


Fact Book

2024-2025



January 2025

Dear Colleague:

The *Ferris State University Fact Book* is an annual project conducted as a service to the University community by the Office of Institutional Research and Testing, in the Division of Student Affairs. This 34th edition is a document designed to answer the most frequently asked questions about Ferris State University.

New additions to the Fact Book this year are the Public Art Collection, LGBTG+ Resource Center and the Ferris Foundation found in the General Information section.

To access the current Fact Book, as well as previous editions on the Ferris State University website, go to www.ferris.edu and click on “Resources”, “Institutional Research & Testing.” Under the Institutional Research heading, select “Fact Book Downloads.” As an alternative, you can simply type the words “Fact Book” in the search box located on the Ferris homepage.

There are also Excel files from the Fact Book that can be accessed under the heading “Fact Book Excel Files”. This includes Enrollment by Program by College, Degrees Conferred by Program by College, Enrollment Summary, and Enrollment Summary by College.

We would like to thank the many offices that assist us with the development of the information for the Fact Book. Please do not hesitate to contact us if you have any questions or have ideas for future editions of the Fact Book.

Angela Ososki
Research & Testing Analyst

Mitzi Day
Director of Institutional Research

Ferris State University
Division of Student Affairs
Office of Institutional Research and Testing
CSS 313
(231) 591-3628

Throughout the Fact Book:

Enrollment counts are based on the Campus of Student’s Academic Program Enrollment. (Type of Student – On, Off, On-Line, Kendall)

SCH counts are based on Campus/College of Course Credit Production. (Type of Courses – On, Off, Internet, Kendall)

Link to Fact Book Downloads: <https://ferris.edu/admissions/testing/factbook/homepage.htm>

Link to Fact Book Excel Files: <https://ferris.edu/admissions/testing/factbook/excelpage.htm>

TABLE OF CONTENTS

GENERAL INFORMATION

Mission Statement/Vision Statement/Core Values.....	1
History/Location/Campus Size/Academic Colleges/Academic Services.....	2
Admissions/Educational Programs/Financial Aid	3
Accreditation	4
Student Costs/Tuition.....	5
Kendall Student Costs/Tuition.....	7
Athletics/Career and Professional Success (CAPS)/Center for Student Involvement (CSI)	8
Center for Certification Training & Testing (CCTT)/Disability Center/Diversity & Inclusion.....	9
Entertainment Unlimited (EU)/Extended & International Operations (EIO).....	10
Ferris Library for Information, Technology and Education (FLITE)	12
Ferris Library for Information, Technology and Education (FLITE) Statistics.....	13
Gifts to the University/Ferris Foundation.....	14
Hispanic & Latino Cultural Center (HLCC) /Housing & Residence Life.....	15
Information Technology Services (IT)	16
Intramural and Recreational Sports	17
Kendall College of Art and Design (KCAD)	18
LGBTQ+ Resource Center	21
Office of Multicultural Student Services/Student Affairs	22
Student Employment/University College & Retention Student Success/Veterans Resource Center	23
Ferris Buildings and Points of Interest	24
Ferris State University Calendar	31
Telephone Numbers (frequently used)	32
Educational Grants and Scholarships	33

ENROLLMENT

Total Headcount Enrollment	43
Enrollment by County (map)	44
Enrollment by State (map).....	45
Enrollment by County.....	46
Enrollment by State & Country.....	47
5-Year Enrollment by College	48
Percent of Students by College.....	49
FYES Enrollment per FTE Faculty	50
Enrollment Summary.....	51
Enrollment Summary by College (On/Off/Online/KEN & Gender)	52
Enrollment Summary by College (AE & BU).....	53
Enrollment Summary by College (TE & HP)	54
Enrollment Summary by College (KE)	55
Enrollment Summary by College (OP & PH)	56
Enrollment Summary by College (CP & UN)	57
Comparative Enrollment Report by College (Gender by Degree Level)	58
Enrollment by College and Class Level	59
Degree and Non-Degree Seeking Student Enrollment	61
Headcount Enrollment by Student Level Full-Time and Part-Time (On/Off/Online/KEN & Gender).....	62
FTE Enrollment by Student Level Full-Time and Part-Time (On/Off/Online/KEN & Gender).....	63
Comparative Fall Enrollment and SCH Production by Site	64

TABLE OF CONTENTS

Student Credit Hours by College	65
SCH/FTE/FYES	66
Student Credit Hours by Campus and Degree Level.....	67
Total Headcount Enrollment Compared to FTE.....	68
Enrollment by Race/Ethnicity	69
Ethnic Distribution by College	70
Enrollment by Program (Arts, Sciences and Education)	71
Enrollment by Program (Business)	74
Enrollment by Program (Engineering Technology).....	77
Enrollment by Program (Health Professions)	79
Enrollment by Program (Kendall College of Art and Design).....	80
Enrollment by Program (Michigan College of Optometry at FSU).....	81
Enrollment by Program (Pharmacy)	81
Enrollment by Program (College of Professional & Technological Studies)	81
Enrollment by Program (University College)	82
FTIAC Profile Fall Enrollment (Gender/Ethnicity/FT & PT/Campus/HS GPA, ACT, SAT)	83
FTIAC Profile Fall Enrollment by Michigan County	84
FTIAC Profile Fall Enrollment by Top 20 High Schools and Top 20 Majors	86
FTIAC Profile Fall Enrollment by States and Countries	87
Transfer Enrollment by (Gender/Ethnicity/FT & PT/Campus/HS GPA, ACT, SAT)	88
Transfer Enrollment by Michigan County	89
Transfer Enrollment by Top 20 Majors	91
Transfer Profile Fall Enrollment by States and Countries	92
Graduate/Graduate Professional Admits by (Gender/Ethnicity/FT & PT/Campus)	93
Graduate/Graduate Professional Admits by Michigan County	94
Graduate/Graduate Professional Admits by Top 20 Majors	96
Graduate/Graduate Professional Admits by States and Countries	97
FTIAC Fall-to-Fall Retention Rates	98
FTIAC 2 to 6 Year Graduation Rates	99
FTIAC Fall-to-Fall Retention/College Fall-to-Spring-to-Fall Retention	100
FTIAC Percent Earning 30 FSU Credits 1 st to 2 nd Yr.	101
Average Number Credits Taken.....	101
Full-Time Transfer Students Persistence Rate.....	101
Transfer In Students	102
Transfer Out Students	103
Enrollment Summary of Students by Age.....	104
NCAA Graduation Rates.....	105

DEGREES

Degrees Conferred by Program (Arts & Sciences)	107
Degrees Conferred by Program (Arts, Sciences and Education).....	109
Degrees Conferred by Program (Business).....	111
Degrees Conferred by Program (Education & Human Services)	113
Degrees Conferred by Program (Engineering Technology)	114
Degrees Conferred by Program (Health Professions).....	116
Degrees Conferred by Program (Kendall College of Art and Design) ...	117
Degrees Conferred by Program (Michigan College of Optometry at FSU)	118

TABLE OF CONTENTS

Degrees Conferred by Program (Pharmacy)	118
Degrees Conferred by Program (College of Professional & Technological Studies).....	118
Degrees Conferred by Program (University College)	118
Degrees Conferred at Ferris State University	119
Approved Programs	120
Total Number of Degree Programs Offered	125

FACULTY/STAFF

University Staff by Job Category & Gender (Full-Time)	127
University Staff by Job Category & Gender (Part-Time)	128
University Staff by Job Category & Gender (Total).....	129
Faculty and Staff by Race/Ethnicity and Gender	130
Student Employee by Race/Ethnicity and Gender.....	131
Distinguished Teacher Awards	132

ORGANIZATIONAL CHARTS (Effective as of December)

Board of Trustees	133
Executive Division	134
President’s Council	135
Academic Affairs Division	136
Office of Academic Affairs	137
Academic Affairs Division/College of Arts, Sciences and Education.....	138
Academic Affairs Division/College of Business	139
Academic Affairs Division/College of Engineering Technology	140
Academic Affairs Division/College of Health Professions	141
Academic Affairs Division/College of Pharmacy	142
Academic Affairs Division/Michigan College of Optometry at FSU	143
Kendall College of Art and Design	144
Kendall College of Art and Design Academic Affairs	145
Academic Affairs Division/Extended & International Operations	146
Academic Affairs Division/Library	147
Academic Affairs Division/University College.....	148
Administration and Finance Division	149
Diversity, Inclusion, and Strategic Initiatives Division	150
Office of the Vice President & General Counsel.....	151
Student Affairs Division	152
Student Affairs Division/Enrollment Services	153
Student Affairs Division/Student Life	154
University Advancement & Marketing	155

ALUMNI

Alumni by State	157
Alumni by Country.....	158
Alumni by College	159
Placement Rates	160
Associate degree Graduates that continue their Education.....	160
Recipients of Alumni Awards.....	161

TABLE OF CONTENTS

FINANCIAL AID

Financial Aid Applicants & Aid Awarded.....	163
Financial Aid Disbursements/Student Loan Debt/Three-Year Official Cohort Default Rate	164

BUDGET

General Fund Operating Budget.....	165
Revenue Summary.....	166
Expenditure Summary	167

FACILITIES

Statement of Facilities at the Big Rapids Campus	169
Ferris State University Campus Map	171
Directions to Ferris State University Big Rapids Campus.....	172

MICHIGAN PUBLIC UNIVERSITY COMPARISONS

Enrollment Michigan Public Universities	173
Summary of Tuition & Fees and Room & Board	174
Annual Room and Board Costs	175
Annual Tuition and Required Fees.....	176
Financial Aid as a Percent of Total General Fund Spending	177
Full-Year Equated Students	178
Instruction as a Percent of Total General Fund Spending	179
Instructional Cost (Spending) per Student	180
Plant Spending as a Percent of Total General Fund Spending.....	181
State Appropriations per FYES.....	182
Student-to-Faculty Ratio.....	183
Ferris State University Non-Discrimination Statement	

GENERAL
INFORMATION

MISSION STATEMENT

Ferris State University prepares students for successful careers, responsible citizenship and lifelong learning. Through its many partnerships and its career-oriented, broad-based education, Ferris serves our rapidly changing global economy and society.

VISION STATEMENT

Building on the vision of our founders, Ferris State University will be an agile and transformational university. By integrating theory and practice, we will foster opportunity, discovery and professional preparation for a dynamic global society.

CORE VALUES

- **Collaboration:** Ferris builds partnerships within the university and the global community that promote shared goals and success.
- **Diversity:** Ferris commits to be an inclusive university community that respects the dignity of the individual and promotes the acceptance of others.
- **Ethical Community:** Ferris implements policies, procedures, actions to promote transparency, advance our mission and foster integrity, civility and respect within and beyond the university.
- **Excellence:** Ferris dedicates itself to innovation and quality execution that sustains and promotes relevance in a changing world through best practices and benchmarking.
- **Learning:** Ferris promotes hands-on, transformative learning; balancing theory and practice; encouraging teamwork and innovation and emphasizing critical thinking—all are fundamental elements of career success.
- **Opportunity:** Ferris honors the legacy of our founders by encouraging and supporting all who wish to acquire the knowledge, leadership and communication skills that are the foundations of personal success.

GENERAL INFORMATION

HISTORY

Established in 1884 by Woodbridge N. and Helen Gillespie Ferris, the University today continues its founders' vision of providing a career-oriented education that meets the challenges of a changing economy. Woodbridge, a distinguished Michigan educator and politician who served two terms as the State's governor and was an elected United States Senator, and Helen, co-founder and teacher, built their school on the concept of not only providing students with marketable skills, but giving students opportunities regardless of race, age or status. Ferris was a private institute until 1950, when it joined the state higher education system. The college obtained university status in 1987.

LOCATION

Ferris State University's main campus is in Big Rapids, a west central Michigan town of approximately 8,976 in the vacation-recreation region. In addition to being home of Ferris State University, Big Rapids is the county seat of Mecosta County. The 930-acre campus is readily accessible by the US-131 expressway and state highway M-20. Big Rapids is 55 miles north of Grand Rapids and within 200 miles of Chicago and Detroit.

CAMPUS SIZE

Main Big Rapids campus - 789.06 acres
West M-20 property - 80.0 acres
Axtmann property - 61.18 acres
Total Main campus property - 930.24 acres

ACADEMIC COLLEGES

College of Arts, Sciences and Education*
College of Business
College of Engineering Technology
College of Health Professions
College of Pharmacy
Kendall College of Art and Design
Michigan College of Optometry at FSU
University College

ACADEMIC SERVICES

Extended and International Operations
Ferris Library for Information, Technology and Education (FLITE)

*Fall 2021, the College of Arts, Sciences and Education reflects a new name (previously, College of Arts and Sciences).

ADMISSIONS

Current admission criteria for new students require all incoming freshmen students to submit official high school transcripts or official GED scores. While Ferris State University is test optional, ACT or SAT test scores will be accepted. Transfer students are required to submit official transcripts from all colleges attended as well as official high school transcripts. Test scores are optional, however may be used for course placement. Students fulfilling university entrance requirements will be granted admission to the University.

EDUCATIONAL PROGRAMS

Ferris offers more than 175 educational programs through the Kendall College of Art and Design; Michigan College of Optometry; College of Arts, Sciences and Education; Business; Engineering Technology; Health Professions; Pharmacy and the offices of Extended and International Operations as well as Retention and Student Success. These programs lead to doctorate, master, bachelor's and associate degrees and certificates. Master's degrees are offered in areas such as: Business Administration, Career and Technical Education, Criminal Justice, Curriculum and Instruction, Educational Leadership, Fine Arts, Information Security and Intelligence, Nursing, Public Health and Social Work. Doctoral degrees offered at Ferris are in Community College Leadership, Nursing Practice, Optometry and Pharmacy.

Each college offers a cluster of related programs that are targeted to prepare students for specific careers, responsible citizenship and lifelong learning.

FINANCIAL AID

More than 86% of the students presently enrolled in a degree-granting program at Ferris State University receive some type of financial aid through federal, state, institutional, private and other sources including scholarships, grants, loans and student employment. Ferris State University awards more than \$137 million in student aid annually.

Financial aid is primarily based on financial need and is intended to assist students whose families lack the total resources needed to pay for college. Information on financial aid programs available at Ferris may be obtained by contacting the Office of Scholarships and Financial Aid at (231) 598-8210 or via the internet at <http://www.ferris.edu/> and clicking on the Admissions & Aid link. See Financial Aid details on pages 163-164.

GENERAL INFORMATION

FERRIS STATE UNIVERSITY ACCREDITATION

**FSU and Kendall College of Art and Design are accredited by The Higher Learning Commission
Kendall College of Art and Design is an accredited institutional member of The National Association of
Schools of Art and Design**

Accrediting Agencies

Commission on Collegiate Nursing Education (CCNE)
Computing Accreditation Commission of ABET (CAC – ABET)
Accreditation Council for Business Schools and Programs (ACBSP)
Accreditation Council for Pharmacy Education (ACPE)
Accreditation Council on Optometric Education (ACOE)
Accreditation Council on Optometric Education (ACOE)
Accreditation Council on Optometric Education (ACOE)
Accreditation Council on Optometric Education (ACOE)
Accreditation Council on Optometric Education (ACOE)
Accreditation Council on Optometric Education (ACOE)
Accreditation Council on Optometric Education (ACOE)
Accreditation Council on Optometric Education (ACOE)
Accreditation Council on Optometric Education (ACOE)
American Council for Construction Education (ACCE)

American Pharmacists Association (APhA)/American Society of Health Systems Pharmacists (ASHP)

Associated Equipment Distributors Foundation (AEDF)
National Institute for Automotive Service Excellence (ASE Foundation)
Commission on Accreditation for Health Informatics and Information Management Education (CAHIIM)
Commission on Accreditation for Health Informatics and Information Management Education (CAHIIM)
Commission on Accreditation for Healthcare Management Education (CAHME)
Commission on Dental Accreditation (CODA)
Commission on Accreditation of Allied Health Education Program (CAAHEP)
Council for the Accreditation of Educator Preparation (CAEP)
Council for Interior Design Accreditation (CIDA)
Council on Social Work Education (CSWE)
Engineering Technology Accreditation Commission of ABET (ETAC-ABET)
National Institute for Automotive Service Excellence (ASE Foundation)
Engineering Technology Accreditation Commission of ABET (ETAC-ABET)
Engineering Accreditation Commission of ABET (EAC-ABET)
Engineering Technology Accreditation Commission of ABET (ETAC-ABET)
Applied and Natural Science Accreditation Commission of ABET (ANSAC)
Joint Review Committee on Education in Radiologic Technology (JRCERT)
Joint Review Committee on Educational Programs in Nuclear Medicine Technology (JRCNMT)
MI Commission of Law Enforcement Standards (MCOLES)
National Accrediting Agency for Clinical Lab. Sciences (NAACLS)
National Architectural Accrediting Board (NAAB)
Professional Golfers' Association of America (PGA)
Public Relations Society of America (PRSA)
United States Tennis Association (USTA)
National Associate of Schools of Art and Design

Academic Program

Nursing –BSN, MSN, and DNP Programs
Information Security and Intelligence BS
Ferris State University College of Business
College of Pharmacy-Doctor of Pharmacy
College of Optometry-Doctor of Optometry
Residency in Ocular Disease at Specialty Eye Institute
Residency in Ocular Disease, Battle Creek VA Med. Ctr.
Residency in Ocular Disease, VA
Northern Indiana Health Care Systems, Ft. Wayne
Residency in Ocular Disease, Wyoming Health Care Center VA
Residency in Primary Care, Henry Ford OptimEyes, West Bloomfield
Residency in Ocular Disease and Primary Care, John D. Dingell VA Medical Center, Detroit
Residency in Cornea and Contact Lenses, Michigan College of Optometry at Ferris State University
Residency in Pediatric and Binocular Vision, Michigan College of Optometry at Ferris State University
Residency in Community Health & Primary Care, Cherry Health, Heart of the City Health Center
Construction Management, BS
SpartanNash and Ferris State University offer a Community Pharmacy Practice Residency
Meijer, Pfizer and Ferris State University offer a Community Pharmacy Practice Residency
Heavy Equipment Service Engineering Technology, BS
Heavy Equipment Technology, AAS

Health Information Management, BS
Health Information Technology, AAS

Healthcare Administration (MHA)
Dental Hygiene, BS
Diagnostic Medical Sonography, AAS
School of Education
Interior Design, Kendall College of Art and Design
Social Work, BSW and MSW programs
Automotive Engineering Technology, BS
Automotive Service Technology, AAS
Mechanical Engineering Technology, BS
Surveying Engineering, BS
Welding Engineering Technology, BS
Facility Management, BS
Radiography, AAS

Nuclear Medicine Technology, BS
Criminal Justice-Law Enforcement Track, BS
Medical Laboratory Science, BS
Master of Architecture, Kendall College of Art and Design, MArch
PGA Golf Management, BS
Public Relations, BS
Professional Tennis Management, BS
Kendall College of Art and Design

Source: Academic Affairs

STUDENT COSTS

The average annual cost for a Michigan resident to attend Ferris (based upon 2024-2025 rates) including tuition for 15 credits per term, room and board, fees and estimated academic and personal expenses is \$29,608 for Freshmen/Sophomores and \$30,998 for Juniors/Seniors.

<u>2024-2025 Costs</u>	<u>Semester</u>	<u>Year</u>
Undergraduate US, US Territories & Canada Freshmen/Sophomore Tuition (15 credits)	\$7,500	\$15,000
Junior/Senior Tuition (15 credits)	\$8,190	\$16,380
Room & Board (Crimson Meal Plan)	\$5,515	\$11,030
Sub-Total Freshmen/Sophomore	\$13,015	\$26,030
Sub-Total Junior/Senior	\$13,705	\$27,410
Books & Supplies (estimate)	\$445	\$890
Personal Expenses (estimate)	\$1,246	\$2,492
Non-Refundable Fees (estimate)	\$98	\$196
Total Expenses (estimate) Freshmen/Sophomore	\$14,804	\$29,608
Total Expenses (estimate) Junior/Senior	\$15,494	\$30,988

Tuition Summary**Undergraduate Student (International)
Full-Time Student (15 credits)**

Freshmen/Sophomore	\$12,420	\$24,840
Junior/ Senior	\$13,230	\$26,460

Undergraduate Student	<u>Freshmen/Sophomore</u>	<u>Junior/Senior</u>
US, US Territories & Canada	\$500/credit	\$546/credit
International	\$828/credit	\$882/credit
Graduate Student		
US, US Territories & Canada	\$770/credit	
International	\$1,161/credit	
Doctoral Student	\$865/credit	
Professional Student	<u>Pharmacy</u>	<u>Optometry</u>
US, US Territories & Canada - New Student	\$1,004/credit	\$973/credit
Non-Resident - New Student	\$1,004/credit	\$973/credit

GENERAL INFORMATION

STUDENT COSTS continued

Suites and Apartments	<u>Semester</u>	<u>Academic Year</u>
East Campus Suites w/Central Air (2 bedroom/person)	\$4,420	\$8,840
East Campus Suites w/Central Air (4 bedroom/person)	\$3,291	\$6,582
West Campus Apts. Single Per Room w/o Central Air (Single Student)	\$3,141	\$6,282
West Campus Apts. Single Per Room w/Central Air (Single Student)	\$3,291	\$6,582
West Campus Apts. Single Per Room w/Central Air 4-bedroom unit (single student)	\$3,619	\$7,238
West Campus Apts. Family 2 Bedroom	\$5,000	\$10,000
West Campus Apts. Family 3 Bedroom	\$5,465	\$10,930

Source: Budgetary Planning and Analysis Office and Housing & Residence Life

KENDALL COLLEGE OF ART AND DESIGN OF FERRIS STATE UNIVERSITY

2024/2025 Tuition & Fees

Tuition per Credit Hour

Resident Undergraduate Gen Ed - US, US Territories & Canada Freshmen/Sophomore	\$500
Resident Undergraduate Gen Ed - US, US Territories & Canada Junior/Senior	\$546
Resident Undergraduate Studio - US, US Territories & Canada	\$1,168
International General Education Freshmen/Sophomore	\$828
International General Education Junior/Senior	\$882
International Studio	\$1,868
Graduate - MFA/MAE/M.Arch/MADE/MAVCS	\$1,309
Graduate - Advanced Studies Certificate in Design & Innovative Management	\$1,309
Graduate - International	\$2,014
Dual Enrollment General Ed (\$960 per 3 credit class)	\$320
Dual Enrollment Studio (\$1,026 per 3 credit class)	\$3

Tuition Summary 2024-25 (15 credits/semester)

	Semester	Year
Resident UG General Ed; Freshmen/Sophomore	\$7,500	\$15,000
Resident UG General Ed; Junior/Senior	\$8,190	\$16,380
Resident UG Studio – US & Territories & Canada	\$17,520	\$35,040
International General Education		
Freshmen/Sophomore	\$12,420	\$24,840
Junior/Senior	\$13,230	\$26,460
International UG Studio	\$28,020	\$56,040
MFA/MAE Graduate/M. Arch/MADE/MAVCS	\$19,635	\$39,270
Resident MBA Graduate, Design & Innovation Mgmt.	\$19,635	\$39,270

Related Fees

Deferred Payment Plan	\$30	Parking Card Deposit	\$20
Digital Resource Course Fee	\$108	Print Management Course Fee	\$108
Enrollment Deposit/Matriculation Fee	\$150	3D Studio Course Fee	\$74
Fashion Studies Studio Course Fee	\$175	Student Life Fee	\$30
Locker Rental	\$45	Studio Card	\$10
Metals/Jewelry Course Fee	\$76	Studio Deposit	\$103
Model/Life Drawing Course Fee	\$67	Studio Space Rental grad (per semester)	\$0
Orientation Fee	\$75	Technology Fee	\$200
Photography Course Fee	\$43	Transcript Fee	\$5
Printmaking Course Fee	\$130	WAVE Bus Pass	\$3

Late Payment Penalty – 2% Of Unpaid Balance

Source: Kendall College of Art and Design

GENERAL INFORMATION

ATHLETICS

The Ferris State University Bulldogs are members of the National Collegiate Athletic Association (NCAA). Varsity teams compete in the Central Collegiate Hockey Association (NCAA Division I) in ice hockey and the Great Lakes Intercollegiate Athletic Conference (NCAA Division II) in all other sports. Ferris student athletes participate in 17 varsity sports. Individual men and women teams are golf, tennis, basketball, cross country and indoor and outdoor track. Women may additionally participate in varsity: softball, soccer and volleyball. Men may participate in varsity: hockey and football.

CAREER AND PROFESSIONAL SUCCESS (CAPS)

Core to the University's mission, vision and values is preparing students for a successful career through offering a variety of opportunities. The CAPS office offers professional and leadership development workshops, career exploration, volunteer service opportunities, high-impact learning experiences, individual coaching and employer networking to assist students in becoming career-ready. CAPS coordinates a large, all major career and internship fair each semester and offers on-campus interviewing opportunities. A career networking platform called Handshake is offered for all students and alumni and is available in Ferris360. CAPS services are available for all students, for life, for free. For more information, contact the University Center room 120 (231) 591-2685 – FerrisCAPS@ferris.edu.

CENTER FOR STUDENT INVOLVEMENT (CSI)

This Center helps students in creating a sense of belonging by engaging them in events and student organizations to provide a dynamic social experience and connection to the University. CSI offers students opportunities to be involved in planning events, joining and leading registered student organizations, annual traditions and attending a variety of conferences and workshops. CSI utilizes Bulldog Connect and is available in Ferris360 as the event and student organization hub. For more information, contact the University Center room 121 (231) 591-2606 - CSI@ferris.edu.

The Center for Student Involvement offers three distinct resource areas:

Events - Provides a place to go when looking for things to do on campus. Multiple events and activities take place every day and the CSI staff will help you find something you enjoy doing. Event planning assistance is available to all students. The center also advises Entertainment Unlimited, our campus programming board. Homecoming, Bulldog Beginnings, Fridays at Ferris and Bulldog Weekends are among the traditional programs coordinated through CSI.

Student Organizations - Helps to keep students involved and connected to the University. There are more than 180 Registered Student Organizations (RSOs), including club sports, Greek-letter organizations, spiritual groups, honor societies, student government, professional associations and more. Students can find a suitable or fitting organization themselves or they can learn how to start a new organization. Students can find out more about RSOs on Bulldog Connect, the student organization management platform.

Fraternity & Sorority Life - Embracing the long-held history and values of fraternities and sororities, this office works to empower Greek-letter organization members to continue the legacy to advance their missions. The office offers recruitment information, support with activities and plans Greek Week and Hazing Prevention Week. At the core, fraternal membership offers an opportunity for leadership, scholarships, service and building community.

CENTER FOR CERTIFICATION TRAINING & TESTING (CCTT)

The Center for Certification Training and Testing was founded in the early 1990s to administer the EPA-mandated Section 608 certification and testing program to Heating, Ventilation, Air Conditioning and Refrigeration (HVACR) technicians throughout the country. A technician's certification card with the Ferris State University logo, which they display each time they present their certificate card and is recognized and valued throughout the industry. The Electrical Generating Systems Association (EGSA) certification program has become the industry standard for power generator technicians and has provided visibility to both EGSA and Ferris State University.

The CCTT, through its state-of-the-art database, can administer testing programs for a wide variety of businesses. The CCTT offers:

- EPA Section 608 & 609 Certification Program
- R410-A Certification Program
- HVAC Excellence Employment Ready Certification Program
- Green Awareness Certification Program (covers HVAC, Plumbing & Electrical)
- Geothermal Energy for the Home Certification Program
- Electrical Generating Systems Association (EGSA) Certification Program
- Hydrocarbon Refrigerants Certification Program

For further information about CCTT, please email cfc@ferris.edu, egsa@ferris.edu or call toll free (866) 880-7674 you can also visit us on the web at: <https://www.ferris.edu/CET/cctt/index.htm>.

DISABILITY AND ACCESSIBILITY RESOURCE CENTER

Disability and Accessibility Resource Center (DARC) is committed to promoting student access and success. We work closely with our students, as we collaborate and create accommodations that work best for them. DARC serves and advocates students with disabilities while promoting equal access to educational opportunities.

The office is staffed with licensed, professional counselors and social workers. Check [Disability and Accessibility Resource Center \(DARC\) \(ferris.edu\)](#) for the wide range of services offered.

Educational Counseling

DARC's Educational Counseling can assist with academic matters including stress and time management, test anxiety, study habits and more.

DIVERSITY, INCLUSION AND STRATEGIC INITIATIVES OFFICE

The Diversity, Inclusion, and Strategic Initiatives (DISI) division works with the entire Ferris State University community to promote and support the University's core values, mission, and vision. DISI ensures that diversity, equity, inclusion, and belonging are not just introduced but actively promoted and celebrated within the University's systems, structures, and culture. The division supervises the Hispanic/Latino Cultural Center, the LGBTQ+ Resource Center, and the Office of Multicultural Student Services, all of which are crucial in fostering a culture of respect and understanding. DISI spearheads initiatives to assess the University's current and future opportunities and challenges, identify strategies to capitalize on strengths or mitigate risks, and create a framework to guide its future direction. It plays a key role in shaping the University's strategic plans and tracking progress toward their implementation.

GENERAL INFORMATION

ENTERTAINMENT UNLIMITED (EU)

Entertainment Unlimited, the campus programming board, is made up of motivated students that have a general interest in entertainment and enjoy planning and implementing campus events. Events include guest speakers, comedy shows, films, novelties and live music performances along with the annual Spring Concert and Spring Fling. EU is open to all students with some general membership requirements.

EXTENDED AND INTERNATIONAL OPERATIONS (EIO)

Ferris State University's Extended and International Operations (EIO) is a transformative force that extends the University's influence far beyond the Big Rapids campus and conventional classrooms. EIO achieves this by fostering strategic partnerships, nurturing innovation in higher education, providing corporate training and offering support for instructional design.

Ferris Statewide & Online

EIO has established a comprehensive network of locations throughout Michigan, making it possible for students to pursue their degrees in their local communities, realizing the vision of a Ferris education available to anyone, anywhere and at any time. These Statewide and Online undergraduate and graduate programs are marked by their agility, dynamism and responsiveness to the specific needs of local industries.

eLearning

The eLearning office is the epicenter of Ferris' online learning initiatives, collaborating in developing, implementing and supporting continuous enhancement. This encompasses strategy development, technical assistance, faculty training, instructional design and innovation in educational technology. The eLearning office plays a pivotal role in elevating the university's digital education landscape, ensuring academic excellence and championing innovative pedagogical approaches.

The educational technology team is focused on strategically utilizing instructional technology and providing comprehensive learning support. They lead forward-thinking planning initiatives that span traditional classroom settings and online learning. This team of instructional design experts, technologists and trainers empowers faculty to enhance student success through technology and exceptional course design, offering their expertise in instructional design, best practices and unwavering support to faculty and students.

Online development includes formulating and implementing strategies to expand and strengthen the University's portfolio of top-tier online programs and courses, catering to both traditional and adult learners. Their mission includes forging strong relationships with Ferris academic and administrative units to meet strategic planning goals, foster the creation and delivery of high-quality programming and ensure a positive student learning experience.

Graduate Studies

As part of EIO, the Office of Graduate Studies is committed to supporting graduate students and programs across the University, drawing on expertise in serving adult learners and those who study at a distance. This support includes planning and central office support, maintaining admission processes, coordinating growth in current programs, developing new degree options, market research and environmental scanning, marketing and recruitment and supporting the online learning environment.

International Education

In collaboration with various partners, the Office of International Education drives the development of a sustainable global ecosystem that enriches the campus and student experience. Through international student recruitment, immigration support, and advising, the office fosters a diverse and inclusive environment. It promotes international experiential learning through study abroad programs and facilitates professional development for faculty and staff. By engaging the campus in global events and activities, the office supports Ferris' mission of preparing students for successful careers, responsible citizenship, and lifelong learning in a rapidly changing global economy.

Transfer and Secondary School Partnerships

Transfer and Secondary School Partnerships is a nexus for collaboration between high schools, career and technical education centers and early/middle college programs. Their strategic endeavors revolve around increasing access to higher education and degree attainment through course equivalency reviews, reverse transfers and coordination of academic transfer processes. The office also manages initiatives for high school students to earn college credits through programs like dual enrollment, concurrent enrollment, early/middle college efforts and secondary school articulation agreements. The Ready for Life Academy program (RFLA@FSU) provides invaluable opportunities for students aged 18 to 26 with cognitive disabilities, allowing them to experience college while acquiring essential job, life and career skills.

Community College Leadership Doctoral Program (DCCL)

The Doctorate in Community College Leadership (DCCL) has been methodically designed for visionary leaders of mission-driven, modern community colleges. This program offers a curriculum crafted and delivered by seasoned college administrators, including current and former community college presidents, vice presidents and deans. It is tailored to equip leaders with the competencies to guide community colleges toward excellence and heightened community responsiveness and prepare leaders to navigate the evolving education landscape. It adopts an inquiry-based, problem-solving and action-oriented pedagogical approach, cultivating the essential skills required for success, regardless of the leadership level graduates aspire to achieve.

Corporate and Professional Development (CPD)

CPD acts as a bridge connecting corporations, government agencies, non-profits and other organizations to customized training solutions that advance their respective industries and service areas. The office brings together faculty members from multiple colleges to craft tailored training programs utilizing Ferris facilities, workplace settings or other innovative venues to propel today's workforce forward at an accelerated pace. Additionally, CPD oversees the logistics of Ferris academic summer camps, which annually serve 2,000 children, exposing them to camp content and the prospect of a future at Ferris.

More information about EIO can be found online at ferris.edu/EIO.

GENERAL INFORMATION

FERRIS LIBRARY FOR INFORMATION, TECHNOLOGY AND EDUCATION (FLITE)

FLITE opened on March 12, 2001, as a premier research facility integrating modern technology with traditional information resources. Designed for flexibility and versatility, FLITE continues to adapt to the advancing digital age, and is committed to offering equitable access to all users. The library provides diverse technologies including public computers, laptop computers, scanners, printers, specialized software supporting University curriculums, wireless connectivity and an assistive technologies laboratory that facilitates the learning and research of students requiring special accommodations. FLITE is dynamic and innovative in its utilization of spaces to foster collaborative and individual learning, allowing seating for over 1,000 visitors and making it a popular study location on campus. A distinguishing feature of FLITE is its offering of almost fifty reservable individual and group study rooms, and it provides several drop-in study spaces, a family study room for visitors accompanied by children and an extended-study area during midterm and final exam periods.

FLITE serves as a gateway to a variety of information resources available both on-site and off-campus, in print and digital formats. FLITE houses a collection of more than 200,000 print volumes and provides access to 180+ online databases, almost 300,000 electronic journals/newspapers/magazines, 14,000+ streaming videos and over 700,000 eBooks. FLITE's SmartSearch service allows users to search for information from most of these collections through a single, Google-like search box. FLITE is also a Federal Depository Library for U.S. government documents and a Patent and Trademark Depository Library. The Library's online catalogs and digital resources are available through the FLITE website at <http://www.ferris.edu/library/>. Interlibrary loan and document delivery services are offered to all faculty, staff and students, including distance-education students, allowing users access to innumerable resources. General research assistance is offered by phone, email, real-time chat or SMS text. Individual research assistance and instruction is available as requested from subject-specialist librarians.

FLITE takes full advantage of advanced technologies and different modalities to expand opportunities for teaching and learning. The library contains four "smart classroom" instructional studios featuring docucams and 25-30 computer stations, with additional equipment such as laptop computers and wireless microphones available upon request. The instructional studios allow librarians and other faculty to teach information-seeking and critical-thinking skills necessary to evaluate information resources. FLITE's information literacy program starts with the basics in the form of an adventurous, active-learning activity in the Ferris State University Seminar (FSUS) courses. The online tutorial PILOT (developed at FLITE) provides instruction in library use and research to classes upon request of instructors. Additionally, FLITE has seven seminar rooms of varying sizes to accommodate library instruction classes, meetings and professional development activities, and a Music & Media Room is available for creation of audio/visual media and to use FLITE's vinyl record collection.

FLITE is also home to the Faculty Center for Teaching and Learning, Media Production, the Jim Crow Museum of Racist Memorabilia, the Office of Multicultural Student Services, the Office of Research and Sponsored Programs and the Academic Literacies Center comprised of the University Writing Center and the Academic Support Center.

FERRIS LIBRARY FOR INFORMATION, TECHNOLOGY AND EDUCATION (FLITE continued)

2023 – 2024 Statistics	Current 2023/24
Hours open	75 per week
Gate count	153,504
Circulation of library materials (including print reserves)	4,615
Full text journal downloads	142,010
Instruction sessions (including some FSUS sessions)	84
Information Service to Individuals	2,667
Items borrowed from other libraries	1,356
Items loaned to other libraries	5,409
Access/Holdings - July 2024	
Total print volumes (books and bound journals)	211,340
Periodical titles (print, electronic, microform)	199,719
E-books (purchased and on-demand)	1,338,901
Catalogued streaming videos (purchased and on-demand)	54,286
Public computers	60
Computers in instruction studios	115
Study rooms available for reservation	49
Laptop computers available for checkout – (19 PC's, 6 MacBooks)	24

Source: FLITE

GENERAL INFORMATION

GIFTS TO THE UNIVERSITY

Private giving to the University in fiscal year 2023-24 totaled \$7,276,782, which includes new pledges and cash gifts.

Contributions may be made in many ways:

- Gifts from alumni, parents, employees and friends
- Gifts from businesses and industry, including cash, equipment and materials
- Gifts and grants from foundations
- Matching gifts (companies or corporate foundations match their employees' gifts to Ferris from one-to-one to a four-to-one ratio)
- Gifts in memory or honor of individuals
- Gifts through naming Ferris State University as a beneficiary in estate plans

FERRIS FOUNDATION

Since 1991, The Ferris Foundation has been responsible for receiving, investing and distributing endowment gifts, which provide a source of perpetual support for Ferris State University. The Foundation also serves as the University's philanthropic organization, receiving and acknowledging all gifts to the University, including annual gifts that meet present needs. The Foundation strives to enhance stewardship and communication with donors, creating a more efficient and unified approach to philanthropy, strengthening the Foundation's mission as a valued and trusted intermediary between Ferris State University and its donors.

The Ferris Foundation is the fundraising arm of the University. Before January 1, 2015, the Ferris Foundation held and invested the corpus of the endowment for the University. After January 1, the Ferris Foundation will receive and acknowledge all gifts to Ferris State University. It is a 501(c)(3) non-profit corporation that exists solely for the benefit of Ferris State University.

The Board of Directors is comprised of community, business, professional and industry leaders, a Board of Trustee liaison, alumni and current faculty and staff. Directors are volunteers who provide external oversight of the Foundation's operation and are appointed by the Ferris State University Board of Trustees. They serve without compensation, contributing their time, wisdom and resources for the best interest of the University.

An endowment is a gift where the fund is invested, and a portion of the income is awarded for scholarships and/or program support. The Ferris Foundation annually awards 4% of the rolling 3-year average of the value of the endowment to support scholarships and programs at Ferris State University. Awards are calculated annually as of December 31, and a distribution is made after July 1.

The Ferris Foundation Investment Committee is responsible for managing the assets following the stated objectives of the Foundation investment policy. Currently, the Foundation contracts with CAP Trust to provide strategic direction for the investment the assets of the Foundation.

The Foundation is limited by both state and federal law concerning how the funds it receives are distributed. In addition, a policy has been established detailing the specific requirements and procedures for disbursing funds from the Foundation to Ferris State University.

Societies of Distinction recognize extraordinary generosity:

- **Abigail Smith Timme Society:** All planned gifts

Athletic booster clubs help student-athletes:

- **Bulldog Athletic Association:** The fundraising arm of Ferris State Athletics, gifts support our student-athletes in 17 intercollegiate programs
- **Blueline Club:** Gifts are designated to support the varsity hockey program. Hobey Baker \$1,000+, All American \$500-\$999, Captain \$100-\$499, Basic \$50-\$99
- **Gridiron Club:** Gifts are designated to support the football program. National Championship \$5,000, All American \$2,500, Locker Room \$1,100, Coaches \$500, All GLIAC \$250, Bulldog \$150, Letterman \$75
- **Rebounders Club:** Gifts are designated to support the men's basketball program. Elite Committee \$2,000+, All-American \$500-\$1,999, All-Conference \$250-\$499, Captain \$150-\$249, Basic \$100-\$149
- **Sixth Dawg Club:** Gifts are designated to support the women's basketball program. Hall of Fame \$1000+, MVP \$400-\$999, Captain \$200-\$399, Bulldog \$100-\$199
- **Duffer's Club men's and women's golf:** Gold Partner \$500+, Silver Partner \$250-\$499, Bronze Partner \$100-\$249

For further information, go to <http://www.ferrisstatebulldogs.com> or email baa@ferris.edu.

HISPANIC/LATINO CULTURAL CENTER (HLCC)

The Hispanic/Latino Cultural Center helps students get to and through college by building on and exploration of celebrating their cultural identity and academic success. HLCC is the home of the Promesa Pathways, which are composed of Promesa Summer Success, an early summer college bridge program for rising high school juniors and seniors and Promesa Scholars, an academic leadership program focused on Hispanic/Latino student success using a culturally responsive programming and immersive experiences both on and off campus. HLCC also hosts a variety of events throughout the year that promote cultural awareness that creates an inclusive environment by creating a sense of belonging.

HOUSING & RESIDENCE LIFE

Living on campus has proven to foster student engagement and improve overall student success. Ferris State University on-campus housing provides an environment that is clean, comfortable, safe and conducive to supporting the academic mission of the University. More specifically, living on-campus enhances and completes the learning that occurs at the University.

Student growth is enhanced through exposure to other points of view, experiencing diverse populations and learning to live interdependently in a community of peers. Living with others can help residents develop coping skills and experiment with responsible decision-making in a safe environment.

GENERAL INFORMATION

A variety of housing options give students the opportunity to create the environment in which they feel most comfortable. Amenities include wired and wireless internet connections in each residence, a choice of double or single rooms and themed housing options. Washers and dryers are in each building and are included in pricing.

Living on-campus is an educational endeavor. Our staff provides social and educational programming aimed at building cohesive communities on each floor. While our student staff is in place to assist in maintaining community standards, residents are reminded that maintaining community standards is a shared responsibility.

The apartment community at the University consists of the West Campus Apartments. The West Campus complex has 150 two-bedroom, 50 three-bedroom and 15 four-bedroom unfurnished townhouses that include a laundry facility in each apartment. They are designed to provide a neighborhood-like atmosphere for families and single students alike.

The East Campus Suites are neither residence halls nor apartments; rather, this style of on-campus housing combines the best of both worlds. Each of the three 3-story buildings is home to 100 students. Exterior doors are locked 24/7 utilizing the same card swipe access and blue light/call box phone security system as our residence halls. Each building houses 24 four-bedroom suites and 2 two-bedroom suites. Every student has their own furnished bedroom and shares a full bathroom with one other student. A furnished living room and full kitchen complement the feeling of home each suite provides. With amenities such as air conditioning, garbage disposal, wireless connectivity and more, the suites are sure to be a campus favorite for generations to come.

Accessible residence halls, townhouses and suites are available for students with special needs.

Learn more of what the Office of Housing & Residence Life has to offer online at <http://www.ferris.edu/housing>.

INFORMATION TECHNOLOGY (IT SERVICES)

Information Technology Services (ITS) is responsible for planning, managing and directing technology initiatives supporting academic and administrative operations at Ferris.

The ITS department collaborates with campus community members to provide technology services that align with the University's mission to prepare students for successful careers, responsible citizenship and lifelong learning. ITS provides diverse technology services, including developing, monitoring and maintaining the campus data network, wireless network, internet connections, security appliances, telephone system, servers, applications, computer labs, smart classrooms and end-user desktop computers.

The ITS department comprises four major units that provide various services to the students, faculty, staff and Ferris affiliates. The IT Solution Center, Enterprise Application, Architecture Services, Network Services and Information Security. The IT Central office comprises the budget office, administrative support and Chief Information Officer in support of the ITS goals and mission.

The IT Solution Center is the first point of contact for all technology-related assistance and support to students, faculty, staff and University affiliates. Customers can contact the IT Solution Center via phone, walk-up service desk, chat or the self-service portal hosted on the Ferris IT site www.ferris.edu/it along with information regarding University hardware, software and services provided.

The IT Solution Center installs and manages the desktops and software packages across the University classrooms, computer labs, meeting areas and faculty/staff offices. The IT Solution Center supports classrooms across the campus with specialized audio/visual equipment to aid instruction, issues cell phones to faculty and staff upon departmental approval and supports cable television across Ferris. The IT Solution Center can be accessed via the IT walk-up area on the first level of the David L. Eisler Center UCB-108. Here, personally owned computers can be repaired at a nominal charge for students and employees. The IT Solution Center also participates in fall and spring class start-ups through the Tech Help program to support students to start their classes.

Enterprise Applications maintains and supports the University's enterprise systems and data integrations. The primary enterprise applications include Banner, the University's enterprise resource package, and Webfocus, the University's enterprise reporting tool. EAS offers services focused on process automation to increase efficiencies in existing applications and ensure successful outcomes.

Architecture Services maintains and supports the enterprise servers for the University. Architecture Services architects and configures approximately 200 servers, ensuring timely and reliable access to enterprise computing resources. They maintain and manage the University data centers hosting most enterprise applications, telecommunications and network servers. Architecture Services also supports many hosted/cloud solutions across the University and internally hosts the department applications. The Network Services team develops, installs and supports the high-speed communications infrastructure for the University's computers and multi-media devices across the Ferris Statewide network. They evaluate and invest in the appropriate hardware and software to provide wired and wireless networks to assist the campus community. Network Services administers and configures the Microsoft Telephony system and the campus firewalls.

The Information Security Team works with the Ferris community to ensure IT system security aligns with the goals of the University. The Information Security team is instrumental in developing, delivering and maintaining information security systems to safeguard the University's data, information assets and supporting infrastructure against unauthorized use, disclosure, modification, damage or loss. Our information security services include implementing IT security methods and remediation, monitoring IT security-related events, threat and vulnerability management and security incident response services. Information Security promotes a safe and secure operational environment through assessment and hardening of systems. The team coordinates and communicates security-related information to the University community and educates end users through various training opportunities.

The IT Central Office or the office of the Chief Information Officer coordinates administrative operations for the IT department. The office facilitates IT procurement for the University, including hardware and software applications. The office also provides oversight for IT student employment.

INTRAMURAL AND RECREATIONAL SPORTS

Annually, more than 3,000 students participate in organized recreational sports activities, including extensive intramural and club sport programs. Other students participate in informal recreation activities. Ferris provides ample facilities for athletics and recreation, including a newly remodeled Student Recreation Center with pool, weight room, basketball and volleyball courts and an indoor track. You can also find a golf course, a sports complex including full and half-size ice rinks, additional basketball and volleyball courts, racquetball courts and indoor and outdoor tennis courts on campus.

GENERAL INFORMATION

KENDALL COLLEGE OF ART AND DESIGN (KCAD)

Kendall College of Art and Design of Ferris State University (KCAD) was founded in 1928 by Helen M. Kendall, the second wife of nationally known Grand Rapids furniture designer David Wolcott Kendall. After 72 years of operations as a private conservatory college, KCAD merged with Ferris State University in the early 2000s.

Today, in partnership with Ferris State University, KCAD offers students an outstanding education in a broad range of professional pursuits in design, art and art history with the benefit of attending a public university.

Our faculty members are regionally and nationally known designers, artists and scholars in their own right who share their experience freely in the studio and beyond. Professors know their students by name and are invested in their success. KCAD's facilities provide well-resourced studios, classrooms, labs, workshops and exhibition spaces. Our technology is directly aligned with the systems and software used in the professional world.

MISSION

As a college within Ferris State University, Kendall College of Art and Design prepares students for leadership in design, the visual arts and art history; provides innovative, collaborative education that fosters intellectual growth and individual creativity and promotes the ethical and civic responsibilities of artists and designers, locally and globally.

VISION

As an innovator in art and design education, KCAD will cultivate a student-centered learning community that fuels the economy and transforms culture with creative leaders and critical thinkers applying global perspectives.

VALUES

Student-Centered Learning

KCAD will focus on supporting the whole student through life-long learning, removing barriers to education and increasing professional preparedness.

Diversity and Inclusion

KCAD values a diversity of people and beliefs, promoting an inclusive, welcoming, supportive and open campus for all. Learn more about Diversity, Equity and Inclusion at KCAD.

<https://kcad.ferris.edu/dei/index.html>

Academic Excellence

Through the combination of intensive classroom learning, faculty and staff development, real-world experience and internal resources, KCAD strives to educate students who solve problems, think critically and achieve their aspirations.

Collaboration

KCAD fosters strong connections both within the institution and in the external community to create a depth and breadth of opportunities for students.

Ethical and Sustainable Community

KCAD understands the critical need for financial, social and environmental sustainability. We also uphold the values of integrity, civility and respect for the KCAD community.

ACCREDITATIONS

As part of Ferris State University, Kendall College of Art and Design is accredited by:

The Higher Learning Commission
230 South LaSalle Street, Suite 7-500
Chicago, IL 60604-1413
(800) 621-7440

Kendall College of Art and Design of Ferris State University is an accredited institutional member of: The National Association of Schools of Art and Design

11250 Roger Bacon Drive, Suite 21
Reston, VA 22090
(703) 437-0700

The Kendall College of Art and Design of Ferris State University Interior Design program is accredited by:

The Council for Interior Design Accreditation
206 Grandville SW
Grand Rapids, MI 49503-2822
(616) 458-0400

The Kendall College of Art and Design of Ferris State University Master of Architecture Program is accredited by:

The National Architectural Accrediting Board
1101 Connecticut Avenue NW, Suite 410
Washington, DC 20036
(202) 783-2007

GENERAL INFORMATION

PROGRAMS

Kendall College of Art and Design of Ferris State University is authorized under the laws of the State of Michigan to grant:

Associate of Arts in: Art History

Associate of Fine Arts in: Design Studies

Studio Arts

Bachelor of Arts in: Art History

Studio Arts

Bachelor of Fine Arts in: Collaborative Design

Digital Art and Design

Drawing - Teach out in progress, 23/24 program plan

Fashion Studies

Graphic Design

Illustration

Interior Design

Life Sciences and Pre-Medical Illustration

Painting - Teach out in progress, 23/24 program plan

Photography

Product Design

Sculpture and Functional Art - Teach out in progress, 23/24 program plan

Studio Arts

Master of Architecture

Master of Arts in Design

Master of Fine Arts Painting Teach out in progress, 23/24 program plan

LGBTQ+ Resource Center

The LGBTQ+ Resource Center serves to foster a supportive environment that is open, safe, and inclusive for students of all sexual orientations, gender identities, and gender expressions. The Center's objective is to celebrate and affirm LGBTQ+ people, identities, and communities; to support the development of LGBTQ+-sensitive and -accountable personal and professional skills among the Ferris community; and to support and advocate for, and with, members of the LGBTQ+ community for an equitable, inclusive culture at Ferris State University that celebrates and values LGBTQ+ people. The LGBTQ+ Resource Center is first and foremost a safe haven for LGBTQ+ students. We can provide general information about different LGBTQ+ issues, referrals to other campus departments and off-campus resources, and advocacy for students whether that be in the classroom, on campus, or wherever else we can.

Mission

- Affirm and celebrate LGBTQ+ individuals, identities, and cultures.
- Educate the greater Ferris community about LGBTQ+ identities and LGBTQ+ inclusive and affirming practices.
- Connect LGBTQ+ students with each other, staff and faculty, and all University resources.
- Provide resources for students, employees, and the community to learn about and advocate for LGBTQ+ individuals.
- Foster student leadership and personal, academic, and professional growth through mentoring and collaborations on and off campus.
- Provide a gathering space for all LGBTQ+ students & allies to build community and support each other.

Signature Programs, Events, and Services

The LGBTQ+ Resource Center provides cultural programming for National Coming Out Day, LGBT History Month, Women's History Month, Transgender Visibility Week, Pride Month, and more.

LGBTQ+ Lending Library

We have a large collection of 500+ LGBTQ+-focused books and resources ranging from non-fiction memoirs to comics and everything in between! Students, faculty, and staff are welcome to check out these books for free whenever they like from the LGBTQ+ Resource Center.

Gender Exploration Closet

Within the LGBTQ+ Resource Center is the Gender Exploration Closet! We have a collection of clothing available for students to kick-start a wardrobe that allows them to align their appearance with their identity. We also have binders, packers, and other gender-affirming items that can help with appearances.

Lavender Graduation

Lavender Graduation is a small, more relaxed version of commencement recognizing our LGBTQ+ students in a safe and more private space. A slideshow presentation highlights each student's accomplishments and acknowledges how proud we are! Students also receive a special rainbow cord, tassel, and stole to wear at commencement should they choose to go.

GENERAL INFORMATION

OFFICE OF MULTICULTURAL STUDENT SERVICES

The Office of Multicultural Student Services (OMSS) promotes the intellectual understanding and appreciation of diversity, equity, inclusion and belonging by creating opportunities for learning and leadership development for the University community. In addition, the office provides meaningful support to assist in the transition, retention and graduation of underrepresented student populations.

The office is committed to supporting students through five pillars of service:

Advocacy - OMSS makes every attempt to ensure that our students' college experiences are fair and as rewarding as possible by providing meaningful support.

Leadership Development - OMSS provides opportunities for students to learn and develop important transferable skills that will assist them in becoming leaders on campus and in their future careers.

Mentorship - OMSS staff provides one-on-one guidance to students and organizations to encourage growth and development.

Cultural Awareness - OMSS sponsors a variety of programs, guest speakers and discussions to engage the campus community and facilitate student learning as it relates to multiculturalism, belonging and inclusion.

College Access - OMSS spreads awareness and creates a college-going culture to prospective middle and high school students through the federal and state funded Michigan Gaining Early Awareness and Readiness for Undergraduate Programs (GEAR UP)/KCP College Day Program.

OMSS coordinates many cultural awareness events throughout the year, including but not limited to these events: Student Welcomes, Annual Open House, Hispanic Heritage Month Celebration, Native American Heritage Month Celebration, Dr. Martin Luther King Jr. Celebration, Black History Month Celebration, Women's History Month Celebration, Asian American/Pacific Islander Heritage Month Celebration, Annual Cookout and Multicultural Graduation Celebratory.

STUDENT AFFAIRS

The Division of Student Affairs is committed to creating a campus environment that promotes student learning and positive, healthy and safe living experiences. This is accomplished through a variety of programs, services and activities for students through the following areas: Admissions, Anti-Violence Alliance, Birkam Health Center, Career and Professional Success, Center for Student Involvement, Commencement, David L. Eisler Center, Enrollment Services, Financial Aid, Housing & Residential Life, Institutional Research and Testing, Orientation, Personal Counseling Center, Racquet and Fitness Center, Registrar's Office, Student Activities, Student Conduct Community Standards, Student Employment, Student Life, Title IX Office, University Recreation, Veterans' Resource Center and the Vice President's Office. These areas contribute to the institution's mission of preparing students for leadership and involvement in an increasingly diverse, technologically sophisticated and complex global society by offering a broad range of programs, activities, professional development and leadership opportunities.

STUDENT EMPLOYMENT

The Student Employment Office is located at the Prakken Building in Human Resources. Its goal is to assist students in finding part-time employment that will provide income while attending Ferris, as well as help them learn transitional skills that will benefit them upon graduation. There are over 2,000 student employees on campus every year. In addition to helping students find jobs on campus, The Student Employment Office participates in the Federal Community Service Work Study Program that allows students to work in community-based positions in the area such as at the local food pantry, as a reading tutor for local students or at the local recycling center. More information on Student Employment can be found at:

<http://www.ferris.edu/HTMLS/admision/financialaid/employment/index.htm>.

Having a part-time job while going to school is a great way for students to interact with others, learn valuable job skills and earn some spending money to keep student loans to a minimum.

UNIVERSITY COLLEGE/RETENTION AND STUDENT SUCCESS

University College supports the academic experience providing programming through the associate degree in Community Leadership, the Associate Degree in General Studies and services and resources to aid teaching, learning and timely degree completion. University College actively contributes to the institutional culture and programmatic efforts aiding students' transition to the Ferris community. Organized through the college are the following departments, offices, services and initiatives: Academic Advising, Academic Literacies Center (Structured Learning Assistance, Tutoring, Writing), Academic Service Learning, Deliberative Dialogues, Developmental Curriculum, Disability and Accessibility Resource Center, Ferris Equity Initiatives and Navigate360, First-Generation Student Services, Faculty Center for Teaching and Learning and Media Production, Ferris State University Seminars (FSUS), Honors Program, MyDegree, Perkins, Student Success Initiatives and KCP Program, and the Tuition Incentive Program (TIP).

VETERAN RESOURCE CENTER (VRC)

The Veteran Resource Center (VRC) at Ferris State University plays a vital role in supporting the academic and personal needs of veterans. As a hub operated by veterans for veterans, it offers an inclusive and welcoming environment. This center is not just limited to those who have served, but extends its services to active-duty personnel, reserve guard and their dependents, encompassing a broad range of individuals connected to the military.

Located in the new David L. Eisler Center within the CLACS office, the VRC is strategically placed for easy access. This central location ensures that all veterans and their dependents can easily find and utilize the resources available. The VRC is designed to be a versatile space, catering to various needs. It provides a conducive environment for studying, complete with computer and printer access. This is crucial for veterans who may be returning to an academic setting and need a dedicated space for their educational pursuits.

Additionally, the center serves as a social hub where veterans can relax and interact. The availability of coffee and other beverages creates a comfortable atmosphere for veterans to unwind and socialize between classes. This aspect of the VRC is important for fostering a sense of community and belonging among veterans, who often benefit from sharing experiences and support with peers who understand their unique perspectives and challenges.

Overall, the Veteran Resource Center at Ferris State University is a comprehensive facility, thoughtfully designed to meet the multifaceted needs of veterans and their dependents in the University setting.

GENERAL INFORMATION

FERRIS BUILDINGS AND POINTS OF INTEREST

Arts and Sciences Commons (1996) - This building houses The College of Arts, Sciences and Education faculty and administrative offices, Retention & Student Success faculty and administrative offices, the Educational/Career Counseling and Disabilities Services offices, the Transfer Services Center, the Shimadzu Core Laboratory for Academic and Research Excellence and the Card/Riley Wildlife Education Center as well as the office of Ferris State University TORCH student newspaper. The building also features "The Visionary," a mural - one of the largest of its type in the world - depicting the history of FSU. The Arts and Sciences Commons structure connects the Science and Starr Buildings.

Automotive Center (1956) - The Automotive Center (formerly Trade and Industrial Center) comprises the instructional and lecture facilities for Automotive Services, Automotive Management and Automotive Engineering Technology.

Birkam Health Center (1959) - This building houses the Birkam Health Center as well as the Personal Counseling Center to provide a wide variety of health care and mental health services. It is also the home to the Ferris Youth Initiative, our Collegiate Recovery and Wellness Center (CREW) and the Anti-Violence Alliance (AVA).

Business Building (1970) - The College of Business houses regular and team-based classrooms and computer labs (Mac, PC, Networking, Security and Imaging, Media and Production) as well as administrative and faculty offices. The facility also includes an auditorium that accommodates more than 200.

Card/Riley Conservation & Wildlife Education Center (2000) - The Card/Riley Conservation and Wildlife Education Center is a 5,000 square foot facility located on the ground floor of the Arts, Sciences and Education Commons building Room 011 on the Ferris State University campus in Big Rapids, Michigan. The primary function of the Card/Riley Conservation and Wildlife Education Center is to serve as an educational resource for Ferris State University students, K-12 school children and members of the greater Michigan community.

Catering- The award-winning Catering Division is in the David L. Eisler Center. Conferences, meetings, receptions and banquets can be hosted with customized menus. For more details call (231) 591-3685.

Center for Athletic Performance/Bulldog Arena (2022) - The Ewigleben Sports Complex was originally constructed in 1974 with the current volleyball arena added on in 1982, which now has been transformed into the Center for Athletic Performance. The new Bulldog Arena addition sits to the east side of the main concourse near both the existing Ewigleben Ice Arena and Wink Arena. Approximately 7,200 square feet of renovation work and the development of nearly 16,000 square feet of new construction comprises the Center for Athletic Performance and Bulldog Arena. The \$15.3 ml upgrade to the Bulldogs' athletic facilities includes a new and expanded strength and conditioning space, a new multipurpose arena and competition space for the volleyball program and practice area for other sports, additional and renovated locker room facilities along with team meeting spaces. Further, the project features a new connector and entrance to athletic facilities and renovations to offices and the sports medicine area.

CENTER For Virtual Learning (CVL) (2023) - The Center for Virtual Learning is the physical hub of the Ferris State learning metaverse, bringing students, educators and technology together virtually and physically as a community pursuing innovation and excellence in their fields of study.

The CVL brings together some of the most in-demand, high-impact academic programs at Ferris State. From content creator to data analyst, game designer to cybersecurity expert, innovative educator to metaverse entrepreneur, these programs are developing students that will revolutionize our new hybrid world.

Creative Arts Center (1965) - This building houses the studios, classrooms and faculty offices needed for the Studio Arts in the College of Arts, Sciences and Education.

David L. Eisler Center (2015) - The DEC provides a wide variety of services and activities to meet the needs of students, faculty, staff and guests of the University. The center offers an updated, any time dining service with a retail component, Starbucks Coffee Shop, Ferris Outfitters/MyBulldog Service Center, Fine Arts Gallery, First Lady's Attic, several multi-purpose meeting rooms, a ballroom, commuter lounge and study lounge with computers and printing capabilities. Also, there are several lounges that provide comfortable areas for studying, relaxing and social engagement. Offices for student organizations include the Student Government of FSU, Entertainment Unlimited (programming board) and Veteran's Association. On the administrative side, the offices include the Dean of Student Life, Office of Student Conduct, Center for Student Involvement, Career and Professional Success, Catering Services, University Center, Veteran's Support, LGBTQ+ and TAC IT Solution Center.

Ewigleben Sports Complex/Ice Arena (1974) - This building is comprised of two indoor ice rinks and a recreational wing with facilities for intercollegiate hockey, recreational hockey and skating, basketball and volleyball, all completed in 1975. An addition completed in 1981 includes fitness and sports medicine facilities and a volleyball arena. The Ice Arena underwent a \$3.3-million-dollar renovation project in the Summer of 2008. New piping and chiller system were installed, along with new concrete floors in both ice surfaces. Additionally, all new boards and tempered glass were added, along with upgrades to all the locker rooms. The new "Bulldog Media/Meeting Room" was added in 2014.

Ferris Library for Information, Technology and Education (FLITE) (2001) - Located in the heart of the main campus, FLITE features a variety of work and study spaces, including an information commons, four instructional studios, seven seminar rooms, 49 individual and group study rooms, a reading room, an extended-hours study area during midterm and final exam periods and the Faculty Center for Teaching and Learning (FCTL) Learn Lab, all with wireless access capability. The building has a total seating capacity of 1,300 with access to 150 computers as well as laptops that can be checked out and used throughout the building. FLITE librarians teach instruction sessions at FLITE and in Ferris classrooms. Additionally, FLITE librarians bring library instruction to Ferris students around the state through face-to-face instruction and online through videoconferencing. FLITE is a U.S. Government Documents Depository, a Patent and Trademark Depository Library for Western Lower Michigan and a depository for the U.S. Bureau of the Census. FLITE is the home to several other University departments including the Faculty Center for Teaching and Learning, Media Production, the Office of Multicultural Student Services, the Jim Crow Museum of Racist Memorabilia, the Office of Research and Sponsored Programs and the Academic Literacies Center comprised of the University Writing Center and the Academic Support Center offering tutoring services.

GENERAL INFORMATION

First Lady's Attic (2009) - Ferris State University is committed to providing opportunities for its students, including the chance to get professional clothing for a class presentation, internship or job interview. This is accomplished through the First Lady's Attic, a facility where Ferris students can receive professional outfits free of charge—and the clothes are theirs to keep. The First Lady's Attic, located on the lower level of the David L. Eisler Center, ensures that all Ferris students are dressed for success. The First Lady's Attic accepts professional clothing donations from alums, staff, and community members. The Diversity, Inclusion, and Strategic Initiatives Office manages the Attic. For more information, please visit <http://www.ferris.edu/flattic/>.

FSU Fine Art Gallery (1999) - The Ferris State University Fine Art Gallery is dedicated to being an educational space for people to explore art, ideas and the human connection, driving change through creative collaborations and art exhibitions. The gallery presents exhibitions, publications and educational programs that explore diversity of concepts, cultures, medium and themes. The gallery provides stewardship to over 50 thousand pieces of art that make up the University permanent collections.

G. Mennen Williams Auditorium (1961) - This facility houses FSU's theater production area and serves as a major multipurpose auditorium for the FSU campus. With seating for 1,644, Williams Auditorium hosts musical, dramatic, cultural and convocation events throughout the year. It also is available for public rental use when scheduling allows.

Granger Center for Construction and HVACR (2003) - The Granger Center for Construction and HVACR is an interactive learning center where all structural steel, process piping, mechanical systems and electrical systems are exposed and, where appropriate, accessible to students. The Center focuses on both theory and application. Its laboratory facilities provide a practical, "hands-on" experience using an extensive array of sophisticated up-to-date equipment devoted to testing and solving problems students are likely to encounter in the field. New equipment is brought into the HVACR labs on an annual basis while the Construction Management Program Computer labs can easily accommodate 3-D, 4-D and 5-D modeling.

Hagerman Pharmacy Building (1972) - Designed to support all on-campus operations of the College of Pharmacy; this building includes 65,000 sq. ft. of well-equipped laboratories devoted to drug discovery research, specialized instructional spaces, state-of-the-art Anderson Family Sterile Compounding Laboratory, 4-room simulation suite and the Rowe Pharmacy Care Clinic. Additionally, an 1800's historical pharmacy exhibit complements the building's instructional and research facilities.

Heavy Equipment Center (HEC) (1987) - This 53,000-square-foot building accommodates students in the 1-, 2- and 4-year Heavy Equipment Technology programs. The HEC building is the largest facility in the country dedicated to educating and training graduates for entry into the heavy equipment industry workforce. Additionally, it is home to the Heavy Equipment Service Engineering Technology B.S. Degree, the only one of its kind in the U.S.

Interdisciplinary Resource Center (IRC) (1969) - This building contains one large lecture hall seating 120, five classrooms with state-of-the-art teaching technology seating 30-50, television studios, the School of Criminal Justice, the Ferris ROTC Program, the Center for Latin@ Studies and the Office of International Education. The IRC is connected to the College of Business building and features an Erbert and Gerbert's Sandwich Shop in the heart of a comfortable area where students can gather, study and relax between classes.

Jim Crow Museum - The Jim Crow Museum is a significant educational resource dedicated to exploring race, race relations, and racism. Situated in the lower level of FLITE, the museum boasts the largest publicly accessible collection of artifacts related to racial segregation and Jim Crow laws in the United States. Admission to the museum is free, and it features six distinct exhibit areas:

1. **Who and What is Jim Crow** - An introduction to the concept and history of Jim Crow.
2. **Jim Crow Violence** - A focus on the violent enforcement of racial segregation.
3. **Jim Crow and Anti-Black Imagery** - Displaying and analyzing the derogatory imagery associated with Jim Crow.
4. **Battling Jim Crow Imagery** - Examining efforts to combat and counteract the negative imagery.
5. **Attacking Jim Crow Segregation** - Highlighting the fight against segregation laws and practices.
6. **Beyond Jim Crow** - Discussing the ongoing effects and legacy of Jim Crow.

Additionally, the museum provides a detailed timeline that chronicles the African American experience in the United States, segmented into various eras: Africa before Slavery, Slavery in America, Reconstruction, Jim Crow, Civil Rights, and Post-Civil Rights. The museum is a vital tool for those seeking to understand and educate others on the complexities of race and racism in American history.

Regular hours are Tuesday through Friday from 12-5 p.m. Guided group tours are currently unavailable; however, groups may visit for self-guided tours. To schedule a group visit, call (231) 591-5873 or at jimcrowmuseum@ferris.edu. Please refer to the calendar of events for availability.

Visitors to the Jim Crow Museum are prohibited from photographing or video recording any portions of the museum. Exceptions to this policy can be made at the sole discretion of museum staff and might include special events, scholars who have arranged in advance of their visits, and credentialed members of the press.

Note: Because many of the museum's artifacts and media pieces contain explicit images of violence, nudity, offensive language, and other mature themes, the museum is recommended for those 12 years of age and older.

Katke Golf Course (1974) - This course offers 21 holes of championship golf. The original 18-hole course is a par 72 measuring 6,967 yards from the Black tees, 6,317 from the Crimson tees, 5,648 from the Silver tees and 4,752 from the Gold tees.

Katke's award-winning practice facility features three regulation holes (#19, #20 and #21), 100,000 square feet of natural grass teeing space, six target greens, a short game area for pitching, chipping and bunker play and multiple putting greens.

The Ken Janke Sr. Golf Learning Center provides a learning environment for students, members and guests, featuring four Trackman Simulators, three heated hitting bays for simulated golf and weekly league play. The center also houses "The Michigan Golf Hall of Fame".

The Katke Clubhouse sits atop the highest point in Mecosta County with excellent views of the county to the west and of the FSU Campus to the east. The clubhouse provides full-service amenities including a fully stocked Golf Pro Shop, men's and women's locker rooms, Founders Grille, which features a variety of food and beverage options and a multi-Purpose Room with seating for up to 50 guests, perfect for business meetings or small parties.

PGA Professional Staff is available daily, providing all the needed services for golf-outing events, tournament needs, golf instruction and clinics and custom club fitting. The golf course is conveniently located adjacent to the Holiday Inn Express Hotel.

GENERAL INFORMATION

McKessy House (1989) - McKessy House, resembling an Old English cottage on Cedar Street, north of Williams Auditorium, was purchased by Ferris State University in 1989 as a result of a generous gift from Gerald McKessy, a 1929 graduate of Ferris's college-preparatory program who went on to graduate from the Detroit College of Law in 1933. Mr. McKessy was a charter member of the President's Club, a Board of Directors of the Alumni Association and a recipient of the Distinguished Alumnus Award in 1971 for the generous donation of his time and talents to Ferris State University. Mr. McKessy donated stock, the proceeds of which were used to buy the house, storage barn and two acres that are now utilized as parking and additional Arts and Sciences classroom space. Mr. McKessy's gift also made it possible to remodel the house, which is currently occupied by the Office of the Vice President and General Counsel. This division is responsible for legal affairs, equal opportunity and labor relations.

Michigan College of Optometry – One of the twenty-six North American institutions to offer the Doctor of Optometry (OD) degree, Michigan College of Optometry occupies a state-of-the-art 87,000 square foot building that was the University's first to earn Leadership in Energy and Environmental Design (LEED) Gold certification. The first floor of the building is home to the University Eye Center, providing full-scope and specialty eye health, vision and interdisciplinary care for patients from the community and around the state. The Dow Interactive Eye Learning Center on the third floor has 40 fully equipped examination lanes for students to learn and practice their skills as a future Doctor of Optometry. The classrooms and seminar rooms on the second floor contain modern, modular learning and study spaces.

Music Center (1962) - The Music Center is in the heart of the campus at the foot of the Carillon Clock Tower, between the FLITE Library and the Top Taggart Field football stadium. The Music Center features two large rehearsal rooms for several musical ensembles offered to students and community members. These musical groups include the Concert Band, Symphony Band, Summer Band, Pep Band, Jazz Band, Chamber Orchestra and Concert Choir. These large rehearsal rooms are equipped with state-of-the-art video and sound technology for instruction of a large variety of general education music courses available to all students, such as Music Appreciation, American Pop Music, Music Fundamentals, Music and Culture and Music in Film. There are also three practice rooms, each equipped with an acoustic piano, that are available to all students for individual and small group practice. A keyboard lab, with 15 full-sized digital pianos, provides state-of-the-art instruction for beginning piano classes. Music faculty offices are also located in the Music Center. The Music Center houses the electronics that provide the music for the Carillon Clock Tower, and a keyboard that can play live music through it.

National Elastomer Center for Plastics and Rubber Technology (1987) - The Ferris Plastics and Rubber program is one of the largest and most respected undergraduate programs of its kind in the United States. The Plastics B.S. program was started in 1982 and continues to fill a great need in the growing plastics industry for technically trained personnel. Ferris graduates gain immediate status as recognized technical leaders. This innovative program provides students with a background that includes topics such as processing, material testing and properties and mold and product design. Classes emphasize hands-on learning, using the same type of equipment that is currently used in the industry. The plastics building was expanded in 1998 and renamed the "National Elastomer Center" to include educational space for the new rubber degrees. The rubber program is a unique educational experience with graduates being sought after by the rubber industry. Coursework follows the original plastics degree in processing, testing and design, but also includes rubber compounding. The plastics and rubber industry have shown support for the Ferris programs by sponsoring the construction of the Plastics Building in 1987 and the expansion in 1998 with funding for equipment and supplies, providing job experience by employing our students for summer internships and hiring our graduates.

Printing Services/Copy Center (2006) - Ferris Printing Services offers a wide array of printing and display graphics solutions including graphic design services to our campus and the surrounding community. We have full time and part time staff, and we also employ students to augment their education working in a real printing business to complete the projects our customers bring us to meet their marketing and communication needs. We serve customers with quick walk-in copies as well as full-service production print capabilities. Overview our services by visiting our website:

<https://www.ferris.edu/administration/adminandfinance/AuxiliaryEnterprises/services/printing-services/index.htm>

Public Art Collective (2024) - The Public Art Collective is a partnership between the City of Big Rapids and Ferris State University. At the center of The Public Art Collective are thirty-five works of public art located in historic downtown Big Rapids and on Ferris State University's campus. The artwork includes large-scale sculptures and murals commissioned and juried by campus and community groups.

List of works - Breathe by Tristan Sisbach, Petroglyphs by Joey Salamon, Black Bear by Ivan Iler, The River that Runs Within by Robert Barnum, Vertical Waves by Lee Brown, General Ben Hebard Fuller by Gwendolyn Mallett, Contemplation by Robert Barnum, Celebration Pavilion by Marlies Manning and David Murray, Big Rapids Mural by Daniel Cascardo, Kohaku by Julie McDonough and Scott Brazeau, Logging Days by John Kuna, The Guardians by Emma Daisy, Anna Howard Shaw by Lloyd Radell, Reading Tree by Sheila Geglio, Practical Academe by Daniel Roache, Dimensional Learning by Barron Naegel, The Visionary by Robert Barnum, Totem Stack by Alfred Young, Statue of Woodbridge N. Ferris by Avarad Fairbanks, Ferris Arch by Kenneth Thompson, Ripples by Fritz Olsen, Bench with Three Deep Seats by Lois Teicher, World Sculpture by David Murray, Mark Curtis, and FSU welding students, Muse by Irina A. Koukhanova, Journey to the Body Collective by Mark Chatterley, Brophy Bust by James F. Hopfensperger, Of Thought and Reason by Robert Barnum, Journey by Robert Barnum, Celebration by Ray Katz, Bulldog by David Murray, Harold Hankes, and FSU welding students, Obelisk, Escape by Ronald Farrington Sharp, and to Strive, To Seek, To Find by Robert Barnum.

Quad Café (2015) - The Quad Café includes eight different All-You-Care-To-Eat stations where cooks prepare fresh food. The Quad Café offers a variety of seating arrangements that include small individual areas as well as family-style seating, most with an outstanding view of the Robinson Quad. The Meal X-Change allows meal plan participants the opportunity to use one of their unlimited meal swipes for a quick meal to go during the weekday lunch service.

Racquet Facility (acquired in 1980) - The facility offers four indoor hard tennis courts, five outdoor hard courts, two indoor racquetball courts/wallyball courts, cardiovascular and strength training equipment, free weights, functional training space, tennis lessons, tennis/pickleball clinics and league programs, rental equipment and racquet stringing service. It also includes a dry sauna in each locker room. This facility serves intercollegiate athletes, the club tennis team, faculty/staff, students and the public.

Rock Café (2023)—The newly renovated Rock Café offers nine different stations including a dedicated safe space for patrons with food allergies. The Rock Café offers a variety of seating arrangements including a reservable private dining room. With its location conveniently close to the many residential facilities, the Rock Café is a great place to enjoy a break from the hustle and bustle of academic life.

Science Building (1956) (Remodeled and expanded in 1967 and completely renovated in 1997) - This building provides teaching auditoria, classrooms and science laboratories for the College of Arts, Sciences and Education, as well as the Rawlinson Observatory, John and Rhea Smith Greenhouse and Reitz Reading Room.

GENERAL INFORMATION

Starr Building (1961) (Renovated in 1995, with frequent upgrades) - Students now enjoy state-of-the-art instructional equipment, multimedia labs, study rooms and lounges. It is FSU's largest general classroom building and, in addition to the classrooms, houses the Museum of Sexist Objects, Bulldog Radio and the Office of Transfer and Secondary School Partnerships.

Student Convocation Center/Wink Arena (1999) - This 42,000-square-foot facility, located adjacent to the Ewingleben Ice Arena, seats 2,400 and includes prime sections of chair-back seating. The building complex features an expanded lobby that adjoins the Ice Arena with a pro shop, concession stands and a display for the Bulldog Hall of Fame. This center serves as the home for the FSU men and women's basketball programs and is used for commencement ceremonies, major concerts and special events.

Student Recreation Center (1998) (Renovated in 2018) - The former HPE/Wink Arena building was remodeled and reopened August 30, 1998. The facility gives students, faculty, staff and community members a modern gymnasium, weight room, aerobic rooms, exercise machines, elevated track, 40-foot climbing wall and an indoor swimming pool.

Swan Technical Center (1966) (Completed renovation in 2018) - This building contains many classrooms and laboratories designed specifically for engineering and engineering-technology instruction. The building contains a large lecture hall in addition to the classrooms and laboratory spaces for the Architecture, EET/CNS, Manufacturing, Mechanical, Product Design and Welding programs.

Timme Center for Student Services (CSS) (1967) (Renovated 2002) - As the official "welcome center" for the University, the Timme Center for Student Services (CSS) serves as a one-stop service center in which students can register for classes, obtain financial aid and housing information, request transcripts and pay bills. Campus tours and visits for future students start and end here in the Timme Center. Highlights of Timme CSS include a glass atrium that extends the full height of the eastern side of the building and a second atrium facing State Street, providing natural sunlight and openness for the building. Formerly the campus library, the Timme CSS is a place of diversity, art, history and service. The first floor houses the Financial Aid and Student Financial Services offices; the offices of Admissions, Registrars, Enrollment Services, Academic Senate and Institutional Research are on the second floor. The third floor features a display of Ferris historical memorabilia, as well as houses the offices of the President, Provost & Vice President for Academic Affairs, Vice President for Student Affairs, Vice President for Diversity, Inclusion and Strategic Initiatives, Vice President for Governmental and External Affairs, Vice President for Administration and Finance, and the Testing Center. The combination of offices and services provides a wonderful welcome to all constituents in the middle of campus.

The Early Learning Center (1987 - Renovated 2023) - The Early Learning Center is housed in a brand new, state of the art, standalone building located on the west side of campus near the family townhouses. The center is a nationally accredited educational learning center providing programs for children of FSU students, faculty and staff. The Early Learning Center also serves as a laboratory setting which facilitates hands-on experiences for Ferris students preparing for future careers in education.

Victor F. Spathelf Center for Allied Health (1979) - This four-level structure contains the Dental Hygiene Clinic, specialized classrooms, laboratories and offices for the students, faculty and administration of the College of Health Professions.

FERRIS STATE UNIVERSITY CALENDAR**Fall Semester, 2024**

Aug. 22-23	Late Registration
Aug. 26	First Day of Classes
Aug. 26-29	Drop/Add by 5:00 PM Thursday
Sept. 2	Labor Day - no classes
Oct. 15	Mid-Term Grades due
Oct. 14-15	Fall Break
Oct. 16	Fall Break ends – classes resume
Oct. 31	Last day for approved unqualified “W” grade
Nov. 27-Dec. 1	Thanksgiving Recess begins - class dismisses at noon
Dec. 2	Classes resume
Dec. 6	Last Day of Classes
Dec. 9 - 13	Examination Week
Dec. 13	Fall Commencement
Dec. 16	Final Grades Due by 1:00 PM

Spring Semester, 2025

Jan. 9 - 10	Late Registration
Jan. 13	First Day of Classes
Jan. 13-16	Drop/Add by 5:00 PM Thursday
Jan. 20	Martin Luther King Day - no classes
Mar. 10	Mid-Term Grades Due
Mar. 8 - 16	Spring Recess – no classes
Mar. 17	Spring Recess ends – classes resume
Mar. 27	Last day for approved unqualified “W” grade
Apr. 17 - 20	Mid-Semester Recess - no classes
Apr. 21	Classes resume
May 2	Last Day of Classes
May 5 - 9	Examination Week
May 9 - 10	Spring Commencement
May 12	Final Grades Due by 1:00 PM

Summer Semester, 2025

May 19	Late Registration
May 20	First Day of Classes
May 20–23	Drop/Add by 5:00 PM Friday
May 26	Memorial Day - no classes
July 4	Independence Day - no classes
July 10	Last day for approved unqualified “W” grade
Aug. 13	Last Day of Classes
Aug. 18	Final Grades Due by 1:00 PM

GENERAL INFORMATION

TELEPHONE NUMBERS (frequently used)

The telephone number for the Ferris State University Call Center is (231) 591-2000; the telephone operator can assist you. Most colleges, departments and offices also have their own numbers. The toll-free number is (800) 433-7747. Some frequently called numbers are listed below:

Academic Deans' Offices

College of Arts, Sciences and Education	591-3660
College of Business	591-2420
College of Engineering Technology	591-2890
College of Health Professions	591-2270
College of Pharmacy	591-2252
Kendall College of Art and Design.....	(800) 676-2787
Michigan College of Optometry at FSU.....	591-3700

Academic Services

Extended and International Operations

Ferris Statewide & Online (off-campus and online offerings)	591-2340
Office of International Education	591-2450
University College Deans Office	591-2480

Student Services

Admissions and Records	591-2000
Birkam Health Center	591-2614
Career and Professional Success.....	591-2685
Center for Student Involvement	591-2606
Financial Aid/Scholarships	591-2110
Institutional Research & Testing	591-3628
Orientation	591-3971
Residential Life (Housing)	591-3745
Student Employment.....	591-2150
Student Financial Services	591-3972

General

Alumni Relations.....	591-3828
Athletic Department	591-2860
FLITE Library	591-3500
Public Safety	591-5000
University Advancement & Marketing.....	591-3815
David L. Eisler Center	591-5918

Kendall College of Art and Design (800) 676-2787

Admissions	(616) 259-1118
College Counselor	(616) 259-1136
Enrollment Management	(616) 259-1118
Financial Aid	(616) 259-1112
Library	(616) 259-1121
Registrar	(616) 259-1104

EDUCATIONAL GRANTS AND SCHOLARSHIPS

2024-2025 FIRST-TIME FRESHMAN SCHOLARSHIPS			
<u>Scholarship</u>	<u># Awarded</u>	<u>Total Amount</u>	<u>Average Award</u>
Founder's	36	\$360,000	\$10,000
President's	144	\$936,000	\$6,500
Provost's	542	\$2,981,000	\$5,500
Dean's	266	\$1,197,000	\$4,500
Ferris Crimson	227	\$681,000	\$3,000
Ferris Forward	507	\$507,000	\$1,000

2024-2025 STATEWIDE & ONLINE SCHOLARSHIPS			
<u>Scholarship</u>	<u># Awarded</u>	<u>Total Amount</u>	<u>Average Award</u>
Founder's	1	\$10,000	\$10,000
President's	0	\$0	\$6,500
Provost's	8	\$44,000	\$5,500
Dean's	2	\$9,000	\$4,500
Ferris Crimson	1	\$3,000	\$3,000
Ferris Forward	6	\$6,000	\$1,000

FEDERAL

Teacher Education Assistance for College and Higher Education Grant (TEACH)
The Federal Pell Grant
The Supplemental Educational Opportunity Grant
Michigan Fostering Futures Scholarship
GEAR UP Scholarship

STATE

KCP Future Faculty Fellowship
Michigan Competitive Scholarship
Michigan Nursing Grant
Tuition Incentive Program (TIP)

INSTITUTIONAL

Ability Based Scholarship
Academic Opportunity Scholarship
Athletic Grants (Individual Sports)
COB Study Away Scholarship
COB Leadership Scholarship
College of Business Scholarship
College of Ed Alumni Scholarship
Community Based Scholarship
CREW Scholarship
COT Student Kickoff Award
Dean's Scholarship
Doctor of Pharmacy Scholarship
EIO Statewide Blitz
Entertainment Unlimited Scholarship
Ferris Grant
Ferris Merit Grant
Ferris NEXT Scholarship

INSTITUTIONAL Continued

Ferris Relief Scholarship
Ferris Support Grant
Ferris Youth Initiative Scholarship
Founder's Scholarship
FSU Native American Tuition Waiver
General Scholarship
Get REAL Scholarship
Honors Residential Life Scholarship
International Transfer Scholarship
Kelso-Battle Scholarship
Kendall Assistance Grant
Kendall Award of Excellence
Kendall Merit Scholarship
Kendall Next Scholarship
Military Veteran's Scholarship
MyPlace Study Abroad Scholarship
National Guard Grant
New Student Reception Scholarship
Off-Campus Adult Learner Scholarship
Off-Campus Transfer Achieve Scholarship
Phi Theta Kappa Scholarship
President's Invitational Scholarship
President's Scholarship
PTM Scholarship
S3OAR Scholarship
School of Nursing Scholarship
Skills USA Scholarship
Spaghetti Bridge Competition
Student Senator Scholarship
Study Abroad Scholarship
Transfer Presidents Scholarship
Transfer Gold Scholarship
Transfer Crimson Scholarship
Wade McCree Scholarship

GENERAL INFORMATION

EDUCATIONAL GRANTS AND SCHOLARSHIPS

GRANTS AND SCHOLARSHIPS

1968 Football Scholarship
1999 GLIAC Football Champions
AAPA Community Engagement
AAPA Scholarship
Abigail Smith Timme Endowed Scholarship
Academic Opportunity Renewal
Advantage Technical Services
AFSCME Local 1609
AITP CIS Scholarship
Alfred A Cramer Memorial Award
Alice & George Wales Hockey
Allesee M/J Design Scholarship
Alphonso & Mary Aguirre
Alta Equipment Co Annual Scholarship
Alumni Association Legacy Scholarship
Amer Assoc Of Htg,Ref,and A/C

B&V Mechanical Endowed Scholarship
Baarman Family Endowed Scholarship
Bachelor of Integrative Study
Bacon, Charles & Mary Annual
Barbara Chapman Int. Study Scholarship
Barbara Reuther Memorial
Barnes & Noble Scholarship
Barton Malow Foundation
BBNA Food for Change Annual Scholarship
Beiermeister Family Endowed Scholarship
Bentley Family Endowed Scholarship
Berkowicz & Easley Scholarship
Bernie Powers Memorial Scholarship
Beverly Russell Award
Big Rapids Garden Club Scholarship
Bill & Theresa Streeter Family
Bill And Lynn Scheible Scholarship
Bingman Scholarship
Biology Faculty & Staff Scholarship
Blanche Arnold Scholarship
Boochard Family FSU Scholarship

C Alan Tressler Mem Scholarship
Call Family Scholarship
CAM - Don Purdie Scholarship
Canadian Lakes Endowed Scholarship
Canadian Lakes Garden Club Scholarship
Candice Dunn Memorial Endowed Scholarship
Canteen Services Inc Scholarship
Carl Mys Endowed Scholarship
Carney, Jeff & Jodi Endowed Scholarship
CAS Dean's Endowed
CAS Dean's Legacy Scholarship
CCNA Certification Scholarship
Charles & Dorothy Peterson

Wenrich Tuition Scholarship

Amer Found Vision Awareness
American Photo Marketing Scholarship
American Soc Of Prof Estimator
American Subcontract Assoc
Amerikam Scholarship
Andrea Warfield Memorial Endowed Scholarship
Andrew Jeffrey CJ Scholarship
Anne Szabunia Memorial Scholarship
Antigua Annual Scholarship
Arlo Steel Endowed Scholarship
Armock Mech Contr Endowed Scholarship
Arnold & Carolyn Johnson Scholarship
Arnold & Isabel Kempton Endowed Scholarship
Atwell, LLC Surveying Annual
Autoliv Ann Scholarship
AVB Endowed Scholarship

Bourdais Endowed Scholarship
Bouwens, J&S Endowed Scholarship
Boyce Family Hockey Endowed Scholarship
Brackett, J Pharmacy Endowed Scholarship
Brayton Memorial Scholarship
Bremer, Duane E. Scholarship
Brian Chapman Memorial PGM Scholarship
Brian Tomczyk Memorial Scholarship
Bruce N. & Jean A. Parsons Endowed Scholarship
Brudy Memorial Pharmacy Scholarship
Buckingham Endowed Scholarship
Builders Exchange of GR & W MI
Building Bulldogs Endowed Scholarship
Bulldog Breakaway Endowed Scholarship
Bulldog Veteran Relief Fund Scholarship
Bumler Mechanical Endowed Scholarship
Bush Insurance Annual Scholarship
Buss Endowed Scholarship
Bychinsky Endowed Scholarship
Byers, John & Polly Endowed Scholarship

Clare & Patsy Johnson Endowed
Clare Mugford R.N.
Clark, Liam Memorial Endowed Scholarship
Class of 1967 Endowed PHR Scholarship
Class of 69 Pharmacy Endowed Scholarship
Claucherty Scholarship
Clifford and Charlotte Whitfie
CMYK Endowed Scholarship
COB Dean's Annual
COB Study Away Scholarship
Coles Family Scholarship
Collins/Collins Ekman Scholarship
Const Tech & Mgmt Stu Comp

EDUCATIONAL GRANTS AND SCHOLARSHIPS

Charles & Kimberly Christmas
 Charles G. Jehnzen Basketball
 Charles Jehnzen Scholarship
 Charmaine Smith Scholarship
 Chas. Hampton Memorial Endowed Scholarship
 Chase Plastic Services Scholarship
 Chemical Bank Endowed Scholarship
 CHP Empowerment Award
 Christopher D. Allmand Annual
 Christopher Whalen Endowed Scholarship
 Cindy & Karl Linebaugh Scholarship
 CIS Department Scholarship

D Hedgcock Endowed Scholarship
 D&P Pilgrim Endowed Scholarship
 D. Edwards Intercollegiate Scholarship
 D.G. Garrett Endowed
 Dacho & Ruth Dachoff Endowed
 Dale & Tia Wilhelm Vlyball Endowed
 Damari Family Endowed Scholarship
 Daniel Topp Endowed Scholarship
 Daniel Tyler Scholarship
 Darlene Tiede Memorial Endowed Scholarship
 Daudi Book Scholarship
 Davenport "Bulldog of the Year"
 Davich Optical Chain Annual
 David & Carol Drake
 David D Whalen Scholarship
 David Greer Survey/Eng Scholarship
 David Hamilton Endowed Scholarship
 David Pao Endowed Scholarship
 David Prior Scholarship
 David W. Figg Endowed Scholarship
 David Williamson Weld Endowed Scholarship
 Dazzo, F & O Endowed Scholarship
 DCCL Endowed Scholarship
 Deans Award for Excellence
 Dee Cramer Inc Endowed Scholarship
 Dee Kap Scholarship
 Dehaan Endowed Scholarship
 Deiter Weiss Scholarship
 Delta Dental Foundation
 Delta Tau/Lambda Chi
 Dempsey, Harry Jazz Band Scholarship
 Detroit Colour Council Design
 Dettloff, Rick & Lori
 Dettman Family Endowed
 Dewpoint Endowed Scholarship
 Diane Malburg Endowed Scholarship
 Dick Dolack Excellence Scholarship
 Dirk Hoffius Scholarship
 Doc Heeter Blueline Club Scholarship

Construction Management Scholarship
 COP Morris Scholarship
 Coppess FB Endowed Scholarship
 Cory Myrie Memorial Scholarship
 Coulter Family Endowed Scholarship
 Craig & Tamara Amey Survey
 Cramer, WD Endowed Scholarship Science Ed
 CREW Scholarship
 Criminal Justice Annual
 Criminal Justice Class of 1983
 Cummings Scholarship

Dominic Ciaramitaro ISI Scholarship
 Dommert, Douglas
 Don Lowell Scholarship
 Donald and E. Lyle Magee Scholarship
 Donald Shreve Scholarship
 Dougan, Robert Memorial Scholarship
 Douglas Froelich Scholarship
 Douglas Hagemann Scholarship
 Dr Ian Mathison Endowed Scholarship
 Dr. A. Duane Addleman Endowed
 Dr. Adel Makki Stu Opp Annual
 Dr. Bradley & Mrs. Catherine T
 Dr. Donald Newport Endowed Scholarship
 Dr. Frank A. Muehlenbeck Memorial
 Dr. Gabriel Memorial Endowed Scholarship
 Dr. Henry R Racki Opt Scholarship
 Dr. Henry Reitz Endowed Scholarship
 Dr. Ian W. Mathison Fellowship
 Dr. Jack Bennett Memorial Scholarship
 Dr. Lowell LeClair Endowed Scholarship
 Dr. Matthew C. Chaney Student
 Dr. Merrill R Murray Memorial Scholarship
 Dr. R. and R. Santer Endowed Scholarship
 Dr. Robert Carter Endowed Scholarship
 Dr. Teresa K. Cook Accounting
 Dr. Tim Brotherton Memorial Annl Scholarship
 Dr. W. Marlene O'Hara Annual
 Dr. Walter C. Betts Memorial Scholarship
 Dr. William A. Sederburg Scholarship
 Dr. William Maher Annual
 Dr. William Sakalauskas Scholarship
 Drake 3 Endowed Scholarship
 Drake Family 2 Endowed Scholarship
 Drake Family Scholarship
 Dresner Foundation Annual
 Drs. Deno & Nicholas Sellas Ph
 Durst Family Endowed Scholarship
 Dykstra Scholarship

GENERAL INFORMATION

EDUCATIONAL GRANTS AND SCHOLARSHIPS

E & S LaCross Endowed Scholarship
E-Commerce Marketing Scholarship
Ed and Louise Haik Endowed Scholarship
Ed Harris Memorial Honors Prog Scholarship
Educ Counseling & Disab Ann Scholarship
Edward Griffin Scholarship
Eekhoff Memorial Endowed Scholarship
Eileen McQuade Annual Scholarship
Elizabeth Keeney Scholarship
Ellen Haneline Health Prof.

Faculty Sponsored Student Dev
Fairman Scholarship
Falcone Memorial Scholarship
Fenn, John & Lynda Surveying
Ferris & Jean Leach Bio, Math,
Ferris and Jean Leach
Ferris Foundation Need-Based
Ferris Foundation Opportunity
FFA/Russel Moffett Scholarship
First Generation Student Annua
First Robotics Qualifying Scholarship
Football Scholarship Annual
Fortune/Morlock Memorial Scholarship
Foulkrod Foundation Endowed
Frances Friar Nursing Scholarship
Frank & Mildred Justin Endowed Scholarship
Frank Karas Endowed Scholarship
Frank Marra Memorial Endowed Scholarship
Frank Meech Endowed Scholarship
Frankenmuth Ins Endowed Scholarship
Fraser, T. Memorial Endowed Scholarship
Fred Taylor Memorial Scholarship

G Storm Memorial Technical Teacher Ed Scholarship
G&M Myran Endowed Scholarship
G&P VanDyke Hockey Endowed Scholarship
G. Franklin Ochs Endowed Scholarship
Gary L Cousino Hockey Scholarship
Gary Perelli Football Scholarship
GCOM and GMAN Annual Scholarship
Geff Reinke Endowed Scholarship
Geodetic Designs, Inc
George & Kathryn Menoutes Scholarship
George & Lia Kossaras Scholarship
George Bowlby Scholarship
George Holcomb Memorial Scholarship
Gerace Construction Scholarship
German Language/Culture Scholarship

Emeriti Association Endowed Scholarship
Ensign Family Endowed Scholarship
Eric Bennett Memorial Endowed Scholarship
Eric Young Welding Scholarship
Erin Groeb Memorial Endowed Scholarship
E-Sports Endowed Scholarship
Ewigleben Family Trust Endowed Scholarship
Ewigleben Scholarship
Excellence in Optometry Scholarship

Frederick Broemer Award
Frederick W Kellogg Scholarship
Frederickson, Phillip & Sylvia
Freudenberg Nok Scholarship
Friar Family Endowed Optometry
Friar Family Endowed Scholarship
Friar Family Endowed Pharmacy Scholarship
Friar Pre-Prof Endowed Scholarship
Friar, R Honorary Bio Scholarship
Friends of Michigan State Fair
FSU Alumni & Friends Endowed Scholarship
FSU Alumni Softball Scholarship
FSU Black Alumni Association A
FSU Blueline Club Hockey Endowed Scholarship
FSU Dining Service Scholarship
FSU/GRCC Assist. Scholarship
FSU-GR Digital Animation/Game Scholarship
FSU-GR Digital Media Software
FSU PR Champions Scholarship
Fund Evaluation Group Endowed Scholarship
FY Eisler Endowed Scholarship

Gilbert Cobb Endowed Scholarship
Gingrich, Elron "Ott" Scholarship
Goosen, R.F. Endowed Scholarship
Gordon Kamstra Mem Scholarship
GR Chapter Construction
GR Endowed Scholarship
GR Furniture Designers Endowed Scholarship
GR Mental Health Practitioner
Grace Fleming Nursing Endowed Scholarship
Grand Rapids New Car Dealers
Grandchildren of Robert Friar
Gregory Dreuth Memorial Scholarship
Gustafson Family Endowed Scholarship
Guzal Const Mgt Endowed Scholarship

EDUCATIONAL GRANTS AND SCHOLARSHIPS

H Glass Pharmacy Assist Fund
 H S Die & Engineering Inc Scholarship
 H.J. Lewis Musicians Endowed Scholarship
 Hagerman Family Endowed
 Hagerman Family Pharmacy Scholarship
 Hamm Family Endowed Scholarship
 Hammer's 4-C's Award
 Hancock Family Hockey
 Hancock(Cramer),B&E Endowed Scholarship
 Hancock, B&E Endowed Scholarship
 Hancock, Lambda Endowed Scholarship
 Hanna-Morse Endowed Scholarship
 Hare Family Endowed Scholarship
 Harley Halsted Scholarship
 Harper Wildern Pharmacy Scholarship
 Harris, Ed S. Oppty Endowed Scholarship
 Harry Larson Memorial Scholarship
 Harry Melling Memorial Scholarship
 Harry Swartz Pharmacy Admin Award
 Haveman, J & B Endowed Scholarship
 Haworth KCAD Scholarship
 Hedrick Associates Endowed Scholarship

Industrial Design Scholarship
 Information Security and Intel
 Insurance Alumni Endowed Scholarship
 International Student Emg Scholarship

J & C Duddles Endowed
 J B McCormick Scholarship
 J Swears Courage Scholarship
 J&J Giroux Endowed Scholarship
 J&K Shane Arch Endowed Scholarship
 J&K Shane Endowed Scholarship
 J&S Compton Endowed Scholarship
 J.E. Christie Scholarship
 J.R. Newton Scholarship
 Jack and Betty (Erler) Bates F
 Jack Lebarre Scholarship
 Jack Newcombe Scholarship
 Jack Pierson Legal Aspects Sur
 James & Christine Jacobs
 James & Georgia Nicholas Endowed
 James & Katy Moore HP Annual
 James B Turner Endowed Scholarship
 James Bolthouse Memorial Scholarship
 James D & Katy Moore Surveying
 Jan Vonk Endowed Scholarship
 Japanese Parents Book Scholarship
 Jawad, Nazih Rx Endowed Scholarship
 Jean Elder Endowed
 Jeffries, S. Pharmacy Endowed Scholarship
 Jenny Jacobs Softball Scholarship
 Jerry & Mary Ford Scholarship

Helen Ferris Vartan Scholarship
 Helen Popovich Scholarship
 Helsing Men's CC/Track Scholarship
 Henry Tschappat Memorial Endowed
 Henry/Jones Endowed Scholarship
 Hinkley & Casselman Endowed Scholarship
 History BA Annual Scholarship
 Hoexum Scholarship
 Hogan Dr Nancy Endowed Scholarship
 Holland-Whelan Endowed Scholarship
 Holton, E & D Endowed Scholarship
 Home Builders Assoc of GR Endo
 Hon. John P. O'Brien Memorial
 Horn, Gary & Jean Annual
 Hospitality Mgmt Alumni Endowed
 Hospitality Mgmt Scholarship
 Howard J. Hulsman Scholarship
 Howard Stross Veterans Scholarship
 Howard, Irene, & Michael Price
 Hubert & Marion Motry
 Hurst Mechanical Endowed Scholarship
 HVACR-Htg,Vent,A/C,Ref Endowed Scholarship

International Student Scholarship
 Intational Student Ambass Endowed Scholarship
 Invest in Knowledge

Jerry and Glad Scoby Endowed Scholarship
 Jessica Nagle-Wilson Scholarship
 Jim Farrell Mem Endowed Scholarship
 Jimmie & Marlene Rodgers Scholarship
 Joan E. Totten Scholarship
 Joan Nelson Scholarship
 Joanne E. Kozarek Memorial End
 Joel Lloyd Memorial Endowed Scholarship
 Johansen, Paul R Endw Scholarship
 John and Mary Garvelink Endowed
 John Baylis Football
 John Celestino Endowed Scholarship
 John Ladd Math Scholarship
 John M. Sebold Memorial Scholarship
 John McNamara Memorial Endowed Scholarship
 John Newell Scholarship
 John P Nelson Endowed Scholarship
 John R Smith Memorial Endowed Lead Scholarship
 Johnson, N&I Endowed Scholarship
 Jolaine Reirson Draugalis Scholarship
 Jordain Scholarship
 Jordan Scholarship
 Joseph S. Mikols Endowed Scholarship
 Joseph Sasaki Endowed Scholarship
 Juran, Joseph M. Endowed
 Justin Hermes Ann Scholarship

GENERAL INFORMATION

EDUCATIONAL GRANTS AND SCHOLARSHIPS

K & R Miller Family Endowed Scholarship
K&C Roth Endowed Scholarship
Kadlec Endowed Scholarship
Kalinowski Family Leadership Endowed Scholarship
Kamptner, E Opportunity Endowed Scholarship
Kane, MW Memorial Endowed Scholarship
Karen Boochard Social Work
Karl E Huffman Family Endowed Scholarship
Kathleen & Edward Lunt
Kathleen and Edward Lunt E CHP
Kauzlarich/Campana Family Ann
KCAD General Scholarship
KCAD MArch Formation Scholarship
Kelso Battle Scholarship
Kem-Tec Survey EES Bench Endowed Scholarship

L. Wolgast Endowed Scholarship
Labroff Scholarship
Lacks Enterprises Inc
Languages and Lit Annual Scholarship
Larabel Family Endowed Scholarship
Lavern Curtis Scholarship
Leadership Mecosta Endowed Scholarship
Leon & Jerena Keys Family
Leonard Johnson Disc Sports
Leonardos Family Endowed Scholarship
Lerner & Harrison Endowed Scholarship
Leslie Osborn Family

M & J Bigford PGM Scholarship
M & M Surveying Engineering
M & S Goldsmith Endowed
M & S Nawrocki Endowed
M Sobh Endowed Scholarship
Machining Competition Annual Scholarship
Maclver Family Endowed Scholarship
Mahida Surveying Scholarship
Malik Kingsby Endowed Scholarship
Manhard Surveying Ann Scholarship
Manuf & Quality Engineer Scholarship
Marco Family Foundation Scholarship
Mardell L. Grant Endowed Scholarship
Marriott Golf Scholarship
Martin J Wozniak Endowed Scholarship
Martin Luther King Jr/Alpha Ph
Mary Ann Hashimi Memorial Scholarship
Mary C Feindt Surveying Scholarship
Mary Lou Washatka
Mary Mccorriston Child Dev Scholarship
Mary T Creswell Scholarship
Mathison Legacy Endowed Scholarship
Mathmatics Faculty & Staff Scholarship
Matt Lichtle Scholarship
Maude Bigford Honors Scholarship

Ken & Christine Bailey
Ken Schmitigal Annual Scholarship
Kendall Joe Withers Scholarship
Kendall M Alten Memorial Scholarship
Kendall Rizzi Memorial Scholarship
Kendall What Scholarship
Kenneth Spoerk Memorial Scholarship
Khagendra Thapa Surveying Scholarship
K-Mart Pharmacy Scholarship
Knoth Family Endowed Scholarship
Korean Students Scholarship
Kozal and Baker Scholarship
Krayter Des Endowed Scholarship
Krieser, Minnie Hart Endowed Scholarship
Kurt Hellthaler Memorial Scholarship

Lewis And Lewis Scholarship
Library Student Employee Scholarship
Lincoln Family Endowed Scholarship
Linebaugh Annual Scholarship
Lloyd C Zill Scholarship
Lon C. Green Annual Scholarship
Louis & Angeline Burg Scholarship
Louis V. Kleinstiver Scholarship
Love Swim Scholarship
Lyman, R & M Endowed Scholarship
Lynn & Gary Trimarco

McLoughlin Family Endowed Scholarship
McNish, Dolores Endowed Scholarship
MCO Alumni Endowed Scholarship
MCO Family Endowed Scholarship
Mechanical Svc. Cont. Am. Scholarship
Mecosta County Development Cor
Meeuwenberg, L&P Endowed Scholarship
Megan Hurst Endowed Scholarship
Meijer Pre-Senior Scholarship
Melissa Divietri Annual Scholarship
MGMT Dept. Annual Scholarship
MI Assoc Prof Ins Agent Ann
MI Chaptr Air/Cond Contractors
MI Fdn Vision Aware Endowed Scholarship
Mich Mechanical Contractor Scholarship
Mich Printing Week Assoc Scholarship
Michelle A. Bellavance Endowed Scholarship
Michigan Garden Clubs, INC Scholarship
Michigan PGA Endowed Scholarship
Mickey Shapiro Opportunity Endowed Scholarship
Mike Shira Health Syst Mgt Scholarship
Millard & Ida Quinlan Scholarship
Minnie Mould Marsh Scholarship
MMTC-West Manuf. Council Ann
Momentum Charter Endowed Scholarship

EDUCATIONAL GRANTS AND SCHOLARSHIPS

Maude Korstange Scholarship
McCandless, Ryan Memorial Endowed
MCERF Scholarship

NA Heat-Air Cond Scholarship
Nawrocki Pharmacy Endowed Scholarship
Newell Family Football Annual
Newell Johnson Memorial Endowed Scholarship
Newhouse Jones Hockey Endowed Scholarship
Ngoh, Lucy & Fabian Endowed Scholarship
Ngoh,L & F Int Health Care Scholarship
Nickels, Edward & Barbara

O B Davenport Scholarship
Oakes-Hall Fine Arts Endowed Scholarship
O'Brien-Quy Scholarship
Oldfield Family Education
Oliver H. Evans Endowed Scholarship
Opportunity Ferris Cares-COB
Opportunity Ferris Cares - CHP
Opportunity Ferris Cares CET
Opportunity Ferris Cares MCO

P&R Seaman Endowed Scholarship
P. Kearns Education Annual
Papo & Stewart Printing Mgmt
Patricia Berry Int Eng Scholarship
Patrick J. O'Hare Endowed Scholarship
Patti Smeelink Annual
Paul and Cathy Boyer Scholarship
Paul and Leane Blake Scholarship
Paul E Borton Memorial Scholarship
Pearcy, Wes & Shelly Endowed Scholarship
Pepsi Perseverance Endowed Scholarship
Perio Study Club Hygiene Annual
Perkins Goldberg Family Endowed Scholarship
Peterson, Norman ICT Annual
PGM Alumni Scholarship

Quality Air Annual Scholarship

R & L Friar Social Sci Annual
R&M Beadle Endowed Scholarship
R.E. Hurst Endowed Scholarship
R.J. Campbell Endowed Scholarship
R.L. Shaw HVACR Endowed Scholarship
Randy & Nancy Phelps Endowed Scholarship
Raymond Kenyon Scholarship
Reed City FSU Dist Alumni Scholarship
Reginald & Vivian Sharkey Scholarship
Rettell Family Annual Scholarship

Moore, Jerry & Joyce PGM
Mukundan, Sarangapani Annual
Mulder Furniture Design Scholarship

Nicolas Sanchez Annual Scholarship
Norm & Helen Bennett Scholarship
Norman O. Levardsen Memorial E
Norris and Irene Johnson Scholarship
North Mich Road Commission Scholarship
Northern Chapter MSPS
Nursing Development-Endowed Scholarship

Opportunity Ferris Cares Pharmacy
Opportunity Ferris Cares Scholarship
Opportunity Ferris Cares-CAS
OptiMed Specialty Endowed Scholarship
Orville Hoffman Scholarship
Ostrander Memorial Endowed Scholarship
Otto Kamptner Memorial Endowed Scholarship
Outer Drive Hospital Aux Scholarship

PGM S.A. Senior Awards
Pharmacy Alumni Scholarship
Pharmacy Forward Scholarship
Phillips Family Endowed Scholarship
Physical Sciences Faculty & Staff
Pinnacle Group Inc Endowed Scholarship
Plastics & Polymer Eng Tech
Pole Family Endowed Scholarship
Postema Pre-Law Endowed Scholarship
Preuss-Britton HS Dual Enrolled
Prism Writing Annual Contest
Proctor Family Endowed Scholarship
Pulte, WJ Constr Endowed Scholarship
Puterbaugh Scholarship

Robert Bishop Hockey
Robert Brand Memorial Scholarship
Robert Burtch Scholarship
Robert Ewigleben DCCL Endowed
Robert Scranton Family Scholarship
Robert Van Hoven Scholarship
Robert Williams Scholarship
Robert/Jean Olson Memorial Scholarship
Robinson Dental Hygiene Endowed Scholarship
Robinson, Dewaine & Jana Endowed Scholarship

GENERAL INFORMATION

EDUCATIONAL GRANTS AND SCHOLARSHIPS

Rhein Chemie Scholarship
Richard & Dawn Antonini Endowed Scholarship
Richard & Ruth Santer Veterans
Richard Hunter Envir Educ Scholarship
Richard Johnson Endowed Scholarship
Richard L. Shaw Football Endowed
Richard Sturm Memorial Scholarship
Richard Veazey Scholarship
Rick Rodenhouse Memorial Scholarship
Rising Star Annual Scholarship
Ritchie Memorial Vica Scholship
Rite-Aid Scholarship
RL Shaw/FM Jones
RLA Opportunity Annual Scholarship
Rob Jackson Extra Credit Scholarship
Robert & Frances Friar Scholarship
Robert A. Sieb Endowed Scholarship
Robert and Barbara Martin Family
Robert Bergelin Scholarship

Samuels, Wendy Jim Endowed Scholarship
Sanborn, Michael Endowed Scholarship
Santa Zawaideh Trib Annual Scholarship
Scheible Hockey Endowed Scholarship
School Leadership Institute
School of Nursing Scholarship
Scott E Sanders Endowed Scholarship
Scott Jeffries Memorial Scholarship
Scott Schultz Excellence Scholarship
Scott Whitener Memorial Scholarship
Seaman's Mechanical Endowed Scholarship
Sedine Family Endowed Scholarship
Seifferlein & Lusk Scholarship
Shilander, R & N Endowed Scholarship
Shilander, Robert Endowed Scholarship
Size Reduction Don Maynard Annual
Smith, Brett Hockey Endowed Scholarship
Smith/Taylor/Malloy Scholarship
Social Work Emeriti & Faculty
Somerville, D Endowed Scholarship
Spayde Family Pharmacy Endowed Scholarship

T&G Goyette Endowed Scholarship
T&J Woiderski Endowed Scholarship
T&T Town Endowed Scholarship
T.J. Amick Memorial Scholarship
Taggart & Lisa Town Scholarship
Teahen, R DCCL Endowed Scholarship
Technology in Optometry
Ted Kuzma Annual Football
Tedesco/Rowe Family Endowed Scholarship
Tenney, Robert N. Endowed Scholarship
Terry Nerbonne CJ
Terry Skoglund Memorial Endowed Scholarship

Rockford Const Endowed Scholarship
Roger/Debra Card Wildlife Scholarship
Rolland L Hicks Endowed Scholarship
Roller, J&V Fam Endowed Scholarship
RoMan Mfg/IRCO Auto Endowed Scholarship
Roof Family Endowed Scholarship
Root, W&N Endowed Scholarship
Rothe Biology Scholarship
Roubal, Vizina Family Endowed Scholarship
Rought Surveying Scholarship
Rowe Pharm D/MBA
Ruby MacNeill Endowed Scholarship
Rumsey Memorial Scholarship
Runners Memorial Scholarship
Russell & Avis Gerber Endowed Scholarship
Russell G Merithew Scholarship
Ruth and Ken Hicks Football
Ruth L Shattuck Scholarship
Ryan Matthew Clark Annual Scholarship

Spectrum Health Endowed Scholarship
Stan Dean Memorial Endowed Scholarship
Staples Endowed Scholarship
Statewide & Online Endowed Scholarship
Statewide Fast Track Scholarship
Stauffer, MG & PW Academic Endowed
Stechschulte Printing Scholarship
Stephen E. Martin Memorial Scholarship
Stephenson Surv Ann Scholarship
Steve M Brown Endowed Scholarship
Stewart Endowed Scholarship
Strohkirsch Scholarship
Student Economic Asst Endowed Scholarship
Student Hardship Fund
Study Abroad Endowed Scholarship
Susan & Ernest Wenger Endowed Scholarship
Susan & William Jones Endowed Scholarship
Susan Greene Memorial Scholarship
Susan Marie Edwards Scholarship
Suzanne Pilat Eberle Endowed Scholarship

Thomas Reuther Scholarship
Thomas Sobota Memorial Scholarship
Thompson Foundation Scholarship
Thumb Eleven Endowed Scholarship
Tim Roberts Scholarship
Tingley And Associates Scholarship
Todd and Tami Jacobs Scholarship
Todd Wenzel Automotive Endowed
Tom & Molly Charles Scholarship
Tony Ferguson Endowed Scholarship
Totten Family Hockey Endowed Scholarship
TowerPinkster Int. Design Scholarship

EDUCATIONAL GRANTS AND SCHOLARSHIPS

Theta Alpha Sigma Scholarship
Thomas & JoAnn Walsh Endowed Scholarship
Thomas & Marcia Scholler
Thomas E Johnston Memorial Scholarship
Thomas Mehl Endowed Scholarship

Trace & Veronica Tandy/Great W
Transfer Academic Excellence Scholarship
Travis, Stuart & Linda DECA
Trevor Slot Endowed

UA Local 85 Plum, Steam & HVAC

Van Diepenbos, M&L Endowed Scholarship
Vanden Bos Family Endowed
Vanderlaan Leadership Award
VanSteenberg Endowed Scholarship

Violet Gambotto Endowed Scholarship
Virkler Family Acctg Endowed Scholarship
Vision Serv Plan Academic Scholarship

W C Judon Scholarship
W E Dengler Pharmacy Scholarship
W J Stevenson Scholarship
W S Garrison Living Scholarship
W&R Sanders Scholarship
W.D. Cramer Endowed Scholarship
W.F. Adrian Endowed Scholarship
Walton and Barbara Piggott Scholarship
Warren and Beverly Parker Scholarship
Watson Family Endowed Scholarship
Weeks-Larkin Optometry Scholarship
Welding Competition Scholarship
Weller Family Found Scholarship
Wendal Leroy Endowed

West MI Mech Contractors Scholarship
West Michigan Credit Union Scholarship
West Michigan Opportunity Endowed Scholarship
Whalen, John Memorial Endowed Scholarship
Whalen-Rex Memorial Endowed Scholarship
Whitehead Memorial Scholarship
Whitney HCS Competition Endowed Scholarship
Whitney HCS Entrepreneurial
Wildern Family Scholarship
William Donahue Scholarship
William Merle Morris Endowed Scholarship
Williams, G. Mennen Endowed Scholarship
Woolpert LLP Scholarship
William "Bill" Scott Roh Supt Endowed Scholarship
Wurzer Memorial Endowed Scholarship

Young Leadership Scholarship
Young, W & B Endowed Scholarship
Young/Behler Young Endowed Scholarship

Zakov Family Scholarship

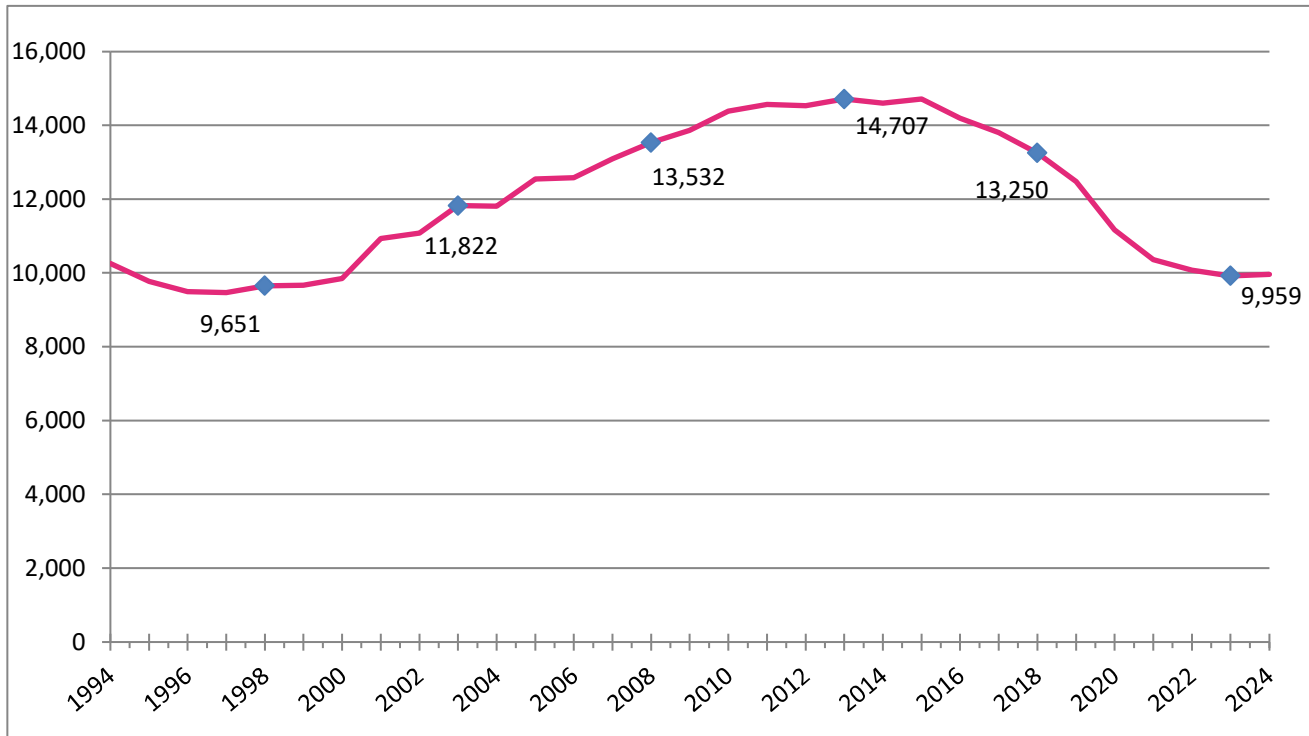
GENERAL INFORMATION

EDUCATIONAL GRANTS AND SCHOLARSHIPS

Abigail Timme Endowed Student Loan Fund
Alden W. Brown Student Loan Fund
Alma Lidell Tufveson Memorial Loan Fund
Alumni Student Loan Fund
Arthur E. Ormsbee Memorial Loan Fund
Asian Student Loan
Augusta Taisey Memorial Loan Fund
Bush Memorial Loan
Campbell Loan
Carlisle Memorial Fund
Carlton G. Ferris Student Loan Fund
Charles E. Schell Foundation Loan Fund
Charles S. Neithercut Student Loan Fund
College of Business Memorial Loan Fund
Dingman, William E. Loan
Discretionary Loan Fund
Donald Rankin Loan
Dr. Glenn Bond Memorial Loan Fund
Dr. Henry Lowsma Memorial Loan Fund
Dr. Ralph Pino Memorial Loan Fund
Earl H. McCormick Memorial Loan Fund
Fern & William Brown Loan Fund
Fern R. Holden Student Loan Fund
France Vedder Loan
Francis R. Piper Loan Fund
Fred W. Swan Memorial Student Assistance Fund
George Berden Loan
Geraldine MacGregor Loan Fund
Gerrit Masselink Memorial Loan Fund
Graphic Art Loan Fund
Heinonen Memorial Loan
Helena Paris Loan Fund
Jay Oviatt Pharmacy Student Loan Fund
Kappa Alpha Psi Loan
Kenneth Spoerk Memorial Loan Fund
Kuhlman & Greene Memorial Loan
Labroff Business Assistance Loan
Lee Cookson Loan
Lithocrafters and Bookcrafters Loan Fund
Louis Fishman Loan
Louis Legg Loan
M. Louis Fishman Memorial Loan Fund
Max E. Smith Memorial Loan Fund
Michigan Pest Control Loan
MI Federation of Women's Clubs Student Loan
Nancy Ingall Memorial Loan Fund
Orville Plank Memorial Loan Fund
Pharmacy Alumni Loan
Pharmacy Emergency Loan
Ralston M. Wylie Student Loan Fund
Raymond and Vida Sines Memorial Fund
Raymond W. Starr Student Loan Fund
Regina L. Stevenson Holt Memorial Loan Fund
Richard Faber Loan
Robert and Gertrude Burns Memorial Loan Fund
Roger Allen Student Assistance Fund
Ronald M. Solomon Memorial Loan Fund
Special Loan Fund
Steve Bordano Memorial Loan Fund
Trippensee Memorial Loan
Vandercook Loan
Victor Spathelf Loan
Walter Armbruster Memorial Loan Fund
Walter H. Gillette Memorial Loan Fund
Whalen-Rex Endowed Scholarship
William C. Moore Memorial Loan Fund
William Lane Memorial Loan
William O. Wolfinger Memorial Loan Fund
Wolverine Club Student Loan Fund

ENROLLMENT

TOTAL HEADCOUNT ENROLLMENT

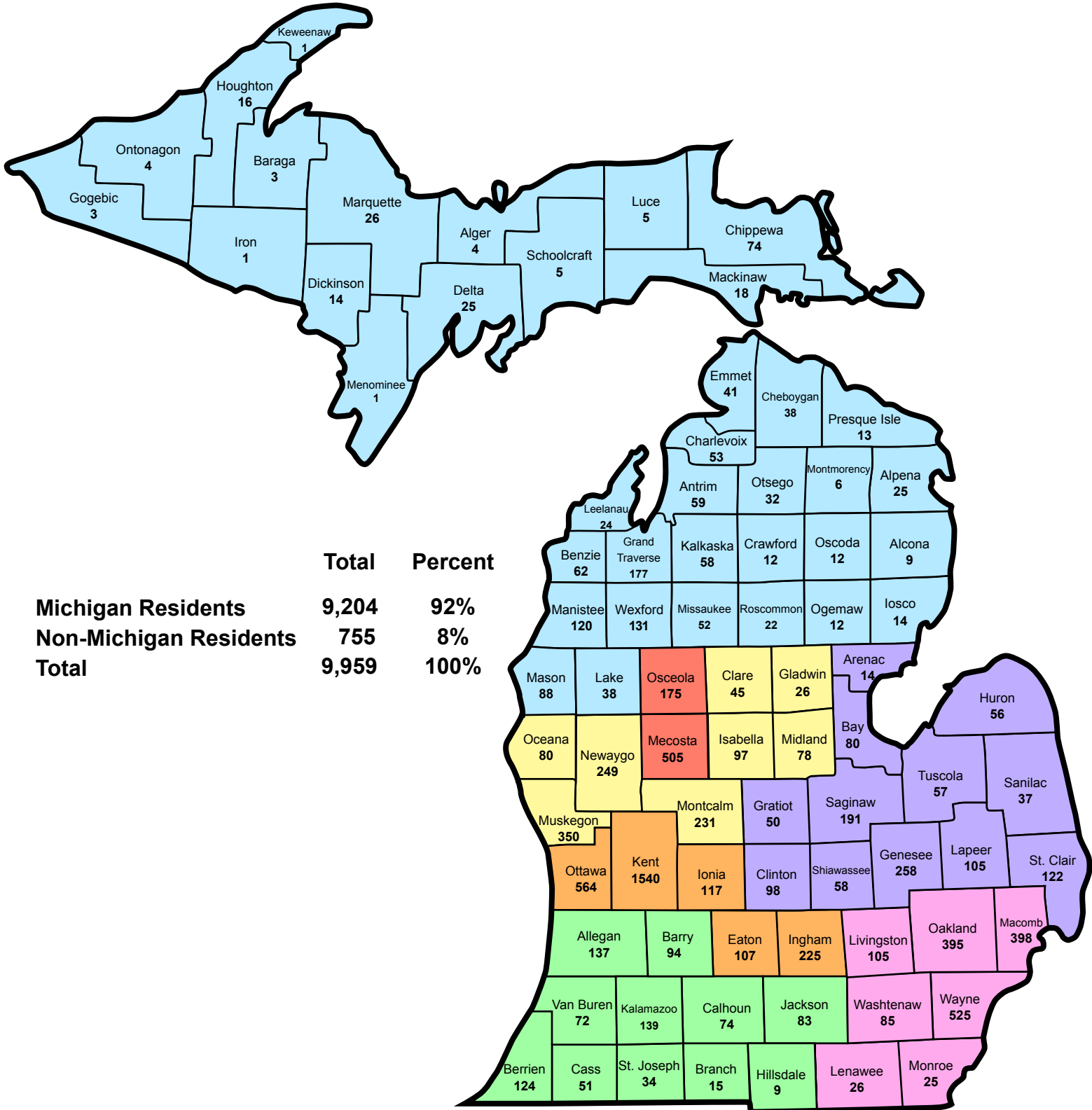


FALL ENROLLMENT 1994 - 2024

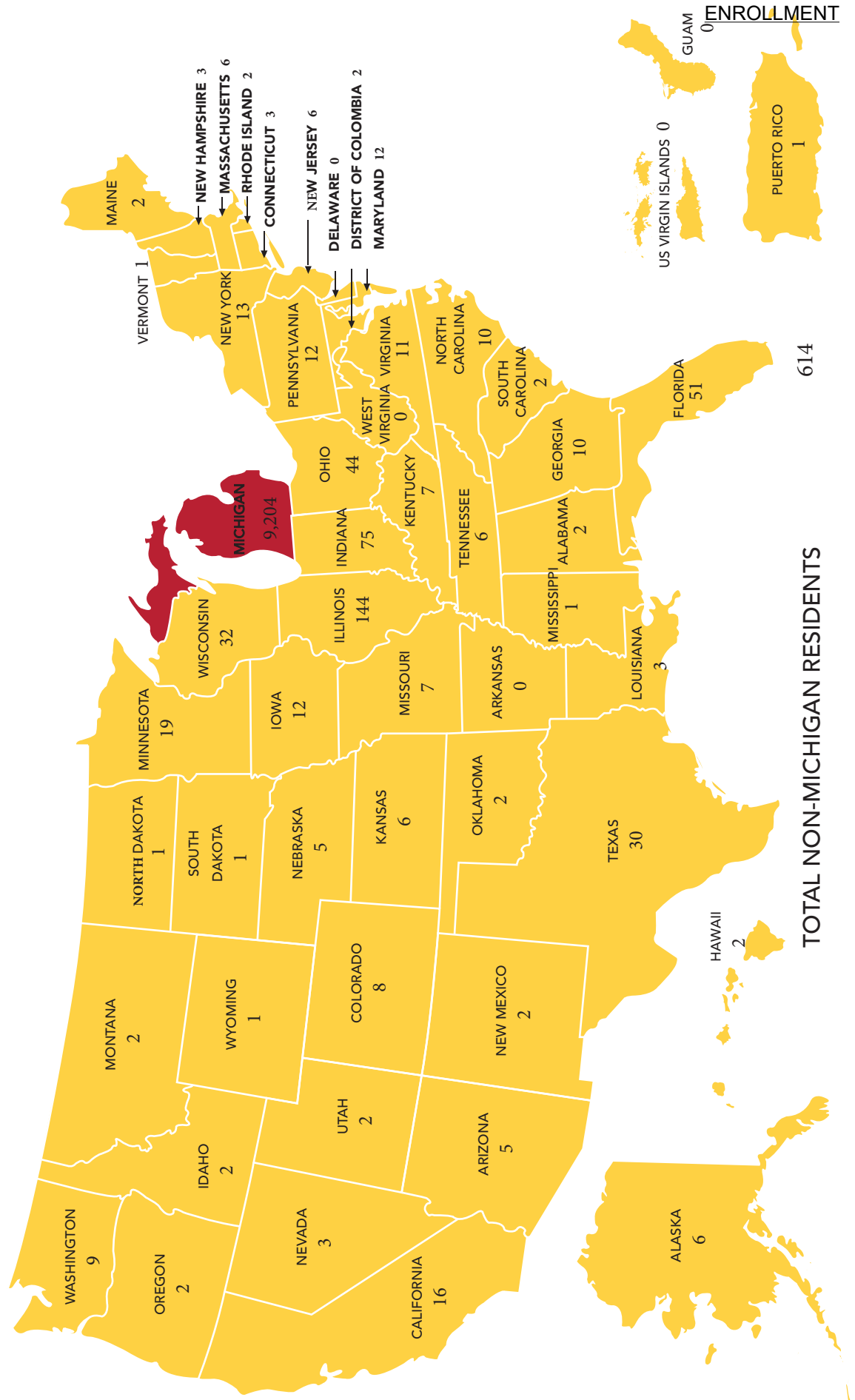
1994	10,258	2010	14,381
1995	9,767	2011	14,560
1996	9,495	2012	14,533
1997	9,468	2013	14,707
1998	9,651	2014	14,600
1999	9,668	2015	14,715
2000	9,847	2016	14,187
2001	10,930	2017	13,798
2002	11,074	2018	13,250
2003	11,822	2019	12,472
2004	11,803	2020	11,165
2005	12,540	2021	10,361
2006	12,575	2022	10,072
2007	13,087	2023	9,918
2008	13,532	2024	9,959
2009	13,865		

Source: Office of Institutional Research & Testing

FALL 2024 ENROLLMENT BY COUNTY



FALL 2024 ENROLLMENT BY STATE



TOTAL NON-MICHIGAN RESIDENTS 614

TOTAL NON-MICHIGAN STATES & TERRITORIES 48

ENROLLMENT**FALL 2024 MICHIGAN ENROLLMENT BY COUNTY**

Alcona	9	Lake	38
Alger	4	Lapeer	105
Allegan	137	Leelanau	24
Alpena	25	Lenawee	26
Antrim	59	Livingston	105
Arenac	14	Luce	5
Baraga	3	Mackinac	18
Barry	94	Macomb	398
Bay	80	Manistee	120
Benzie	62	Marquette	26
Berrien	124	Mason	88
Branch	15	Mecosta	505
Calhoun	74	Menominee	1
Cass	51	Midland	78
Charlevoix	53	Missaukee	52
Cheboygan	38	Monroe	25
Chippewa	74	Montcalm	231
Clare	45	Montmorency	6
Clinton	98	Muskegon	350
Crawford	12	Newaygo	249
Delta	25	Oakland	395
Dickinson	14	Oceana	80
Eaton	107	Ogemaw	12
Emmet	41	Ontonagon	4
Genesee	258	Osceola	175
Gladwin	26	Oscoda	12
Gogebic	3	Otsego	32
Grand Traverse	177	Ottawa	564
Gratiot	50	Presque Isle	13
Hillsdale	9	Roscommon	22
Houghton	16	Saginaw	191
Huron	56	Sanilac	37
Ingham	225	Schoolcraft	5
Ionia	117	Shiawassee	58
Iosco	14	St. Clair	122
Iron	1	St. Joseph	34
Isabella	97	Tuscola	57
Jackson	83	Van Buren	72
Kalamazoo	139	Washtenaw	85
Kalkaska	58	Wayne	525
Kent	1,540	Wexford	131
Keweenaw	1		
		TOTAL	9,204

Source: Office of Institutional Research & Testing

FALL 2024 ENROLLMENT BY STATE & BY COUNTRY

NON-MICHIGAN STUDENTS BY STATE AND TERRITORIES

Alabama	2	Illinois	144	Nebraska	5	Rhode Island	2
Alaska	6	Indiana	75	Nevada	3	South Carolina	2
Arizona	5	Iowa	12	New Hampshire	3	South Dakota	1
Arkansas	0	Kansas	6	New Jersey	6	Tennessee	6
California	16	Kentucky	7	New Mexico	2	Texas	30
Colorado	8	Louisiana	3	New York	13	Utah	2
Connecticut	3	Maine	2	North Carolina	10	Vermont	1
Delaware	0	Maryland	12	North Dakota	1	Virginia	11
District of Columbia	2	Massachusetts	6	Ohio	44	Virgin Islands	0
Florida	51	Minnesota	19	Oklahoma	2	Washington	9
Georgia	10	Mississippi	1	Oregon	2	West Virginia	0
Hawaii	2	Missouri	7	Pennsylvania	12	Wisconsin	32
Idaho	2	Montana	2	Puerto Rico	1	Wyoming	1
						Unidentified	10
						TOTAL	614
						TOTAL STATES AND TERRITORIES	48

INTERNATIONAL STUDENTS BY COUNTRY

<u>Africa</u>	<u>8</u>	Nepal	4	Netherlands	2	Haiti	1
Ethiopia	3	Pakistan	5	Norway	3	<u>South America</u>	<u>4</u>
Ghana	1	Philippines	1	Romania	1	Brazil	3
Madagascar	1	Saudi Arabia	2	Russia	1	Ecuador	1
Nigeria	2	South Korea	4	Sweden	1	<u>Unidentified</u>	<u>3</u>
Zimbabwe	1	Qatar	1	Switzerland	1		
<u>Asia</u>	<u>54</u>	Taiwan	1	United Kingdom	1		
Afganistan	1	Vietnam	4	<u>North America</u>	<u>57</u>		
Azerbaijan	2	<u>Australia</u>	<u>2</u>	Bahamas	1		
Bahrain	1	<u>Europe</u>	<u>13</u>	Canada	48		
China	9	German Demo Repub	1	Costa Rica	1		
India	18	Greece	1	Mexico	5		
Lebanon	1	Italy	1	Saint Kitts And Nevis	1		
						TOTAL	141
						TOTAL COUNTRIES	38

Source: Office of Institutional Research & Testing

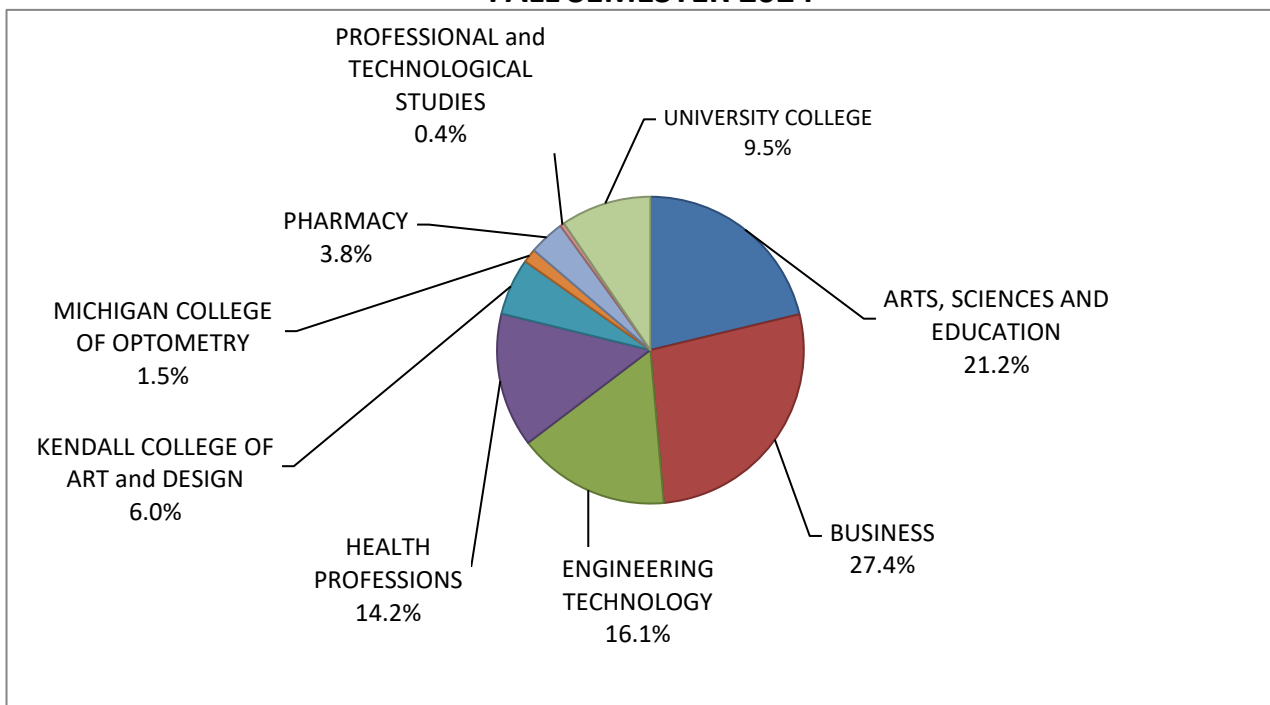
ENROLLMENT

**5-YEAR ENROLLMENT BY COLLEGE
FALL SEMESTER**

<u>COLLEGE</u>	<u>2020-21</u>	<u>2021-22</u>	<u>2022-23</u>	<u>2023-24</u>	<u>2024-25</u>
ARTS & SCIENCES	2,238				
ARTS, SCIENCES AND EDUCATION		2,162	2,160	2,084	2,114
BUSINESS	3,365	3,063	2,939	2,834	2,727
ENGINEERING TECHNOLOGY	1,852	1,733	1,660	1,602	1,599
HEALTH PROFESSIONS	1,531	1,434	1,371	1,328	1,411
KENDALL COLLEGE OF ART & DESIGN	721	630	565	577	595
MICHIGAN COLLEGE OF OPTOMETRY	145	146	144	144	147
PHARMACY	495	473	437	378	374
PROFESSIONAL & TECHNOLOGICAL STUDIES	103	77	75	51	44
UNIVERSITY COLLEGE	715	643	721	920	948
TOTAL	11,165	10,361	10,072	9,918	9,959

Source: Office of Institutional Research & Testing

**PERCENT OF STUDENTS BY COLLEGE
FALL SEMESTER 2024**



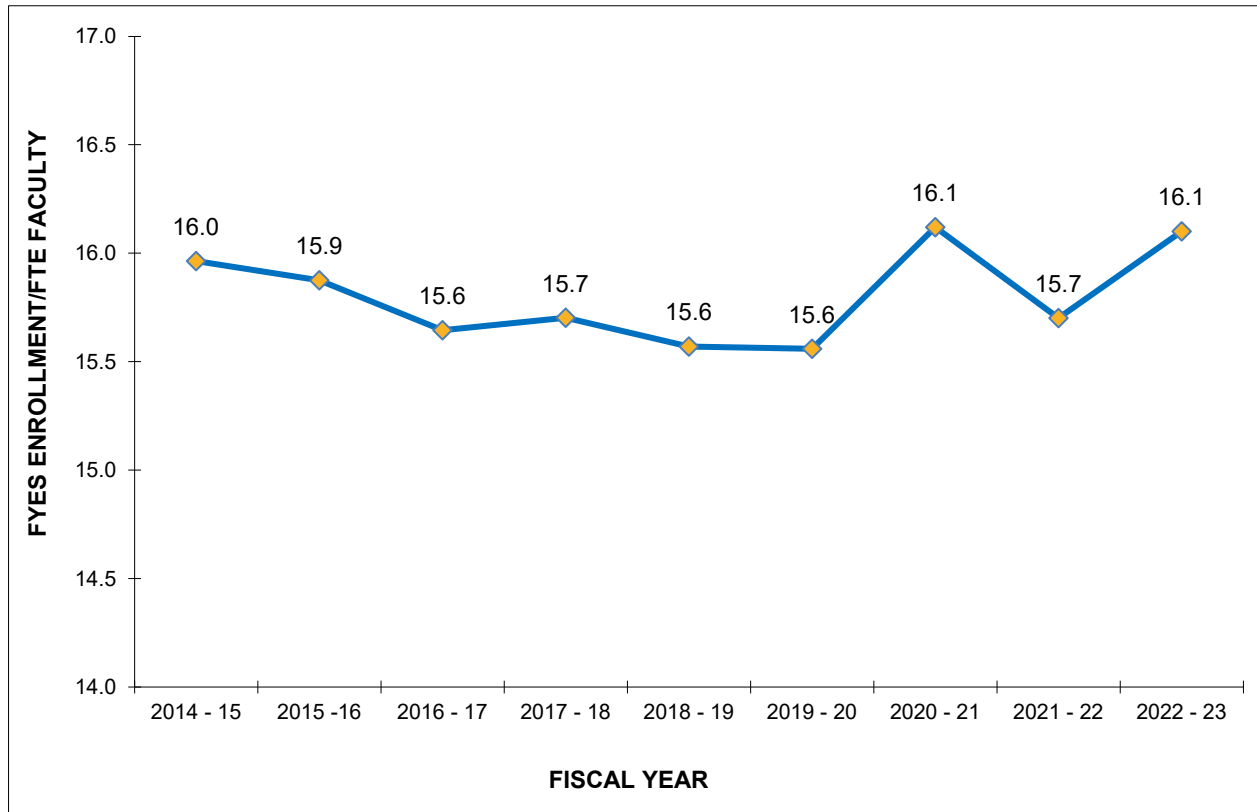
STUDENT ENROLLMENT BY COLLEGE

ARTS, SCIENCES AND EDUCATION	2,114
BUSINESS	2,727
ENGINEERING TECHNOLOGY	1,599
HEALTH PROFESSIONS	1,411
KENDALL COLLEGE OF ART and DESIGN	595
MICHIGAN COLLEGE OF OPTOMETRY	147
PHARMACY	374
PROFESSIONAL and TECHNOLOGICAL STUDIES	44
UNIVERSITY COLLEGE	948
TOTAL	9,959

Source: Office of Institutional Research & Testing

ENROLLMENT

**FULL-YEAR EQUATED STUDENT (FYES) ENROLLMENT PER
FULL-TIME EQUATED (FTE) FACULTY
2013 - 14 to 2023 - 24**



STUDENT - FACULTY RATIO

	<u>FYES</u>	<u>FTE</u>	<u>RATIO</u>
2014 - 15	12,131	759.96	16.0
2015 - 16	12,125	763.79	15.9
2016 - 17	11,636	743.76	15.6
2017 - 18	11,251	716.51	15.7
2018 - 19	10,758	690.98	15.6
2019 - 20	10,195	655.23	15.6
2020 - 21	9,294	576.56	16.1
2021 - 22	8,607	547.32	15.7
2022 - 23	8,480	527.82	16.1
2023 - 24	8,273	547.14	15.1

Source: State of Michigan HEIDI Database, Budget Office

ENROLLMENT SUMMARY FALL 2024

	<u>FULL-TIME</u>		<u>PART-TIME</u>		<u>TOTAL</u>
UNDERGRADUATE STUDENTS	6,589	73%	2,400	27%	8,989
GRADUATE STUDENTS	152	38%	253	62%	405
GRADUATE PROFESSIONAL PRACTICE	510	98%	11	2%	521
DOCTORATE STUDENTS	42	95%	2	5%	44
ALL STUDENTS	7,293	73%	2,666	27%	9,959

	<u>MEN</u>		<u>WOMEN</u>		<u>TOTAL</u>
TOTAL FULL-TIME	3,303	45%	3,990	55%	7,293
TOTAL PART-TIME	1,104	41%	1,562	59%	2,666
TOTALS	4,407	44%	5,552	56%	9,959

	<u>FALL 2022</u>	<u>FALL 2023</u>	<u>FALL 2024</u>
FTIAC'S * (First Time In Any College)	1,749	1,606	1,689
DUAL ENROLLED CONTINUING	143	186	269
DUAL ENROLLED FTIAC	433	631	583
READMITS	280	235	231
TRANSFERS	795	735	720
GRAD/PROFESSIONAL ADMIT	283	271	273
CONTINUING	6,385	6,249	6,193
GUEST	4	5	1
TOTAL	10,072	9,918	9,959

<u>NEW FRESHMEN (FTIAC'S)</u>	<u>FALL 2022</u>	<u>FALL 2023</u>	<u>FALL 2024</u>
APPLIED (completed applications)	12,123	9,448	12,426
ADMITTED	10,672	7,623	11,362
ENROLLED	1,749	1,606	1,689
RATIO of ENROLLED to ADMITTED	0.16	0.21	0.15

	<u>FALL 2022</u>	<u>FALL 2023</u>	<u>FALL 2024</u>
TOTAL	10,072	9,918	9,959
ON-LINE	654	616	648
KENDALL	565	577	595
OFF-CAMPUS	1,031	835	777
BIG RAPIDS	7,822	7,890	7,939
IN RESIDENCE HALLS	2,340	2,444	2,452
IN APARTMENTS	436	434	422
IN SUITES	300	300	293
COMMUTERS	4,746	4,712	4,772

* Includes all students, F-T, P-T, degree-seeking and non-degree-seeking.

Source: Office of Institutional Research & Testing

ENROLLMENT

**Enrollment Summary by College
On/Off/On-Line/Kendall & Gender**

College	Fall 2023			Fall 2024		
	Female	Male	Total	Female	Male	Total
Arts, Sciences and Education	1,483	601	2,084	1,539	575	2,114
On-Campus	1,246	551	1,797	1,258	525	1,783
Off-Campus	190	16	206	212	18	230
On-Line	47	34	81	69	32	101
Business	1,219	1,615	2,834	1,174	1,553	2,727
On-Campus	851	1,282	2,133	813	1,240	2,053
Off-Campus	239	212	451	209	181	390
On-Line	129	121	250	152	132	284
Engineering Technology	205	1,397	1,602	221	1,378	1,599
On-Campus	174	1,209	1,383	199	1,217	1,416
Off-Campus	28	112	140	19	89	108
On-Line	3	76	79	3	72	75
Health Professions	1,196	132	1,328	1,280	131	1,411
On-Campus	996	97	1,093	1,074	111	1,185
Off-Campus	24	5	29	37	1	38
On-Line	176	30	206	169	19	188
Kendall College Of Art and Design	419	158	577	455	140	595
Kendall	419	158	577	455	140	595
Michigan College Of Optometry	93	51	144	91	56	147
On-Campus	93	51	144	91	56	147
Pharmacy	232	146	378	239	135	374
On-Campus	232	146	378	239	135	374
Professional & Technological Studies	32	19	51	25	19	44
On-Campus	27	15	42	18	15	33
Off-Campus	5	4	9	7	4	11
University College	457	463	920	528	420	948
On-Campus	457	463	920	528	420	948
University Total	5,336	4,582	9,918	5,552	4,407	9,959
On-Campus	4,076	3,814	7,890	4,220	3,719	7,939
Off-Campus	486	349	835	484	293	777
On-Line	355	261	616	393	255	648
Kendall	419	158	577	455	140	595

Source: Office of Institutional Research & Testing

ENROLLMENT SUMMARY BY COLLEGE FALL 2024

ARTS, SCIENCES and EDUCATION

	<u>FULL-TIME</u>		<u>PART-TIME</u>		<u>TOTAL</u>
UNDERGRADUATE STUDENTS	1,537	79%	419	21%	1,956
GRADUATE STUDENTS	58	37%	100	63%	158
ALL STUDENTS	1,595	75%	519	25%	2,114

	<u>MEN</u>		<u>WOMEN</u>		<u>TOTAL</u>
TOTAL FULL-TIME	430	27%	1,165	73%	1,595
TOTAL PART-TIME	145	28%	374	72%	519
TOTALS	575	27%	1,539	73%	2,114

	<u>FALL 2022</u>	<u>FALL 2023</u>	<u>FALL 2024</u>
FTIAC'S * (First Time In Any College)	467	369	379
READMITS	65	58	53
TRANSFERS	241	229	278
CONTINUING	1,387	1,428	1,404
GUEST	0	0	0
TOTAL	2,160	2,084	2,114

<u>FRESHMEN</u>	<u>FALL 2022</u>	<u>FALL 2023</u>	<u>FALL 2024</u>
APPLIED	4,365	3,420	4,137
ADMITTED	3,913	2,785	3,913

BUSINESS

	<u>FULL-TIME</u>		<u>PART-TIME</u>		<u>TOTAL</u>
UNDERGRADUATE STUDENTS	1,997	77%	591	23%	2,588
GRADUATE STUDENTS	48	35%	91	65%	139
ALL STUDENTS	2,045	75%	682	25%	2,727

	<u>MEN</u>		<u>WOMEN</u>		<u>TOTAL</u>
TOTAL FULL-TIME	1,192	58%	853	42%	2,045
TOTAL PART-TIME	361	53%	321	47%	682
TOTALS	1,553	57%	1,174	43%	2,727

	<u>FALL 2022</u>	<u>FALL 2023</u>	<u>FALL 2024</u>
FTIAC'S * (First Time In Any College)	503	492	499
READMITS	99	72	78
TRANSFERS	320	315	252
CONTINUING	2,017	1,955	1,898
GUEST	0	0	0
TOTAL	2,939	2,834	2,727

<u>FRESHMEN</u>	<u>FALL 2022</u>	<u>FALL 2023</u>	<u>FALL 2024</u>
APPLIED	3,328	2,646	3,523
ADMITTED	2,917	2,170	3,281

* Includes F-T and P-T FTIACS

Source: Office of Institutional Research & Testing

**ENROLLMENT SUMMARY BY COLLEGE
FALL 2024**

ENGINEERING TECHNOLOGY

	<u>FULL-TIME</u>		<u>PART-TIME</u>		<u>TOTAL</u>
UNDERGRADUATE STUDENTS	1,365	85%	234	15%	1,599
ALL STUDENTS	1,365	85%	234	15%	1,599

	<u>MEN</u>		<u>WOMEN</u>		<u>TOTAL</u>
TOTAL FULL-TIME	1,168	86%	197	14%	1,365
TOTAL PART-TIME	210	90%	24	10%	234
TOTALS	1,378	86%	221	14%	1,599

	<u>FALL 2022</u>	<u>FALL 2023</u>	<u>FALL 2024</u>
FTIAC'S * (First Time In Any College)	302	296	326
READMITS	30	21	21
TRANSFERS	162	133	119
CONTINUING	1,166	1,152	1,133
GUEST	0	0	0
TOTAL	1,660	1,602	1,599

<u>FRESHMEN</u>	<u>FALL 2022</u>	<u>FALL 2023</u>	<u>FALL 2024</u>
APPLIED	1,202	1,039	1,392
ADMITTED	1,025	785	1,235

HEALTH PROFESSIONS

	<u>FULL-TIME</u>		<u>PART-TIME</u>		<u>TOTAL</u>
UNDERGRADUATE STUDENTS	1,079	81%	249	19%	1,328
GRADUATE STUDENTS	22	27%	61	73%	83
ALL STUDENTS	1,101	78%	310	22%	1,411

	<u>MEN</u>		<u>WOMEN</u>		<u>TOTAL</u>
TOTAL FULL-TIME	100	9%	1,001	91%	1,101
TOTAL PART-TIME	31	10%	279	90%	310
TOTALS	131	9%	1,280	91%	1,411

	<u>FALL 2022</u>	<u>FALL 2023</u>	<u>FALL 2024</u>
FTIAC'S * (First Time In Any College)	289	276	318
READMITS	61	54	66
TRANSFERS	127	119	127
CONTINUING	894	879	900
GUEST	0	0	0
TOTAL	1,371	1,328	1,411

<u>FRESHMEN</u>	<u>FALL 2022</u>	<u>FALL 2023</u>	<u>FALL 2024</u>
APPLIED	2,029	1,762	2,398
ADMITTED	1,807	1,426	2,177

* Includes F-T and P-T FTIACS

Source: Office of Institutional Research & Testing

ENROLLMENT SUMMARY BY COLLEGE FALL 2024

KENDALL COLLEGE OF ART and DESIGN

	<u>FULL-TIME</u>		<u>PART-TIME</u>		<u>TOTAL</u>
UNDERGRADUATE STUDENTS	467	82%	103	18%	570
GRADUATE STUDENTS	24	96%	1	4%	25
ALL STUDENTS	491	83%	104	17%	595

	<u>MEN</u>		<u>WOMEN</u>		<u>TOTAL</u>
TOTAL FULL-TIME	124	25%	367	75%	491
TOTAL PART-TIME	16	15%	88	85%	104
TOTALS	140	24%	455	76%	595

	<u>FALL 2022</u>	<u>FALL 2023</u>	<u>FALL 2024</u>
FTIAC'S * (First Time In Any College)	80	96	103
Dual Enrolled Continuing	10	14	10
Dual Enrolled FTIAC's	45	35	35
READMITS	12	18	9
TRANSFERS	64	80	65
CONTINUING	352	331	373
GUEST	2	3	0
TOTAL	565	577	595

	<u>FALL 2022</u>	<u>FALL 2023</u>	<u>FALL 2024</u>
FRESHMEN			
APPLIED	221	216	302
ADMITTED	168	182	230

* Includes F-T and P-T FTIACS

Source: Office of Institutional Research & Testing

ENROLLMENT SUMMARY BY COLLEGE FALL 2024

MICHIGAN COLLEGE OF OPTOMETRY

	<u>FULL-TIME</u>		<u>PART-TIME</u>		<u>TOTAL</u>
GRADUATE PROFESSIONAL PRACTICE ALL STUDENTS	147	100%	0	0%	147
	147	100%	0	0%	147

	<u>MEN</u>		<u>WOMEN</u>		<u>TOTAL</u>
TOTAL FULL-TIME	56	38%	91	62%	147
TOTAL PART-TIME	0	0%	0	0%	0
TOTALS	56	38%	91	62%	147

	<u>FALL 2022</u>	<u>FALL 2023</u>	<u>FALL 2024</u>
TRANSFERS	38	38	37
CONTINUING	106	106	110
TOTAL	144	144	147

<u>PROFESSIONAL</u>	<u>FALL 2022</u>	<u>FALL 2023</u>	<u>FALL 2024</u>
APPLIED	247	211	245
ADMITTED ¹	87	73	75

PHARMACY

	<u>FULL-TIME</u>		<u>PART-TIME</u>		<u>TOTAL</u>
GRADUATE PROFESSIONAL PRACTICE ALL STUDENTS	363	97%	11	3%	374
	363	97%	11	3%	374

	<u>MEN</u>		<u>WOMEN</u>		<u>TOTAL</u>
TOTAL FULL-TIME	128	35%	235	65%	363
TOTAL PART-TIME	7	64%	4	36%	11
TOTALS	135	36%	239	64%	374

	<u>FALL 2022</u>	<u>FALL 2023</u>	<u>FALL 2024</u>
READMITS	0	0	0
TRANSFERS	110	81	101
CONTINUING	327	297	273
GUEST	0	0	0
TOTAL	437	378	374

<u>PROFESSIONAL</u>	<u>FALL 2022</u>	<u>FALL 2023</u>	<u>FALL 2024</u>
APPLIED	272	273	193
ADMITTED ²	108	78	101

* Includes F-T and P-T FTIACS

¹ From Optomcas system

² From Pharmcas system

Source: Office of Institutional Research & Testing

ENROLLMENT SUMMARY BY COLLEGE FALL 2024

PROFESSIONAL & TECHNOLOGICAL STUDIES

	<u>FULL-TIME</u>		<u>PART-TIME</u>		<u>TOTAL</u>
DOCTORATE STUDENTS	42	95%	2	5%	44
ALL STUDENTS	12	27%	2	5%	44

	<u>MEN</u>		<u>WOMEN</u>		<u>TOTAL</u>
TOTAL FULL-TIME	18	43%	24	57%	42
TOTAL PART-TIME	1	1%	1	0%	2
TOTALS	19	43%	25	70%	44

	<u>FALL 2022</u>	<u>FALL 2023</u>	<u>FALL 2024</u>
FTIAC'S * (First Time In Any College)	0	0	0
READMITS	0	0	0
TRANSFERS	0	0	0
CONTINUING	75	51	44
GUEST	0	0	0
TOTAL	75	51	44

<u>FRESHMEN</u>	<u>FALL 2022</u>	<u>FALL 2023</u>	<u>FALL 2024</u>
APPLIED	n/a	n/a	n/a
ADMITTED	n/a	n/a	n/a

UNIVERSITY COLLEGE

	<u>FULL-TIME</u>		<u>PART-TIME</u>		<u>TOTAL</u>
UNDERGRADUATE STUDENTS	144	15%	804	85%	948
ALL STUDENTS	144	15%	804	85%	948

	<u>MEN</u>		<u>WOMEN</u>		<u>TOTAL</u>
TOTAL FULL-TIME	87	60%	57	40%	144
TOTAL PART-TIME	333	41%	471	59%	804
TOTALS	420	44%	528	56%	948

	<u>FALL 2022</u>	<u>FALL 2023</u>	<u>FALL 2024</u>
FTIAC'S * (First Time In Any College)	108	77	64
Dual Enrolled Continuing	133	172	259
Dual Enrolled FTIAC's	388	596	548
READMITS	13	12	4
TRANSFERS	16	11	14
CONTINUING	61	50	58
GUEST	2	2	1
TOTAL	721	920	948

<u>FRESHMEN</u>	<u>FALL 2022</u>	<u>FALL 2023</u>	<u>FALL 2024</u>
APPLIED	977	364	674
ADMITTED	841	275	526

* Includes F-T and P-T FTIACS

Source: Office of Institutional Research & Testing

ENROLLMENT

COMPARATIVE FALL ENROLLMENT REPORT BY COLLEGE

Gender by Degree Level

	<u>WOMEN</u>	<u>MEN</u>	<u>2024 TOTAL</u>	<u>2023 TOTAL</u>
ARTS, SCIENCES AND EDUCATION	1,539	575	2,114	2,084
Associate Degree	377	140	517	539
Bachelor Degree	1,034	397	1,431	1,375
Master's Degree	105	27	132	136
Certificate - Graduate	1	0	1	3
Certificate - Undergraduate	1	0	1	3
Non-Degree Seeking Undergraduate	5	2	7	5
Non-Degree Seeking Graduate	16	9	25	23
BUSINESS	1,174	1,553	2,727	2,834
Associate Degree	292	304	596	622
Bachelor Degree	817	1,164	1,981	2,083
Master's Degree	59	78	137	120
Certificate - Graduate	0	2	2	1
Certificate - Undergraduate	6	5	11	8
ENGINEERING TECHNOLOGY	221	1,378	1,599	1,602
Associate Degree	123	703	826	760
Bachelor Degree	98	674	772	841
Certificate	0	1	1	1
HEALTH PROFESSIONS	1,280	131	1,411	1,328
Associate Degree	730	51	781	667
Bachelor Degree	464	68	532	546
Master's Degree	73	10	83	97
Certificate - Undergraduate	13	2	15	18
Certificate- Graduate	0	0	0	0
KENDALL	455	140	595	577
Associate Degree	55	12	67	42
Bachelor Degree	345	113	458	458
Master's Degree	13	12	25	25
Non-Degree Seeking Undergraduate	42	3	45	52
OPTOMETRY	91	56	147	144
O.D. Degree	91	56	147	144
PHARMACY	239	135	374	378
Pharm. D. Degree	239	135	374	378
PROFESSIONAL & TECHNOLOGICAL STUDIES	25	19	44	51
Ed.D. Degree	25	19	44	51
UNIVERSITY COLLEGE	528	420	948	920
Associate Degree	42	75	117	124
Non-Degree Seeking Undergraduate	486	345	831	796
TOTAL UNIVERSITY	5,552	4,407	9,959	9,918

Source: Office of Institutional Research & Testing

ENROLLMENT BY COLLEGE & CLASS LEVEL

College	Fall 2022	Fall 2023	Fall 2024
Arts, Sciences and Education			
Freshmen	546	503	463
Sophomore	395	373	429
Junior	420	420	404
Senior	648	626	660
Graduate	151	162	158
Business			
Freshmen	619	632	604
Sophomore	453	542	489
Junior	617	534	593
Senior	1,141	1,005	902
Graduate	109	121	139
Engineering Technology			
Freshmen	350	326	368
Sophomore	332	346	346
Junior	317	335	349
Senior	661	595	536
Health Professions			
Freshmen	352	348	393
Sophomore	225	268	308
Junior	243	215	242
Senior	420	400	385
Graduate	131	97	83

ENROLLMENT

ENROLLMENT BY COLLEGE & CLASS LEVEL

College	Fall 2022	Fall 2023	Fall 2024
Kendall College Of Art and Design			
Freshmen	179	192	189
Sophomore	79	118	121
Junior	113	99	130
Senior	169	143	130
Graduate	25	25	25
Michigan College Of Optometry			
Graduate Professional Practice	144	144	147
Pharmacy			
Graduate Professional Practice	437	378	374
Professional & Technological Studies			
Doctorate	75	51	44
University College			
Freshmen	668	872	902
Sophomore	43	36	40
Junior	3	3	3
Senior	7	9	3
University Total			
Freshmen	2,714	2,873	2,919
Sophomore	1,527	1,683	1,733
Junior	1,713	1,606	1,721
Senior	3,046	2,778	2,616
Graduate	416	405	405
Graduate Professional Practice	581	522	521
Doctorate	75	51	44

Source: Office of Institutional Research & Testing

**Ferris State University - Student Enrollment
Degree and Non-Degree Seeking
Fall 2020 - Fall 2024**

	<u>Headcount</u>	<u>FTIAC</u>	<u>Transfer</u>	<u>FTE</u>
Fall 2024				
Degree Seeking	9,051	1,683	986	7,492
Non-Degree Seeking	908	6	7	255
Total	9,959	1,689	993	7,747

Fall 2023				
Degree Seeking	9,042	1,601	995	7,454
Non-Degree Seeking	876	5	11	222
Total	9,918	1,606	1,006	7,676

Fall 2022				
Degree Seeking	9,440	1,741	1,060	7,656
Non-Degree Seeking	632	8	18	165
Total	10,072	1,749	1,078	7,821

Fall 2021				
Degree Seeking	9,916	1,402	1,084	7,880
Non-Degree Seeking	445	8	4	108
Total	10,361	1,410	1,088	7,988

Fall 2020				
Degree Seeking	10,802	1,543	1,172	8,583
Non-Degree Seeking	363	1	3	89
Total	11,165	1,544	1,175	8,672

HEADCOUNT ENROLLMENT
By Student Level Full-Time and Part-Time
On/Off/On-Line/Kendall & Gender
FALL 2024

	<u>FULL-TIME</u>		<u>PART-TIME</u>		<u>TOTAL</u>
UNDERGRADUATE STUDENTS	6,589	73%	2,400	27%	8,989
On-Campus	5,793	80%	1,445	20%	7,238
Off-Campus	199	27%	546	73%	745
On-Line	130	30%	306	70%	436
Kendall	467	82%	103	18%	570
Female	3,538	72%	1,392	28%	4,930
Male	3,051	75%	1,008	25%	4,059

GRADUATE STUDENTS	152	38%	253	62%	405
On-Campus	52	35%	95	65%	147
Off-Campus	10	48%	11	52%	21
On-Line	66	31%	146	69%	212
Kendall	24	96%	1	4%	25
Female	102	38%	165	62%	267
Male	50	36%	88	64%	138

GRADUATE PROFESSIONAL PRACTICE	510	98%	11	2%	521
On-Campus	510	98%	11	2%	521
Off-Campus	0	0%	0	0%	0
On-Line	0	0%	0	0%	0
Kendall	0	0%	0	0%	0
Female	326	99%	4	1%	330
Male	184	96%	7	4%	191

DOCTORATE STUDENTS	42	95%	2	5%	44
On-Campus	31	94%	2	6%	33
Off-Campus	11	100%	0	0%	11
On-Line	0	0%	0	0%	0
Kendall	0	0%	0	0%	0
Female	24	96%	1	4%	25
Male	18	95%	1	5%	19

ALL STUDENTS	7,293	73%	2,666	27%	9,959
On-Campus	6,386	80%	1,553	20%	7,939
Off-Campus	220	28%	557	72%	777
On-Line	196	30%	452	70%	648
Kendall	491	83%	104	17%	595
Female	3,990	72%	1,562	28%	5,552
Male	3,303	75%	1,104	25%	4,407

Source: Office of Institutional Research & Testing

FTE Enrollment
By Student Level Full-Time and Part-Time
On/Off/On-Line/Kendall & Gender
FALL 2024

*FTE (Full-Time Equivalency)	FULL-TIME		PART-TIME		TOTAL
UNDERGRADUATE STUDENTS	6,069.20	87.39%	875.47	12.61%	6,944.67
On-Campus	5,384.13	91.43%	504.87	8.57%	5,889.00
Off-Campus	174.20	44.77%	214.93	55.23%	389.13
On-Line	111.60	48.05%	120.67	51.95%	232.27
Kendall	399.27	91.94%	35.00	8.06%	434.27
Female	3,198.73	86.01%	520.13	13.99%	3,718.86
Male	2,870.47	88.98%	355.33	11.02%	3,225.80

GRADUATE STUDENTS	140.75	57.39%	104.50	42.61%	245.25
On-Campus	47.25	55.75%	37.50	44.25%	84.75
Off-Campus	10.08	65.75%	5.25	34.25%	15.33
On-Line	57.92	48.50%	61.50	25.00%	119.42
Kendall	25.50	99.03%	0.25	0.97%	25.75
Female	96.50	57.93%	70.08	70.08%	166.58
Male	44.25	56.25%	34.42	34.42%	78.67

GRADUATE PROFESSIONAL PRACTICE	510.00	97.89%	11.00	2.11%	521.00
On-Campus	510.00	97.89%	11.00	2.11%	521.00
Off-Campus	0.00	0.00%	0.00	0.00%	0.00
On-Line	0.00	0.00%	0.00	0.00%	0.00
Kendall	0.00	0.00%	0.00	0.00%	0.00
Female	326.00	98.79%	4.00	1.21%	330.00
Male	184.00	96.34%	7.00	3.66%	191.00

DOCTORATE STUDENTS	35.38	97.57%	0.88	2.43%	36.26
On-Campus	26.88	96.83%	0.88	3.17%	27.76
Off-Campus	8.50	100.00%	0.00	0.00%	8.50
On-Line	0.00	0.00%	0.00	0.00%	0.00
Kendall	0.00	0.00%	0.00	0.00%	0.00
Female	20.13	98.15%	0.38	1.85%	20.51
Male	15.25	96.83%	0.50	3.17%	15.75

ALL STUDENTS	6,755.33	87.20%	991.85	12.80%	7,747.18
On-Campus	5,968.26	91.50%	554.25	8.50%	6,522.51
Off-Campus	192.78	46.68%	220.18	53.32%	412.96
On-Line	169.52	48.20%	182.17	51.80%	351.69
Kendall	424.77	92.34%	35.25	7.66%	460.02
Female	3,641.36	85.96%	594.59	14.04%	4,235.95
Male	3,113.97	88.69%	397.25	11.31%	3,511.22

*Undergrad SCH's ÷ 15, Grad SCH's ÷ 12, Prof Practice = Headcount, Doctorate SCH's ÷ 8 (State HEIDI Definition)

In calculating FTE, the whole may not equal the sum of the parts due to rounding.

**COMPARATIVE FALL ENROLLMENT &
STUDENT CREDIT HOUR (SCH) PRODUCTION BY SITE**

Student Headcount

Headcount based on where student enrolled

Student Credit Hours

SCH based on Course Credit Production

Student Site				Course Section			
<u>Code</u>	<u>Site</u>	<u>Fall 2023</u>	<u>Fall 2024</u>	<u>Code</u>	<u>Site</u>	<u>Fall 2023</u>	<u>Fall 2024</u>
AG	Grand Rapids	292	252	AG	Grand Rapids	1,650	1,142
DL	Lone Star College	9	11	DL	Lone Star College	77	60
EA	Auburn Hills	27	24	EA	Auburn Hills	0	0
EF	Flint	48	65	EF	Flint	48	255
EL	Lansing	53	34	EL	Lansing	24	36
EM	Midland/Bay/Saginaw	46	45	EM	Midland/Bay/Saginaw	60	51
EP	Port Huron	15	17	EP	Port Huron	0	0
ER	Warren	48	38	ER	Warren	0	0
EU	Utica/Clinton Township	16	19	EU	Utica/Clinton Township	0	0
EV	Livonia	26	30	EV	Livonia	0	24
EW	Harper Woods	22	17	EW	Wayne/Harper Woods	0	0
K	Kendall	577	595	K	Kendall	6,549	6,807
M	Main Big Rapids	7,081	7,099	M	Main Big Rapids	77,096	76,138
MB	Big Rapids/EIO	809	840	MB	Big Rapids/EIO	27,757	29,946
MG	Sidney	2	2	MG	Sidney	0	0
MX	Concurrent Enrollment	0	0	MX	Concurrent Enrollment	1,107	1,074
NA	Alpena	2	3	NA	Alpena	0	0
NP	Petoskey	1	0	NP	Petoskey	0	0
NS	Scottville	13	40	NS	Scottville	0	6
NT	Traverse City	107	90	NT	Traverse City	245	187
OL	Online	616	648	OL	Online	0	0
OS	Study Away	0	0	OS	Study Away	69.5	35
WB	Benton Harbor	2	1	WB	Benton Harbor	0	0
WD	Dowagiac	69	58	WD	Dowagiac	24	0
WJ	Jackson	3	1	WJ	Jackson	0	0
WK	Kalamazoo	3	4	WK	Kalamazoo	0	0
WM	Muskegon	31	26	WM	Muskegon	0	0
TOTAL		9,918	9,959	TOTAL		114,706	115,761

Source: Office of Institutional Research & Testing

STUDENT CREDIT HOURS BY COLLEGE

College	Fall 2020	Fall 2021	Fall 2022	Fall 2023	Fall 2024
Arts & Sciences	51,324				
On-Campus	19,380				
Off-Campus	666				
Internet	31,278				
Arts, Sciences and Education		49,290	48,981	48,125	49,546
On-Campus		37,927	35,153	35,819	36,019
Off-Campus		838	955	665	661
Internet		10,525	12,873	11,641	12,866
Business	29,541	26,168	25,382	24,784	24,775
On-Campus	9,219	15,651	14,820	14,439	13,394
Off-Campus	480	846	534	351	361
Internet	19,842	9,671	10,028	9,994	11,020
Engineering Technology	16,226	14,903	14,462	14,284	14,247
On-Campus	12,764	13,539	13,195	13,016	12,929
Off-Campus	451	586	353	431	214
Internet	3,011	778	914	837	1,104
Health Professions	10,838	9,653	9,139	9,218	8,959
On-Campus	3,197	4,409	4,577	4,636	4,128
Off-Campus	265	336	391	328	235
Internet	7,376	4,908	4,171	4,254	4,596
Kendall College Of Art and Design	7,751	6,683	6,082	6,549	6,807
Kendall	7,751	6,683	6,082	6,549	6,807
Michigan College Of Optometry	2,252	2,288	2,252	2,276	2,305
On-Campus	2,180	2,252	2,215	2,245	2,267
Off-Campus	0	0	0	0	0
Internet	72	36	37	31	38
Pharmacy	7,744	7,259	6,691	5,797	5,733
On-Campus	6,501	7,219	6,631	5,737	5,695
Internet	1,243	40	60	60	38
Professional & Technological Studies	700	515	504	353	290
On-Campus	0	0	0	0	0
Off-Campus	700	515	504	353	290
University College	2,959	2,527	3,230	3,321	3,099
On-Campus	239	2,169	3,165	2,900	2,956
Off-Campus	0	6	0	0	0
Internet	2,720	352	65	421	143
University Total	129,335	119,286	116,723	114,706	115,761
On-Campus	53,480	83,166	79,756	78,791	77,388
Off-Campus	2,562	3,127	2,737	2,128	1,761
Internet	65,542	26,310	28,148	27,238	29,805
Kendall	7,751	6,683	6,082	6,549	6,807

Note: SCH based on course section

Source: Office of Institutional Research & Testing

SCH/FTE/FYES

Student Credit Hours (SCH) Produced By Student Level

Fall Semester	Undergraduate	Graduate	Professional		Total
			Practice	Doctorate	
2020	114,818	3,479	10,338	700	129,335
2021	106,122	2,762	9,887	515	119,286
2022	104,184	2,774	9,261	504	116,723
2023	103,137	2,800	8,416	353	114,706
2024	104,170	2,943	8,358	290	115,761

Full-Time Equated Student (FTE) By Student Level

Fall Semester	Undergraduate	Graduate	Professional		Total
			Practice	Doctorate	
2020	7,655	290	640	87	8,672
2021	7,075	230	619	64	7,988
2022	6,946	231	581	63	7,821
2023	6,876	233	522	44	7,675
2024	6,945	245	521	36	7,747

Source: Office of Institutional Research and Testing

Full-Year Equated Student (FYES)

Academic Year	FYES	Academic Year	FYES
2014/15	12,131	2019/20	10,195
2015/16	12,125	2020/21	9,294
2016/17	11,636	2021/22	8,607
2017/18	11,251	2022/23	8,480
2018/19	10,758	2023/24	8,273

Source: State of Michigan HEIDI Database, Appendix A, Budget Office

STUDENT CREDIT HOURS

Student Credit Hours (SCH) Produced By Campus

<u>STUDENT CREDIT HOURS</u>	<u>Fall 2022</u>	<u>Fall 2023</u>	<u>Fall 2024</u>	<u>% Difference Fall 23 to Fall 24</u>
BIG RAPIDS	79,756	78,791	77,388	-2%
KENDALL	6,082	6,549	6,807	4%
OFF-CAMPUS	2,737	2,128	1,761	-17%
ON-LINE	28,148	27,238	29,805	9%
TOTAL	116,723	114,706	115,761	1%

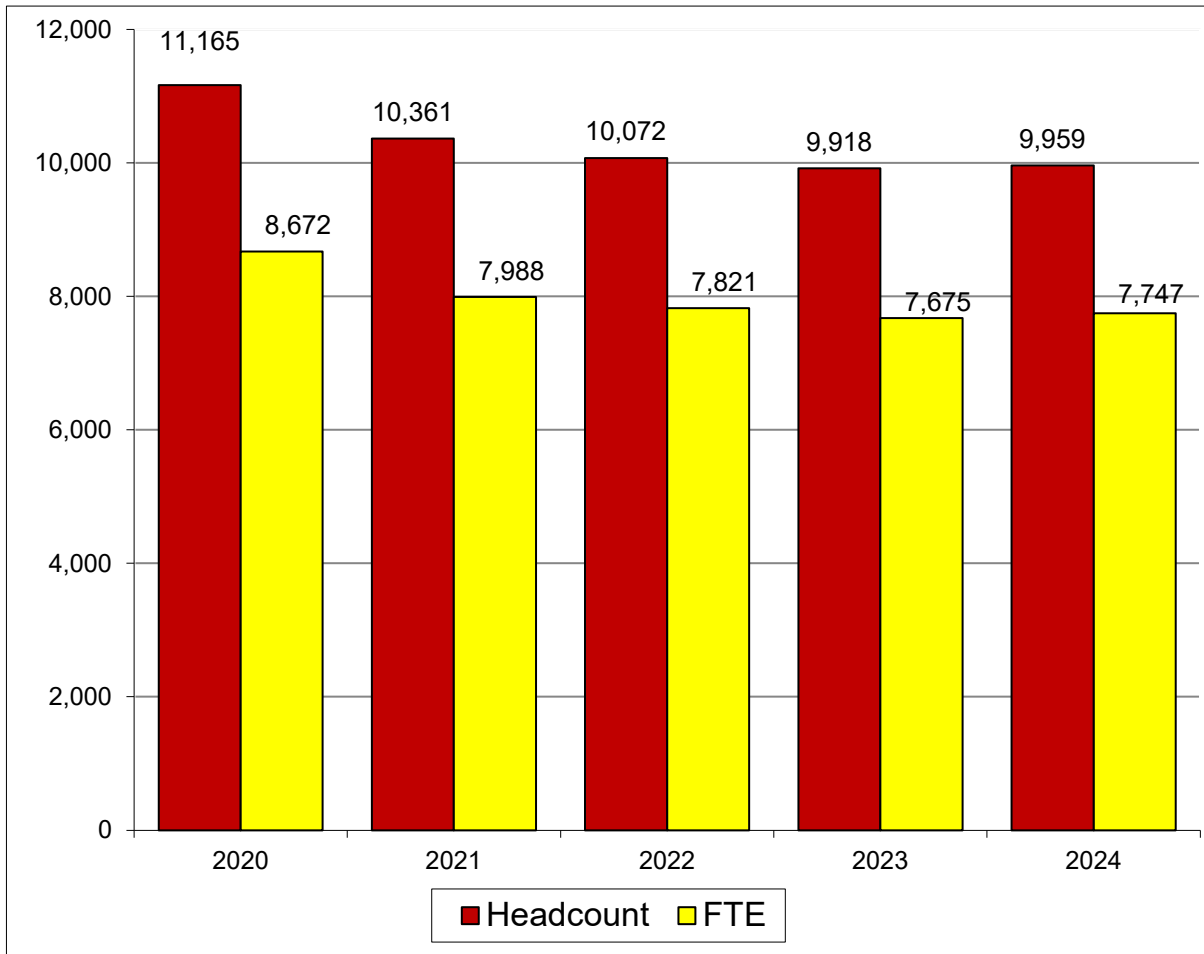
Source: Office of Institutional Research and Testing

Student Credit Hours (SCH) Produced By Degree Level Full-Time/Part-Time

<u>CREDIT HOURS</u>	<u>Fall 2022</u>	<u>Fall 2023</u>	<u>Fall 2024</u>	<u>% Difference Fall 23 to Fall 24</u>
FULL-TIME UNDERGRADUATE	90,271.5	90,056.5	91,038.0	1%
PART-TIME UNDERGRADUATE	13,912	13,080	13,132	0%
TOTAL UNDERGRADUATE	104,183.5	103,136.5	104,170.0	1%
FULL-TIME GRADUATE	1,373	1,488	1,689	14%
PART-TIME GRADUATE	1,401	1,312	1,254	-4%
TOTAL GRADUATE	2,774	2,800	2,943	5%
FULL-TIME PROFESSIONAL PRACTICE	9,199.5	8,353.0	8,289.0	-1%
PART-TIME PROFESSIONAL PRACTICE	61.5	63.5	69.0	9%
TOTAL PROFESSIONAL PRACTICE	9,261	8,416.5	8,358.0	-1%
FULL-TIME DOCTORATE	501	350	283	-19%
PART-TIME DOCTORATE	3	3	7	133%
TOTAL DOCTORATE	504	353	290	-18%
TOTAL SCH'S	116,723	114,706	115,761	1%

Source: Office of Institutional Research and Testing

TOTAL FALL STUDENT HEADCOUNT COMPARED TO STUDENT FTE



<u>Fall Semester</u>	<u>Student Headcount</u>	<u>Student FTE</u>
2020	11,165	8,672
2021	10,361	7,988
2022	10,072	7,821
2023	9,918	7,675
2024	9,959	7,747

Source: Office of Institutional Research & Testing

COMPARATIVE FALL ENROLLMENT BY RACE/ETHNIC ORIGIN

	2023 TOTAL		2024 TOTAL		DIFFERENCE
AMERICAN INDIAN OR ALASKAN NATIVE	79	1%	88	1%	9
ASIAN	168	2%	181	2%	13
BLACK OR AFRICAN AMERICAN	850	9%	945	9%	95
HISPANIC OR LATINO	631	6%	658	7%	27
INTERNATIONAL	153	2%	141	1%	-12
NATIVE HAWAIIAN OR PACIFIC ISLANDER	8	0%	5	0%	-3
TWO OR MORE RACES	285	3%	253	3%	-32
WHITE	7,329	74%	7,256	73%	-73
UNREPORTED	415	4%	432	4%	17
TOTAL	9,918		9,959		41

The following definitions are used in determining racial/ethnic designations.

American Indian or Alaskan Native:

A person having origins in any of the original peoples of North and South America (including Central America), and who maintains cultural identification through tribal affiliation or community attachment.

Asian:

A person having origins in any of the original peoples of the Far East, Southeast Asia, or the Indian Subcontinent including, for example, Cambodia, China, India, Japan, Korea, Malaysia, Pakistan, the Philippine Islands, Thailand, and Vietnam.

Black or African American:

A person having origins in any of the black racial groups of Africa.

Hispanic or Latino:

A person of Cuban, Mexican, Puerto Rican, Central or South American, or other Spanish culture or origin, regardless of race.

International:

A person who is not a citizen of the United States, and who is in this country on a temporary basis and does not have a right to remain indefinitely.

Native Hawaiian or Pacific Islander:

A person having origins in any of the original peoples of Hawaii, Guam, Samoa, or other Pacific Island.

White:

A person having origins in any of the original peoples of Europe, the Middle East, or North Africa.

Source: Office of Institutional Research & Testing

ENROLLMENT

**ETHNIC DISTRIBUTION BY COLLEGE
FALL 2024**

<u>COLLEGE</u>	American Indian/ Native Alaskan	Asian	Black or African American	Hispanic or Latino	Int'l.	Native Hawaiian or Pacific Islander	Two or More Races	White	Un- reported	Total
<u>Arts, Sciences and Ed</u>										
Female	12	22	166	102	9	0	36	1,156	36	1,539
Male	2	12	100	30	9	0	25	382	15	575
Total	14	34	266	132	18	0	61	1,538	51	2,114
<u>Business</u>										
Female	17	18	171	98	16	0	35	792	27	1,174
Male	13	23	163	88	46	2	42	1,121	55	1,553
Total	30	41	334	186	62	2	77	1,913	82	2,727
<u>Engineering Tech</u>										
Female	4	3	10	16	2	0	1	173	12	221
Male	13	16	47	98	15	2	29	1,103	55	1,378
Total	17	19	57	114	17	2	30	1,276	67	1,599
<u>Health Professions</u>										
Female	17	27	139	93	3	1	27	934	39	1,280
Male	0	1	18	14	1	0	5	89	3	131
Total	17	28	157	107	4	1	32	1,023	42	1,411
<u>Kendall</u>										
Female	1	16	25	41	3	0	22	311	36	455
Male	1	2	10	11	3	0	7	100	6	140
Total	2	18	35	52	6	0	29	411	42	595
<u>Optometry</u>										
Female	1	2	0	1	19	0	0	45	23	91
Male	0	1	1	1	8	0	2	27	16	56
Total	1	3	1	2	27	0	2	72	39	147
<u>Pharmacy</u>										
Female	1	13	6	5	2	0	7	164	41	239
Male	0	6	2	7	3	0	4	96	17	135
Total	1	19	8	12	5	0	11	260	58	374
<u>Professional & Tech Studies</u>										
Female	0	1	7	2	0	0	0	14	1	25
Male	0	0	3	3	0	0	1	12	0	19
Total	0	1	10	5	0	0	1	26	1	44
<u>University College</u>										
Female	5	9	38	24	1	0	1	420	30	528
Male	1	9	39	24	1	0	9	317	20	420
Total	6	18	77	48	2	0	10	737	50	948
<u>University Totals</u>										
Total Female	58	111	562	382	55	1	129	4,009	245	5,552
Total Male	30	70	383	276	86	4	124	3,247	187	4,407
Total	88	181	945	658	141	5	253	7,256	432	9,959

Source: Office of Institutional Research & Testing

FALL ENROLLMENT BY PROGRAM

ARTS, SCIENCES AND EDUCATION	2021/22			2022/23			2023/24			2024/25		
	ON	OFF	OL	ON	OFF	OL	ON	OFF	OL	ON	OFF	OL
*COLLEGE OF ARTS, SCIENCES AND EDUCATION												
Integrative Studies AA	10		3	36		6	26		2	22		7
Integrative Studies BS	63	1	35	63		37	72	0	48	82		34
Undeclared	6			3			0			0		
PROGRAM LOCATION TOTAL	79	1	38	102	0	43	98	0	50	104	0	41
DEPARTMENT TOTAL	118			145			148			145		

BIOLOGY												
Biology BS	28			159			230			260		
Biology/Environmental Biology BS	40			23			10			4		
Biology/Forensic Biology BS	29			23			15			11		
Biology/Pre-Dentistry BS	17			15			3			3		
Biology/Pre-Medicine BS	53			28			13			7		
Biology/Pre-Optometry BS	78			43			17			3		
Biology/Pre-Pharmacy BS	9			3			0			0		
Biology/Pre-Physician Assnt. BS	4			4			2			2		
Biology/Pre-Physical Therapy BS	26			19			10			4		
Biology/Pre-Veterinary Medicine BS	25			15			8			2		
Biotechnology BS	27			31			30			21		
Pre-Science AS	129			118			105			95		
PROGRAM LOCATION TOTAL	465	0	0	481	0	0	443	0	0	412	0	0
DEPARTMENT TOTAL	465			481			443			412		

ENGLISH, LITERATURE & WORLD LANGUAGES												
English BA	18			22			21			13		
Journalism & Technical Communication BS	19			12			13			8		
Liberal Arts AA	47			37			23			25		
Spanish for the Professions BS	6			5			4			4		
Technical & Professional Communication BS	9			6			8			5		
Technical & Professional Comm. Multimedia BS	1			0			1			0		
Technical Writing CERT										1		
PROGRAM LOCATION TOTAL	100	0	0	82	0	0	70	0	0	56	0	0
DEPARTMENT TOTAL	100			82			70			56		

HUMANITIES												
Applied Speech Communication AA	5			2			0			0		
Applied Speech Communication BS	2			0			0			0		
Communication Studies AA	16			18			25			29		
Communication Studies BS	8			12			17			14		
History BA	19			14			16			14		
Social Justice BS	2			3			3			1		
Sports Communication BS	57			48			52			56		
Sports Communication CERT	1			0			2			0		
PROGRAM LOCATION TOTAL	110	0	0	97	0	0	115	0	0	114	0	0
DEPARTMENT TOTAL	110			97			115			114		

ENROLLMENT

FALL ENROLLMENT BY PROGRAM

ARTS, SCIENCES AND EDUCATION	2021/22			2022/23			2023/24			2024/25		
	ON	OFF	OL	ON	OFF	OL	ON	OFF	OL	ON	OFF	OL
MATHEMATICS												
Actuarial Science BS	17			15			10			9		
Applied Mathematics BS	8			3			2			1		
Applied Mathematics/Computer Science BS	15			16			22			15		
Pre-Engineering AS	1			1			0			2		
<i>PROGRAM LOCATION TOTAL</i>	41	0	0	35	0	0	34	0	0	27	0	0
<i>DEPARTMENT TOTAL</i>	41			35			34			27		

PHYSICAL SCIENCES												
Biochemistry BA				1			0			1		
Biochemistry BS	6			13			7			9		
Chemistry BA	11			13			9			7		
Industrial Chemistry BS	9			9			9			12		
Industrial Chemistry Technology AAS	3			3			2			1		
Industrial Chemistry Technology CERT	1			1			0			0		
Natural Science AS	1			1			3			5		
Pre-Pharmacy AS	157			52			8			0		
Pre-Pharmacy AAS				71			114			94		
<i>PROGRAM LOCATION TOTAL</i>	188	0	0	164	0	0	152	0	0	129	0	0
<i>DEPARTMENT TOTAL</i>	188			164			152			129		

SCHOOL OF EDUCATION												
Adv CTE Administration				1			1			0		
Advanced Workforce Development						1			1			0
Art Education NDCT-K	1			0			0			0		
Biology Education BS	16			16			13			10		
Busn Mgmt Mktg Tech Teaching BS	3			5			3			8		
Career Tech Education Post Sec Admn MTE	2			5			3			6		
Career Tech Education Train Dev MTE	2			3			2			3		
Career & Technical Education Instructor MTE	13	1		16	1		23	0		17	0	
Certification English Education NCT							1			1		
Certification Elementary Education NDCT					1		1	0		1	1	
Certification Graduate NDCT	1			18	1		23	0		25	0	
Certification - Math Education NDCT	2			1			0			0		
Certification Social Studies CERT	1			0			0			0		
Certification Undergraduate NDCT				2	1		2	1		3	1	
Chemistry Education BS	4			1			2			2		
Curriculum & Instruction Administrative MED				1			0			0		
Curriculum & Instruction Special Needs MED	8	1		11	0		13	0		13	0	
Curriculum & Instruction Subject Area MED	3	1		4	0		1	0		2	0	
Early Childhood Education AAS	19			22			25			27		
Early Childhood Education BS	29	60		25	58		18	62		28	74	
Educational Leadership MS	7			13			11			9		
Elementary Education BS	135	131		136	119		124	87		193	109	
English Education BS	26			26			32			38		
Geography Education BS							1			1		
History Education BS	4			4			1			0		

FALL ENROLLMENT BY PROGRAM

ARTS, SCIENCES AND EDUCATION	2021/22			2022/23			2023/24			2024/25		
	ON	OFF	OL	ON	OFF	OL	ON	OFF	OL	ON	OFF	OL
SCHOOL OF EDUCATION - Continued												
Mathematics Education BS	22			17			18			20		
Mathematics Education CERT							1			1		
Political Science Education BS	1			0			0			0		
Pre-Teaching Elementary AA	38			36			40			46		
Pre-Teaching Secondary AA	34			31			32			32		
Pro-Mo-Ted-Technical Education BS			8		6			23		1		28
Social Studies Education BS	45	1		46	0		53	2		44	4	
Social Studies/Elementary BS		7			2			1			0	
Technical Education BS					4	1	1	1	1	1	3	1
<i>PROGRAM LOCATION TOTAL</i>	416	202	8	440	187	8	445	154	25	532	192	29
<i>DEPARTMENT TOTAL</i>	626			635			624			753		
SOCIAL & BEHAVIORAL SCIENCES												
Political Science BS	9			4			1			0		
Psychology AA	45			71			56			62		
Psychology BS	148			159			153			135		
Sociology BA	4			1			0			0		
<i>PROGRAM LOCATION TOTAL</i>	206	0	0	235	0	0	210	0	0	197	0	0
<i>DEPARTMENT TOTAL</i>	206			235			210			197		
SOCIAL WORK												
Master of Social Work MSW	37	35		43	30		47	30	6	31	20	31
Social Work AA	79			82			78			70		
Social Work BSW	127	30		104	27		105	22		111	18	
<i>PROGRAM LOCATION TOTAL</i>	243	65	0	229	57	0	230	52	6	212	38	31
<i>DEPARTMENT TOTAL</i>	308			286			288			281		
<i>COLLEGE LOCATION TOTAL</i>	1,848	268	46	1,865	244	51	1,797	206	81	1,783	230	101
<i>COLLEGE TOTAL</i>	2162			2160			2,084			2,114		

Source: Office of Institutional Research & Testing

ENROLLMENT

FALL ENROLLMENT BY PROGRAM

BUSINESS	2021/22			2022/23			2023/24			2024/25		
	ON	OFF	OL	ON	OFF	OL	ON	OFF	OL	ON	OFF	OL
ACCOUNTANCY, FINANCE & INFORMATION SYSTEMS												
Accountancy AAS	20			15			12			23		
Accountancy BS	54	49		44	36		49	31		43	30	
Accountancy/Computer Info Systems BS	0			2			2			2		
Accountancy/Finance BS	28			25			26			23		
Advanced Studies Business Intelligence CERT	1			0			0			0		
Advanced Studies Project Mgmt CERT	1			0		1	0		0	0		0
Advanced Studies Investment CERT				1			0		0	0		
Artificial Intelligence BS				5			9			13		
Business Intelligence CERT												1
Computer Information Systems AAS	15			21			23			22		
Computer Information Systems BS	53	31		45	21		37	24		34	22	
Computer Information Technology AAS				5			10			13		
Computer Information Technology BS	47	35		43	40		34	40		33	26	
Computerized Business Apps CERT	1			0			0			1		
Cybersecurity CERT	1		0	0		1	0		0	0		1
Digital Forensics/Cybersecurity CERT				1			0			0		
Finance BS	47			56			61			53		
Information Security & Intelligence AAS	6			10			7			10		
Information Security & Intelligence BS	110	3	11	113	0	16	100	0	20	79		20
Information Security & Intelligence MISI	13		13	11		15	14		8	9		8
Info Sys Assur, Strat, & Gover CERT												1
Project Management BS	5		10	5		13	10		15	15		16
Project Management CERT	2		4	0		1	0		2	0		1
PROGRAM LOCATION TOTAL	404	118	38	402	97	47	394	95	45	373	78	48
DEPARTMENT TOTAL	560			546			534			499		

CRIMINAL JUSTICE												
Criminal Justice AA	211			217			237			226		
Criminal Justice Corrections BS	18			17			14			12		
Criminal Justice Generalist BS	80	331		88	239		72	181		84	158	
Criminal Justice Law Enforcement BS	73			46	1		36	3		30	1	
Master of Criminal Justice Administration MSCJ	29	5		29	3		26	2		11	1	5
PROGRAM LOCATION TOTAL	411	336	0	397	243	0	385	186	0	363	160	5
DEPARTMENT TOTAL	747			640			571			528		

MANAGEMENT												
Advanced Study Design/Innovation CERT	0			1			0			0		
Business Admin w/ Professional Tracks BS	21	23	35	14	17	26	19	9	29	9	15	29
Business Administration BS	228	113	96	290	96	94	284	79	94	284	59	84
Business Administration w/ Legal Studies BS	0			0			0			0		
Business Administration/Aviation BS		5			4			1			1	
Economics BS				1			13			15		
General Business AAS	141			146			174			145		
Human Resource Management BS	27	9		23	7		26	7		28	8	3
Human Resource Management CERT	2		1	1		2	2		1	2		1
Leadership and Supervision CERT	0		1	2		0	1		0	1		0
Manufacturing Operations Mgmt CERT										1		
Master of Business Administration MBA	3		45	9		32	9		43	4		69
Operations & Supply Management BS	12			17			14			16		

FALL ENROLLMENT BY PROGRAM

BUSINESS	2021/22			2022/23			2023/24			2024/25		
	ON	OFF	OL	ON	OFF	OL	ON	OFF	OL	ON	OFF	OL
MANAGEMENT - Continued												
Real Estate CERT										1		
Risk Management and Insurance BS	18			16		5	10		5	9		5
Small Business Management CERT	2			1			1			1		
PROGRAM LOCATION TOTAL	454	150	178	521	124	159	553	96	172	516	83	191
DEPARTMENT TOTAL	782			804			821			790		

MARKETING												
Advanced Studies in Data Analytics CERT									1	1		1
Advertising/Integrative Marketing Comm BS	0			1			0			0		
Business Data Analytics BS	20			18			16			11		
Business to Business Marketing CERT	2			0			0			0		
Data Science and Analytics MS						7	6		12	15		13
Design BS	35			45			47			43		
Digital Marketing CERT			1			0			0			0
Direct Marketing CERT	0			1			0			0		
Graphic Communication AAS	13			9			8			10		
Graphic Design BS	22			13			2			0		
Graphic Media Management BS	19			15			21			22		
*Hospitality Management BS							3			18		
Marketing AAS	63		1	68		1	73		2	68		5
Marketing CERT				1			0			1		
Marketing BS	106			113			101			100		
Marketing Research CERT	0			0			0			0		
*Music & Entertainment Business BS							15			22		
*PGA Golf Management BS							21			57		
*Professional Tennis Management BS							6			14		
Public Relations BS	14			13			16			16		
*Restaurant & Food Industry Mgmt AAS							4			8		
PROGRAM LOCATION TOTAL	294	0	2	297	0	8	339	0	15	406	0	19
DEPARTMENT TOTAL	296			305			354			425		

SCHOOL OF DIGITAL MEDIA												
Digital Animation & Game Design BAS	200	75		196	71		193	59		181	56	
Digital Media Software Engineering BS	6	16	12	9	17	14	15	12	16	17	13	17
Digital Media AS	65			59			67			65		
Professional Esports Production BS							7		2	8		4
Television & Digital Media Production BS	61			63			51			52		
PROGRAM LOCATION TOTAL	332	91	12	327	88	14	333	71	18	323	69	21
DEPARTMENT TOTAL	435			429			422			413		

SPORTS, ENTERTAINMENT, & HOSPITALITY MANAGEMENT												
Event Management CERT	1			0			0			0		
*Hospitality Management BS	53	13		40	12		22	3		10		
*Music & Entertainment Business BS	43			43			27			13		
*PGA Golf Management BS	97			86			63			44		
Professional Brew Management AAS	1			1			0			0		
Professional Esport Production BS				1		1	0		0	0		0
*Professional Tennis Management BS	25			20			11			4		

*Fall 2023 & Fall 2024 Students were enrolled in both the Marketing & Sports, Entertainment & Hospitality Management Departments.

FALL ENROLLMENT BY PROGRAM

BUSINESS	2021/22			2022/23			2023/24			2024/25		
	ON	OFF	OL	ON	OFF	OL	ON	OFF	OL	ON	OFF	OL
SPORTS, ENTERTAINMENT, & HOSPITALITY MANAGEMENT - Continued												
*Restaurant & Food Industry Mgmt AAS	10			11			5			1		
Restaurant & Food Industry Mgmt CERT							1			0		
<i>PROGRAM LOCATION TOTAL</i>	230	13	0	202	12	1	129	3	0	72	0	0
<i>DEPARTMENT TOTAL</i>	243			215			132			72		
<i>COLLEGE LOCATION TOTAL</i>	2,125	708	230	2,146	564	229	2,133	451	250	2,053	390	284
<i>COLLEGE TOTAL</i>	3,063			2,939			2,834			2,727		

*Fall 2023 & Fall 2024 Students were enrolled in both the Marketing & Sports, Entertainment & Hospitality Management Departments.

Source: Office of Institutional Research & Testing

FALL ENROLLMENT BY PROGRAM

ENGINEERING TECHNOLOGY	2021/22			2022/23			2023/24			2024/25		
	ON	OFF	OL	ON	OFF	OL	ON	OFF	OL	ON	OFF	OL
ARCHITECTURAL TECHNOLOGY & FACILITY MANAGEMENT												
Architectural Technology AAS	86			92			79			69		
Architecture & Sustainability BS	32			38			37			43		
Facilities Management BS	23			14			9			12		
Facilities Management CERT												1
<i>PROGRAM LOCATION TOTAL</i>	141	0	0	144	0	0	125	0	0	124	0	1
<i>DEPARTMENT TOTAL</i>	141			144			125			125		

AUTOMOTIVE												
Automotive Engineering Technology BS	125			123			137			119		
Automotive Management BS	26	0	0	18	0	3	19	0	2	15	0	0
Automotive Management (2+2) BS	7	0	13	7	1	12	8	1	16	4	0	9
Automotive Service Technology AAS	46			41			49			64		
<i>PROGRAM LOCATION TOTAL</i>	204	0	13	189	1	15	213	1	18	202	0	9
<i>DEPARTMENT TOTAL</i>	217			205			232			211		

CONSTRUCTION TECHNOLOGY & MANAGEMENT												
Building Construction Technology AAS	171			175			186			216		
Civil Eng Tech- Hwy Emphasis AAS	14			14			9			13		
Construction Administration CERT		2			2			0			0	
Construction Management BS	72	11		74	8		55	8		71	1	
<i>PROGRAM LOCATION TOTAL</i>	257	13	0	263	10	0	250	8	0	300	1	0
<i>DEPARTMENT TOTAL</i>	270			273			258			301		

ELECTRONICS/CNS												
Computer Networks & Systems BS	25			19			11			9		
Electrical/Electronics Engineering Tech BS	18			17			14			0		
Industrial Electronics Technology AAS	40			39			7			0		
Electronic Automation Eng Tech BS										4		
Industrial Automation Eng Tech AAS										4		
<i>PROGRAM LOCATION TOTAL</i>	83	0	0	75	0	0	32	0	0	17	0	0
<i>DEPARTMENT TOTAL</i>	83			75			32			17		

HEAVY EQUIPMENT												
Heavy Equipment Service Engineering BS	20			15			16			15		
Heavy Equipment Technology AAS	37			59			60			66		
<i>PROGRAM LOCATION TOTAL</i>	57	0	0	74	0	0	76	0	0	81	0	0
<i>DEPARTMENT TOTAL</i>	57			74			76			81		

HVACR												
HVACR Eng. Tech. & Energy Mgmt. BS	36		68	41		74	50		61	36		58
HVACR Technology AAS	64			58			56			66		
<i>PROGRAM LOCATION TOTAL</i>	100	0	68	99	0	74	106	0	61	102	0	58
<i>DEPARTMENT TOTAL</i>	168			173			167			160		

ENROLLMENT

FALL ENROLLMENT BY PROGRAM

ENGINEERING TECHNOLOGY	2021/22			2022/23			2023/24			2024/25		
	ON	OFF	OL	ON	OFF	OL	ON	OFF	OL	ON	OFF	OL
MANUFACTURING ENGINEERING TECHNOLOGY												
Basic CNC Programming & Machine Operation CER	0			1			0			0		
Engineering Technology AAS							21			45		
Industrial Technology & Mgmt BAS		54			67			68			55	7
Lean Technology		1		1	1		0	0		0	0	
Manufacturing Engineering Technology BS	38	63		41	50		24	44		17	39	
Manufacturing Technology AAS	24			23			33			31		
Product Design CERT							1			0		
Quality Technology CERT	1	1		0	1		0	0		0	0	
<i>PROGRAM LOCATION TOTAL</i>	63	119	0	66	119	0	79	112	0	93	94	7
<i>DEPARTMENT TOTAL</i>	182			185			191			194		
MECHANICAL DESIGN												
Mechanical Engineering Technology AAS	108			84			90			85		
Mechanical Engineering Technology BS	60			60			58			57		
Product Design Engineering Technology BS	52	17		51	16		46	19		43	13	
<i>PROGRAM LOCATION TOTAL</i>	220	17	0	195	16	0	194	19	0	185	13	0
<i>DEPARTMENT TOTAL</i>	237			211			213			198		
PLASTICS & RUBBER												
Plastics Engineering Technology BS	40			30			26			15		
Plastics/Polymer Eng Tech AAS	52			35			30			30		
Rubber Engineering Technology BS	1			2			0			1		
<i>PROGRAM LOCATION TOTAL</i>	93	0	0	67	0	0	56	0	0	46	0	0
<i>DEPARTMENT TOTAL</i>	93			67			56			46		
SURVEYING												
Surveying Engineering BS	32			22			18			30		
Surveying Technology AAS	13			8			18			20		
<i>PROGRAM LOCATION TOTAL</i>	45	0	0	30	0	0	36	0	0	50	0	0
<i>DEPARTMENT TOTAL</i>	45			30			36			50		
WELDING ENGINEERING TECHNOLOGY												
Welding Engineering Technology BS	110			110			94			99		
Welding Technology AAS	130			113			122			117		
<i>PROGRAM LOCATION TOTAL</i>	240	0	0	223	0	0	216	0	0	216	0	0
<i>DEPARTMENT TOTAL</i>	240			223			216			216		
<i>COLLEGE LOCATION TOTAL</i>	1,503	149	81	1,425	146	89	1,383	140	79	1,416	108	75
<i>COLLEGE TOTAL</i>	1,733			1,660			1,602			1,599		

Source: Office of Institutional Research & Testing

FALL ENROLLMENT BY PROGRAM

HEALTH PROFESSIONS	2021/22			2022/23			2023/24			2024/25		
	ON	OFF	OL	ON	OFF	OL	ON	OFF	OL	ON	OFF	OL
DENTAL HYGIENE & PUBLIC HEALTH												
Dental Hygiene AAS	181			237			56			25		
Dental Hygiene BS			27			22			9			4
Master of Public Health MPH			21			11			8			1
Public Health BS	13			3			0			0		
<i>PROGRAM LOCATION TOTAL</i>	194	0	48	240	0	33	56	0	17	25	0	5
<i>DEPARTMENT TOTAL</i>	242			273			73			30		
DIAGNOSTIC, LAB-THERAPEUTIC SCIENCE												
Dental Hygiene AAS				19			193			212		
Dental Hygiene BS						4	1		10	0		14
Diagnostic Medical Sonography AAS	82			102			134			143		
Medical Laboratory Science BS	55			48			45			36		
Medical Laboratory Technology AAS	9			1			0			0		
Nuclear Medicine Technology BS	11	34		6	38		21	22		35	2	
Radiography AAS	95			92			119			147		
Respiratory Care AAS	6			0			0			0		
Respiratory Therapy BS	2		14	1		13	0		4	0		0
Vascular Ultrasound CERT			1			0			0			0
<i>PROGRAM LOCATION TOTAL</i>	260	34	15	269	38	17	513	22	14	573	2	14
<i>DEPARTMENT TOTAL</i>	309			324			549			589		
HEALTH ADMIN & HEALTH INFORMATION												
Allied Health Science AAS	175			156			158			240		
Allied Health Science BS	59		40	55		35	48		22	48		20
Gerontology CERT			1			1			1			0
Health Care Systems Admin BS	54	15		47	10		43	6		36	5	
Health Information Management BS	18	3	11	23	0	7	19	0	7	9	0	6
Health Information Technology AAS	19			14			7			10		4
Long Term Care CERT			33	1		20	0		17	0		15
Master of Healthcare Admin MHA			45			41			33			26
Master of Public Health MPH						1			4			9
<i>PROGRAM LOCATION TOTAL</i>	325	18	130	296	10	105	275	6	84	343	5	80
<i>DEPARTMENT TOTAL</i>	473			411			365			428		
SCHOOL OF NURSING												
Doctor of Nursing Practice DNP			3			1			6			6
Master of Science in Nursing MSN			89			76			46			41
Nursing BS	0	2	94	0	0	52	0	1	39	0	31	42
Nursing BSN	221			233			249			244		
Nursing Education CERT			1			1			0			0
<i>PROGRAM LOCATION TOTAL</i>	221	2	187	233	0	130	249	1	91	244	31	89
<i>DEPARTMENT TOTAL</i>	410			363			341			364		
<i>COLLEGE LOCATION TOTAL</i>	1,000	54	380	1,038	48	285	1,093	29	206	1,185	38	188
<i>COLLEGE TOTAL</i>	1,434			1,371			1,328			1,411		

Source: Office of Institutional Research & Testing

ENROLLMENT

FALL ENROLLMENT BY PROGRAM

KENDALL	2021/22			2022/23			2023/24			2024/25		
	KEN	OFF	OL	KEN	OFF	OL	KEN	OFF	OL	KEN	OFF	OL
DESIGN STUDIES												
Collaborative Design BFA	12			7			8			9		
Design AFA	7			28			39			58		
Digital Art and Design BFA	82			80			97			108		
Digital Media BFA	2			1			0			0		
Furniture Design BFA	8			3			0			0		
Graphic Design BFA	100			85			78			77		
Illustration BFA	96			85			69			69		
Industrial Design BFA	14			5			2			0		
Interior Design BFA	60			49			51			69		
Life Sci & Pre-Med Illustration	5			8			6			10		
Master of Architecture MARCH	11			15			17			19		
Master of Arts Design MA	3			1			2			3		
Medical Illustration BFA	12			7			3			1		
Metals/Jewelry Design BFA	3			2			1			0		
Product Design BFA	16			24			29			19		
Special Program NDSP	4			2			3			0		
Visual and Critical Studies	2			2			0			0		
<i>PROGRAM LOCATION TOTAL</i>	437	0	0	404	0	0	405	0	0	442	0	0
<i>DEPARTMENT TOTAL</i>	437			404			405			442		
FINE ARTS/FOUNDATION												
Art Education BFA	11			4			0			0		
Drawing BFA	11			12			18			4		
Fashion Studies BFA	37			40			41			34		
Fine Arts Painting MFA	11			7			6			3		
Painting BFA	10			9			12			3		
Photography BFA	29			17			21			22		
Printmaking BFA	3			0			0			0		
Sculpture/Functional Art BFA	9			7			8			2		
Studio Arts AFA							3			8		
Studio Arts BFA							2			23		
Undecided BFA	7			5			7			3		
<i>PROGRAM LOCATION TOTAL</i>	128	0	0	101	0	0	118	0	0	102	0	0
<i>DEPARTMENT TOTAL</i>	128			101			118			102		
LIBERAL ARTS & SCIENCES/ARTS HISTORY												
Art History	1			2			0			1		
Art History Academic Option BA	2			1			3			1		
Art History Academic Option BS				1			0			0		
Art History Studio Option BA	2			1			2			4		
Master of Art Education	4			0			0			0		
<i>PROGRAM LOCATION TOTAL</i>	9	0	0	5	0	0	5	0	0	6	0	0
<i>DEPARTMENT TOTAL</i>	9			5			5			6		
Fast Track NDUG												
<i>PROGRAM LOCATION TOTAL</i>	56			55			49			45		
<i>DEPARTMENT TOTAL</i>	56			55			49			45		
<i>COLLEGE LOCATION TOTAL</i>	630			565	0	0	577	0	0	595	0	0
<i>COLLEGE TOTAL</i>	630			565			577			595		

Source: Office of Institutional Research & Testing

FALL ENROLLMENT BY PROGRAM

MICHIGAN COLLEGE OF OPTOMETRY	2021/22			2022/23			2023/24			2024/25		
	ON	OFF	OL	ON	OFF	OL	ON	OFF	OL	ON	OFF	OL
OPTOMETRY												
Optometry OD	146			144			144			147		
<i>PROGRAM LOCATION TOTAL</i>	146	0	0	144	0	0	144	0	0	147	0	0
<i>DEPARTMENT TOTAL</i>	146			144			144			147		
<i>COLLEGE LOCATION TOTAL</i>	146	0	0	144	0	0	144	0	0	147	0	0
<i>COLLEGE TOTAL</i>	146			144			144			147		

FALL ENROLLMENT BY PROGRAM

PHARMACY	2021/22			2022/23			2023/24			2024/25		
	ON	OFF	OL	ON	OFF	OL	ON	OFF	OL	ON	OFF	OL
PHARMACY												
Pharmacy PD	473			437			378			374		
<i>PROGRAM LOCATION TOTAL</i>	473	0	0	437	0	0	378	0	0	374	0	0
<i>DEPARTMENT TOTAL</i>	473			437			378			374		
<i>COLLEGE LOCATION TOTAL</i>	473	0	0	437	0	0	378	0	0	374	0	0
<i>COLLEGE TOTAL</i>	473			437			378			374		

FALL ENROLLMENT BY PROGRAM

PROFESSIONAL & TECHNOLOGICAL STUDIES	2021/22			2022/23			2023/24			2024/25		
	ON	OFF	OL	ON	OFF	OL	ON	OFF	OL	ON	OFF	OL
COLLEGE OF PROFESSIONAL & TECHNOLOGICAL STUDIES												
Community College Leadership EDD	35	42		46	29		42	9		33	11	
<i>PROGRAM LOCATION TOTAL</i>	35	42	0	46	29	0	42	9	0	33	11	0
<i>DEPARTMENT TOTAL</i>	77			75			51			44		
<i>COLLEGE LOCATION TOTAL</i>	35	42	0	46	29	0	42	9	0	33	11	0
<i>COLLEGE TOTAL</i>	77			75			51			44		

Source: Office of Institutional Research & Testing

ENROLLMENT

FALL ENROLLMENT BY PROGRAM

UNIVERSITY COLLEGE	2021/22			2022/23			2023/24			2024/25		
	ON	OFF	OL	ON	OFF	OL	ON	OFF	OL	ON	OFF	OL
DEVELOPMENTAL PROGRAM & CURRICULUM												
Community Leadership AA				1			0			18		
General Studies AA	269			172			124			99		
Ready For Life Academy NDUG	5			11			11			15		
<i>PROGRAM LOCATION TOTAL</i>	274	0	0	184	0	0	135	0	0	132	0	0
<i>DEPARTMENT TOTAL</i>	274			184			135			132		
UNIVERSITY COLLEGE												
Fast Track NDUG	351			521			768			807		
Non-Degree Undergraduate	18			16			17			9		
<i>PROGRAM LOCATION TOTAL</i>	369	0	0	537	0	0	785	0	0	816	0	0
<i>DEPARTMENT TOTAL</i>	369			537			785			816		
<i>COLLEGE LOCATION TOTAL</i>	643	0	0	721	0	0	920	0	0	948	0	0
<i>COLLEGE TOTAL</i>	643			721			920			948		

Source: Office of Institutional Research & Testing

First Time in Any College (FTIAC) Student Profile
Fall Enrollment

Total FTIAC										
	2015	2016	2017	2018	2019	2020	2021	2022	2023	2024
Total	1,976	1,834	1,827	1,888	1,897	1,544	1,410	1,749	1,606	1,689

FTIAC by Gender										
	2015	2016	2017	2018	2019	2020	2021	2022	2023	2024
Female	1,014	961	937	1,012	996	826	709	974	872	954
Male	962	873	890	876	901	718	701	775	734	735

FTIAC by Ethnicity										
	2015	2016	2017	2018	2019	2020	2021	2022	2023	2024
American Indian/Alsk Nat	5	7	7	8	10	9	4	25	17	11
Asian	28	35	24	19	15	13	14	24	21	13
Black	200	161	169	198	238	178	124	209	241	264
Hispanic	106	112	121	136	134	94	99	122	119	129
International	43	25	22	24	16	10	19	20	21	23
Native Hawaiian/Pac Isla	2	1	1	3	0	0	1	0	2	0
Two or More Races	84	84	83	97	86	70	36	31	42	36
White	1,501	1,396	1,384	1,396	1,390	1,161	1,060	1,246	1,082	1,145
Unreported	7	13	16	7	8	9	53	72	61	68

FTIAC by Full-Time and Part-Time										
	2015	2016	2017	2018	2019	2020	2021	2022	2023	2024
Full-Time	1,924	1,792	1,778	1,839	1,872	1,496	1,359	1,706	1,576	1,658
Part-Time	52	42	49	49	25	48	51	43	30	31

FTIAC by Campus										
	2015	2016	2017	2018	2019	2020	2021	2022	2023	2024
On-Campus	1,813	1,671	1,696	1,766	1,810	1,459	1,341	1,652	1,499	1,570
Off-Campus	32	21	23	23	14	6	5	9	9	9
On-Line	0	0	1	0	0	3	3	8	2	7
Kendall	131	142	107	99	73	76	61	80	96	103

FTIAC by Average HSGPA, ACT and SAT										
	2015	2016	2017	2018	2019	2020	2021	2022	2023	2024
HSGPA	3.24	3.26	3.27	3.27	3.30	3.33	3.33	3.31	3.27	3.30
ACT COMP	21.65	21.85	22.26	22.54	21.98	22.13	22.68	21.53	21.05	22.50
SAT Total**			1,056.52	1,055.57	1,050.60	1,044.83	1,046.61	1,037.13	1,011.52	1,015.54
SAT Math**			537.20	534.48	525.43	521.17	516.89	516.15	513.20	518.85
SAT Read/Write**			522.84	525.39	530.08	527.56	530.95	523.90	498.70	497.31

**Fall 2017 SAT became Michigan's required test for high school students.

ENROLLMENT

First Time in Any College (FTIAC) Student Profile
Fall Enrollment by Michigan County

MI County	2020	2021	2022	2023	2024
Alcona	3	3	0	1	0
Alger	3	1	3	2	0
Allegan	21	25	38	32	25
Alpena	4	3	0	6	2
Antrim	7	5	8	7	13
Arenac	2	2	2	2	4
Baraga	0	0	1	1	1
Barry	18	18	21	20	17
Bay	5	7	17	11	14
Benzie	4	9	3	7	1
Berrien	27	20	18	17	23
Branch	6	3	2	3	0
Calhoun	18	10	16	10	12
Cass	4	1	9	3	7
Charlevoix	7	11	7	6	6
Cheboygan	8	3	10	10	6
Chippewa	5	11	17	13	11
Clare	9	7	8	6	6
Clinton	17	18	19	16	20
Crawford	2	1	3	3	4
Delta	6	4	4	1	5
Dickinson	8	2	6	1	5
Eaton	15	21	20	15	7
Emmet	6	8	10	4	8
Genesee	41	32	38	33	48
Gladwin	5	8	4	3	8
Gogebic	1	0	1	1	0
Grand Traverse	19	24	23	19	11
Gratiot	10	7	12	10	14
Hillsdale	1	3	8	5	1
Houghton	2	2	4	3	0
Huron	8	12	5	17	15
Ingham	14	25	22	18	14
Ionia	20	23	24	19	16
Iosco	6	8	3	6	2
Iron	0	0	0	0	1
Isabella	13	10	17	20	15
Jackson	23	16	14	10	15
Kalamazoo	27	27	20	25	26
Kalkaska	6	4	4	7	6
Kent	178	203	229	225	254
Keweenaw	0	0	0	0	0

First Time in Any College (FTIAC) Student Profile
Fall Enrollment by Michigan County

MI County cont.	2020	2021	2022	2023	2024
Lake	7	5	7	13	10
Lapeer	10	9	9	16	6
Leelanau	2	3	4	6	1
Lenawee	6	0	5	7	8
Livingston	11	15	23	21	15
Luce	2	1	2	4	0
Mackinac	4	3	1	3	3
Macomb	40	36	77	44	57
Manistee	7	9	13	9	8
Marquette	10	4	2	6	2
Mason	8	6	13	6	12
Mecosta	64	66	53	52	60
Menominee	1	0	1	0	0
Midland	19	10	13	14	14
Missaukee	9	9	11	13	17
Monroe	4	3	6	7	6
Montcalm	33	33	50	30	47
Montmorency	1	3	1	1	1
Muskegon	51	44	78	77	60
Newaygo	52	36	43	53	58
Oakland	87	75	77	63	54
Oceana	18	19	23	10	19
Ogemaw	2	0	1	5	2
Ontonagon	0	1	1	1	0
Osceola	41	33	34	31	32
Oscoda	0	1	4	2	3
Otsego	8	4	5	5	7
Ottawa	100	85	117	108	101
Presque Isle	2	2	3	1	2
Roscommon	2	6	4	2	4
Saginaw	21	26	36	33	27
Sanilac	7	6	13	9	9
Schoolcraft	1	1	4	0	2
Shiawassee	11	11	11	7	13
St. Clair	15	8	17	12	17
St. Joseph	2	5	7	2	8
Tuscola	10	11	14	8	13
Van Buren	9	11	8	11	19
Washtenaw	22	14	20	20	14
Wayne	105	67	103	134	155
Wexford	31	20	23	27	26
Total	1,414	1,298	1,607	1,491	1,555

**First Time in Any College (FTIAC) Student Profile
Fall Enrollment by Top 20 High Schools and Top 20 Majors**

High School	2024
Rockford Senior High School	31
Big Rapids High School	23
Cedar Springs High School	21
Cadillac High School	18
Sparta High School	18
Tri-County High School	18
Newaygo High School	17
McBain High School	15
Reed City High School	15
Fremont High School	14
Greenville Senior High School	14
Northview High School	14
West Ottawa High School	14
Coopersville High School	13
Grandville High School	13
Spring Lake High School	13
Alma High School	12
Miscellaneous High School	12
Lee High School	11
White Cloud High School	11

Major	2024
Criminal Justice	121
Allied Health Science	83
Biology	80
Dental Hygiene	71
Building Construction Tech	62
Nursing - BSN	60
General Studies	58
Business Administration	53
Diagnostic Medical Sonography	52
Psychology	47
General Business	44
Marketing	44
Welding Technology	44
Radiography	40
Pre-Science	40
Pre-Pharmacy	40
PGA Golf Management	36
Engineering Education	33
Elementary Education	31
Architectural Technology	31

First Time in Any College (FTIAC) Student Profile
Fall Enrollment by States and Countries

State	2024
Alaska	1
Colorado	1
District of Columbia	1
Florida	13
Hawaii	1
Iowa	3
Illinois	25
Indiana	24
Massachusetts	1
Maryland	2
Michigan	1,555
Minnesota	1
Missouri	2
North Carolina	1
New Jersey	1
New Mexico	1
Nevada	1
New York	1
Ohio	15
Pennsylvania	1
Tennessee	1
Texas	1
Virginia	4
Wisconsin	9

Country	2024
Afghanistan	1
Bahamas	1
Brazil	1
Canada	4
Ecuador	1
Greece	1
India	2
Lebanon	1
Netherlands	2
Norway	3
Nepal	2
Saudia Arabia	1
Switzerland	1
United States	1
Vietnam	1

Source: Office of Institutional Research & Testing

ENROLLMENT

**Transfer Student Profile
Fall Enrollment**

Total Transfer										
	2015	2016	2017	2018	2019	2020	2021	2022	2023	2024
Total	1,473	1,391	1,253	1,232	1,123	897	840	795	735	720

Transfer by Gender										
	2015	2016	2017	2018	2019	2020	2021	2022	2023	2024
Female	701	714	657	655	579	465	455	448	392	422
Male	772	677	596	577	544	432	385	347	343	298

Transfer by Ethnicity										
	2015	2016	2017	2018	2019	2020	2021	2022	2023	2024
American Indian/Alsk Nat	11	10	11	3	9	5	4	11	9	8
Asian	18	26	17	24	19	19	16	14	23	19
Black	108	108	105	107	86	70	66	52	54	68
Hispanic	92	71	85	68	66	57	61	47	59	54
International	36	26	36	29	22	9	10	8	13	5
Native Hawaiian/Pac Isla	2	2	1	0	1	1	0	2	0	1
Two or More Races	44	35	52	43	51	33	36	18	19	19
White	1,150	1,103	931	946	850	695	626	618	535	514
Unreported	12	10	15	12	19	8	21	25	23	32

Transfer by Full-Time and Part-Time										
	2015	2016	2017	2018	2019	2020	2021	2022	2023	2024
Full-Time	853	828	745	724	637	541	524	547	522	471
Part-Time	620	563	508	508	486	356	316	248	213	249

Transfer by Campus										
	2015	2016	2017	2018	2019	2020	2021	2022	2023	2024
On-Campus	699	706	647	633	578	481	486	470	405	454
Off-Campus	509	428	396	392	352	256	220	190	167	143
On-Line	158	155	131	125	134	106	75	79	93	67
Kendall	107	102	79	82	59	54	59	56	70	56

Transfer by Average HSGPA, ACT and SAT										
	2015	2016	2017	2018	2019	2020	2021	2022	2023	2024
HSGPA	3.07	3.12	3.10	3.13	3.17	3.22	3.29	3.30	3.28	3.29
ACT COMP	20.78	20.91	20.85	20.55	20.58	20.37	20.15	20.39	20.28	19.44
SAT Total**			1,030.00	1,048.10	1,047.26	1,054.19	1,056.58	1,035.97	1,059.52	1,030.82
SAT Math**			490.00	518	519.44	533.18	526.16	513.34	523.23	526.98
SAT Read/Write**			540.00	533	530.20	524.08	534.17	525.16	537.14	504.90

**Fall 2017 SAT became Michigan's required test for high school students.

Transfer Student Profile
Fall Enrollment by Michigan County

MI County	2020	2021	2022	2023	2024
Alcona	0	0	0	1	0
Alger	0	0	0	0	0
Allegan	8	10	3	10	6
Alpena	8	4	5	2	3
Antrim	2	7	6	7	3
Arenac	0	0	0	1	2
Baraga	1	0	1	0	0
Barry	6	4	7	7	2
Bay	8	13	8	13	6
Benzie	6	4	3	2	2
Berrien	20	15	13	22	13
Branch	4	3	2	2	1
Calhoun	5	8	4	6	6
Cass	9	16	11	1	11
Charlevoix	2	6	6	6	4
Cheboygan	1	3	1	3	5
Chippewa	1	2	0	1	2
Clare	5	5	2	9	2
Clinton	9	7	13	8	4
Crawford	1	1	0	1	0
Delta	1	2	0	1	0
Dickinson	0	3	0	0	2
Eaton	17	15	3	7	7
Emmet	4	3	5	2	4
Genesee	34	27	26	23	22
Gladwin	2	1	3	1	1
Gogebic	0	1	0	0	0
Grand Traverse	40	25	27	19	33
Gratiot	4	2	3	5	2
Hillsdale	2	0	0	2	1
Houghton	2	1	1	2	2
Huron	5	0	0	0	1
Ingham	25	20	18	11	17
Ionia	9	12	9	13	10
Iosco	1	0	1	1	2
Iron	1	1	0	0	0
Isabella	4	5	9	4	10
Jackson	11	8	8	1	8
Kalamazoo	11	11	13	11	8
Kalkaska	8	2	4	1	3
Kent	132	149	150	132	108
Lake	1	2	1	1	2

Transfer Student Profile
Fall Enrollment by Michigan County

MI County cont.	2020	2021	2022	2023	2024
Lapeer	12	6	6	5	6
Leelanau	4	6	4	2	4
Lenawee	1	4	0	3	2
Livingston	5	10	6	5	13
Luce	0	0	0	0	0
Mackinac	0	0	1	0	1
Macomb	41	31	35	22	26
Manistee	13	8	14	2	5
Marquette	4	1	1	4	1
Mason	20	9	14	14	16
Mecosta	17	16	23	25	21
Menominee	0	1	0	0	0
Midland	12	10	10	9	5
Missaukee	3	1	2	1	2
Monroe	1	1	2	1	0
Montcalm	13	22	20	10	21
Montmorency	1	0	0	0	2
Muskegon	41	35	32	35	38
Newaygo	12	8	15	21	16
Oakland	38	36	36	23	35
Oceana	7	8	4	7	3
Ogemaw	2	1	0	2	0
Ontonagon	0	0	0	0	0
Osceola	9	4	9	9	3
Oscoda	2	3	1	0	0
Otsego	6	3	2	0	2
Ottawa	35	40	40	36	30
Presque Isle	1	2	1	0	1
Roscommon	3	1	2	0	2
Saginaw	25	17	15	17	18
Sanilac	1	1	2	0	3
Schoolcraft	0	0	0	0	0
Shiawassee	6	12	3	8	0
St. Clair	26	7	12	12	16
St. Joseph	5	3	3	6	3
Tuscola	5	3	2	3	6
Van Buren	6	5	10	5	12
Washtenaw	4	3	3	5	8
Wayne	38	48	35	27	29
Wexford	7	13	10	6	4
Total	836	777	741	664	669

Transfer Student Profile
Fall Enrollment by Top 20 Majors

Major	2024
Elementary Education	81
Criminal Justice - Generalists	37
Business Administration	35
Early Childhood Education	28
Dental Hygiene	27
Building Construction Tech	24
Radiography	19
Integrative Studies	18
Interior Design	15
Allied Health Science	14
Social Work	14
Biology	13
Digital Animation Game Design	12
General Studies	12
Long Term Care	11
Nursing - BSN	11
Accountancy	11
Diagnostic Medical Sonography	11
Computer Information Systems	10
Welding Technology	10

Transfer Student Profile
Fall Enrollment by States and Countries

State	2024
California	3
Colorado	2
Florida	3
Illinois	8
Indiana	2
Kansas	1
Massachusetts	1
Maryland	2
Michigan	669
Minnesota	1
Montana	1
New Jersey	1
New York	2
Ohio	2
Oklahoma	1
Pennsylvania	3
Rhode Island	1
South Carolina	1
Texas	1
Virginia	1
Washington	3
Wisconsin	3

Country	2024
Australia	1
Costa Rica	1
Pakistan	1
Romania	1

Source: Office of Institutional Research & Testing

Graduate/Graduate Professional Admits Profile
Fall Enrollment

Total Graduate/Graduate Professional Admits										
	2015	2016	2017	2018	2019	2020	2021	2022	2023	2024
Total	352	322	341	305	324	278	248	283	271	273

Graduate/Graduate Professional Admits by Gender										
	2015	2016	2017	2018	2019	2020	2021	2022	2023	2024
Female	220	204	217	185	221	195	164	191	164	186
Male	132	118	124	120	103	83	84	92	107	87

Graduate/Graduate Professional Admits by Ethnicity										
	2015	2016	2017	2018	2019	2020	2021	2022	2023	2024
American Indian/Alsk Nat	2	1	2	3	5	2	0	5	1	5
Asian	5	8	7	9	11	7	6	11	8	10
Black	5	5	12	14	11	6	7	23	19	17
Hispanic	16	6	8	13	16	13	9	6	10	15
International	42	11	11	9	11	6	16	6	18	11
Native Hawaiian/Pac Isla	1	0	0	0	1	0	0	0	0	0
Two or More Races	3	9	4	7	10	6	7	10	7	7
White	198	214	225	190	210	186	148	173	197	205
Unreported	80	68	72	60	49	52	55	49	11	3

Graduate/Graduate Professional Admits by Full-Time and Part-Time										
	2015	2016	2017	2018	2019	2020	2021	2022	2023	2024
Full-Time	273	239	247	225	235	210	200	209	200	210
Part-Time	79	83	94	80	89	68	48	74	71	63

Graduate/Graduate Professional Admits by Campus										
	2015	2016	2017	2018	2019	2020	2021	2022	2023	2024
On-Campus	284	247	246	219	211	183	188	212	194	182
Off-Campus	25	19	23	17	33	21	13	15	15	9
On-Line	29	40	58	54	57	66	41	48	52	73
Kendall	14	16	14	15	23	8	6	8	10	9

**Graduate/Graduate Professional Admits Profile
Fall Enrollment by Michigan County**

MI County	2020	2021	2022	2023	2024
Alcona	0	1	2	0	0
Alger	0	0	0	0	0
Allegan	2	2	5	0	2
Alpena	2	0	1	0	1
Antrim	0	0	2	2	3
Arenac	0	1	1	0	0
Baraga	0	1	0	0	0
Barry	1	0	0	2	4
Bay	4	8	4	3	3
Benzie	1	3	0	2	1
Berrien	4	2	3	3	3
Branch	0	2	0	1	0
Calhoun	4	0	0	2	0
Cass	0	1	0	1	0
Charlevoix	0	2	1	1	3
Cheboygan	1	0	2	2	1
Chippewa	3	0	3	2	3
Clare	2	1	4	1	2
Clinton	2	1	2	1	3
Crawford	1	0	0	1	0
Delta	0	1	3	4	0
Dickinson	1	1	0	1	0
Eaton	8	5	4	4	4
Emmet	2	2	2	0	0
Genesee	5	12	9	4	5
Gladwin	0	0	0	0	0
Gogebic	0	0	0	0	0
Grand Traverse	13	12	13	14	10
Gratiot	0	1	0	0	2
Hillsdale	1	0	0	0	0
Houghton	1	3	3	3	1
Huron	0	3	3	2	3
Ingham	12	5	6	6	10
Ionia	0	4	3	3	2
Iosco	1	0	1	0	0
Iron	0	0	0	0	0
Isabella	5	7	4	3	1
Jackson	1	2	2	1	2
Kalamazoo	4	5	6	3	4
Kalkaska	0	1	0	2	1
Kent	46	24	29	22	39
Keweenaw	0	1	0	0	0

Graduate/Graduate Professional Admits Profile
Fall Enrollment by Michigan County

MI County cont.	2020	2021	2022	2023	2024
Lake	2	1	0	1	0
Lapeer	3	1	1	0	0
Leelanau	3	1	1	0	2
Lenawee	1	2	0	0	0
Livingston	1	0	1	2	3
Luce	0	0	0	0	0
Mackinac	1	0	0	0	0
Macomb	5	14	17	12	12
Manistee	3	1	0	3	5
Marquette	4	1	5	0	3
Mason	2	0	4	3	2
Mecosta	7	6	12	15	8
Menominee	0	0	0	0	0
Midland	4	1	2	0	2
Missaukee	0	1	2	1	0
Monroe	0	0	1	2	0
Montcalm	5	3	3	4	4
Montmorency	0	0	0	0	0
Muskegon	10	7	10	7	6
Newaygo	5	2	2	2	3
Oakland	11	6	16	11	12
Oceana	1	0	0	3	2
Ogemaw	0	0	1	1	0
Ontonagon	0	0	0	0	0
Osceola	3	8	4	4	9
Oscoda	0	0	0	0	0
Otsego	0	0	5	2	0
Ottawa	12	11	9	16	12
Presque Isle	0	2	1	0	1
Roscommon	1	2	0	1	0
Saginaw	11	7	9	9	12
Sanilac	0	1	0	2	1
Schoolcraft	0	0	0	0	0
Shiawassee	4	0	1	2	2
St. Clair	4	1	1	6	3
St. Joseph	1	0	1	1	3
Tuscola	2	1	3	0	1
Van Buren	2	0	1	0	1
Washtenaw	3	2	4	1	5
Wayne	13	14	16	16	9
Wexford	3	2	7	3	8
Total	254	212	258	226	244

**Graduate/Graduate Professional Admits Profile
Fall Enrollment by Top 20 Majors**

Major	2024
Pharmacy	101
Master of Social Work	48
Optometry	37
Master of Business Administration	17
Master of Science in Nursing	11
Criminal Justice Admin	10
Master of Architecture	8
Data Science and Analytics	6
Info Security and Intellgence	6
Certification- Graduate	5
Master of Public Health	4
Master of Healthcare Admin	4
Career Tech Ed - Post Sec Admn	3
Career and Tech Ed Instructor	3
Adv Studies in Data Analytics	2
Educational Leadership	2
Curr Inst- Special Needs Ed	2
Career Tech Ed - Train Dev	1
Business Intelligence	1
Master of Arts in Design	1

Graduate/Graduate Professional Admits Profile
Fall Enrollment by States and Countries

State	2024
Florida	1
Georgia	1
Illinois	1
Indiana	2
Michigan	244
Minnesota	4
Mississippi	1
Nebraska	1
New Jersey	1
New Mexico	1
Ohio	3
Washington	1
Wyoming	1

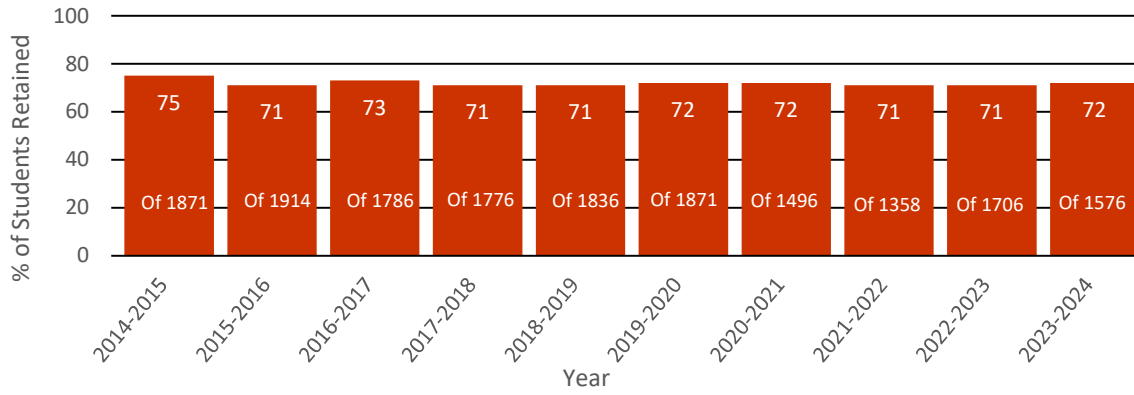
Country	2024
Canada	9
India	1
United Kingdom	1

Source: Office of Institutional Research & Testing

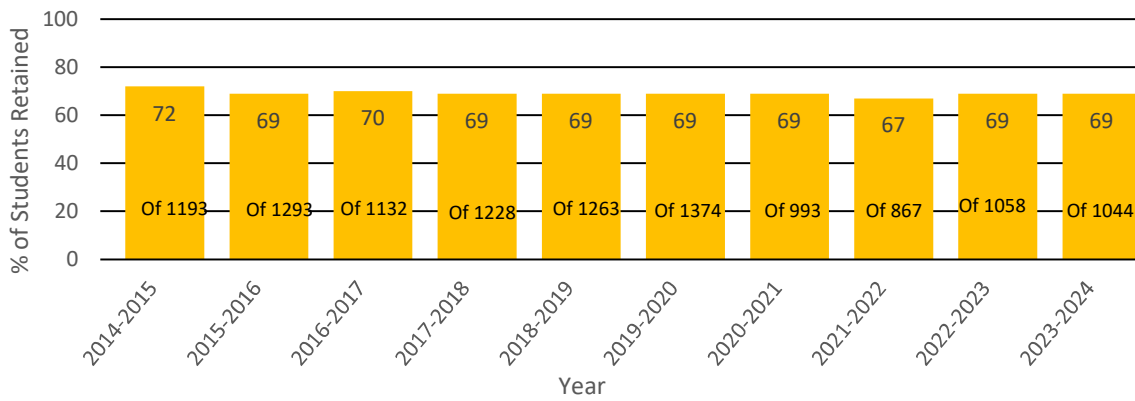
ENROLLMENT

**FALL TO FALL FIRST-YEAR RETENTION RATES
(Full-Time FTIACS)**

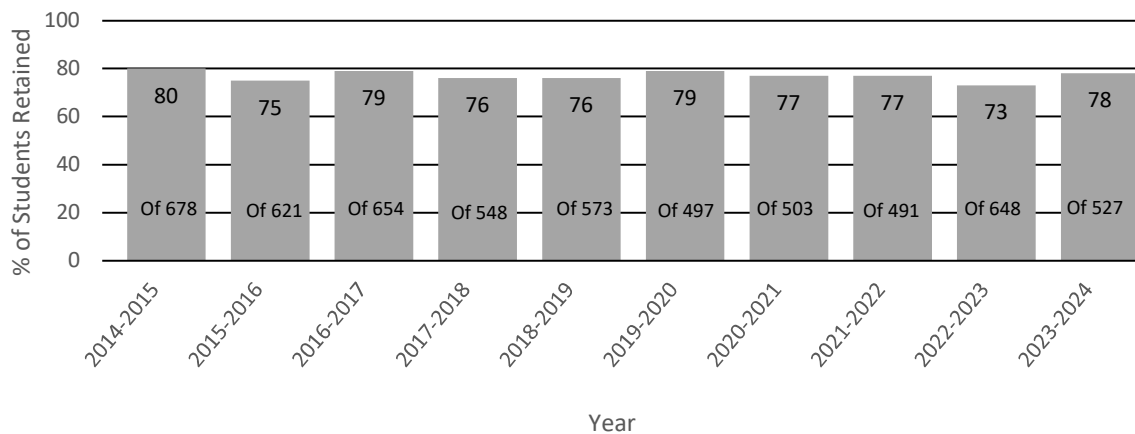
Total University
Students Enrolled in 2 & 4 Year Programs



2-Year
Students Enrolled in 2-Year Programs



4-Year
Students Enrolled in 4-Year Programs



Source: Office of Institutional Research & Testing

GRADUATION RATES
Percent of Full-Time FTIAC (First Time in Any College)
Students Graduating Within 2 to 6 Years

All Two and Four Year Degree Programs						
Entering Term	# of FTIAC's	2 Yr Grad Rate %	3 Yr Grad Rate %	4 Yr Grad Rate %	5 Yr Grad Rate %	6 Yr Grad Rate %
2011	2,059	7	12	29	42	50
2012	2,084	5	13	32	48	53
2013	1,954	4	13	34	48	52
2014	1,871	5	16	39	51	54
2015	1,914	6	19	39	49	52
2016	1,786	7	19	40	51	55
2017	1,776	7	18	36	49	52
2018	1,836	7	18	38	48	51
2019	1,871	6	18	35	46	
2020	1,496	8	18	38		
2021	1,358	9	22			
2022	1706	9				

Two Year Degree Programs						
Entering Term	# of FTIAC's	2 Yr Grad Rate %	3 Yr Grad Rate %	4 Yr Grad Rate %	5 Yr Grad Rate %	6 Yr Grad Rate %
2011	1,280	11	17	32	41	49
2012	1,313	7	17	31	44	49
2013	1,250	6	16	34	46	50
2014	1,193	8	22	39	47	50
2015	1,293	9	26	39	47	50
2016	1,132	10	26	41	48	52
2017	1,228	10	23	38	48	51
2018	1,263	9	23	39	46	48
2019	1,374	8	22	34	44	
2020	993	11	24	37		
2021	867	13	30			
2022	1,058	14				

Four Year Degree Programs						
Entering Term	# of FTIAC's	2 Yr Grad Rate %	3 Yr Grad Rate %	4 Yr Grad Rate %	5 Yr Grad Rate %	6 Yr Grad Rate %
2011	779	1	4	26	45	53
2012	771	1	6	34	54	60
2013	704	1	7	33	52	55
2014	678	1	6	40	58	62
2015	621	1	6	39	54	57
2016	654	1	6	38	56	60
2017	548	1	5	33	51	55
2018	573	2	6	36	53	57
2019	497	1	7	37	54	
2020	503	2	7	38		
2021	491	1	9			
2022	648	2				

Source: Office of Institutional Research & Testing

**PERCENT OF FULL-TIME FTIAC FALL TO FALL RETENTION
FALL 2014- 15 to FALL 2023 - 24**

	Fall 14-15	Fall 15-16	Fall 16-17	Fall 17-18	Fall 18-19	Fall 19-20	Fall 20-21	Fall 21-22	Fall 22-23	Fall 23-24
FULL-TIME BACHELOR STUDENTS	80%	75%	79%	76%	76%	79%	77%	77%	73%	78%
FULL-TIME ASSOCIATE STUDENTS	72%	69%	70%	69%	69%	69%	69%	67%	69%	69%
TOTAL STUDENTS	75%	71%	73%	71%	71%	72%	72%	71%	71%	72%

**FALL TO SPRING/FALL TO FALL RETENTION
FALL 2019 - 2024 COHORTS**

All Degree Seeking FTIACS by College

College	Fall 2019			Fall 2020			Fall 2021			Fall 2022			Fall 2023		
	FTIACS	% Ret	% Ret	FTIACS	% Ret	% Ret	FTIACS	% Ret	% Ret	FTIACS	% Ret	% Ret	FTIACS	% Ret	% Ret
ARTS, SCIENCES & ED	388	93%	78%	383	87%	71%	375	87%	73%	467	87%	69%	369	93%	76%
BUSINESS	295	86%	68%	420	84%	69%	384	90%	69%	503	88%	68%	492	89%	64%
ED & HUMAN SVCS	256	91%	73%	0	0%	0%	0	0%	0%	0	0%	0%	0	0%	0%
ENG TECHNOLOGY	306	87%	75%	262	91%	82%	261	91%	77%	302	93%	80%	296	92%	84%
HEALTH PROFESSIONS	227	87%	73%	159	87%	74%	188	86%	67%	288	86%	68%	276	90%	70%
KENDALL COLLEGE	73	96%	84%	76	84%	71%	61	89%	69%	80	89%	76%	96	91%	73%
UNIVERSITY COLLEGE	347	75%	60%	243	79%	62%	132	74%	57%	100	77%	56%	72	81%	58%
FSU Total	1,892	87%	72%	1,543	85%	71%	1,401	88%	71%	1,740	87%	70%	1,601	90%	72%

Source: Office of Institutional Research & Testing

**Full-Time FTIAC (First Time in Any College)
1st-Year to 2nd-Year Progression Rates
(% Earning 30 FSU Credit Hours 1st Fall to 2nd Fall)**

<u>Fall 2019</u> (Fall 2017 Cohort)	<u>Fall 2020</u> (Fall 2018 Cohort)	<u>Fall 2021</u> (Fall 2019 Cohort)	<u>Fall 2022</u> (Fall 2020 Cohort)	<u>Fall 2023</u> (Fall 2021 Cohort)	<u>Fall 2024</u> (Fall 2022 Cohort)
25.29%	23.34%	23.33%	25.02%	24.56%	23.45%

**Average # of Credits for Students Taking 12+ Credits By Class Level
Fall 2021 through Fall 2024**

	<u>Fall 2021</u>	<u>Spring 2022</u>	<u>Summer 2022</u>	<u>Fall 2022</u>	<u>Spring 2023</u>	<u>Summer 2023</u>	<u>Fall 2023</u>	<u>Spring 2024</u>	<u>Summer 2024</u>	<u>Fall 2024</u>
Freshmen	13.64	13.81	12.83	13.70	13.85	13.00	13.69	13.88	13.00	13.72
Sophomore	13.70	13.84	13.47	13.83	13.88	12.73	13.81	13.91	12.91	13.89
Junior	13.76	13.89	13.32	13.73	13.90	13.71	13.78	13.93	13.18	13.86
Senior	13.91	13.79	13.30	13.84	13.89	13.36	13.81	13.92	13.40	13.84
Graduate	13.82	13.04		14.22	12.95		13.30	12.84		13.80
1st Professional	16.12	16.51	13.80	16.11	16.34	14.10	16.42	16.54	13.82	16.25
Total Avg	13.96	14.07	13.45	13.96	14.08	13.61	13.95	14.10	13.45	13.99
Undergrad Avg	13.76	13.83	13.30	13.77	13.88	13.42	13.77	13.91	13.30	13.82

**Full-Time Degree Seeking Transfer Students
Persistence Rate (Graduated or Still Enrolled)**

<u>Fall 2019</u> <u>to Fall</u> <u>2020</u>	<u>Fall 2020</u> <u>to Fall</u> <u>2021</u>	<u>Fall 2021</u> <u>to Fall</u> <u>2022</u>	<u>Fall 2022</u> <u>to Fall</u> <u>2023</u>	<u>Fall 2023</u> <u>to Fall</u> <u>2024</u>
79%	81%	80%	87%	80%

Source: Office of Institutional Research & Testing

ENROLLMENT

TRANSFER IN STUDENTS
STUDENTS WHO TRANSFERRED TO FERRIS STATE UNIVERSITY
FROM MICHIGAN COMMUNITY COLLEGES & PUBLIC UNIVERSITIES
Summer 2023, Fall 2023, Spring 2024

<u>COMMUNITY COLLEGES</u>		<u>UNIVERSITIES</u>	
Alpena Community College	4	Central Michigan University	32
Bay Mill Community College	1	Eastern Michigan University	1
Bay De Noc Community College	5	Grand Valley State University	50
Delta College	65	Lake Superior State University	8
Glen Oaks Community College	7	Michigan State University	29
Grand Rapids Community College	203	Michigan Technological University	6
Henry Ford College	13	Northern Michigan University	15
Jackson College	8	Oakland University	11
Kalamazoo Valley Community College	15	Saginaw Valley State University	13
Kellogg Community College	17	University of Michigan - Ann Arbor	6
Kirtland Community College	10	University of Michigan - Dearborn	5
Lake Michigan College	19	University of Michigan - Flint	5
Lansing Community College	57	Wayne State University	6
Macomb Community College	38	Western Michigan University	19
Mid Michigan College	45		
Monroe County Community College	4		
Montcalm Community College	34		
Mott Community College	42		
Muskegon Community College	63		
North Central Michigan College	8		
Northwestern Michigan College	56		
Oakland Community College	28		
Schoolcraft College	29		
Southwestern Michigan College	31		
St. Clair County Community College	23		
Washtenaw Community College	7		
Wayne County Community College	11		
West Shore Community College	40		
TRANSFERS FROM COMMUNITY COLLEGES	883	TRANSFERS FROM UNIVERSITIES	206
TOTAL TRANSFERS FROM MI COMMUNITY COLLEGES & PUBLIC UNIVERSITIES TO FERRIS			1,089
TOTAL TRANSFERS FROM OTHER THAN MI COMMUNITY COLLEGES & PUBLIC UNIVERSITIES TO FERRIS			370
TOTAL TRANSFERS TO FERRIS			1,459

Source: Office of Institutional Research & Testing

TRANSFER OUT STUDENTS
STUDENTS WHO TRANSFERRED FROM FERRIS STATE UNIVERSITY
TO OTHER COLLEGES & UNIVERSITIES PARTICIPATING IN THE NSC DATA SYSTEM
Summer 2023, Fall 2023, Spring 2024

<u>COMMUNITY COLLEGES</u>		<u>UNIVERSITIES</u>	
Delta College	17	Aquinas College	
Grand Rapids Community College	75	Adrian College	3
Henry Ford Community College	6	Alma College	5
Kalamazoo Valley Community College	5	Baker College	3
Kellogg Community College	3	Calvin University	11
Lansing Community College	26	Central Michigan University	35
Macomb Community College	28	College for Creative Studies	4
Mid Michigan College	20	Cornerstone University Undergrads	5
Montcalm Community College	10	Davenport University	8
Mott Community College	7	Eastern Michigan University	4
Muskegon Community College	29	Grand Valley State University	83
Oakland Community College	21	Hope College	8
Schoolcraft College	5	Jackson College	4
St. Clair County Community College	4	Lake Superior State University	3
Washtenaw Community College	7	Michigan State University	49
Wayne County Community College	11	Michigan Technological University	5
West Shore Community College	6	Northern Michigan University	19
		Northwestern Michigan College	12
	280	Northwestern Michigan College - Aero Park	3
		Northwood University	5
		Oakland University	12
		Olivet University	4
		Saginaw Valley State University	14
		University of Michigan	15
		University of Michigan - Dearborn	5
		University of Michigan - Flint	10
		Wayne State University	8
		Western Michigan University	25
			362
TOTAL TRANSFERS TO MI INSTITUTIONS (3 OR MORE TRANSFERS ENROLLED) - LISTED ABOVE			642
*TOTAL TRANSFERS TO OTHER THAN MI INSTITUTIONS (3 OR MORE TRANSERS ENROLLED) - NOT LISTED			18
TOTAL TRANSFERS TO INSTITUTIONS (LESS THAN 3 TRANSFERS ENROLLED) - NOT LISTED			117
TOTAL TRANSFERS FROM FERRIS STATE			777

*Added Fall 2022

* Prior to Fall 2023 Dual Enrolled students were counted in this number.

Source: National Student Clearinghouse

**ENROLLMENT SUMMARY OF STUDENTS BY AGE
FALL 2024**

Full-Time Students

Age	<u>Undergraduate</u>		<u>Graduate</u>		<u>First Professional</u>		<u>Doctorate</u>	
	Men	Women	Men	Women	Men	Women	Men	Women
Under 18	51	134	0	0	0	0	0	0
18-19	1,171	1,492	0	0	0	2	0	0
20-21	1,068	1,149	3	10	26	63	0	0
22-24	567	527	20	28	87	162	0	0
25-29	117	118	14	17	60	87	1	1
30-34	41	37	5	16	8	9	0	1
35-39	17	42	4	9	2	2	3	1
40-49	19	34	4	21	1	1	10	11
50-64	0	5	0	1	0	0	4	10
65 & Over	0	0	0	0	0	0	0	0
Unknown	0	0	0	0	0	0	0	0
Total	3,051	3,538	50	102	184	326	18	24

Part-Time Students

Age	<u>Undergraduate</u>		<u>Graduate</u>		<u>First Professional</u>		<u>Doctorate</u>	
	Men	Women	Men	Women	Men	Women	Men	Women
Under 18	298	481	0	0	0	0	0	0
18-19	50	53	0	0	0	0	0	0
20-21	95	139	0	2	0	0	0	0
22-24	210	205	16	25	3	3	0	0
25-29	128	162	19	28	3	1	0	0
30-34	82	110	12	34	1	0	0	0
35-39	50	85	14	26	0	0	1	0
40-49	62	104	23	33	0	0	0	0
50-64	30	53	3	17	0	0	0	1
65 & over	3	0	1	0	0	0	0	0
Unknown	0	0	0	0	0	0	0	0
Total	1,008	1,392	88	165	7	4	1	1

Average Age

	<u>Full-Time</u>	<u>Part-Time</u>
Undergraduate Degree Seeking	21	29
Undergraduate Non-Degree Seeking	17	17
Graduate	29	35
First Professional	24	25
Doctorate	46	45
All Students	21	26

Source: Office of Institutional Research & Testing

NCAA Graduation Rates

Federal Graduation Rate (FGR)

Cohort Year	<u>2012/13</u>	<u>2013/14</u>	<u>2014/15</u>	<u>2015/16</u>	<u>2016/17</u>	<u>2017/18</u>
Federal Graduation Rate (FGR)	62%	57%	53%	57%	60%	55%

Federal Graduation Rate (FGR): Federally mandated calculation for all schools that offer athletic scholarships. Counts all transfers as academic failures, so essentially measures the percentage of students who complete a BA/BS from their initial school within six years.

DI Graduation Success Rate (GSR)

Cohort Year	<u>2012</u>	<u>2013</u>	<u>2014</u>	<u>2015</u>	<u>2016</u>	<u>2017/18</u>
DI Graduation Success Rate (GSR)	89%	87%	87%	88%	91%	N/A

Graduation Success Rate (GSR): Division I rate that accounts for transfers in/out. Also tracks graduation over six years. In addition to accounting for likely transfers in/out, the GSR also includes mid-year enrollees and non-scholarship athletes at Division I schools that do not offer athletics scholarships.

DII Graduation Success Rate (ASR)

Cohort Year	<u>2012/13</u>	<u>2013/14</u>	<u>2014/15</u>	<u>2015/16</u>	<u>2016/17</u>	<u>2017/18</u>
DII Academic Success Rate (ASR)	62%	65%	66%	65%	66%	67%

Academic Success Rate (ASR): The Division II Academic Success Rate (ASR) is calculated in much the same way as the Division I GSR. The primary difference is: The ASR includes all non-scholarship freshmen ("walk-ons"), whether or not the school or squad offers aid does not matter, and as a result, the ASR counts about 50% more student-athletes than the federal graduation rate.

Source: NCAA.org, Registrar's Office

DEGREES

DEGREES CONFERRED BY PROGRAM
ACADEMIC YEAR (SUMMER, FALL, SPRING SEMESTERS)

ARTS & SCIENCES	2021-22					2022-23					2023-24				
	CERT	AS	BA	BS	MS	CERT	AS	BA	BS	MS	CERT	AS	BA	BS	MS
*BIOLOGICAL SCIENCES															
Biology				2											
Biology - Environmental				2											
Biology - Forensic				3											
Biology - Pre-Dentistry				1											
Biology - Pre-Medicine				2											
Biology - Pre-Optometry				5											
Biology - Pre-Phys Therapy				2											
Biology - Pre-Veterinary				3											
Biotechnology				3											
Pre-Science		1													
TOTAL	0	1	0	23	0	0	0	0	0	0	0	0	0	0	0
COLLEGE OF ARTS & SCIENCES															
Integrative Studies				10										0	
TOTAL	0	0	0	10	0	0	0	0	0	0	0	0	0	0	0
ENGLISH, LITERATURE, & WORLD LANGUAGES															
Creative Writing	1														
English			1												
Journalism and Technical Communication				2											
Spanish for the Professions				0											
Tech-Prof Communications				2											
TOTAL	1	0	1	4	0	0	0	0	0	0	0	0	0	0	0
HUMANITIES															
Communication Studies		0		1											
Sports Communication	0			2											
TOTAL	0	0	0	3	0	0	0	0	0	0	0	0	0	0	0
MATHEMATICS															
Actuarial Science				1											
Applied Mathematics				1											
Applied Mathematics Computer Science				1											
TOTAL	0	0	0	3	0	0	0	0	0	0	0	0	0	0	0
PHYSICAL SCIENCES															
Industrial Chemistry				1											
Pre-Pharmacy		4													
TOTAL	0	4	0	1	0	0	0	0	0	0	0	0	0	0	0
*SCHOOL OF EDUCATION DEPT															
Biology Education				1											
Career and Tech Ed Instructor					2										
Career Tech Ed - Post Sec Admn					2										
Curr Inst - Special Needs Ed					1										
Curr Inst - Subject Area					1										
Early Childhood Education		2		14											
Educational Leadership					2										

DEGREES

DEGREES CONFERRED BY PROGRAM
ACADEMIC YEAR (SUMMER, FALL, SPRING SEMESTERS)

ARTS & SCIENCES	2021-22					2022-23					2023-24				
	CERT	AS	BA	BS	MS	CERT	AS	BA	BS	MS	CERT	AS	BA	BS	MS
Elementary Education				32											
English Education				2											
Mathematics Education				2											
Pre-Teaching Elementary		2													
Pro-Mo-Ted Technical Education				1											
Social Studies Education				2											
Social Studies Elementary				2											
TOTAL	0	4	0	56	8	0	0	0	0	0	0	0	0	0	0
SOCIAL & BEHAVIORAL SCIENCES															
Political Science				2											
Psychology		2		12											
TOTAL	0	2	0	14	0	0	0	0	0	0	0	0	0	0	0
SOCIAL WORK															
Social Work		4		26	44										
TOTAL	0	4	0	26	44	0	0	0	0	0	0	0	0	0	0
COLLEGE TOTAL	1	15	1	140	52	0	0	0	0	0	0	0	0	0	0

AS (AA, AS, AAS)

MS (MED, MS, MTE, MSW)

*In 2021-2022, degrees were conferred for the School of Education Department in both Arts & Sciences and Arts, Sciences and Education.

Source: Office of Institutional Research and Testing

DEGREES CONFERRED BY PROGRAM
ACADEMIC YEAR (SUMMER, FALL, SPRING SEMESTERS)

ARTS, SCIENCES AND EDUCATION	2021-22					2022-23					2023-24				
	CERT	AS	BA	BS	MS	CERT	AS	BA	BS	MS	CERT	AS	BA	BS	MS
*BIOLOGICAL SCIENCES															
Biology				14					19					23	
Biology - Environmental				5					11					7	
Biology - Forensic				2					3					7	
Biology - Pre-Dentistry				0					5					1	
Biology - Pre-Medicine				12					6					6	
Biology - Pre-Optometry				12					16					4	
Biology - Pre-Pharmacy				9					1					1	
Biology - Pre-Physician Assnt.				2					0					0	
Biology - Pre-Phys Therapy				3					5					4	
Biology - Pre-Veterinary				5					2					4	
Biotechnology				2					8					10	
Pre-Science		24					26					26			
TOTAL	0	24	0	66	0	0	26	0	76	0	0	26	0	67	0

COLLEGE OF ARTS & SCIENCES															
Integrative Studies		3		33			7		62			12		70	
TOTAL	0	3	0	33	0	0	7	0	62	0	0	12	0	70	0

ENGLISH, LITERATURE, & WORLD LANGUAGES															
Creative Writing	2					3					2				
English			2					6					8		
Journalism and Technical Communication				4					5					6	
Liberal Arts		2					9					7			
Spanish for the Professions				3					9					3	
Tech-Prof Communications				3					2					7	
Technical Writing CERT				3		2			0		1			0	
TOTAL	2	2	2	13	0	5	9	6	16	0	3	7	8	16	0

HUMANITIES															
Applied Speech Communication		2		1			0		0			0		0	
Communication Studies		4		3			8		4			3		8	
History			2					4					7		
Social Justice														2	
Sports Communication	1			10		0			12		1			12	
TOTAL	1	6	2	14	0	0	8	4	16	0	1	3	7	22	0

MATHEMATICS															
Actuarial Science				2					4					4	
Applied Mathematics				1					2					0	
Applied Mathematics Computer Science				4					2					7	
Computer Science	1					2					1				
Pre-Engineering		1					1					0			
TOTAL	1	1	0	7	0	2	1	0	8	0	1	0	0	11	0

PHYSICAL SCIENCES															
Biochemistry				1					4					0	
Chemistry			1					2					3		
Industrial Chemistry				2					4					1	

DEGREES

DEGREES CONFERRED BY PROGRAM
ACADEMIC YEAR (SUMMER, FALL, SPRING SEMESTERS)

ARTS, SCIENCES AND EDUCATION	2021-22					2022-23					2023-24				
	CERT	AS	BA	BS	MS	CERT	AS	BA	BS	MS	CERT	AS	BA	BS	MS
PHYSICAL SCIENCES - continued															
Industrial Chemistry Technology		5				2	5				2	9			
Natural Science		2					3					4			
Pre-Pharmacy		31					9					50			
TOTAL	0	38	1	3	0	2	17	2	8	0	2	63	3	1	0

*SCHOOL OF EDUCATION DEPT	2021-22					2022-23					2023-24				
Advanced Career Tech Ed Fundmntls											1				
Advanced Workforce Development											1				
Art Education	2					0					0				
Biology Education				2					2					7	
Busn Mgmt Mktg Tech Training														1	
Career and Tech Ed Instructor					1					5					7
Career Tech Ed - Train Dev															1
Career Tech Ed - Post Sec Admn					1					1					0
Chemistry Education									1					0	
Curr Inst - Special Needs Ed					3					3					4
Curr Inst - Subject Area					1					1					1
Early Childhood Education		7		15			2		31			7		15	
Educational Leadership					1					4					4
Elementary Education				24					62					38	
English Education				3					5					6	
Mathematics Education				2					4					5	
Pre-Teaching Elementary		3					1					5			
Pre-Teaching Secondary		2					9					8			
Pro-Mo-Ted Technical Education				0					7					0	
Social Studies Education				5					13					16	
Social Studies Elementary				2					1					1	
Technical Education														1	
TOTAL	2	12	0	53	7	0	12	0	126	14	2	20	0	90	17

SOCIAL & BEHAVIORAL SCIENCES	2021-22					2022-23					2023-24				
Political Science				4					4					2	
Psychology		5		25			16		42			12		45	
Sociology			3					0					0		
TOTAL	0	5	3	29	0	0	16	0	46	0	0	12	0	47	0

SOCIAL WORK	2021-22					2022-23					2023-24				
Social Work		20		19	3		30		54	35		25		42	40
TOTAL	0	20	0	19	3	0	30	0	54	35	0	25	0	42	40

COLLEGE TOTAL	2021-22					2022-23					2023-24				
	6	111	8	237	10	9	126	12	412	49	9	168	18	366	57

AS (AA, AS, AAS)
BS (BSW)
MS (MED, MS, MTE, MSW)

*In 2021-2022, degrees were conferred for the School of Education Department in both Arts & Sciences and Arts, Sciences and Education.
Source: Office of Institutional Research and Testing

DEGREES CONFERRED BY PROGRAM
ACADEMIC YEAR (SUMMER, FALL, SPRING SEMESTERS)

BUSINESS	2021-22				2022-23				2023-24			
	CERT	AS	BS	MS	CERT	AS	BS	MS	CERT	AS	BS	MS
ACCOUNTANCY, FINANCE & INFO SYSTEMS												
Accountancy		7	49			13	38			7	33	
Accountancy/Finance			5				3				5	
Advanced Studies in Business Intelligence	7				5				6			
Advanced Studies in Incident Response	3				9				8			
Advanced Studies in Investments					1				0			
Advanced Studies in Project Management	6				10				1			
Cloud Computing					1				1			
Computerized Business Apps	3				3				0			
Computer Information Systems		5	17			3	24			3	13	
Computer Information Technology			11			1	10			4	19	
Cybersecurity	0				2				2			
Digital Forensics/Cybersecurity					1				0			
Finance			11				12				17	
Forensic Accounting	3				1				5			
Information Security and Intelligence		0	28	8		3	29	15		2	32	18
Project Management	11		2		12		3		9		6	
TOTAL	33	12	123	8	45	20	119	15	32	16	125	18

CRIMINAL JUSTICE												
Pre Criminal Justice AA										1		
Criminal Justice		66				58				66		
Criminal Justice - Corrections			8				8				10	
Criminal Justice - Generalist			219				135				140	
Criminal Justice - Law Enforcement			19				21				9	
Criminal Justice Admin				22				16				16
TOTAL	0	66	246	22	0	58	164	16	0	67	159	16

MANAGEMENT												
Advanced Studies in Design & Innovation Mgt	4				3				0			
Advanced Studies in Lean System & Leadership	3				2				1			
Advanced Studies in Performance Metrics	1				2				0			
BUAD w/Professional Tracks			40				21				31	
Business Administration			119				128				110	23
Business Administration - Aviation			1				1				2	
Economics											3	
Fleet Management	0				1				0			
General Business		37				36				38		
Human Resource Management	12		17		9		12		7		3	
International Business	1				1				0			
Insurance	1				1				4			
Leadership and Supervision	17				12				13			
Lean Systems	2				2				4			
Legal Studies		1				0				0		
Manufacturing Operations	1				0				1			
Masters of Business Administration				28				35				0
Operations Supply Management			2				3				3	
Risk Management & Insurance	2		5		0		4		0		5	
Risk Managemet					1				0			

DEGREES

DEGREES CONFERRED BY PROGRAM
ACADEMIC YEAR (SUMMER, FALL, SPRING SEMESTERS)

BUSINESS	2021-22				2022-23				2023-24			
	CERT	AS	BS	MS	CERT	AS	BS	MS	CERT	AS	BS	MS
MANAGEMENT - continued												
Small Business Management	4				7				7			
TOTAL	48	38	184	28	41	36	169	35	37	38	157	23

MARKETING												
Advertising	2				0		1		1		1	
Business Data Analytics			4				9				8	
Business to Business Marketing	1				0				0			
Data Analytics	5				4				1			4
Design			6				0				5	
Digital Marketing	2				2				3			
Graphic Communication		5				2				5		
Graphic Design	1		7		1		7		2		2	
Graphic Media Management			4				4				8	
Marketing	0	18	29		4	10	26		2	19	31	
Marketing Research	0				0				0			
Marketing Sales					2				0			
Professional Digital Marketing	1				0				0			
Public Relations	1		8		0		5		0		3	
Professional Sales					1				2			
User Interface Design					1				1			
TOTAL	13	23	58	0	15	12	52	0	12	24	58	4

SCHOOL OF DIGITAL MEDIA												
Digital Media		15				10				15		
Digital Animation and Game Design			49				39				46	
Digital Media Software Eng			3				6				4	
Television Digital Media Prod			15				17				23	
TOTAL	0	15	67	0	0	10	62	0	0	15	73	0

SPORT, ENTERTAINMENT, & HOSPITALITY												
Club Management	0				0				1			
Event Management	3				1				0			
Hospitality Management			26				23				13	
Music and Entertainment Business			9				8				14	
Music Industry Management			0				0				1	
Nutrition/Food Service Management		0				1				0		
PGA Golf Management			14				14				13	
Professional Brew Management		1				1				0		
Professional Tennis Management			11				3				5	
Restaurant & Food Industry Management	1	5			1	6			0	3		
TOTAL	4	6	60	0	2	8	48	0	1	3	46	0

COLLEGE TOTAL	98	160	738	58	103	144	614	66	82	163	618	61
----------------------	-----------	------------	------------	-----------	------------	------------	------------	-----------	-----------	------------	------------	-----------

AS (AA, AS, AAS)

BS (BS, BAS)

MS (MISI, MSCJ, MBA)

Source: Office of Institutional Research and Testing

DEGREES CONFERRED BY PROGRAM
ACADEMIC YEAR (SUMMER, FALL, SPRING SEMESTERS)

EDUCATION & HUMAN SERVICES	2021-22				2022-23				2023-24			
	CERT	AS	BS	MS	CERT	AS	BS	MS	CERT	AS	BS	MS
CRIMINAL JUSTICE												
Criminal Justice		0										
Criminal Justice - Corrections			0									
Criminal Justice - Generalist			3									
Criminal Justice - Law Enforcement				0								
Criminal Justice Administration				0								
Pre-Criminal Justice			0									
TOTAL	0	0	3	0	0	0	0	0	0	0	0	0
SCHOOL OF DIGITAL MEDIA												
Digital Animation and Game Design			0									
Digital Media Software Engineering			1									
Digital Media		0										
Pre-Digital Media		0										
Television & Digital Media Production			0									
TOTAL	0	0	1	0	0	0	0	0	0	0	0	0
*SCHOOL OF EDUCATION												
Biology Education			0									
Career & Technical Education - Instructor				0								
Career & Technical Education - Train Dev				0								
Curriculum & Instruction - Special Needs Ed				0								
Curriculum & Instruction - Subject Area				0								
Early Childhood Education		1	0									
Educational Leadership				0								
Elementary Education			1									
English Education			0									
History Education			0									
Mathematics Education			0									
Pre-Teaching Elementary		0										
Pre-Teaching Secondary		0										
Pro-Mo-TEd Technical Education			0									
Social Studies & Elementary Education			0									
Social Studies Education			0									
Technical Education			0									
TOTAL	0	1	1	0	0	0	0	0	0	0	0	0
COLLEGE TOTAL	0	1	5	0	0	0	0	0	0	0	0	0

*2021-2022 School of Education Department Degrees Conferred are also reflected in Arts & Sciences, 2021-2022 in Arts, Sciences and Education.

AS (AA, AAS)

MS (MED, MS, MTE)

Source: Office of Institutional Research and Testing

DEGREES CONFERRED BY PROGRAM
ACADEMIC YEAR (SUMMER, FALL, SPRING SEMESTERS)

ENGINEERING TECHNOLOGY	2021-22				2022-23				2023-24			
	CERT	AAS	BS	MS	CERT	AAS	BS	MS	CERT	AAS	BS	MS
ARCHITECTURAL TECH & FACILITIES MGMT												
Architectural Technology		27				18				37		
Architecture & Sustainability			13				15				24	
Facility Management			12				7				7	
TOTAL	0	27	25	0	0	18	22	0	0	37	31	0

AUTOMOTIVE												
Automotive Engineering Technology			37				23				23	
Automotive Management			1				2				2	
Automotive Management (2+2)			4				6				10	
Automotive Service Technology		5				8				11		
Performance Machining	3				0				4			
Performance Motorsports	22				9				4			
TOTAL	25	5	42	0	9	8	31	0	8	11	35	0

CONSTRUCTION TECHNOLOGY & MGMT												
Building Construction Technology		59				38				48		
Civil Engineering Technology- Highway Emphasis		6				6				4		
Construction Administration	0				3				0			
Construction Management			66				51				43	
TOTAL	0	65	66	0	3	44	51	0	0	52	43	0

ELECTRONICS/CNS												
Computer Networks & Systems			5				4				6	
Electrical/Electronics Engineering Technology			10				12				9	
Industrial Electronics Technology		10				9				12		
TOTAL	0	10	15	0	0	9	16	0	0	12	15	0

HEAVY EQUIPMENT												
Electrical Power Generation	1				0				0			
Heavy Equipment Service Engineering Tech			10				15				9	
Heavy Equipment Technology		15				16				16		
TOTAL	1	15	10	0	0	16	15	0	0	16	9	0

HVACR												
HVACR Eng Tech and Energy Mgmt			34				26				38	
HVACR Technology		25				13				23		
TOTAL	0	25	34	0	0	13	26	0	0	23	38	0

MANUFACTURING ENGINEERING TECH												
Basic CNC Prog & Machine Operations	20				19				27			
Engineering Technology										4		
Industrial Practices	3				3				1			
Industrial Technology and Management			22				16				19	
Lean Technology	2				5				14			
Manufacturing Engineering Technology			32				43				27	
Manufacturing Technology		15				7				10		

DEGREES CONFERRED BY PROGRAM
ACADEMIC YEAR (SUMMER, FALL, SPRING SEMESTERS)

ENGINEERING TECHNOLOGY	2021-22				2022-23				2023-24			
	CERT	AAS	BS	MS	CERT	AAS	BS	MS	CERT	AAS	BS	MS
MANUFACTURING ENGINEERING TECH - continued												
Product Design	2				2				5			
Quality Technology	59				54				42			
TOTAL	86	15	54	0	83	7	59	0	89	14	46	0
MECHANICAL DESIGN												
CAD Drafting & Tool Design Technology		1				0				0		
Mechanical Engineering Technology		48	44			33	40			30	36	
Product Design Engineering Technology			25				21				14	
TOTAL	0	49	69	0	0	33	61	0	0	30	50	0
PLASTICS & RUBBER												
Plastics Engineering Technology			35				24				18	
Plastics and Polymer Engineering Technology		35				15				12		
Rubber Engineering Technology			0				2				0	
TOTAL	0	35	35	0	0	15	26	0	0	12	18	0
SURVEYING												
Advanced Geographic Information Systems	0				1				0			
Geographic Information Systems					2				0			
Surveying Engineering			13				8				4	
Surveying Technology		7				3				5		
TOTAL	0	7	13	0	3	3	8	0	0	5	4	0
WELDING ENGINEERING TECHNOLOGY												
Welding Engineering Technology			42				44				59	
Welding Technology		53				43				51		
TOTAL	0	53	42	0	0	43	44	0	0	51	59	0
COLLEGE TOTAL	112	306	405	0	98	209	359	0	97	263	348	0

Source: Office of Institutional Research and Testing

DEGREES

DEGREES CONFERRED BY PROGRAM
ACADEMIC YEAR (SUMMER, FALL, SPRING SEMESTERS)

HEALTH PROFESSIONS	2021-22						2022-23						2023-24					
	CERT	AAS	BS	BSN	MS	DNP	CERT	AAS	BS	BSN	MS	DNP	CERT	AAS	BS	BSN	MS	DNP
DENTAL HYGIENE & PUBLIC HEALTH																		
Dental Hygiene		36	15					39	13					29	6			
Public Health			9		11				4	6							7	
TOTAL	0	36	24	0	11	0	0	39	17	6	0	0	0	29	6	0	7	0

DIAGNOSTIC LABORATORY & THERAPEUTIC SCI																		
Dental Hygiene									1					17	4			
Diagnostic Medical Sonography		20						18						19				
Medical Laboratory Science			16						13						14			
Medical Laboratory Technology		0						2						0				
Nuclear Medicine Technology			12						15						20			
Radiography		35						33						25				
Respiratory Care		6						0						0				
Respiratory Therapy			5						9						3			
Vascular Ultrasound	4						0						0					
TOTAL	4	61	33	0	0	0	0	53	38	0	0	0	0	61	41	0	0	0

HEALTH ADMINISTRATION & HEALTH INFO.																		
Allied Health Science		41	37					43	54					31	46			
Gerontology	40						29						31					
Health Care Systems Admin.			27						17						21			
Health Information Management			12						10						16			
Health Information Technology		16						9						16				
Long Term Care	34						41						23					
Master of Healthcare Admin.					15						19						11	
TOTAL	74	57	76	0	15	0	70	52	81	0	19	0	54	47	83	0	11	0

SCHOOL OF NURSING																		
Doctor of Nursing Practice						1						3						0
Master of Science in Nursing					34						34						25	
Nursing				54						38						18		
Nursing Education	2						1						1					
Nursing- B.S.N.				53						59						74		
TOTAL	2	0	0	107	34	1	1	0	0	97	34	3	1	0	0	92	25	0

COLLEGE TOTAL	80	154	133	107	60	1	71	144	136	103	53	3	55	137	130	92	43	0
----------------------	-----------	------------	------------	------------	-----------	----------	-----------	------------	------------	------------	-----------	----------	-----------	------------	------------	-----------	-----------	----------

MS (MPH, MHA, MSN)

Source: Office of Institutional Research and Testing

DEGREES CONFERRED BY PROGRAM
ACADEMIC YEAR (SUMMER, FALL, SPRING SEMESTERS)

KENDALL	2021-22				2022-23					2023-24				
	CERT	BS	BFA	MFA	CERT	AFA	BS	BFA	MFA	CERT	AFA	BS	BFA	MFA
DESIGN STUDIES														
Collaborative Design			5					2					2	
Design					5					10				
Digital Art and Design			17					18					0	
Digital Media			1					1					9	
Furniture Design			5					3					1	
Graphic Design			29					21					18	
Illustration			17					27					17	
Industrial Design			7					5					2	
Interior Design			18					12					9	
Master of Architecture				6					2					9
Masters of Arts in Design				0					1					3
Medical Illustration			5					3					2	
Metals/Jewelry Design			1					1					1	
Natural Science Illustration										3				
Product Design								1					8	
Visual and Critical Studies	1			2	0				3	0				2
TOTAL	1	0	105	8	0	5	0	94	6	3	10	0	69	14
FINE ARTS/FOUNDATION														
Art Education			6					5					0	
Drawing			3					0					2	
Fashion Studies			3					2					10	
Fine Arts Painting				5					3				0	2
Fine Arts Printmaking				1					0					0
Painting			1					2					4	
Photography			15					4					2	
Printmaking			3					0					0	
Sculpture/Functional Art			0					2					4	
TOTAL	0	0	31	6	0	0	0	15	3	0	0	0	22	2
LIBERAL ARTS/SCIENCE/ART HISTORY														
Art History		1				0					0	1		
Art History Studio Option		2				0					0			
Master of Art Education				4					0					0
TOTAL	0	3	0	4	0	0	0	0	0	0	0	1	0	0
COLLEGE TOTAL	1	3	136	18	0	5	0	109	9	3	10	1	91	16

MFA (MA, MARCH, MFA)

Source: Office of Institutional Research and Testing

DEGREES

DEGREES CONFERRED BY PROGRAM
ACADEMIC YEAR (SUMMER, FALL, SPRING SEMESTERS)

MICHIGAN COLLEGE OF OPTOMETRY	2021-22				2022-23				2023-24			
	CERT	AA	BS	OD	CERT	AA	BS	OD	CERT	AA	BS	OD
Optometry				35				37				31
Vision Science			4				9				8	
COLLEGE TOTAL	0	0	4	35	0	0	9	37	0	0	8	31

PHARMACY	2021-22				2022-23				2023-24			
	CERT	AS	BS	Pharm D	CERT	AS	BS	Pharm D	CERT	AS	BS	Pharm D
Pharmacy				140				123				88
COLLEGE TOTAL	0	0	0	140	0	0	0	123	0	0	0	88

PROFESSIONAL & TECHNOLOGICAL STUDIES	2021-22				2022-23				2023-24			
	CERT	AS	BS	EDD	CERT	AS	BS	EDD	CERT	AS	BS	EDD
Community College Leadership				21				38				19
COLLEGE TOTAL	0	0	0	21	0	0	0	38	0	0	0	19

UNIVERSITY COLLEGE	2021-22				2022-23				2023-24			
	CERT	AS	BS	EDD	CERT	AS	BS	EDD	CERT	AS	BS	EDD
Developmental Program & Curriculum												
General Studies		11				7				8		
COLLEGE TOTAL	0	11	0	0	0	7	0	0	0	8	0	0

Source: Office of Institutional Research and Testing

DEGREES CONFERRED AT FERRIS STATE UNIVERSITY

ACADEMIC YEAR (SUMMER, FALL, SPRING SEMESTERS)

	<u>CERTIFICATE</u>	<u>ASSOCIATE</u>	<u>BACHELOR</u>	<u>MASTER</u>	<u>PROFESSIONAL</u>		<u>TOTAL</u>
					<u>PRACTICE</u>	<u>DOCTORATE</u>	
2004 - 2005	245	843	1,403	158	149		2,798
2005 - 2006	259	905	1,615	134	147		3,060
2006 - 2007	327	873	1,639	169	154		3,162
2007 - 2008	264	861	1,839	137	158		3,259
2008 - 2009	292	794	1,952	197	176		3,411
2009 - 2010	283	787	2,004	156	177		3,407
2010 - 2011	247	718	2,199	165	178		3,507
2011 - 2012	298	819	2,310	149	185		3,761
2012 - 2013	249	790	2,359	127	150	5	3,680
2013 - 2014	288	683	2,412	164	178	8	3,733
2014 - 2015	370	695	2,404	144	163	24	3,800
2015 - 2016	441	741	2,600	221	182	11	4,196
2016 - 2017	489	881	2,557	223	182	16	4,348
2017 - 2018	462	839	2,581	158	162	16	4,218
2018 - 2019	427	807	2,487	164	184	29	4,098
2019 - 2020	328	729	2,148	163	163	23	3,554
2020 - 2021	326	732	2,123	189	174	30	3,574
2021-2022	298	758	1,914	198	175	22	3,365
2022-2023	281	635	1,748	183	160	41	3,048
2023-2024	246	750	1,672	177	119	19	2,983

Source: Office of Institutional Research and Testing

DEGREES

FERRIS STATE UNIVERSITY

APPROVED PROGRAM MAJORS

* exception for programs with concentration that were built as an individual degree

COLLEGE OF ARTS, SCIENCES AND EDUCATION

Department	Program	Degree
Arts, Sciences and Education Dean's Office	Integrative Studies	AA
Arts, Sciences and Education Dean's Office	Integrative Studies	BS
Biological Sciences	Biology	BS
Biological Sciences	Biotechnology	BS
Biological Sciences	Pre-Science	AS
Biological Sciences/Physical Sciences	Natural Science	AS
Education	Biology Education	BS
Education	Business Mgmt Marketing & Tech Education	BS
Education	*Career & Technical Education/Instructor	MTE
Education	*Career & Technical Education/Postsecondary Administration	MTE
Education	*Career & Technical Education/Training and Development	MTE
Education	Chemistry Education	BS
Education	*Curriculum & Instruction - Special Education	M.Ed.
Education	*Curriculum & Instruction - Subject Area	M.Ed.
Education	Early Childhood Education	AAS
Education	Early Childhood Education	BS
Education	Educational Leadership	MS
Education	Elementary Education	BS
Education	English Education	BS
Education	Geography Education	BS
Education	History Education	BS
Education	Mathematics Education	BS
Education	Political Sciences Education	BS
Education	Pre-Teaching Elementary	AA
Education	Pre-Teaching Secondary	AA
Education	Social Studies Education	BS
Education	Technical Education - Prof. Modularized Teaching Education	BS
English, Literature, and World Languages	English	BA
English, Literature, and World Languages	Journalism & Technical Communication	BS
English, Literature, and World Languages	Liberal Arts	AA
English, Literature, and World Languages	Spanish for the Professions	BS
English, Literature, and World Languages	Technical & Professional Communication	BS
Humanities	Communication Studies	AA
Humanities	Communication Studies	BS
Humanities	History	BA
Humanities	Social Justice	BA
Humanities	Sports Communication	BS
Mathematics	Actuarial Science	BS
Mathematics	Applied Mathematics	BS
Mathematics	Applied Mathematics/Computer Science	BS
Mathematics	Pre-Engineering	AS

FERRIS STATE UNIVERSITY

APPROVED PROGRAM MAJORS

* exception for programs with concentration that were built as an individual degree

COLLEGE OF ARTS, SCIENCES AND EDUCATION Continued

Physical Sciences	Biochemistry	BA
Physical Sciences	Biochemistry	BS
Physical Sciences	Chemistry	BA
Physical Sciences	Industrial Chemistry	BS
Physical Sciences	Industrial Chemistry Technology	AAS
Physical Sciences	Pre-Pharmacy	AS
Social and Behavioral Sciences	Political Science	BS
Social and Behavioral Sciences	Psychology	AA
Social and Behavioral Sciences	Psychology	BS
Social and Behavioral Sciences	Sociology	BA
Social Work	Social Work	AA
Social Work	Social Work	BSW
Social Work	Social Work	MSW

FERRIS STATE UNIVERSITY

APPROVED PROGRAM MAJORS

* exception for programs with concentration that were built as an individual degree

COLLEGE OF BUSINESS

Department	Program	Degree
Accountancy, Finance, & Information Systems	Accountancy	AAS
Accountancy, Finance, & Information Systems	Accountancy	BS
Accountancy, Finance, & Information Systems	Accountancy/Computer Information Systems	BS
Accountancy, Finance, & Information Systems	*Accountancy/Finance	BS
Accountancy, Finance, & Information Systems	Artificial Intelligence	BS
Accountancy, Finance, & Information Systems	Computer Information Systems	AAS
Accountancy, Finance, & Information Systems	Computer Information Systems	BS
Accountancy, Finance, & Information Systems	Computer Information Technology	AAS
Accountancy, Finance, & Information Systems	Computer Information Technology	BS
Accountancy, Finance, & Information Systems	Finance	BS
Accountancy, Finance, & Information Systems	Information Security & Intelligence	AAS
Accountancy, Finance, & Information Systems	Information Security & Intelligence	BS
Accountancy, Finance, & Information Systems	Information Security & Intelligence	MS
Accountancy, Finance, & Information Systems	Project Management	BS
Criminal Justice	*Criminal Justice/Corrections Option	BS
Criminal Justice	*Criminal Justice/Generalist Option	BS
Criminal Justice	*Criminal Justice/Law Enforcement Option	BS
Criminal Justice	Criminal Justice	AA
Criminal Justice	Criminal Justice Administration	MS
Digital Media	Digital Animation and Game Design	BAS
Digital Media	Digital Media	AS
Digital Media	Digital Media Software Engineering	BS
Digital Media	Professional Esports Production	BS
Digital Media	Television and Digital Media Production	BS
Management	*Business Administration with Professional Tracks	BS
Management	Business Administration	BS
Management	Business Administration	MBA
Management	Business Administration/Aviation	BS
Management	Economics	BS
Management	General Business	AAS
Management	Human Resource Management	BS
Management	Operations and Supply Management	BS
Management	Risk Management and Insurance	BS
Marketing	Business Data Analytics	BS
Marketing	Data Science and Analytics	MS
Marketing	Design	BS
Marketing	Graphic Communications	AAS
Marketing	Graphic Media Management	BS
Marketing	Marketing	AAS
Marketing	Marketing	BS
Marketing	Public Relations	BS
Sport Entertainment and Hospitality Mgmt	Hospitality Management	BS
Sport Entertainment and Hospitality Mgmt	Music and Entertainment Business	BS
Sport Entertainment and Hospitality Mgmt	PGA Golf Management	BS
Sport Entertainment and Hospitality Mgmt	Professional Tennis Management	BS
Sport Entertainment and Hospitality Mgmt	Restaurant & Food Industry Management	AAS

FERRIS STATE UNIVERSITY

APPROVED PROGRAM MAJORS

* exception for programs with concentration that were built as an individual degree

COLLEGE OF ENGINEERING TECHNOLOGY

School	Program	Degree
Automotive and Heavy Equipment	Automotive Engineering Technology	BS
Automotive and Heavy Equipment	Automotive Management	BS
Automotive and Heavy Equipment	Automotive Management 2+2	BS
Automotive and Heavy Equipment	Automotive Service Technology	AAS
Automotive and Heavy Equipment	Heavy Equipment Service Engineering Technology	BS
Automotive and Heavy Equipment	Heavy Equipment Technology	AAS
Built Environment	Architectural Technology	AAS
Built Environment	Architecture & Sustainability	BS
Built Environment	Building Construction Technology	AAS
Built Environment	Civil Engineering Technology - Highway Emphasis	AAS
Built Environment	Construction Management	BS
Built Environment	Facility Management	BS
Built Environment	HVACR Engineering Technology and Energy Management	BS
Built Environment	HVACR Technology	AAS
Design and Manufacturing	CAD Drafting & Tool Design Technology	AAS
Design and Manufacturing	Industrial Technology and Management	BAS
Design and Manufacturing	Manufacturing Engineering Technology	BS
Design and Manufacturing	Manufacturing Technology	AAS
Design and Manufacturing	Plastics & Polymer Engineering Technology	AAS
Design and Manufacturing	Plastics Engineering Technology	BS
Design and Manufacturing	Rubber Engineering Technology	BS
Design and Manufacturing	Welding Engineering Technology	BS
Design and Manufacturing	Welding Technology	AAS
Engineering and Computing Technology	Computer Networks & Systems	BS
Engineering and Computing Technology	Electronics and Automation Engineering Technology	BS
Engineering and Computing Technology	Industrial Automation Engineering Technology	AAS
Engineering and Computing Technology	Mechanical Engineering Technology	AAS
Engineering and Computing Technology	Mechanical Engineering Technology	BS
Engineering and Computing Technology	Product Design Engineering Technology	BS
Engineering and Computing Technology	Surveying Engineering	BS
Engineering and Computing Technology	Surveying Technology	AAS

DEGREES

FERRIS STATE UNIVERSITY

APPROVED PROGRAM MAJORS

* exception for programs with concentration that were built as an individual degree

COLLEGE OF HEALTH PROFESSIONS

Department/School	Program	Degree
Dental Hygiene & Public Health	Dental Hygiene	AAS
Dental Hygiene & Public Health	Dental Hygiene	BS
Dental Hygiene & Public Health	Public Health	BS
Dental Hygiene & Public Health	Public Health	MPH
Diagnostic, Laboratory & Therapeutic Sciences	Diagnostic Medical Sonography	AAS
Diagnostic, Laboratory & Therapeutic Sciences	Medical Laboratory Science	BS
Diagnostic, Laboratory & Therapeutic Sciences	Nuclear Medicine Technology	BS
Diagnostic, Laboratory & Therapeutic Sciences	Radiography	AAS
Health Administration & Health Information	Allied Health Science	AAS
Health Administration & Health Information	Allied Health Science	BS
Health Administration & Health Information	Health Care Systems Administration	BS
Health Administration & Health Information	Health Information Management	BS
Health Administration & Health Information	Health Information Technology	AAS
Health Administration & Health Information	Healthcare Administration	MHA
Nursing	Nursing	DNP
Nursing	Nursing	MSN
Nursing	Nursing	BSN
Nursing	Nursing RN to BSN	BSN

COLLEGE OF PHARMACY

Program	Degree
Doctor of Pharmacy	Pharm.D.

COLLEGE OF PROFESSIONAL AND TECHNOLOGICAL STUDIES

Program	Degree
Community College Leadership	EDD

MICHIGAN COLLEGE OF OPTOMETRY

Program	Degree
Doctor of Optometry	OD
Vision Science	BS

FERRIS STATE UNIVERSITY

APPROVED PROGRAM MAJORS

* exception for programs with concentration that were built as an individual degree

KENDALL COLLEGE OF ART AND DESIGN

Program	Degree
Architecture	MArch
Art History	AA
Art History Academic	BA
Art History Studio	BA
Design	AFA
Design	MA
Digital Art & Design	BFA
Fashion Studies	BFA
Fine Arts/Painting	MFA
Graphic Design	BFA
Illustration	BFA
Interior Design	BFA
Life Science & Pre-Medical Illustration	BFA
Photography	BFA
Product Design	BFA
Studio Arts	AFA
Studio Arts	BFA
Visual and Critical Studies	CT

RETENTION & STUDENT SUCCESS

Program	Degree
Community Leadership	AA
General Studies	AA
Honors Program Associate	AS
Honors Program Bachelor	BS

TOTAL NUMBER of DEGREE PROGRAMS OFFERED

Certificate's	Associate's	Bachelor's	Master's	Doctorial
89	47	108	16	4

Source: Academic Affairs & Kendall College of Art & Design

FACULTY & STAFF

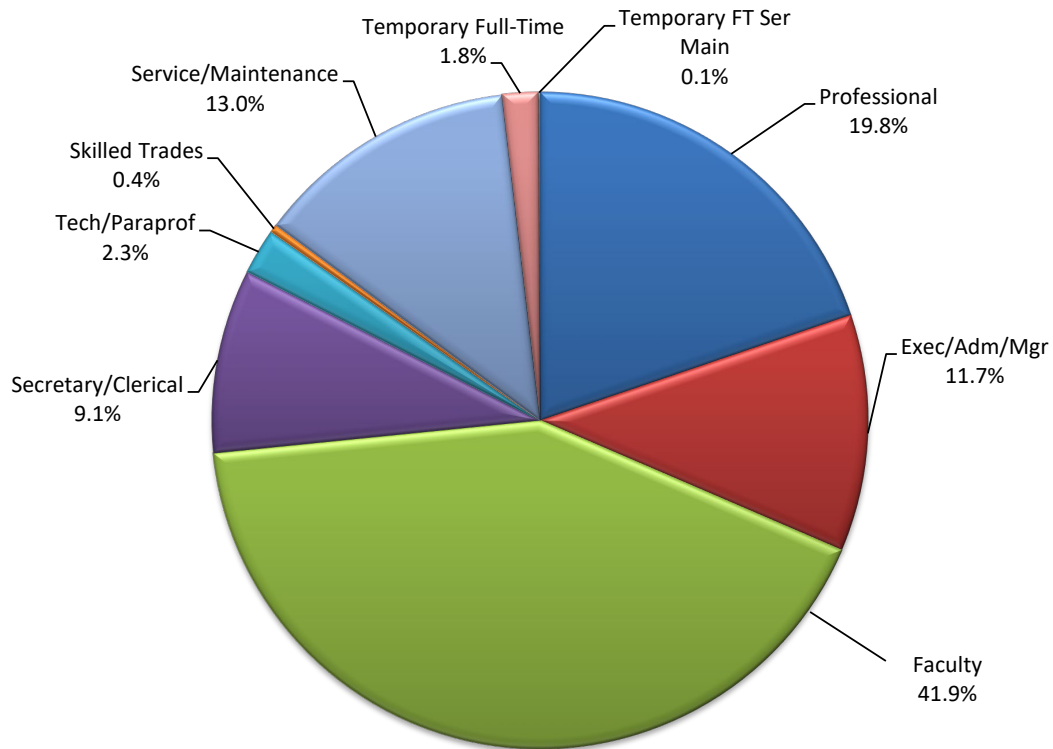
FACULTY & STAFF

*****FALL 2024 DATA NOT AVAILABLE AT
TIME OF PRINTING**

FALL 2023 DATA INCLUDED FOR THIS SECTION

*****FALL 2024 DATA NOT AVAILABLE AT TIME OF PRINTING
FALL 2023 DATA INCLUDED**

**UNIVERSITY STAFF BY JOB CATEGORY AND GENDER
FALL 2023
FULL-TIME**



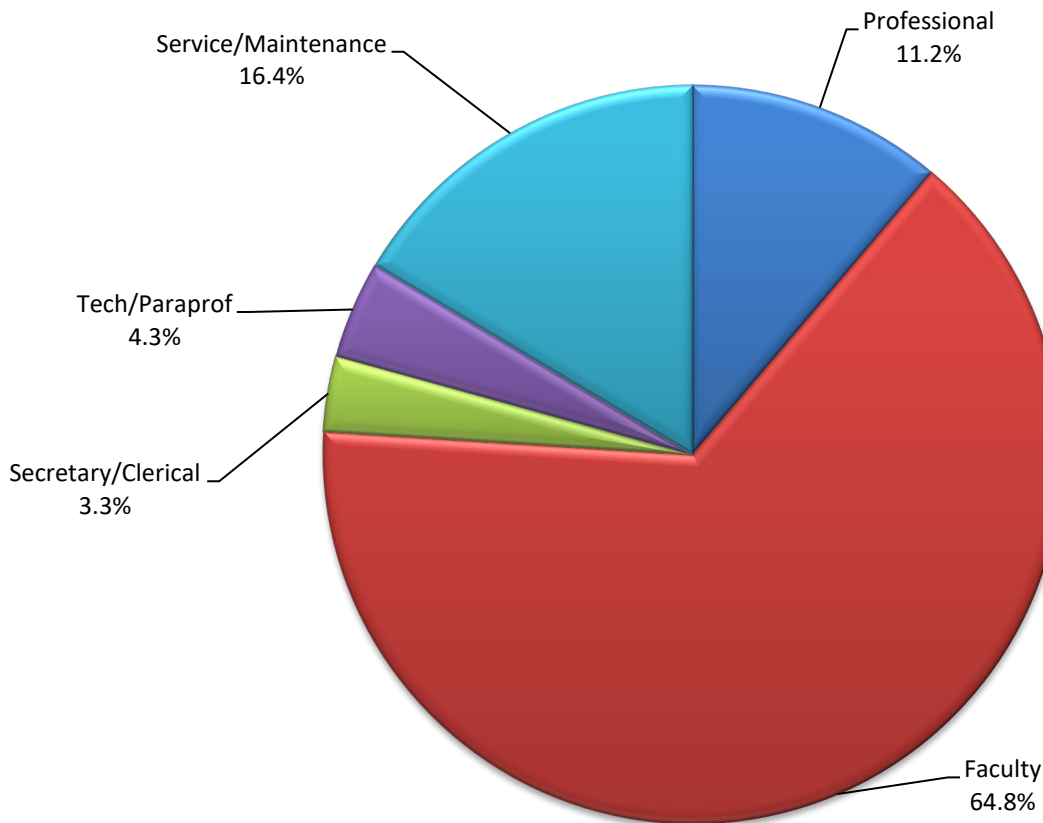
<u>JOB CATEGORY</u>	<u>MALE NUMBER</u>	<u>PERCENT</u>	<u>FEMALE NUMBER</u>	<u>PERCENT</u>	<u>TOTAL NUMBER</u>	<u>PERCENT</u>
Professional	101	42.8%	135	57.2%	236	19.8%
Exec/Adm/Mgr	59	42.4%	80	57.6%	139	11.7%
Faculty	265	53.0%	235	47.0%	500	41.9%
Secretary/Clerical	9	8.3%	99	91.7%	108	9.1%
Tech/Paraprof	18	66.7%	9	33.3%	27	2.3%
Skilled Trades	5	100.0%	0	0.0%	5	0.4%
Service/Maintenance	105	67.7%	50	32.3%	155	13.0%
Temporary Full-Time	9	42.9%	12	57.1%	21	1.8%
Temporary FT Ser Main	1	100.0%	0	0.0%	1	0.1%
TOTAL	572	48.0%	620	52.0%	1,192	100.0%

Source: Office of Human Resource Development

*****FALL 2024 DATA NOT AVAILABLE AT TIME OF PRINTING
FALL 2023 DATA INCLUDED**

**UNIVERSITY STAFF BY JOB CATEGORY AND GENDER
FALL 2023**

PART-TIME



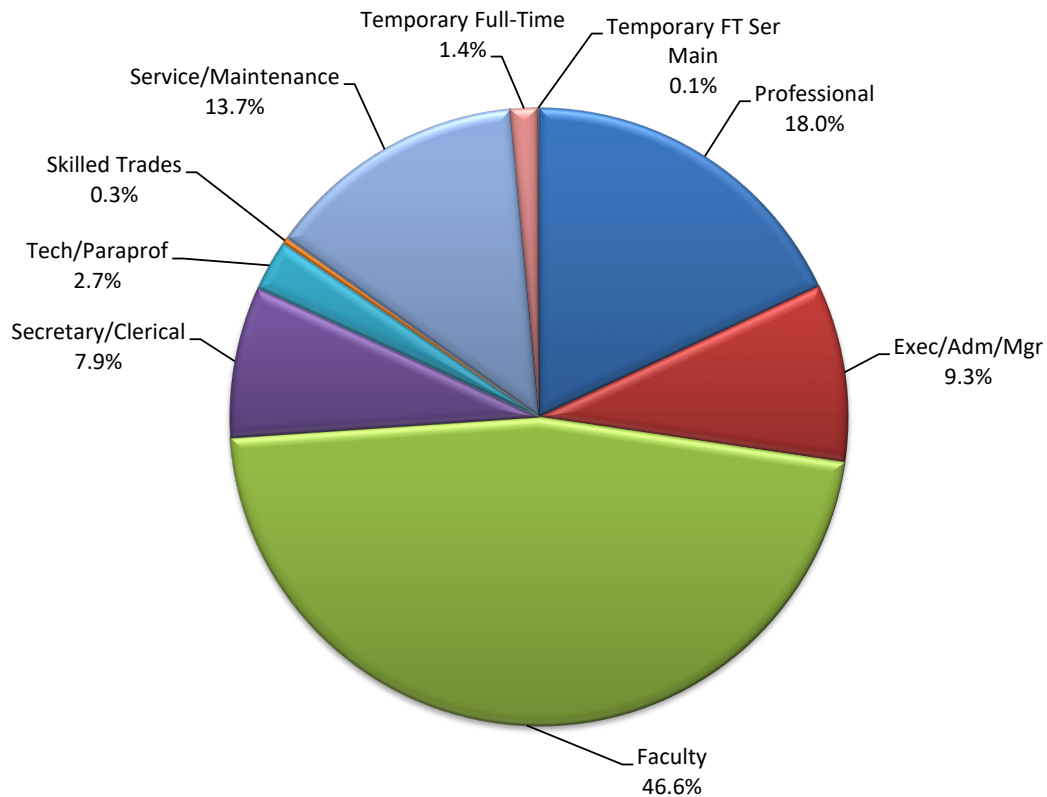
<u>JOB CATEGORY</u>	<u>MALE NUMBER</u>	<u>PERCENT</u>	<u>FEMALE NUMBER</u>	<u>PERCENT</u>	<u>TOTAL NUMBER</u>	<u>PERCENT</u>
Professional	16	47.1%	18	52.9%	34	11%
Faculty	75	38.1%	122	61.9%	197	64.8%
Secretary/Clerical	0	0.0%	10	100.0%	10	3.3%
Tech/Paraprof	3	23.8%	10	76.2%	13	4.3%
Service/Maintenance	28	63.8%	22	36.2%	50	16.4%
TOTAL	122	40.1%	182	59.9%	304	100.0%

Source: Office of Human Resource Development

*****FALL 2024 DATA NOT AVAILABLE AT TIME OF PRINTING
FALL 2023 DATA INCLUDED**

**UNIVERSITY STAFF BY JOB CATEGORY AND GENDER
FALL 2023**

TOTAL



<u>JOB CATEGORY</u>	<u>MALE</u> <u>NUMBER</u>	<u>PERCENT</u>	<u>FEMALE</u> <u>NUMBER</u>	<u>PERCENT</u>	<u>TOTAL</u> <u>NUMBER</u>	<u>PERCENT</u>
Professional	117	43.3%	153	56.7%	270	18.0%
Exec/Adm/Mgr	59	42.4%	80	57.6%	139	9.3%
Faculty	340	48.8%	357	51.2%	697	46.6%
Secretary/Clerical	9	7.6%	109	92.4%	118	7.9%
Tech/Paraprof	21	52.5%	19	47.5%	40	2.7%
Skilled Trades	5	100.0%	0	0.0%	5	0.3%
Service/Maintenance	133	64.9%	72	35.1%	205	13.7%
Temporary Full-Time	9	42.9%	12	57.1%	21	1.4%
Temporary FT Ser Main	1	100.0%	0	0.0%	1	0.1%
TOTAL	694	46.4%	802	53.6%	1,496	100.0%

Source: Office of Human Resource Development

*****FALL 2024 DATA NOT AVAILABLE AT TIME OF PRINTING
- FALL 2023 DATA INCLUDED**

**FALL FACULTY AND STAFF BY RACE/ETHNICITY AND GENDER
FULL-TIME & PART-TIME EMPLOYEES - 11/1/2023**

	<u>FEMALE</u>	<u>MALE</u>	<u>TOTAL</u>
AMERICAN INDIAN OR ALASKAN NATIVE	3	3	6
ASIAN	16	12	28
BLACK OR AFRICAN AMERICAN	19	21	40
HISPANIC OR LATINO	12	11	23
INTERNATIONAL	5	10	15
NATIVE HAWAIIAN OR PACIFIC ISLANDER	2	1	3
TWO OR MORE RACES	9	8	17
WHITE	733	623	1,356
UNREPORTED	3	5	8
TOTAL	802	694	1,496

The following definitions are used in determining racial/ethnic designations:

American Indian or Alaskan Native:

A person having origins in any of the original peoples of North and South America (including Central America), and who maintains cultural identification through tribal affiliation or community attachment.

Asian:

A person having origins in any of the original peoples of the Far East, Southeast Asia, or the Indian Subcontinent including, for example, Cambodia, China, India, Japan, Korea, Malaysia, Pakistan, the Philippine Islands, Thailand, and Vietnam.

Black or African American:

A person having origins in any of the black racial groups of Africa.

Hispanic or Latino:

A person of Cuban, Mexican, Puerto Rican, Central or South American, or other Spanish culture or origin, regardless of race.

International:

A person who is not a citizen of the United States, and who is in this country on a temporary basis and does not have a right to remain indefinitely. (Prior to 2015, International Counts were reflected in the actual race/ethnicity, to keep consistent with State/Federal reporting the counts are now reflected in "International").

Native Hawaiian or Pacific Islander:

A person having origins in any of the original peoples of Hawaii, Guam, Samoa, or other Pacific Islands.

White:

A person having origins in any of the original peoples of Europe, the Middle East, or North Africa.

Source: Office of Human Resource Development

*****FALL 2024 DATA NOT AVAILABLE AT TIME OF PRINTING
- FALL 2023 DATA INCLUDED**

**FALL STUDENT EMPLOYEE BY RACE/ETHNICITY AND GENDER
PART-TIME STUDENT EMPLOYEES - 11/1/2023**

	<u>FEMALE</u>	<u>MALE</u>	<u>TOTAL</u>
AMERICAN INDIAN OR ALASKAN NATIVE	3	8	11
ASIAN	13	6	19
BLACK OR AFRICAN AMERICAN	104	81	185
HISPANIC OR LATINO	58	34	92
INTERNATIONAL	23	38	61
NATIVE HAWAIIAN OR PACIFIC ISLANDER	0	0	0
TWO OR MORE RACES	31	22	53
WHITE	602	439	1,041
UNREPORTED	30	15	45
TOTAL	864	643	1,507

The following definitions are used in determining racial/ethnic designations:

American Indian or Alaskan Native:

A person having origins in any of the original peoples of North and South America (including Central America), and who maintains cultural identification through tribal affiliation or community attachment.

Asian:

A person having origins in any of the original peoples of the Far East, Southeast Asia, or the Indian Subcontinent including, for example, Cambodia, China, India, Japan, Korea, Malaysia, Pakistan, the Philippine Islands, Thailand, and Vietnam.

Black or African American:

A person having origins in any of the black racial groups of Africa.

Hispanic or Latino:

A person of Cuban, Mexican, Puerto Rican, Central or South American, or other Spanish culture or origin, regardless of race.

International:

A person who is not a citizen of the United States, and who is in this country on a temporary basis and does not have a right to remain indefinitely. (Prior to 2015, International Counts were reflected in the actual race/ethnicity, to keep consistent with State/Federal reporting the counts are now reflected in "International").

Native Hawaiian or Pacific Islander:

A person having origins in any of the original peoples of Hawaii, Guam, Samoa, or other Pacific Islands.

White:

A person having origins in any of the original peoples of Europe, the Middle East, or North Africa.

Source: Office of Student Employment

DISTINGUISHED TEACHER AWARD

The Ferris State University Academic Senate oversees the selection of the Distinguished Teacher Awards. Teachers receiving this award have been nominated by their peers based on the following criteria: teaching excellence; participation in professional development activities; interest in students outside the classroom/laboratory; and exhibiting distinction as a member of the university community.

YEAR	RECIPIENT	COLLEGE	YEAR	RECIPIENT	COLLEGE
1977	Max T. Yeley	Technology	1998	Walt Hoeksema	Arts & Sciences
1978	Richard L. Shaw	Technology	1998	Mitchell LeClaire	Technology
1979	Joseph J. Mitala	Pharmacy	1999	Maryanne Heidemann	Arts & Sciences
1980	Sidney P. Sytsma	Business	1999	James (Ted) Walker	Arts & Sciences
1981	Richard A. Santer	Arts & Sciences	2000	Daniel E. Noren	Arts & Sciences
1982	Michael D. Ells	Allied Health	2000	Richard J. Pisacreta	Arts & Sciences
1982	Neill H. Nutter	Arts & Sciences	2001	Abdollah Ferdowsi	Business
1983	Herbert L. Carson	Arts & Sciences	2001	J. Randall Groves	Arts & Sciences
1984	Robert E. Friar	Arts & Sciences	2002	Sheila Squicciarini	Allied Health Sciences
1984	Newell H. Johnson	Technology	2003	David Aiken	Arts & Sciences
1985	Julia H. Bonkowski	Allied Health	2003	David Hanna	Technology
1985	James P. Lehnert	Arts & Sciences	2003	Phillip Middleton	Arts & Sciences
1986	Ada Lou Carson	Arts & Sciences	2004	David Pilgrim	Arts & Sciences
1987	Michael C. Cooper	Business	2005	Robert McCullough	Arts & Sciences
1987	Rose Ann Swartz	Business	2005	Fred Heck	Arts & Sciences
1988	Robert C. Ferguson	Arts & Sciences	2006	Pasquale Di Raddo	Arts & Sciences
1988	Garth S. McHattie	Education	2007	Mary Murnik	Arts & Sciences
1989	Mark A. Curtis	Technology	2008	Khagendra Thapa	Technology
1989	James D. Maas	Business	2009	Daniel Adsmond	Arts & Sciences
1990	Marilyn Keigley	Business	2010	Richard Goosen	Engineering Technology
1990	Christine Towner	Allied Health	2011	Greg Gogolin	Business
1991	Roxanne M. Cullen	Arts & Sciences	2012	Clifton V. Franklund	Arts & Sciences
1991	Gary C. Horn	Arts & Sciences	2013	Avesh Raghunandan	Optometry
1992	Bruce L. Beetley	Arts & Sciences	2014	Gary Huey	Arts & Sciences
1992	John H. Landis	Allied Health Sciences	2014	Jennifer Johnson	Arts & Sciences
1993	Doug Fonner	Arts & Sciences	2015	Not Awarded	
1993	Terry Nerbonne	Education	2016	Sharon Colley	Health Professions
1994	Fred Lovgren	Business	2017	John Scott Gray	Arts & Sciences
1994	Edward Stuart	Technology	2018	Deborah Rockman	Kendall
1995	Maude Bigford	Arts & Sciences	2019	Tracy Busch	Arts & Sciences
1995	Judy Schottle	Allied Health Sciences	2020	Lori A. Faulkner	Kendall
1996	Michael Keating	Optometry	2021	Patrick Bishop	Business
1996	Caroline Stern	Arts & Sciences	2022	Eric Warner	Arts, Sciences & Education
1997	J. Randall Vance	Optometry	2023	Joshua Pardon	Business
			2024	Becky Johnson-Himes	Health Professions

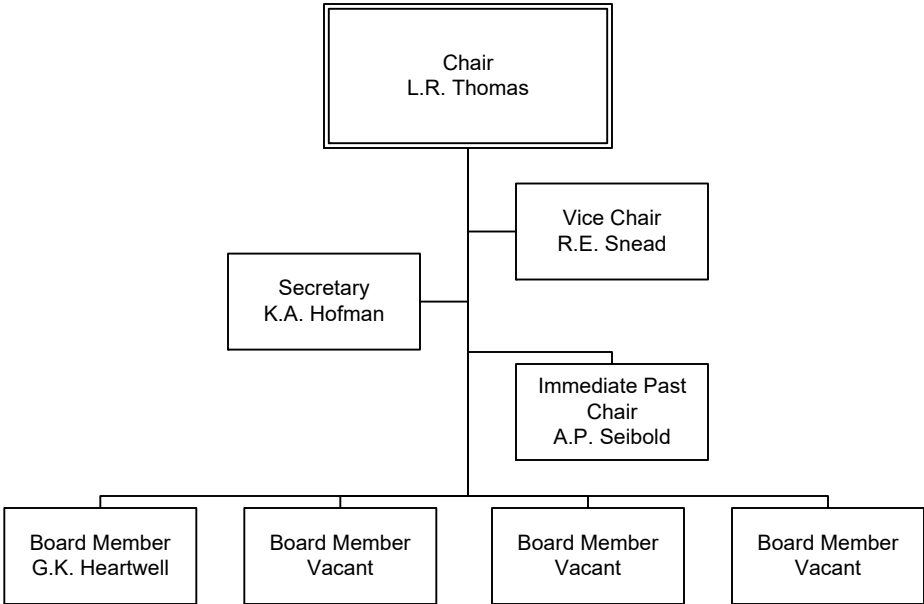
Source: Academic Senate

ORGANIZATIONAL

CHARTS

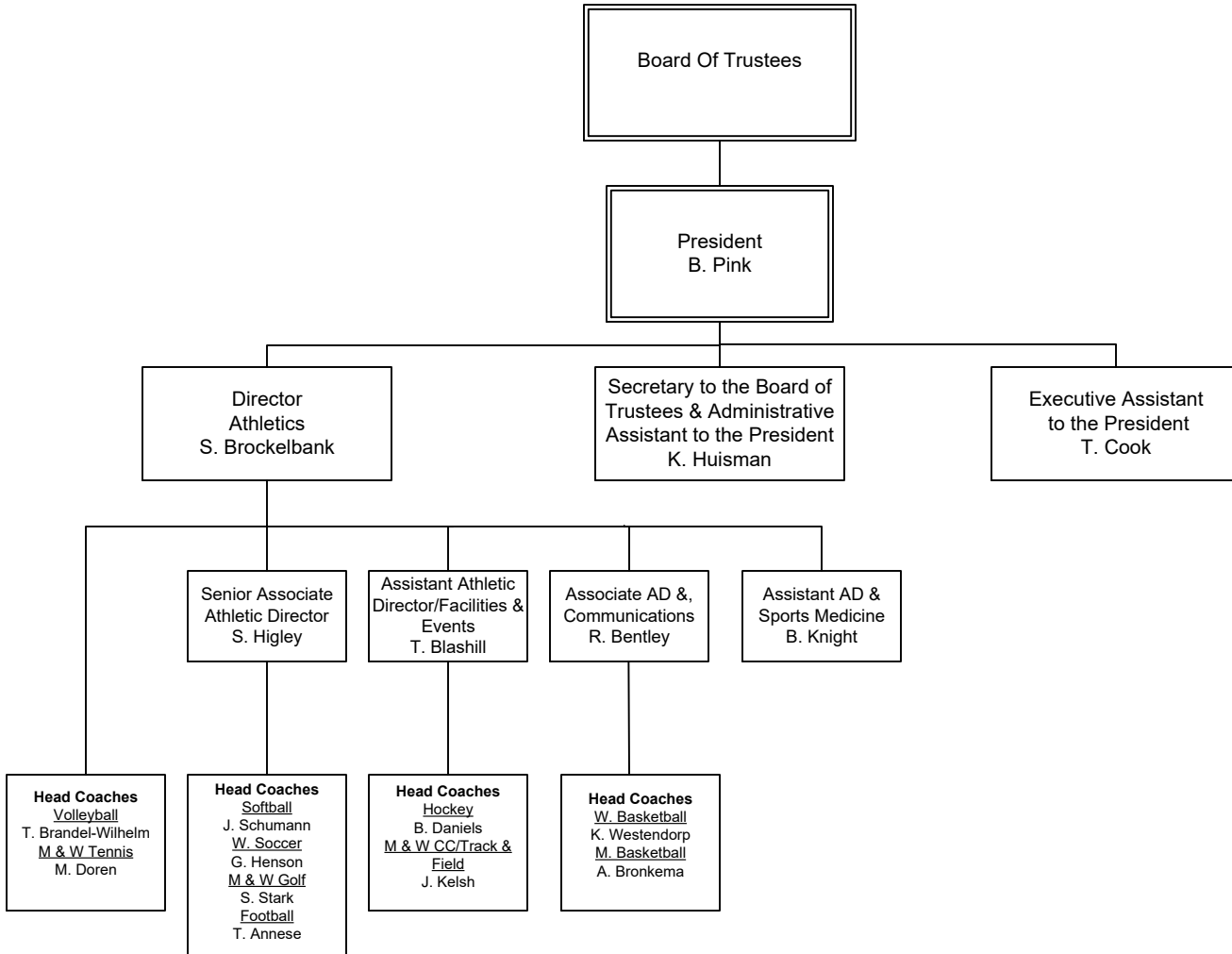
FERRIS STATE UNIVERSITY

BOARD OF TRUSTEES



FERRIS STATE UNIVERSITY

EXECUTIVE DIVISION



FERRIS STATE UNIVERSITY

PRESIDENT'S COUNCIL

Board Of Trustees

President
B. Pink

Provost &
Vice President
Academic Affairs
B. Fleischman

Vice President
Administration &
Finance
A. Matheson

Vice President for
Diversity, Inclusion
& Strategic
Initiatives
D. Pilgrim

Vice President &
General Counsel
M. Postema

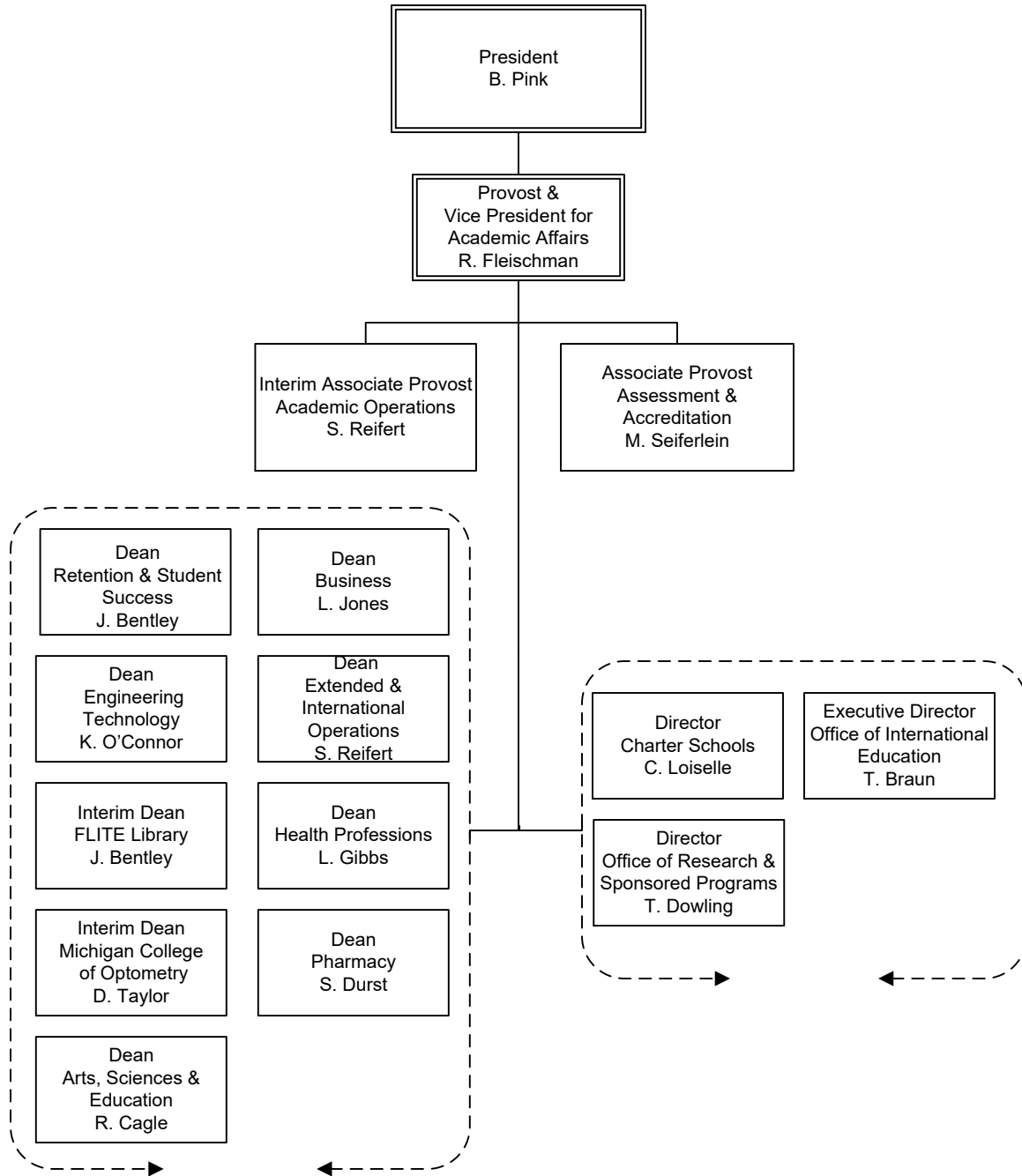
President
Kendall College &
VP of Ferris
T. McCrackin

Vice President
Student Affairs
J. Ward-Roof

Vice President
University
Advancement &
Marketing
K. Mullins

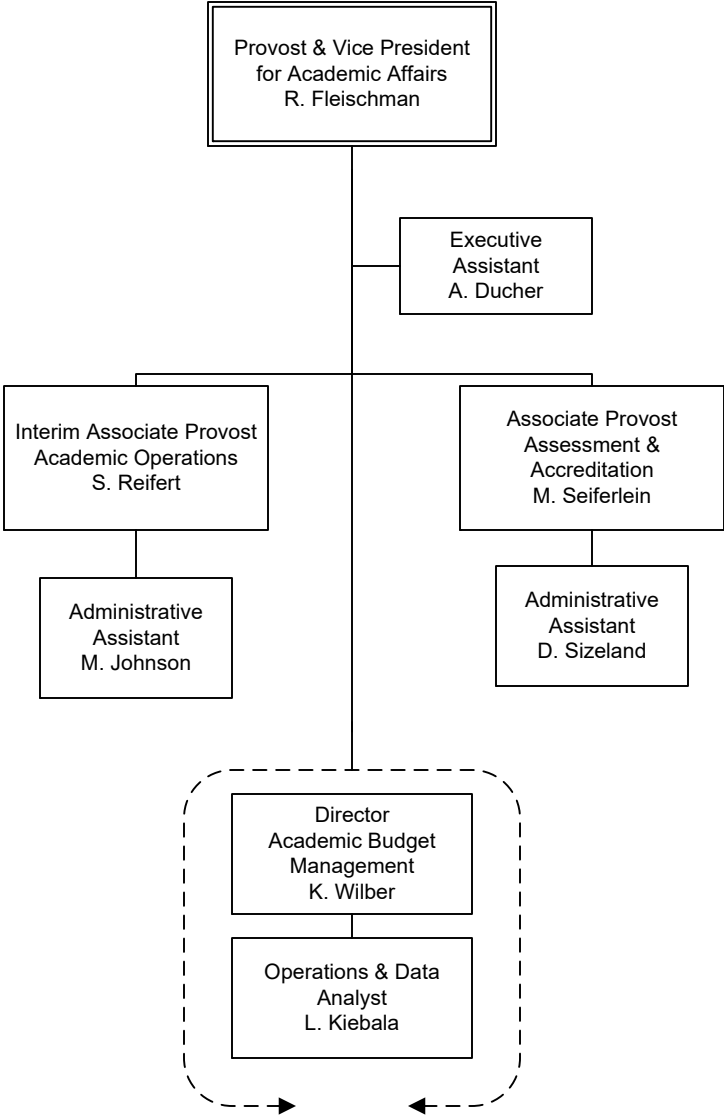
FERRIS STATE UNIVERSITY

ACADEMIC AFFAIRS DIVISION



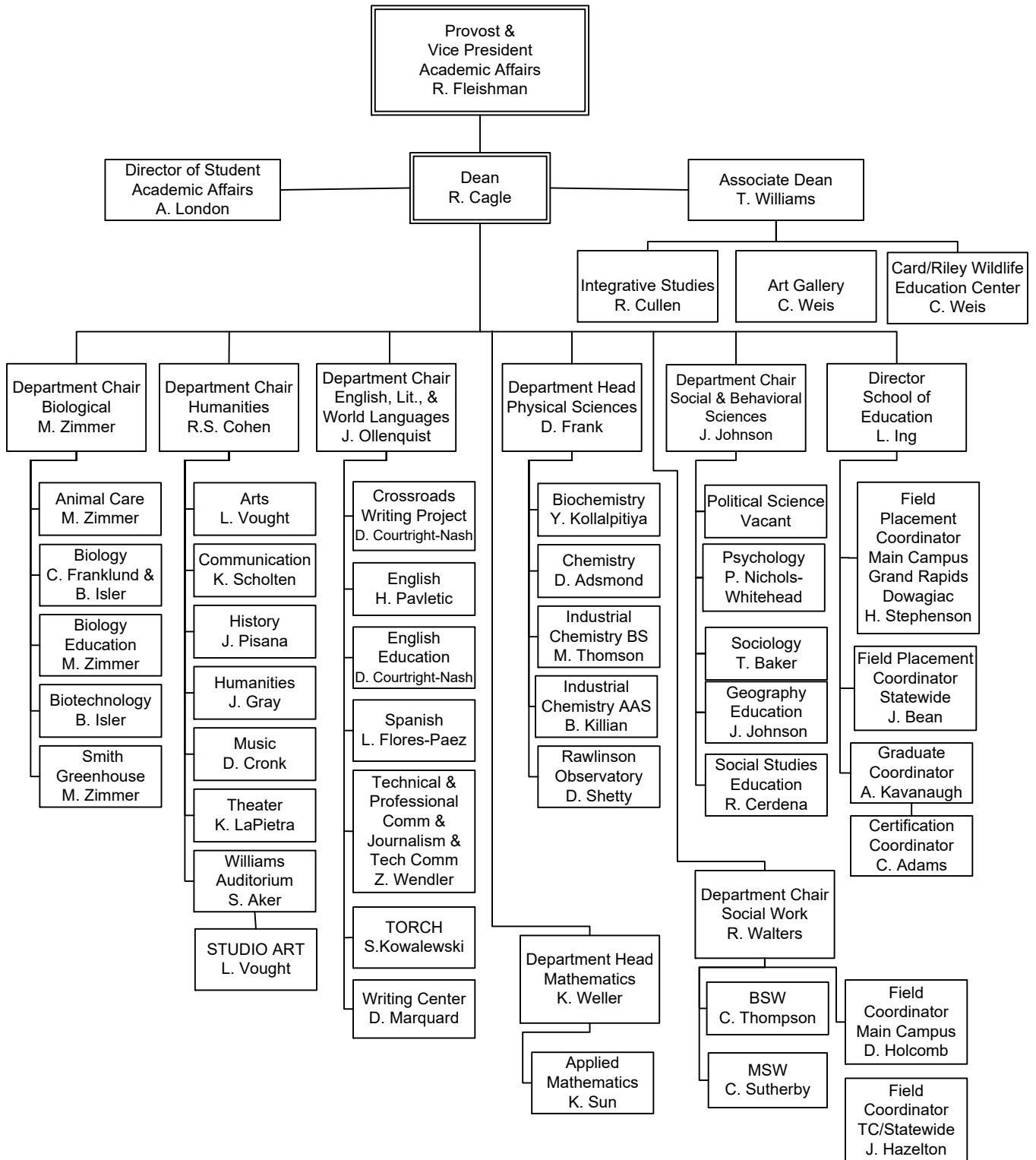
FERRIS STATE UNIVERSITY
ACADEMIC AFFAIRS DIVISION

OFFICE OF ACADEMIC AFFAIRS



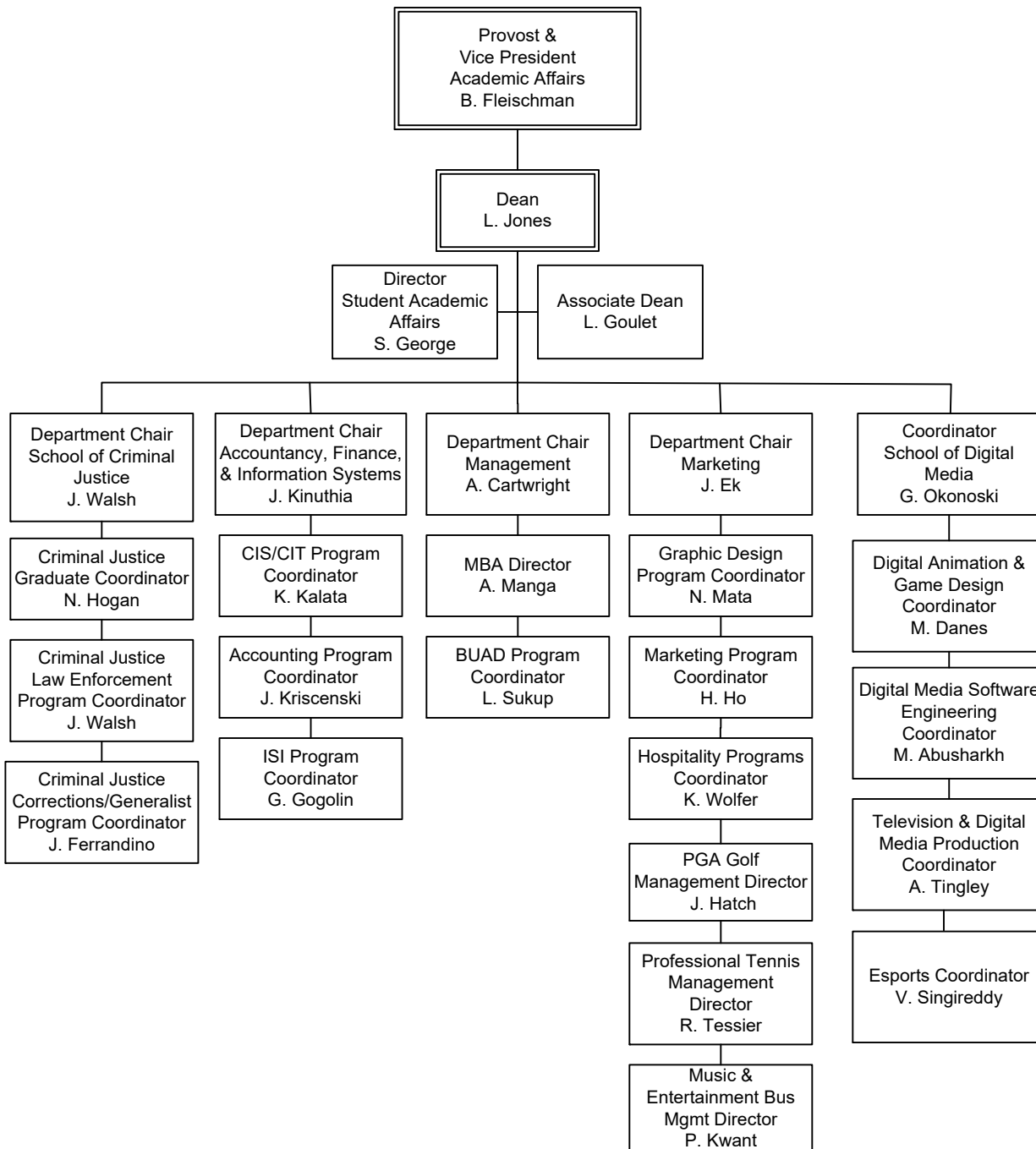
FERRIS STATE UNIVERSITY
ACADEMIC AFFAIRS DIVISION

COLLEGE OF ARTS, SCIENCES and EDUCATION



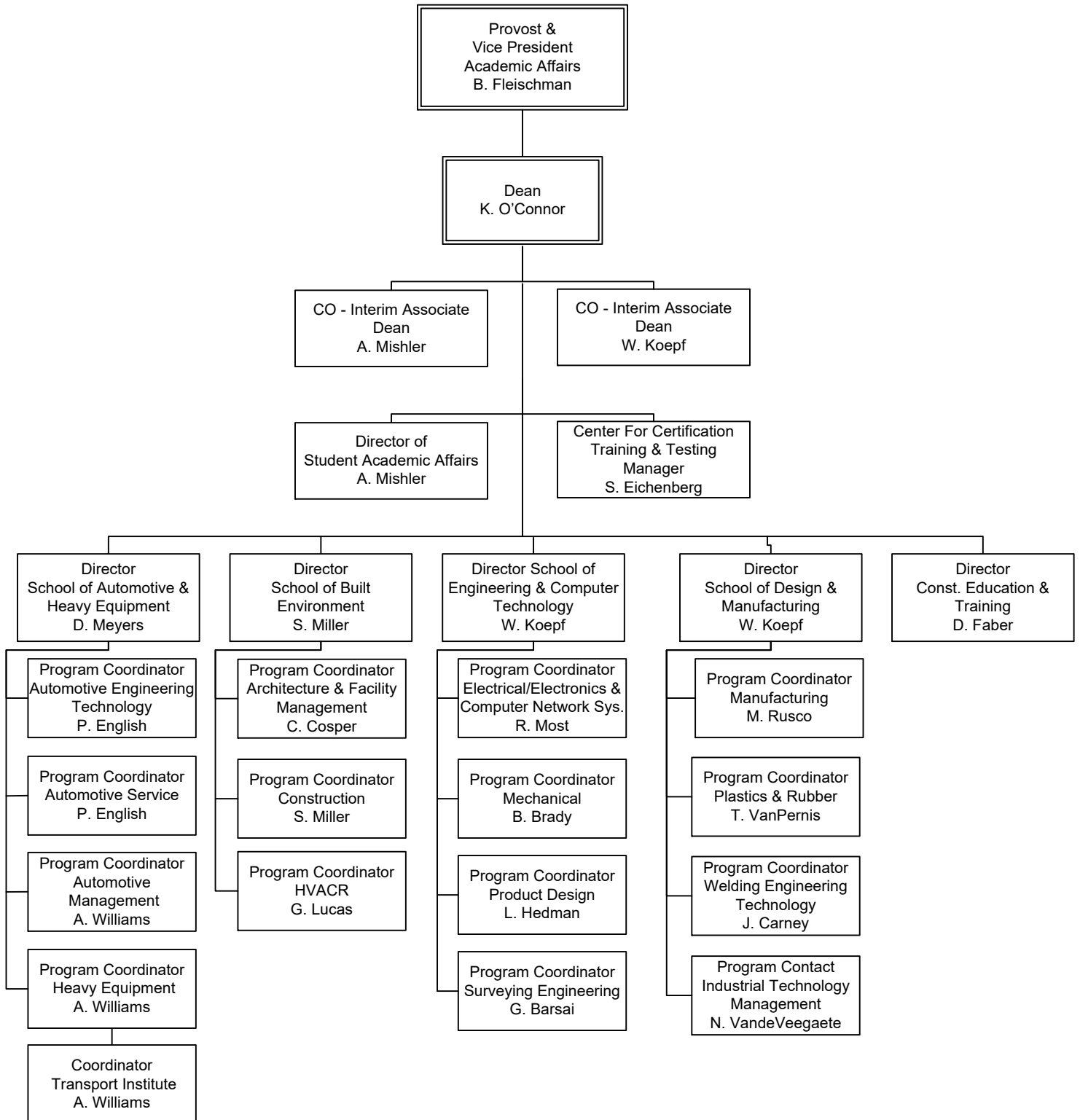
FERRIS STATE UNIVERSITY
ACADEMIC AFFAIRS DIVISION

COLLEGE OF BUSINESS



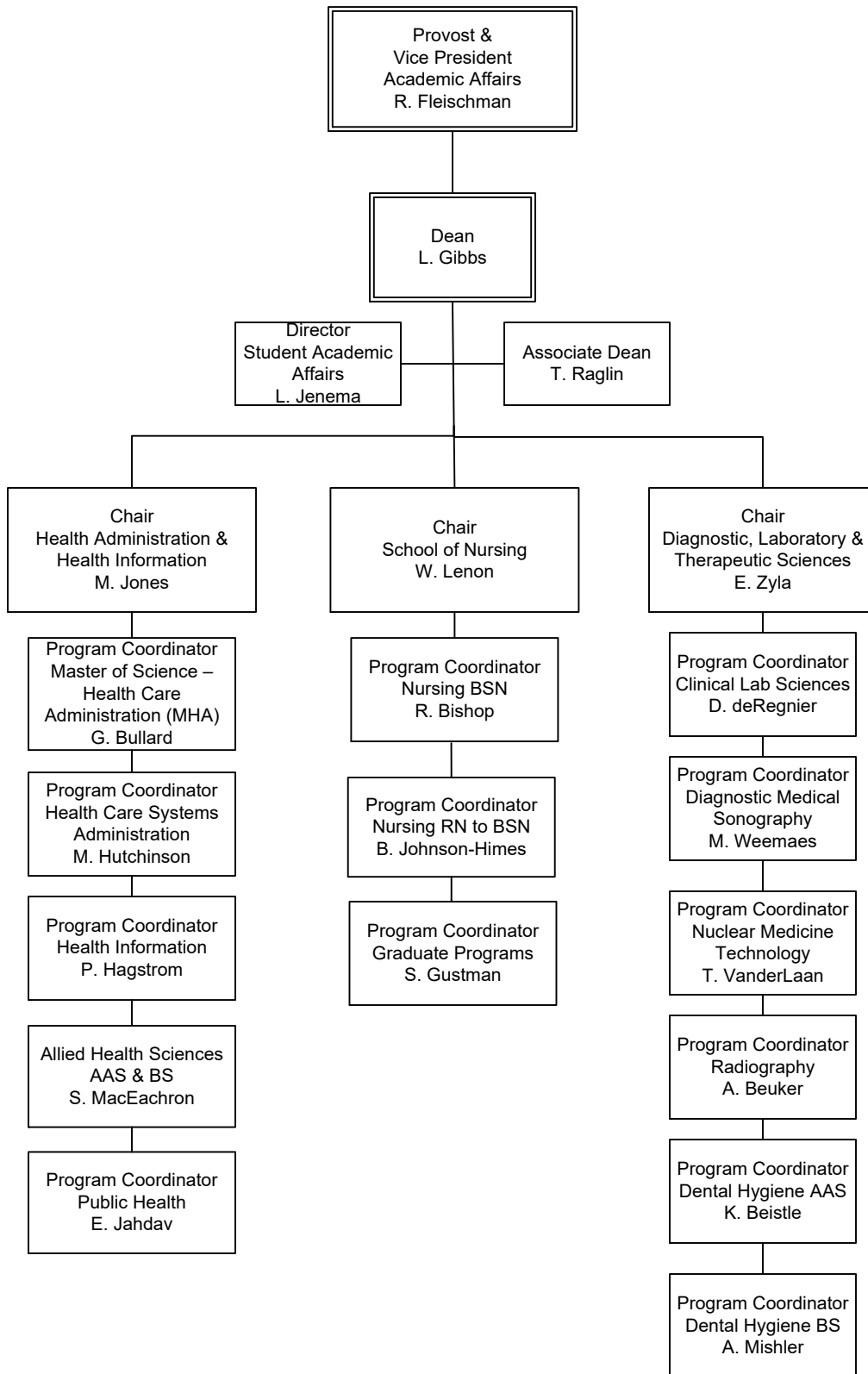
FERRIS STATE UNIVERSITY
ACADEMIC AFFAIRS DIVISION

COLLEGE OF ENGINEERING TECHNOLOGY



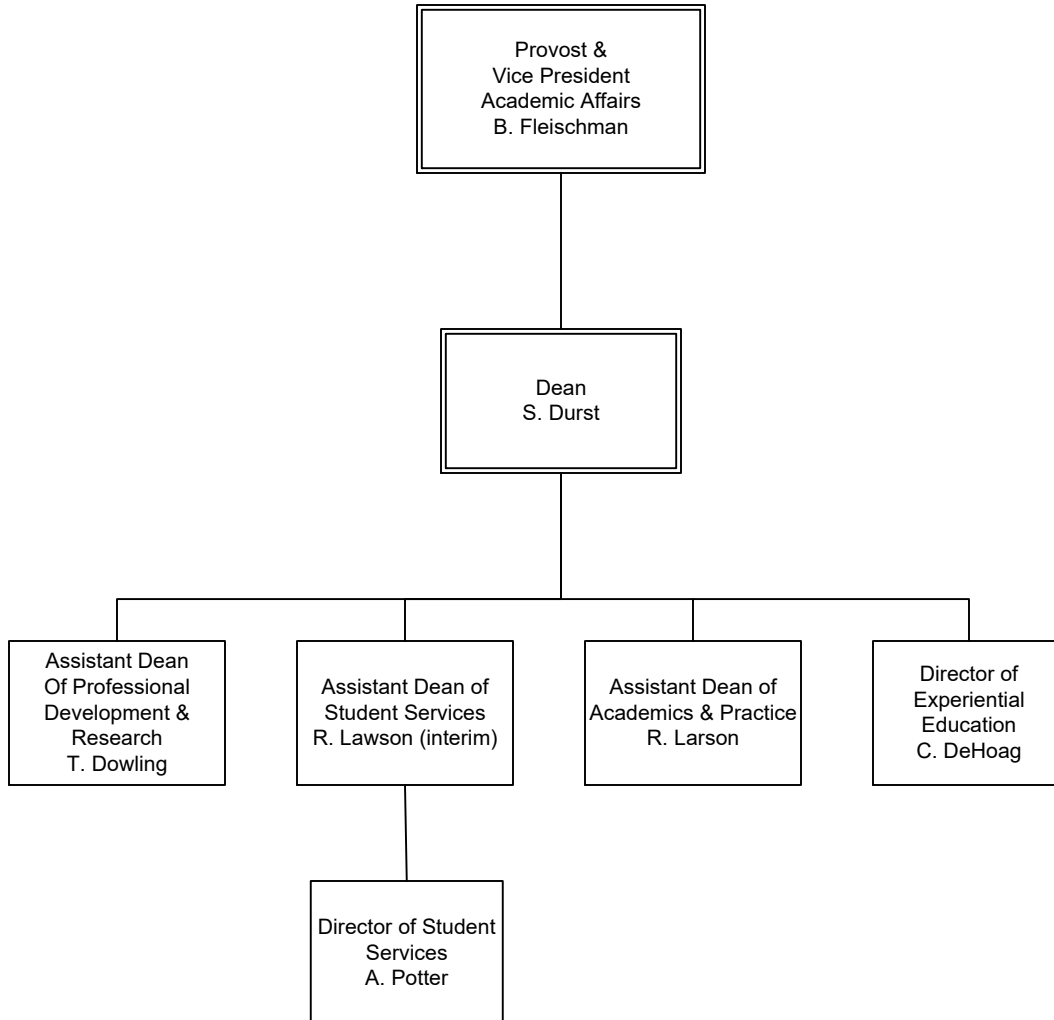
FERRIS STATE UNIVERSITY
ACADEMIC AFFAIRS DIVISION

COLLEGE OF HEALTH PROFESSIONS



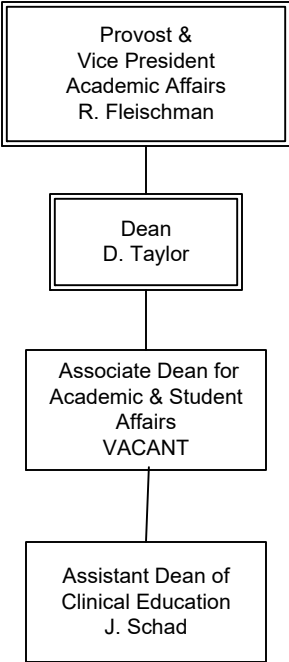
FERRIS STATE UNIVERSITY
ACADEMIC AFFAIRS DIVISION

COLLEGE OF PHARMACY

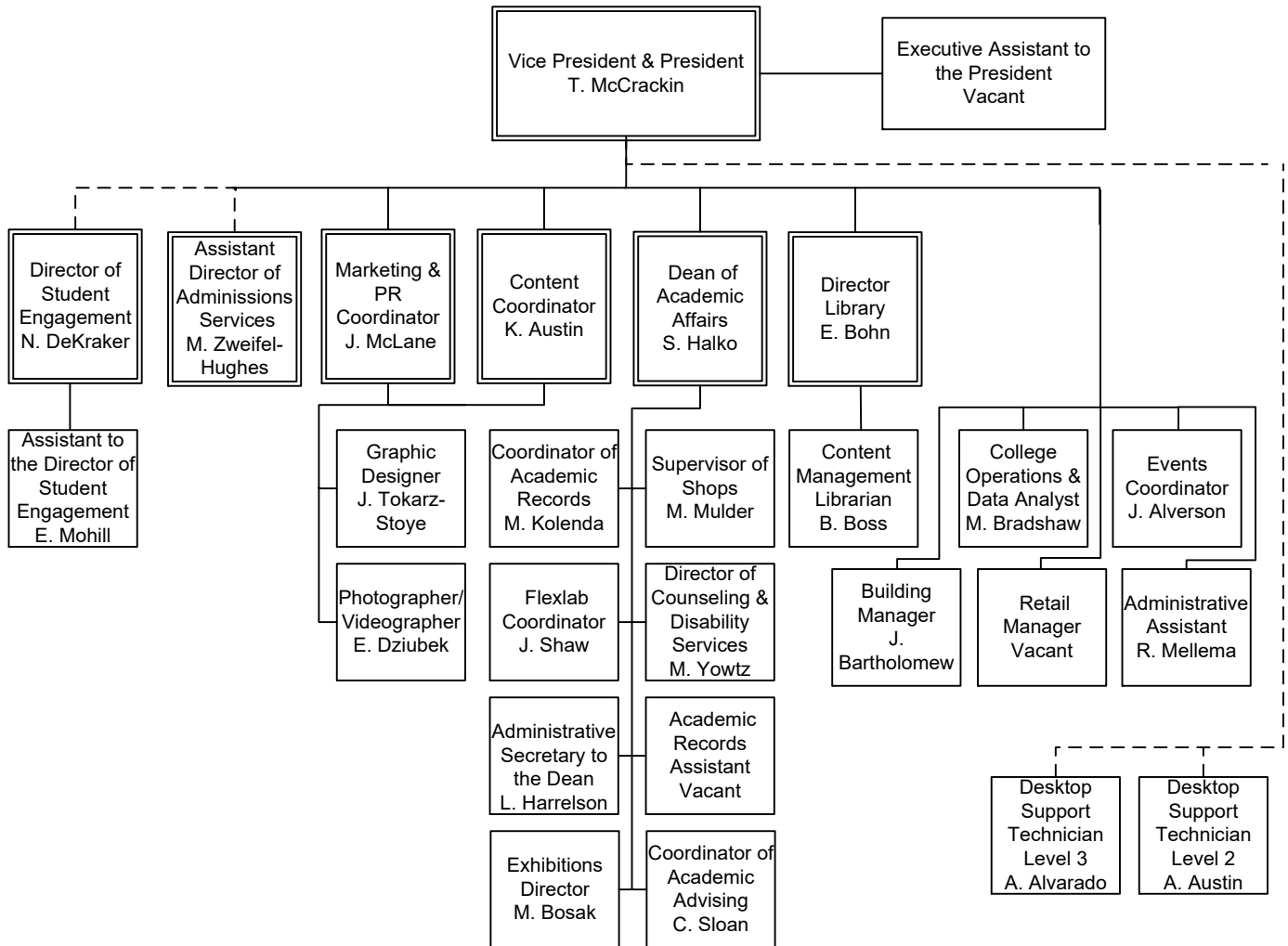


FERRIS STATE UNIVERSITY
ACADEMIC AFFAIRS DIVISION

MICHIGAN COLLEGE OF OPTOMETRY AT FERRIS STATE UNIVERSITY

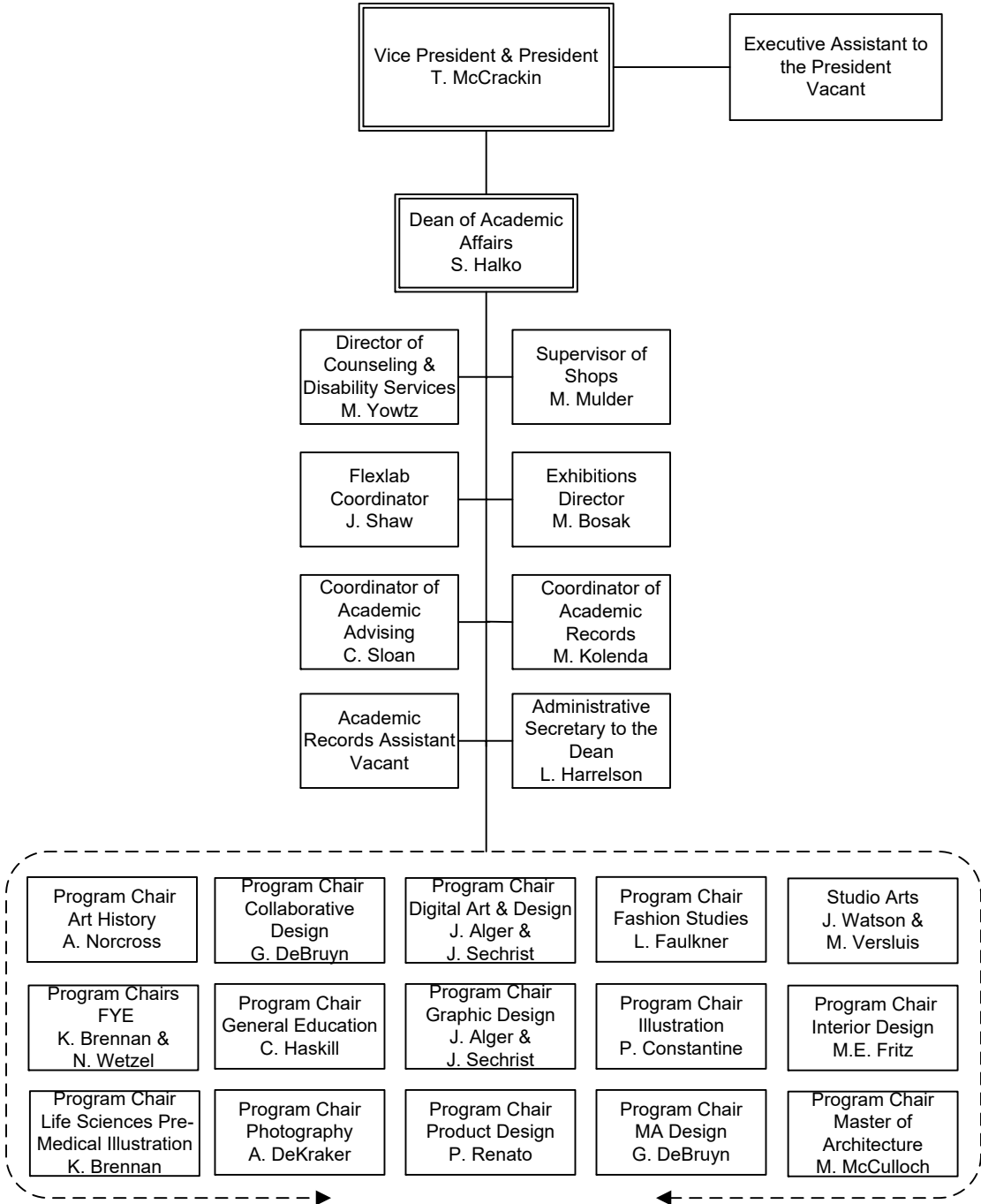


FERRIS STATE UNIVERSITY
KENDALL COLLEGE OF ART and DESIGN



FERRIS STATE UNIVERSITY
KENDALL COLLEGE OF ART and DESIGN

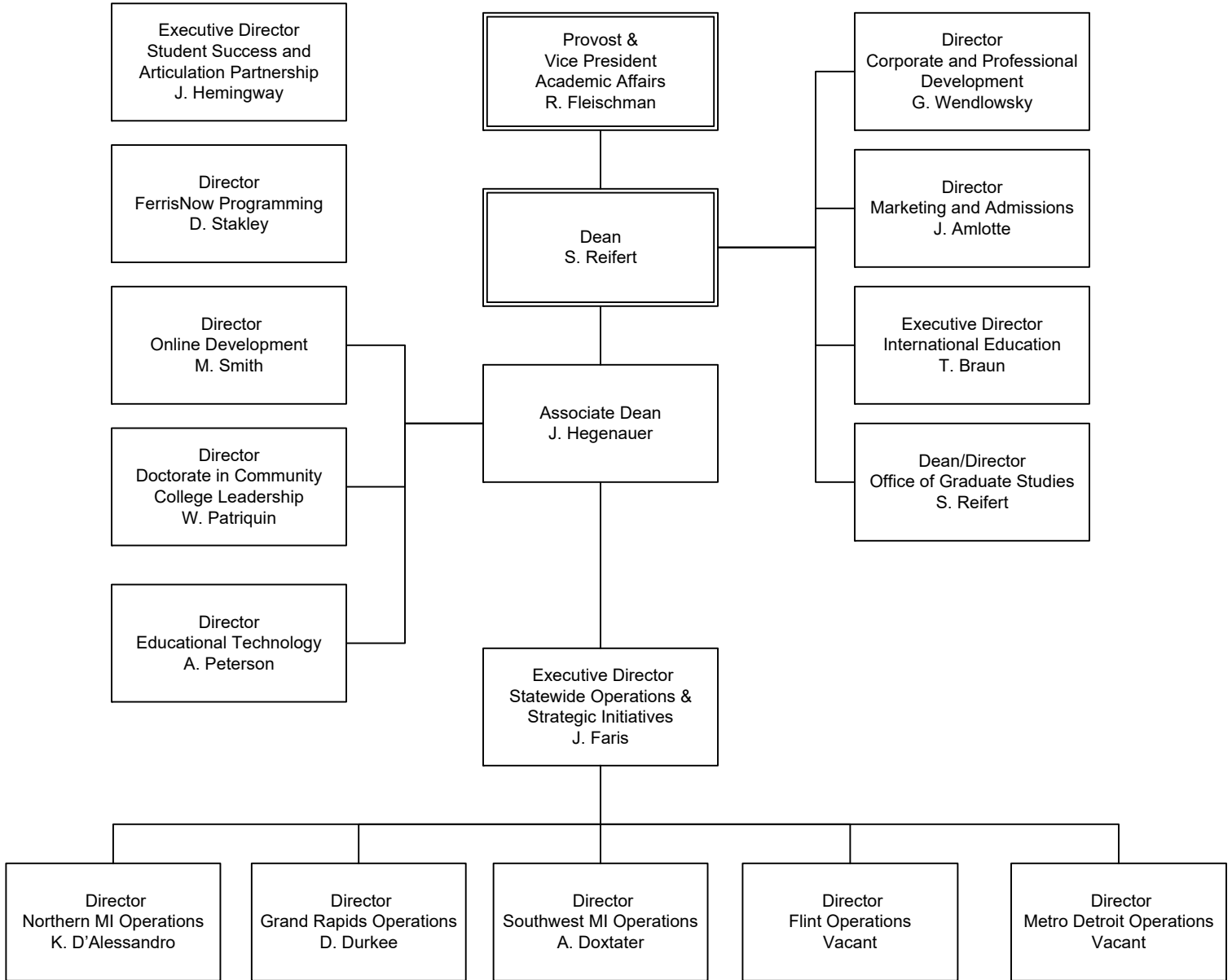
ACADEMIC AFFAIRS



FERRIS STATE UNIVERSITY

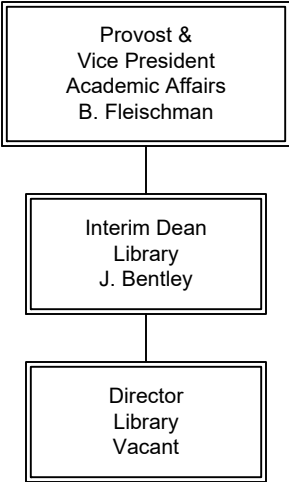
ACADEMIC AFFAIRS DIVISION

EXTENDED & INTERNATIONAL OPERATIONS



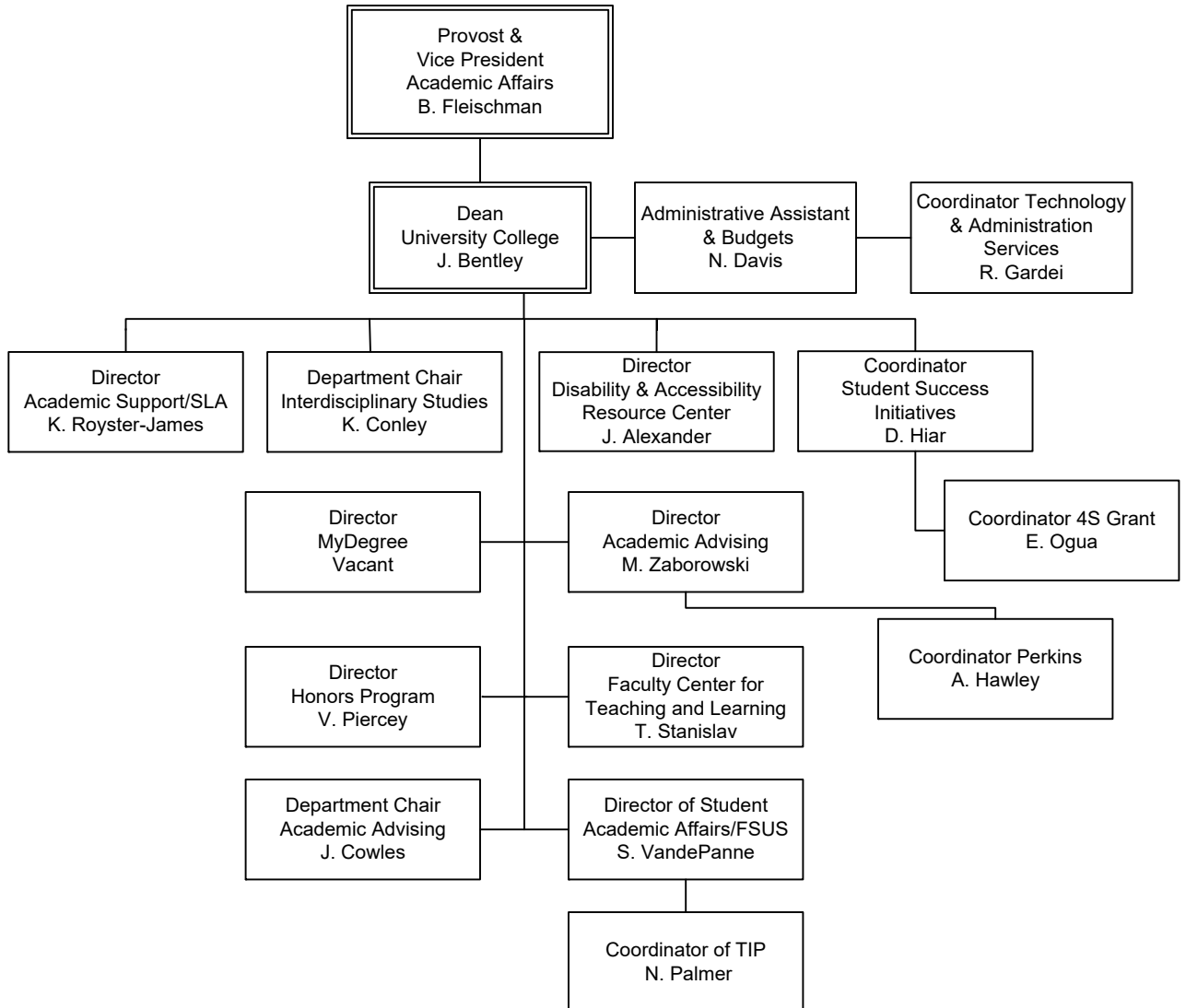
FERRIS STATE UNIVERSITY
ACADEMIC AFFAIRS DIVISION

LIBRARY

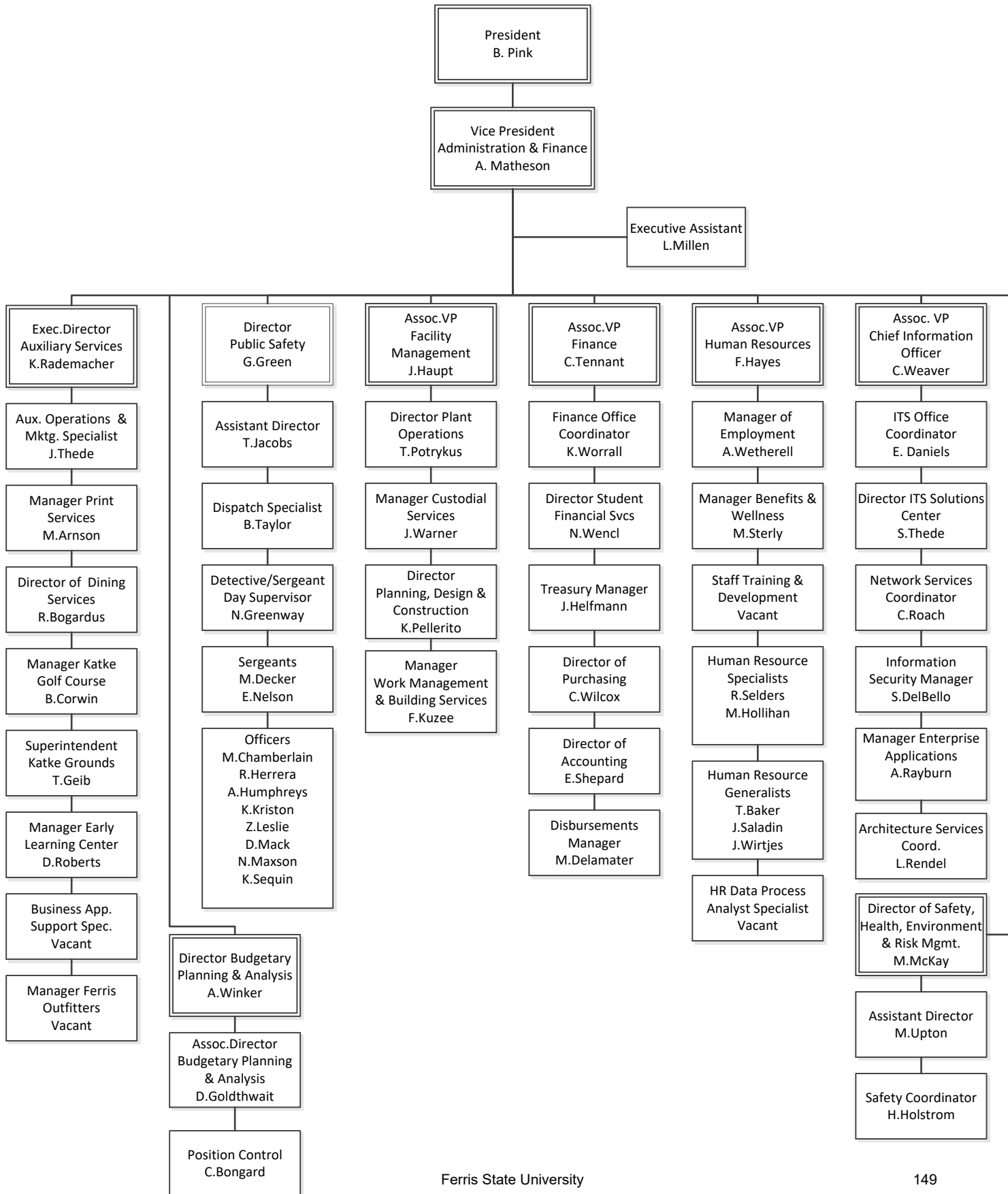


FERRIS STATE UNIVERSITY
ACADEMIC AFFAIRS DIVISION

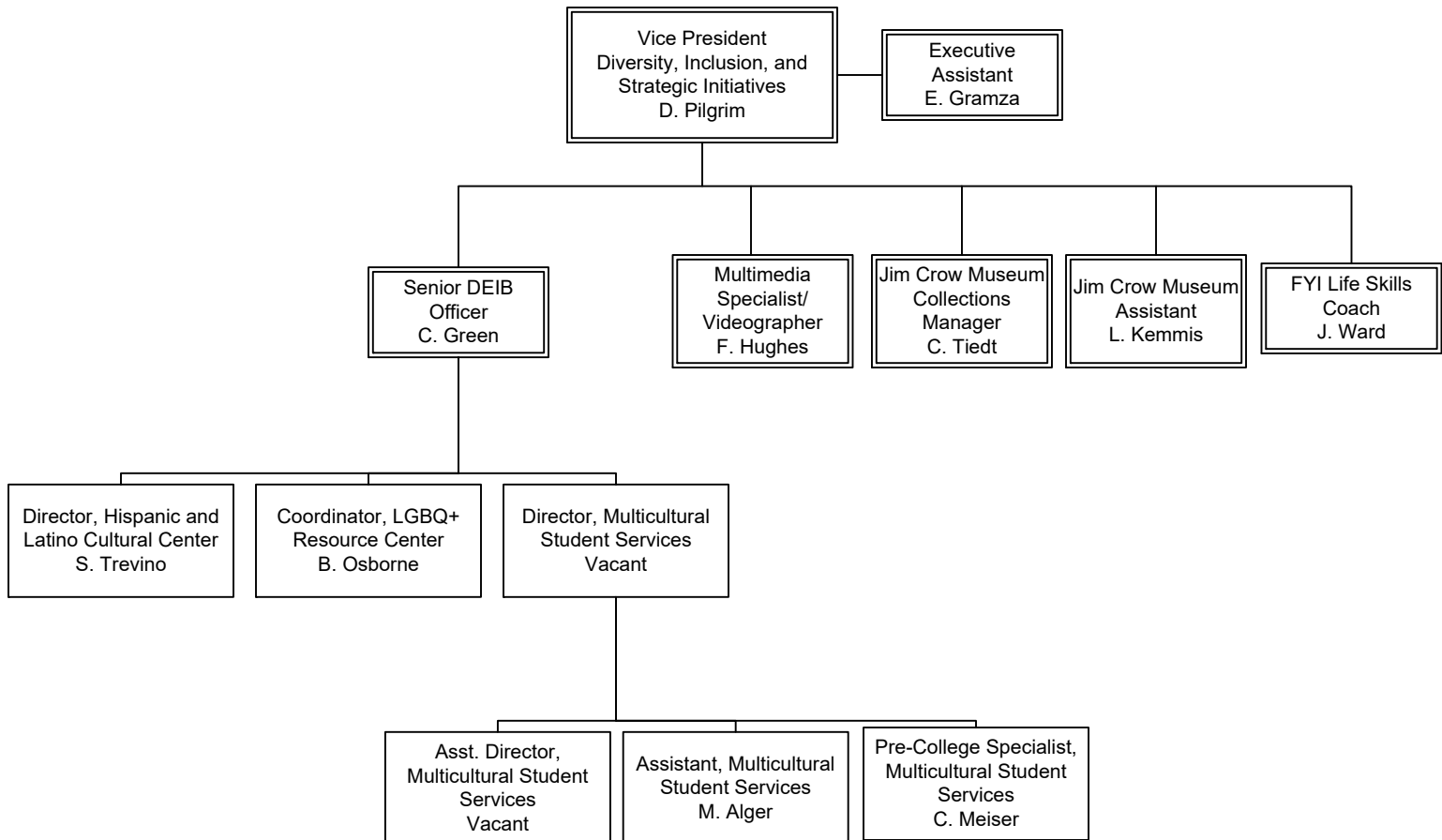
UNIVERSITY COLLEGE



FERRIS STATE UNIVERSITY
ADMINISTRATION & FINANCE DIVISION

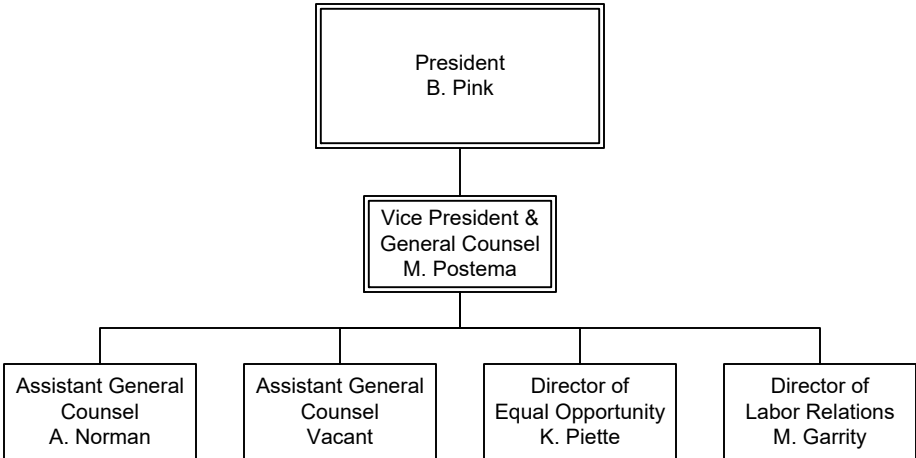


FERRIS STATE UNIVERSITY
DIVERSITY, INCLUSION, AND STRATEGIC INITIATIVES DIVISION

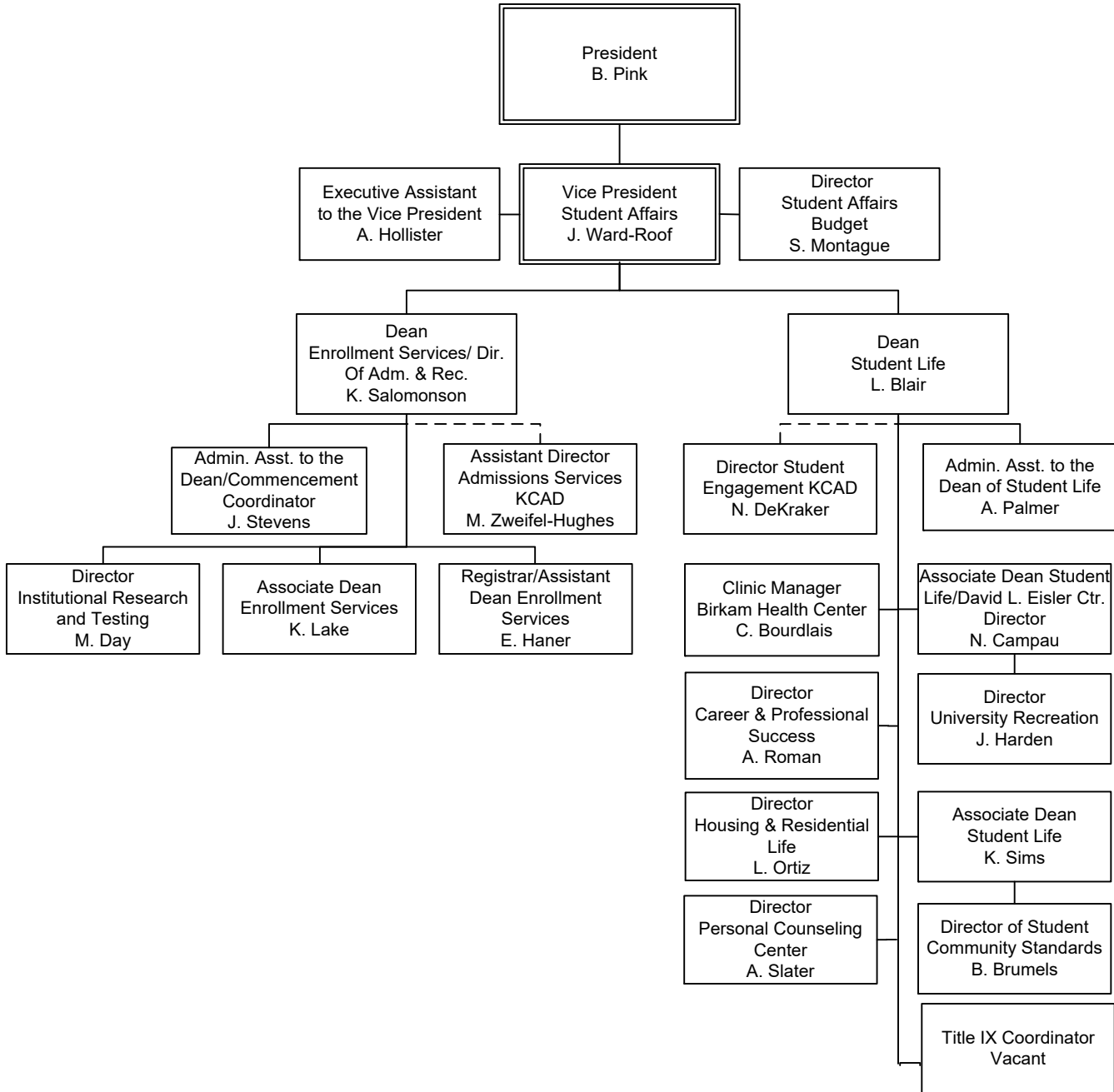


FERRIS STATE UNIVERSITY

OFFICE OF THE VICE PRESIDENT & GENERAL COUNSEL

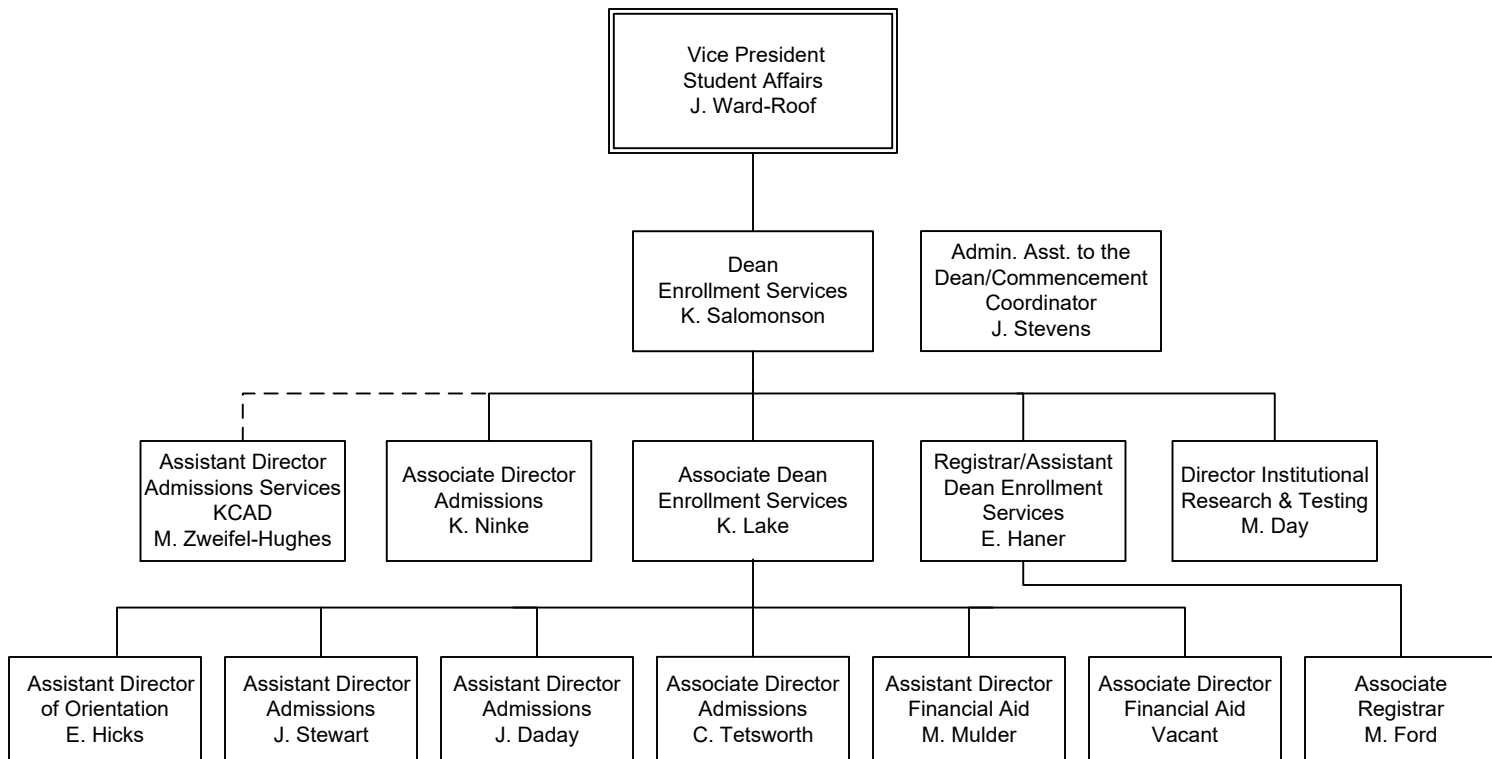


FERRIS STATE UNIVERSITY
STUDENT AFFAIRS DIVISION



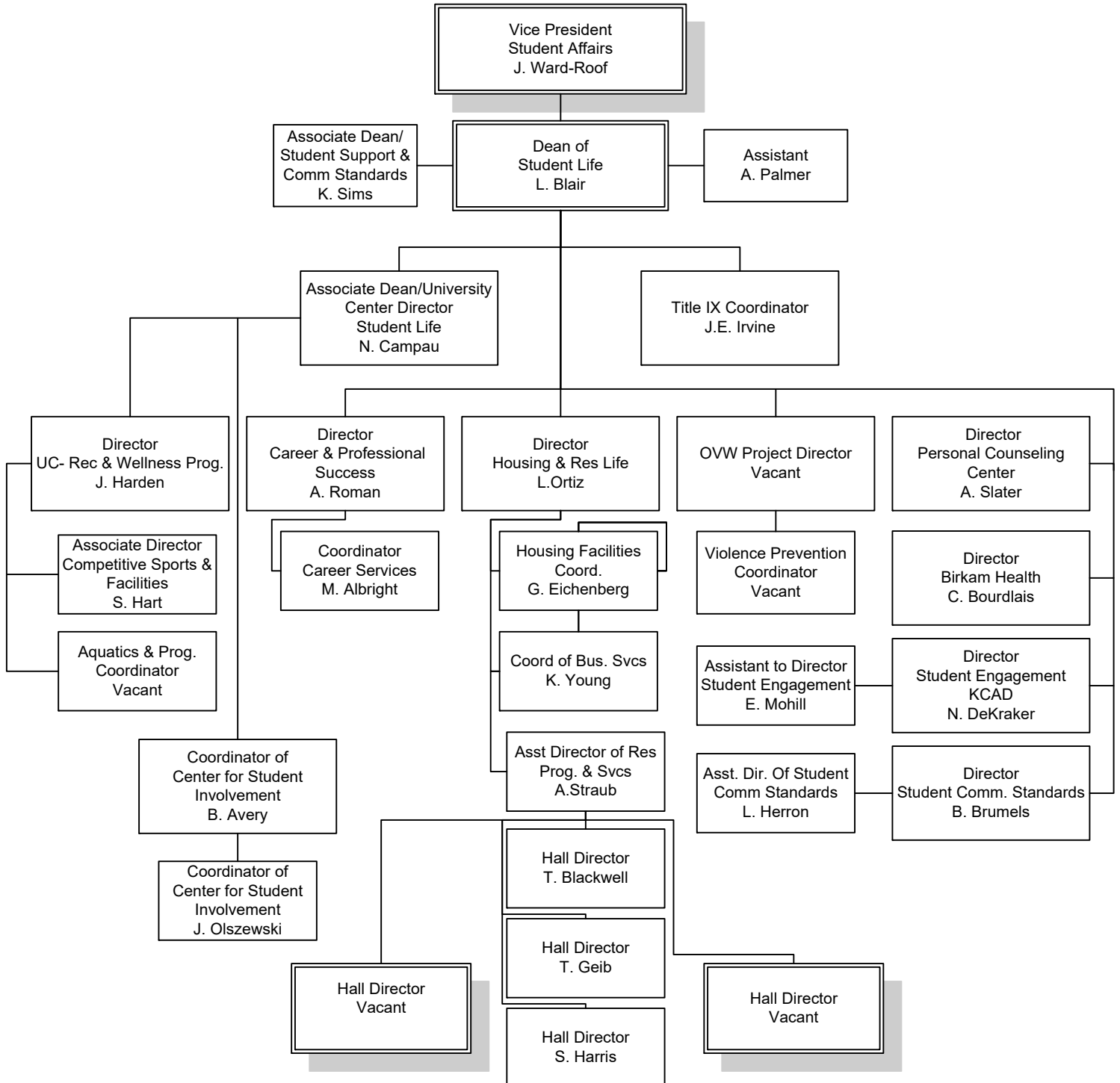
FERRIS STATE UNIVERSITY
STUDENT AFFAIRS DIVISION

ENROLLMENT SERVICES



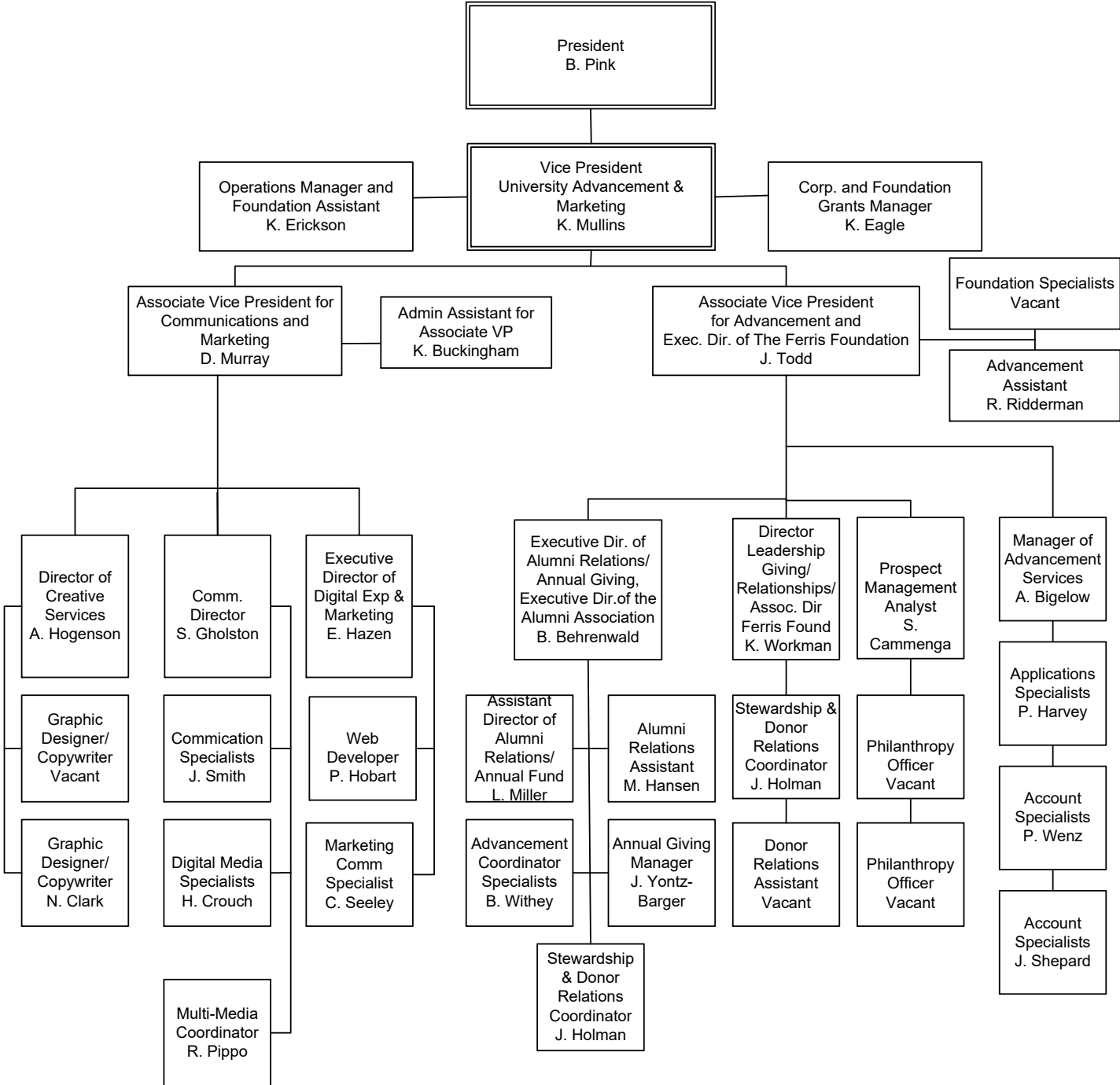
FERRIS STATE UNIVERSITY
STUDENT AFFAIRS DIVISION

STUDENT LIFE



FERRIS STATE UNIVERSITY

UNIVERSITY ADVANCEMENT & MARKETING



ALUMNI

ALUMNI BY STATE 2024

Alabama	324	Missouri	457
Alaska	209	Montana	190
Arizona	1,648	Nebraska	111
Arkansas	186	Nevada	421
Armed Forces California	22	New Hampshire	133
Armed Forces Florida	3	New Jersey	268
Armed Forces New York	54	New Mexico	192
California	2,285	New York	740
Colorado	1,300	North Carolina	1,695
Connecticut	204	North Dakota	72
Delaware	67	Ohio	2,229
District of Columbia	57	Oklahoma	235
Florida	5,078	Oregon	380
Georgia	1,363	Pennsylvania	645
Hawaii	132	Rhode Island	34
Idaho	149	South Carolina	902
Illinois	3,409	South Dakota	91
Indiana	2,407	Tennessee	1,122
Iowa	314	Texas	2,406
Kansas	200	Utah	182
Kentucky	447	Vermont	57
Louisiana	136	Virginia	888
Maine	114	Washington	691
Maryland	450	West Virginia	107
Massachusetts	317	Wisconsin	1,727
Michigan	150,212	Wyoming	114
Minnesota	780		
Mississippi	102	<u>TOTAL</u>	<u>188,058</u>

Lost Alumni **913**

Source: University Advancement & Marketing

ALUMNI BY COUNTRY 2024

Canada

Alberta	36	Costa Rica	7	Japan	122	Puerto Rico	14
British Columbia	49	Cote D'Ivoire	1	Jordan	1	Qatar	1
Canada	7	Croatia	1	Kenya	17	Romania	3
Manitoba	34	Czech Republic	1	Kuwait	13	Russia	2
New Brunswick	4	Cyprus	1	Latvia	1	Saudi Arabia	305
Nova Scotia	3	Denmark	3	Lebanon	6	Senegal	2
Ontario	437	Dominica	1	Liberia	1	Serbia	1
Quebec	11	Ecuador	1	Liechtenstein	1	Singapore	2
Saskatchewan	15	Egypt	4	Malawi	2	South Africa	6
Total Canada	596	England	8	Malaysia	26	South Korea	190
		Finland	27	Mali	2	Spain	15
Afghanistan	2	France	57	Martinique	1	Sri Lanka	5
Africa	6	Gambia	1	Mexico	11	Sudan	1
American Samoa	1	German Demo. Rep.	3	Micronesia	1	Swaziland	4
Australia	13	Germany	96	Monoco	1	Sweden	10
Austria	7	Germany, Fed Rep	2	Morocco	7	Switzerland	7
Bahamas	3	Ghana	6	Myanmar	3	Syrian Arab Rep.	2
Bahrain	2	Great Britain & N. Ire	1	Nepal	22	Taiwan	19
Bangladesh	3	Greece	4	Netherlands	85	Tanzania, United Rep	1
Barbados	3	Grenada	1	Netherlands Antille	16	Thailand	59
Belgium	1	Guam	2	New Zealand	5	Trinidad & Tobago	1
Belize	5	Guatemala	2	Niger	2	Turkey	28
Bermuda	0	Honduras	4	Nigeria	47	United Arab Emirate	10
Bolivia	2	Hong Kong	9	North Korea	9	United Kingdom	35
Botswana	82	Hungary	1	Norway	4	Vatican City	1
Brazil	20	Iceland	1	Nor. Mariana Islands	1	Venezuela	4
British Virgin Islands	2	India	245	Oman	2	Vietnam	33
Burkina FASO	1	Indonesia	12	Pakistan	13	Virgin Islands	16
Burma	2	Iran	2	Panama	3	West Indies Fed.	3
Cameroon	1	Iraq	1	Papua New Guinea	1	Yemen	1
China, Peoples Rep.	126	Ireland	1	Peru	2	Yemen, Sanaa	1
Columbia	12	Israel	4	Phillippines	1	Zambia	19
Congo Democtratic Republic	1	Italy	2	Portugal	1	Zimbabwe	3
Congo	2	Jamaica	3				

Source: University Advancement & Marketing

TOTAL OF ALL COUNTRIES INCLUDING CANADA

2,640

ALUMNI BY COLLEGE 2024

<u>College</u>	<u>Active Alumni</u>	<u>Total Alumni</u>
Arts, Sciences & Education	24,398	29,893
Business	51,266	58,745
Education & Human Services	24,161	25,659
Engineering Technology	36,456	39,189
Health Professions	26,024	26,826
Kendall College of Art and Design	12,453	12,843
Michigan College of Optometry at FSU	2,278	2,377
Pharmacy	7,555	10,727
Professional & Technological Studies	899	904
Retention and Student Success	14,017	14,052
TOTAL	199,507	221,215
Total Donations - Fiscal Year 2024	\$8,684,506	

Numbers may be duplicated if a degree was earned from more than one college.

Active Alumni includes everyone except deceased alumni.

Total Alumni includes deceased alumni.

Source: University Advancement & Marketing

PLACEMENT RATES

<u>Categories</u>	<u>2018-19</u>	<u>2019-20</u>	<u>2020-21</u>	<u>2021-22</u>	<u>2022-23</u>
Placement rate includes graduates who are continuing their education or are employed.	91%	85%	91%	92%	94%
Graduates in the job market who found jobs.	93%	88%	90%	91%	93%
Graduates who found jobs, employed in their field.	85%	86%	88%	89%	89%
Response rate of graduates completing the Graduate Follow-Up Survey.	25%	16%	13%	16%	13%

Respondents who are working and continuing their education concurrently are reported in both of these categories. The placement rate includes individuals only once and does not include those not seeking employment.

Associate Degree Graduates That Continue Their Education

<u>Categories</u>	<u>2019-20</u>	<u>2020-21</u>	<u>2021-22</u>	<u>2022-23</u>	<u>2023-24</u>
Associate Degree graduates continuing their education at Ferris State. *	50%	52%	53%	50%	56%
Associate Degree graduates continuing their education in a Bachelor Degree at Ferris State. *	46%	46%	46%	47%	48%

**Based on 4th Day Headcount*

Source: Office of Institutional Research & Testing

RECIPIENTS OF ALUMNI AWARDS

Since 1956, Commencement week activities have included the presentation by the Ferris State University Alumni Association of Distinguished Alumni Awards recognizing exceptional career success and noteworthy fidelity and devotion to the University. Recipients from 1971-2024:

1971

Stanley J. Byington
Gerald McKessy
Raymond Sines

1972

Clarence Freeman
Delbert Long
Ramsay Wardrop

1973

Bert C. Brennan
Albert B. Doherty, III
John W. Spicer
Fred A. Westerman

1974

Frank Curtis
Phillip Runkel
Colin Smith

1975

Rex O. Graff
Fred Schnarr
Chester I. Williams

1976

S. John Byington
Gerald L. DeHaan
Clare G. Johnson
H. James Renaud

1977

James R. Hess
Florence I. Holden
Robert J. Norsworthy

1978

Ruth Gibson Butler
Leonard W. Gopp
Robert C. Redman

1979

Peggy A. Frazier
Thomas P. Scholler
Lee A. Westberg

1980

E. Elaine Davies
Kuno Hammerberg
John F. Mangrum

1981

Alvin L. Burridge
Floyd E. Curtis
Avis J. Ericson

1982

Howard L. Dell
Jack M. Newcomb

Rena D. Westra

1983

Douglas W. Call
Darnell E. Cole
Margaret Ethel Denise
Elton "Ott" Gingrich

1984

Richard C. Andersen
Edmund D. Farhat
Kenneth J. Hicks

1985

Jean D. Deupree
Arnold L. Johnson
Bruce N. Parsons

1986

Richard L. Antonini
Bertil G. Carlson
Kenneth L. Cook
Jack D. Lewis

1987

Roger W. Anderson
Maurice Q. Bectel
H. Kearney Walters

1988

Marjorie L. Fleming
Gordon E. Kamstra
Charles E. Lippert
George H. Ryan, Sr.

1989

Albert J. Coudron
Kenneth W. Kirk
George J. Menoutes
Jerry R. Tubbs

1990

Philip E. Hoffman
Dennis B. Lerner
Roger G. Stoll
Clinton L. Swinehart

1991

Darroll Z. Howard
Jane Reagan Jones
Kenneth E. McCourt

1992

Paul E. Boyer
Richard E. Hurst
Carolyn C. Kilpatrick
James Middaugh

1993

Eugene A. DeFouw
Douglas P. Johnson
Barbara L. Ottinger
Louis M. Sesti

1994

Joseph C. Barney, Jr.
Vernita Burrows
R. Thomas Cook
Kenneth Hoexum
Robert N. Tenney

1995

William Adrian
Jack Bates
John Bradac
Lawrence Marfechuk
Ronald Snead

1996

David V. Dellar

1997

John Wheeler

1998

Steve Harvey

1999

Jerry Woodcock

2000

Daniel F. Niccolai

2001

Robert S. Buckingham
John D. Chinonis
Robyn D. Myers

Robert K. Scranton

2002

John C. Bond
Joseph J. Corcoran II
James B. Meyer

2003

William J. Buckingham
Suzette Compton

2004

Mark E. Alley
Stephen R. Ehardt
Dr. Gary Kadlec
Richard Sauve

2005

Dick Dolack
Randy Seaman

2006

Terrence G. Gohl
Ken Lawless

2007

Kurt A. Barrett
Emily F. Hancock

2008

Brian F. Barry
Michael J. Bettiga
Paul T. Doyle
David L. Stickles

2009

Ronald Mahoney
Tim Moore
Mary Jane Thomson

2010

Raymond Baker
Brent Knight
James Rhodes
Mark Swan
John Trestrail III

2011

Richard L. Antonini II
John Matlock
Curt McAllister

2012

Karl Huffman
Ron Nichols
George Nicolas
Terrence Rollins
Hazel Seaba
Teresa Szymanski

2013

Terry Berden
Mike Suman

2014

Matthew Bissett
Steven London
Vivian Pickard
Andrew Young

2015

Denise Beachy
David Friar
Kenneth Friar
Carolyn 'Carrie' Germain
Amy Proos

2016

Kevin Cross
Mary Garvelink
Matt Nawrocki
Jeff Rowe
Jon Sprague

2017

Billy Hawkins
David Kendall
Kimberly Ridings
Jerome Schwind

2018

Mark Beiderwieden
Brendan Locke
Linda Meewenberg
Thomas Norris
Richard Shaw

2019

Pamela Curtis
Kathy Pawlicki
Randy Phelps
Luke Wyckoff

2020

Steven Frederickson
Omar Ha-Redeye
Kurt Hofman
Dr. Andrea McNab
Thomas McNally
Dr. Barbara Horn Thompson

2021

John Garvelink
Joseph Pistrui
Lewis Roubal Jr.
Jennifer Jones Wheeler

2022

Raymond Cross
Gregory Downing
Raymond Gant
Alan Morin
Edward Peters III

2023

Kim Herremans
Shane Napper
Mike Van Diepenbos
Gary Waters
Keith Winn

2024

Sylvester Hester
Dr. Paul Hodge
James Samuels
Scott Sanders

RECIPIENTS OF ALUMNI AWARDS

The Pacesetter Award recognizes alumni who have been in the job field up to 13 years with exceptional success. Recipients are:

2005

Mark Guindon
Michael Pung

2006

William Davis
Michael Travis

2007

Keith Guy
Barbara Horn
Michael Moll
Scott Seifferlein

2008

Michael J. Oxner

2009

Scott French
Kathy LeMieux
Mimi Miles

2010

James Maher

2011

Jason Mitchell
Ryan Pohl
Corey Wiggins

2012

Jessica Wortley Adler
David Cox
Recco Richardson

2013

Shaun Phillips
Heather Schalk
Douglas Searles

2014

Mark Langowski
David Stevens

2015

Emily Coles
Kristian Schroder

2016

Jonathan Barrera Mikulich
Michael Noble

2017

Carlvin Dorvilier
Scotty Kehoe
Javier Olvera

2018

Michael DeBolt
Kristin O'Brien
Elizabeth Wirgau

2019

Candice Colby-Scott
Michael Crowe

2020

Anthony Iracki
Dr. Jacqueline Morse
Dr. Tuan Tran

2021

Paola Mendivil
Kevin Simon
LyAshia Webb
Maurice Webb

2022

Elizabeth Albright
Samuel Callen
Jason Williamson

2023

Farah Jalloul
Robbie Rankey
Joshua Solas

2024

Andrew Kalinowski
Dr. Samantha Rosen
Dr. Anthony Sesto

Source: University Advancement and Marketing

FINANCIAL AID

FINANCIAL AID APPLICANTS & AID AWARDED

Total Eligible, Total Receiving Aid and Aid Totals

Aid Year	Applications Received	Total Fall Undergrads in an Aid Eligible Program	Number of Students Receiving Any Aid	Percent of Total Receiving Any Aid	Fall Undergrads Total Aid
18-19	25,633	10,971	9,056	82.5	124,850,000
19-20	24,258	10,358	8,754	84.5	122,549,000
20-21	22,579	9,538	7,997	83.8	108,301,000
21-22	20,243	8,765	7,352	83.9	102,062,000
22-23	20,927	8,357	7,209	86.3	109,904,000
23-24	20,291	8,070	7,053	87.4	114,108,000
24-25*	18,885	8,088	7,113	87.9	123,245,000

Type of Aid Awarded

Aid Year	Pell Grant		Need-Based Aid		Tuition Incentive Program	
	Student Count	Percent of Total	Student Count	Percent of Total	Student Count	Percent of Total
18-19	4,333	39.5	6,539	59.6	1,580	14.4
19-20	4,001	38.6	6,050	58.4	1,715	16.6
20-21	3,481	36.5	5,413	56.8	1,685	17.1
21-22	3,206	36.2	4,841	55.2	1,580	18.0
22-23	3,053	36.5	4,141	49.6	1,638	19.6
23-24	3,103	38.5	4,904	60.8	1,747	21.6
24-25*	3,697	45.7	5,164	63.8	1,874	23.2

First Generation Students (Degree seeking undergraduates in aid eligible major).

Aid Year	First Generation College Students		
	Student Count	Percent of Total Undergrad Students	Percent Receiving Any Aid
18-19	2,492	23	95.6
19-20	2,290	22	96.1
20-21	2,100	22	94.4
21-22	1,845	21	94.5
22-23	1,756	21	95.7
23-24	1,648	20	96.0
24-25*	2,660	33	97.3

*24-25 statistics are preliminary, and will be finalized next year.

Source: The Financial Aid Office

FINANCIAL AID DISBURSEMENTS 2024-2025

Fund Source	Undergraduate		Graduate		Total	
	Student Count	Paid	Student Count	Paid	Student Count	Paid
Federal	5,501	\$50,932,577	617	\$18,253,043	6,118	\$69,185,620
State	2,593	\$21,216,700	2	\$37,382	2,585	\$21,254,082
Institutional	5,499	\$28,964,451	149	\$1,128,032	5,648	\$30,092,483
Private *	1,393	\$4,878,922	321	\$1,341,109	1,714	\$6,220,031
Other	804	\$9,955,005	63	\$916,382	867	\$10,871,387
GRAND TOTAL		\$115,947,655		\$21,675,948		\$137,623,603

* Includes scholarships that students bring with them (e.g. Lion's Club, Boy Scouts, etc.)

STUDENT LOAN DEBT

Graduating Cohort	Student Count	Total Cumulative Loan Debt	Cumulative Federal Loan Debt	Percent Borrowers	Percent Federal Borrowers
2018-2019	841	34,589	26,823	74	73
2019-2020	737	34,640	25,180	73	72
2020-2021	652	31,010	23,830	76	75
2021-2022	487	31,500	22,850	70	68
2022-2023	631	31,720	21,990	72	71
2023-2024	627	31,700	22,015	67	66

Cumulative Loan Debt of Students Graduating with a Bachelor's Degree as reported on the Peterson's Annual Survey of Undergraduate Financial Aid.

Average debt includes only students who borrowed.

Includes only students who entered Ferris as FTIACs, and maintained enrollment until graduation with a first bachelor's degree.

Does not include parent loans.

THREE-YEAR OFFICIAL COHORT DEFAULT RATE

Entered Repayment	*Default Rate
Fiscal Year 2017	7.2%
Fiscal Year 2018	5.3%
Fiscal Year 2019	1.6%
Fiscal Year 2020	0.0%
Fiscal Year 2021	0.0%

Percent of borrowers who defaulted within 3 years of entering repayment (US Dept of Educ)

* Fiscal Year 2019/2020 Default Rate is artificially reduced on account of the suspension of required payments due to COVID-19.

Source: The Financial Aid Office

BUDGET

FERRIS STATE UNIVERSITY
FY 2024-2025 GENERAL FUND OPERATING BUDGET
 (AMOUNTS IN MILLIONS)

REVENUES

STATE APPROPRIATIONS	\$61.1
TUITION/FEES	\$143.2
OTHER REVENUES	\$4.1
TOTAL REVENUE	\$208.5

EXPENDITURES

COMPENSATION	\$144.6
OPERATING EXPENSE	\$34.2
STUDENT ASSISTANCE	\$29.6
TOTAL EXPENDITURES	\$208.5

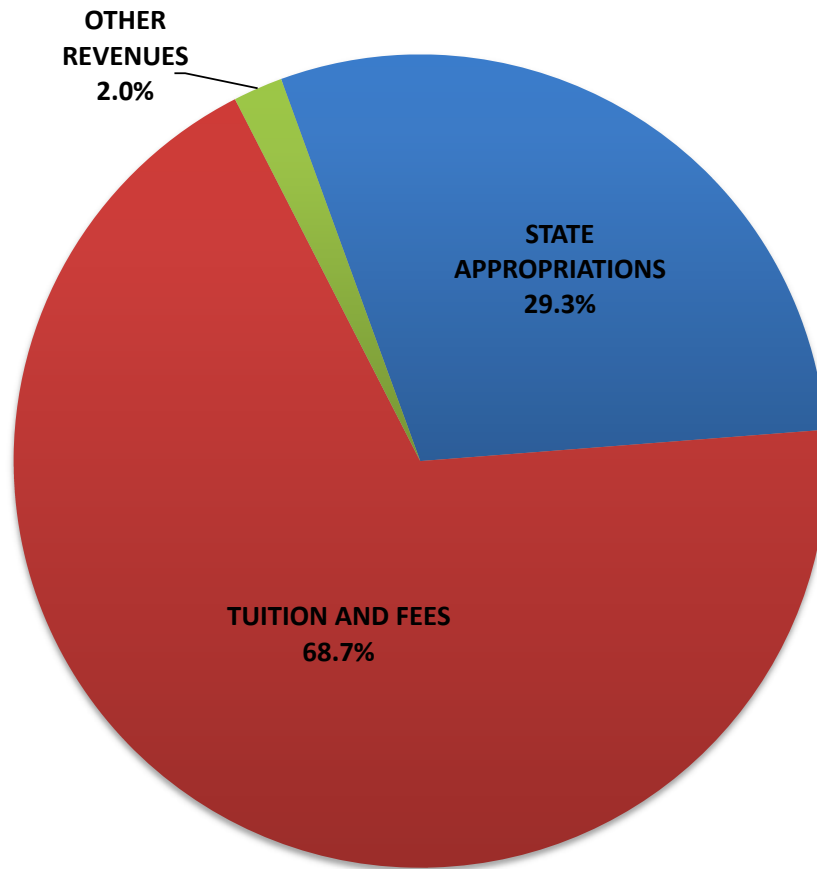
REVENUE/EXPENDITURE NET	\$0
--------------------------------	------------

Source: Office of Budgetary Planning & Analysis, General Fund Operating Budget FY 24/25

**FERRIS STATE UNIVERSITY
FY 2024-25 REVENUE SUMMARY**

(AMOUNTS IN MILLIONS)

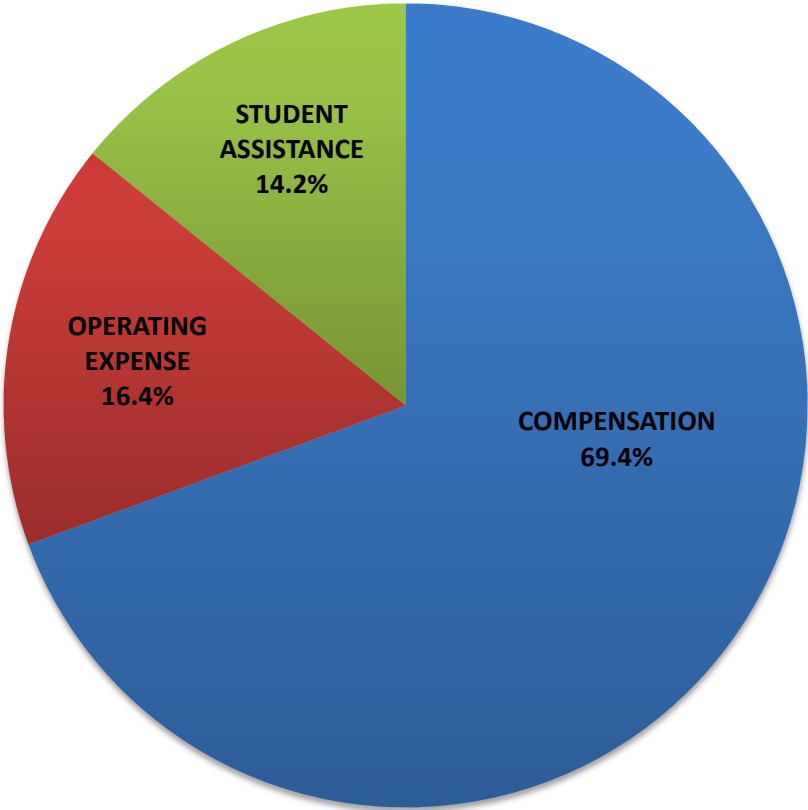
	AMOUNT	PERCENT
STATE APPROPRIATIONS	\$61.14	29.3%
TUITION AND FEES	\$143.2	68.7%
OTHER REVENUES	<u>\$4.1</u>	<u>2.0%</u>
TOTAL	\$208.5	100.0%



Source: Office of Budgetary Planning & Analysis, General Fund Operating Budget FY 24/25

FERRIS STATE UNIVERSITY
FY 2024-25 EXPENDITURE SUMMARY
(AMOUNTS IN MILLIONS)

	AMOUNT	PERCENT
COMPENSATION	\$144.6	69.4%
OPERATING EXPENSE	\$34.2	16.4%
STUDENT ASSISTANCE	<u>\$29.6</u>	<u>14.2%</u>
TOTAL	<u>\$208.5</u>	100.0%



Source: Office of Budgetary Planning & Analysis, General Fund Operating Budget FY 24/25

FACILITIES

**FERRIS STATE UNIVERSITY
FACILITIES OPERATIONAL SERVICES
STATEMENT OF FACILITIES AT THE BIG RAPIDS CAMPUS**

NUMBER OF BUILDINGS	ALL FACILITIES	YEAR CONSTRUCTED OR IMPROVED	GF SQUARE FEET	NGF SQUARE FEET
1.00	ALUMNI BUILDING	1929-2023	34,600	
1.00	ARTS/SCIENCE COMMONS	1996-99	79,259	
1.00	ASPHALT PAVEMENT ASSOCIATION OF MICHIGAN TRAINING FACILITY	2020	4,470	
1.00	ATHLETIC TRAINER BUILDING	2017	756	
1.00	AUTOMOTIVE CENTER	1956-88	77,000	
2.00	BOND HALL	1966		
1.00	BROPHY HALL	1962		
1.00	BUSINESS BUILDING	1970	90,600	
1.00	CARRILON TOWER	1968	100	
1.00	CENTER FOR VIRTUAL LEARNING	2023	59,810	
1.00	CLARK HALL	1960		
1.00	COPY CENTER PERRY STREET	2006		2,070
3.00	CORPORATE & PROF DEVELOP CTR	1985-87	16,836	
1.00	CRAMER HALL	1969		
1.00	CREATIVE ARTS	1965	7,200	
1.00	DAVID L. EISLER CENTER	2015	71,390	71,390
1.00	DPS GARAGES	1983	400	
1.00	EARLY LEARNING CENTER	2023		9,360
3.00	EAST CAMPUS SUITES	2011		
1.00	ELASTOMER/PLASTICS CENTER	1987-99	43,392	
1.00	FLITE LIBRARY	2001	173,484	
1.00	GENERAL SERVICES ANNEX	2005	15,282	
1.00	GENERAL SERVICES BUILDING	1984-88-05	28,571	
3.00	GENERAL SERVICES GROUNDS	1979-06	7,232	
1.00	GRANGER CENTER (CTC)	1962-03	75,298	
1.00	HALLISY HALL	1958		
1.00	HEALTH CENTER	1959-67	18,400	
1.00	HEAVY EQUIPMENT TECHNOLOGY	1987	52,000	
1.00	HENDERSON HALL	1965		
1.00	EWIGLEBEN SPORTS COMPLEX	1974-82-99-2022	162,032	
1.00	INSTRUCTIONAL RESOURCE CENTER	1969-2008	61,425	
1.00	JOHNSON HALL	1959	33,600	
1.00	KATKE GOLF CART STORAGE	1984		2,800
1.00	KATKE GOLF CLUB HOUSE	2000-2019		5,700
1.00	KATKE GOLF MAINTENANCE BLD.	1974		3,200
1.00	KEN JANKE, SR. GOLF LEARNING CENTER	2019		9,555
1.00	KNOLLCREST COMMONS	1961		11,094
1.00	MCKESSY BARN	1989	2,000	
1.00	MCKESSY HOUSE	1989-97	2,800	
1.00	MCNERNEY HALL	1962		
1.00	MERRILL HALL	1961		
1.00	MICHIGAN COLLEGE OF OPTOMETRY	2010	86,104	
1.00	MILLER HALL	1963		
1.00	MUSIC CENTER	1962	10,000	
1.00	NORTH HALL	2017		
1.00	NORTH STORAGE FACILITY	2001	10,711	
1.00	PARSON'S FIRING RANGE	2018	576	
1.00	PHARMACY BUILDING	1972	62,200	

FACILITIES

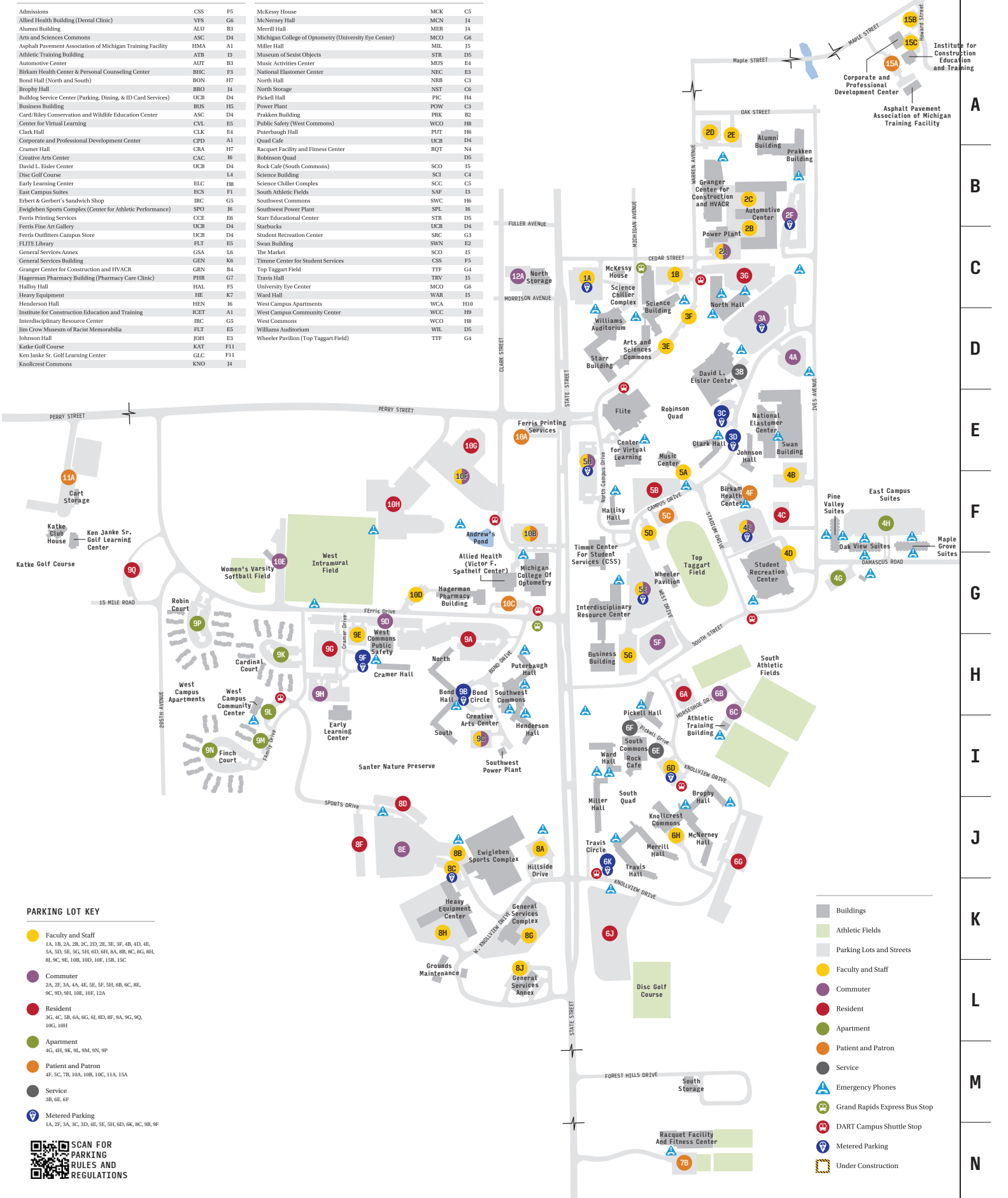
**FERRIS STATE UNIVERSITY
FACILITIES OPERATIONAL SERVICES
STATEMENT OF FACILITIES AT THE BIG RAPIDS CAMPUS**

NUMBER OF BUILDINGS	ALL FACILITIES	YEAR CONSTRUCTED OR IMPROVED	GF SQUARE FEET	NGF SQUARE FEET
1.00	PICKELL HALL	1964		
1.00	POWER PLANT	1955-88	9,950	9,950
1.00	PRAKKEN BUILDING	1952	42,100	
1.00	PUTERBAUGH HALL	1965		
1.00	RACQUET BALL FACILITY	1980-87-01		50,884
1.00	SCIENCE BUILDING	1955-67-97-99	109,148	
1.00	SCIENCE CHILLER COMPLEX	2010	3,200	
1.00	SOUTH COMMONS ROCK	1963-64-94-09		34,020
1.00	SOUTHWEST COMMONS	1965-86		19,500
1.00	SOUTHWEST POWER PLANT	1964	1,100	1,100
1.00	STARR BUILDING	1962-96	86,400	
1.00	STUDENT RECREATION CENTER	1962-99-2018	123,854	
1.00	SWAN BUILDING	1966-88-2004-2018	220,634	
1.00	TIMME CTR FOR STUDENT SERVICES	1967-02	59,179	
1.00	TOP TAGGART WHEELER PAVILION	2001	10,593	
1.00	TRAVIS HALL	1961		
1.00	VFS ALLIED HEALTH BUILDING	1979	67,400	
1.00	WARD HALL	1963		
34.00	WEST CAMPUS APTS.	1995; 2016		
1.00	WEST CAMPUS COMMUNITY BLDG.	1996		
1.00	WEST COMMONS	1959-68-83-99-03	19,800	
1.00	WOMEN'S SOFTBALL FACILITY	2001	1,008	
110.00		SUB TOTAL	2,041,894	230,623
			58.77%	6.64%

BUILDING KEY

Building Name	Code	Location	Building Name	Code	Location
Admissions	CSS	F5	McKesy House	MCK	C5
Allied Health Building (Dental Clinic)	VFS	G6	McNerney Hall	MCN	J4
Alumni Building	ALU	B3	Merrill Hall	MER	J4
Arts and Sciences Commons	ASC	D4	Michigan College of Optometry (University Eye Center)	MCO	G6
Asphalt Pavement Association of Michigan Training Facility	HMA	A1	Miller Hall	MIL	J5
Athletic Training Building	ATB	I3	Museum of Seaside Objects	STR	D5
Automotive Center	AUT	E3	Music Activities Center	MUS	E4
Birkam Health Center & Personal Counseling Center	BHC	F3	National Elastomer Center	NEC	E3
Bond Hall (North and South)	BON	H7	North Hall	NBH	C3
Brophy Hall	BRO	J4	North Storage	NST	C6
Bulldog Service Center (Parking, Dining, & ID Card Services)	UCB	D4	Pickell Hall	PIC	H4
Business Building	BUS	H5	Power Plant	POW	C3
Card/Riley Conservation and Wildlife Education Center	ASC	D4	Prakken Building	PRK	B2
Center for Virtual Learning	CVL	E5	Public Safety (West Commons)	WCO	H8
Clark Hall	CLK	E4	Puterbaugh Hall	PUT	H6
Corporate and Professional Development Center	CPD	A1	Quad Cafe	UCB	D4
Cramer Hall	CRA	H7	Racquet Facility and Fitness Center	RQT	N4
Creative Arts Center	CAC	I6	Robinson Quad		D5
David L. Eisler Center	UCB	D4	Rock Cafe (South Commons)	SCO	I5
Disc Golf Course	L4		Science Building	SCB	C4
Early Learning Center	ELC	H8	Science Chiller Complex	SCC	C5
East Campus Suites	ECS	F1	South Athletic Fields	SAF	I3
Erbert & Gerbert's Sandwich Shop	IRC	G5	Southwest Commons	SWC	H6
Ewigleben Sports Complex (Center for Athletic Performance)	SPO	J6	Southwest Power Plant	SPL	I6
Ferris Printing Services	CCE	E6	Starr Educational Center	STR	D5
Ferris Fine Art Gallery	UCB	D4	Starbucks	UCB	D4
Ferris Outfitters Campus Store	UCB	D4	Student Recreation Center	SRC	G3
FLITE Library	FLT	E5	Swan Building	SWN	E2
General Services Annex	GSA	L6	The Market	SCO	I5
General Services Building	GEN	K6	Timme Center for Student Services	CSS	F5
Granger Center for Construction and HVACR	GRN	B4	Top Taggart Field	TTF	G4
Hagerman Pharmacy Building (Pharmacy Care Clinic)	PHH	G7	Travis Hall	TRV	I5
Hallsy Hall	HAL	F5	University Eye Center	MCO	G6
Heavy Equipment	HE	K7	Ward Hall	WAR	I5
Henderson Hall	HEN	I6	West Campus Apartments	WCA	H10
Institute for Construction Education and Training	ICET	A1	West Campus Community Center	WCC	H9
Interdisciplinary Resource Center	IRC	G5	West Commons	WCO	H8
Jim Crow Museum of Racist Memorabilia	FLT	E5	Williams Auditorium	WIL	D5
Johnson Hall	JOH	E3	Wheeler Pavilion (Top Taggart Field)	TTF	G4
Katke Golf Course	KAT	F11			
Ken Janke Sr. Golf Learning Center	GLC	F11			
Knollcrest Commons	KNO	J4			

FACILITIES



PARKING LOT KEY

- Faculty and Staff
1A, 1B, 2A, 2B, 2C, 2D, 2E, 3E, 3F, 4B, 4D, 4E, 5A, 5D, 5E, 5G, 5H, 6D, 6H, 8A, 8B, 8C, 8G, 8H, 8I, 9C, 9E, 10B, 10D, 10F, 15B, 15C
- Commuter
2A, 2F, 3A, 4A, 4E, 5E, 5F, 5H, 6B, 6C, 8E, 9C, 9D, 9H, 10E, 10F, 12A
- Resident
3G, 4C, 5B, 6A, 6G, 6I, 8D, 8F, 9A, 9G, 9Q, 10G, 10H
- Apartment
4G, 4H, 9K, 9L, 9M, 9N, 9P
- Patient and Patron
4F, 5C, 7B, 10A, 10B, 10C, 10I, 11A, 15A
- Service
3B, 4E, 6F
- Ⓟ Metered Parking
1A, 2F, 3A, 3C, 3D, 4E, 5E, 5H, 6D, 6K, 8C, 9B, 9F

- Buildings
- Athletic Fields
- Parking Lots and Streets
- Faculty and Staff
- Commuter
- Resident
- Apartment
- Patient and Patron
- Service
- Ⓟ Emergency Phones
- Ⓟ Grand Rapids Express Bus Stop
- Ⓟ DART Campus Shuttle Stop
- Ⓟ Metered Parking
- Under Construction



Driving Directions to Big Rapids Campus

Driving from East (Detroit): Take I-96 West to Grand Rapids. Take US-131 North to Big Rapids, Exit 139. Turn right and follow Perry Street 1.7 miles to the last stop light which is State Street (Business Loop-131). Proceed straight through the stoplight into the main campus.

Driving from East (Flint): Take I-69 West to Lansing. Take I-96 West to Grand Rapids. Take US-131 North to Big Rapids, Exit 139. Turn right and follow Perry Street 1.7 miles to the last stop light which is State Street (Business Loop-131). Proceed straight through the stoplight into the main campus.

Driving from East (Mt. Pleasant): Take M-20 West to Big Rapids, turn south (left) on State Street. Follow State Street (which is Business Loop-131) and stay in the left lane. You will drive past Burger King (which is on your right). Turn left at the next stoplight (Perry Street), which is the main entrance to campus.

Driving from North (Cadillac): US-131 South to Big Rapids, Exit 139. Turn left and follow Perry Street 1.7 miles to the last stop light which is State Street (Business Loop-131). Proceed straight through the stoplight into the main campus.

Driving from North (Old US-131): Continue on Old US-131 (which is State Street), stay in the left lane. You will drive past Burger King (which is on your right). Turn left at the next stoplight (Perry Street), which is the main entrance to campus.

Driving from South (Grand Rapids and Kalamazoo): US-131 North to Big Rapids, Exit 139. Turn right and follow Perry Street 1.7 miles to the last stop light which is State Street (Business Loop-131). Proceed straight through the stoplight into the main campus.

Driving from West: Take M-20 East to Stanwood and then US-131 North to Big Rapids, exit 139. Turn right and follow Perry Street 1.7 miles to the last stop light which is State Street (Business Loop-131). Proceed straight through the stoplight into the main campus.

MICHIGAN
PUBLIC
UNIVERSITIES

**MICHIGAN PUBLIC UNIVERSITIES
TOTAL STUDENT HEADCOUNT - FALL ENROLLMENT**

University	Fall 2020	Fall 2021	Fall 2022	Fall 2023	Fall 2024
Central Michigan University	17,344	15,465	14,594	14,423	14,466
Eastern Michigan University	16,324	15,370	14,048	13,352	12,663
Ferris State University	11,165	10,361	10,072	9,918	9,959
Grand Valley State University	23,350	22,406	21,648	22,269	22,011
Lake Superior State University	1,909	1,812	1,655	1,669	1,567
Michigan State University	49,695	49,659	50,023	51,316	52,089
Michigan Tech University	6,875	7,009	7,074	7,324	7,430
Northern Michigan University	7,368	7,214	6,970	7,197	7,409
Oakland University	18,552	17,170	16,108	15,922	15,768
Saginaw Valley State University	8,030	7,523	7,147	6,889	6,822
University of Michigan - Ann Arbor	47,907	50,278	51,225	52,065	52,855
University of Michigan - Dearborn	8,783	8,331	8,224	8,037	8,104
University of Michigan - Flint	6,829	6,418	5,985	6,130	6,529
Wayne State University	26,251	24,931	23,788	23,702	23,964
Western Michigan University	20,490	19,038	17,835	17,559	17,605
Total	270,872	262,985	256,396	257,772	259,241

Source: MASU Enrollment Report, Table 2.

Source: Budget Office

**MICHIGAN PUBLIC UNIVERSITIES
SUMMARY OF 2024-25 TUITION & FEES AND ROOM & BOARD
HIGHEST TO LOWEST COST RANKINGS**

University	FY-25 TUITION	TUITION RANK	FY-25 ROOM & BOARD	ROOM & BOARD RANK	FY-25 TOTAL COST	TOTAL COST RANK
Central Michigan University	\$14,760	13	\$12,394	8	\$27,154	9
Eastern Michigan University	\$16,240	4	\$12,846	5	\$29,086	4
Ferris State University	\$15,196	8	\$11,462	11	\$26,658	10
Grand Valley University	\$15,140	10	\$1,150	14	\$16,290	14
Lake Superior University	\$15,002	11	\$11,459	12	\$26,461	12
Michigan State University	\$16,525	3	\$12,564	6	\$29,089	3
Michigan Tech University	\$19,123	1	\$13,050	2	\$32,173	2
Northern Michigan University	\$14,277	14	\$12,886	3	\$27,163	8
Oakland University	\$15,863	5	\$10,662	13	\$26,525	11
Saginaw Valley University	\$12,930	15	\$11,750	10	\$24,680	13
University of Michigan	\$17,736	2	\$15,328	1	\$33,064	1
University of Michigan - Dearborn	\$15,640	6	N/A*	N/A*	N/A*	N/A*
University of Michigan - Flint	\$14,890	12	\$12,854	4	\$27,744	5
Wayne State University	\$15,190	9	\$12,530	7	\$27,720	6
Western Michigan	\$15,252	7	\$12,174	9	\$27,426	7
UNWEIGHTED AVERAGE	\$15,584		\$11,651		\$27,231	

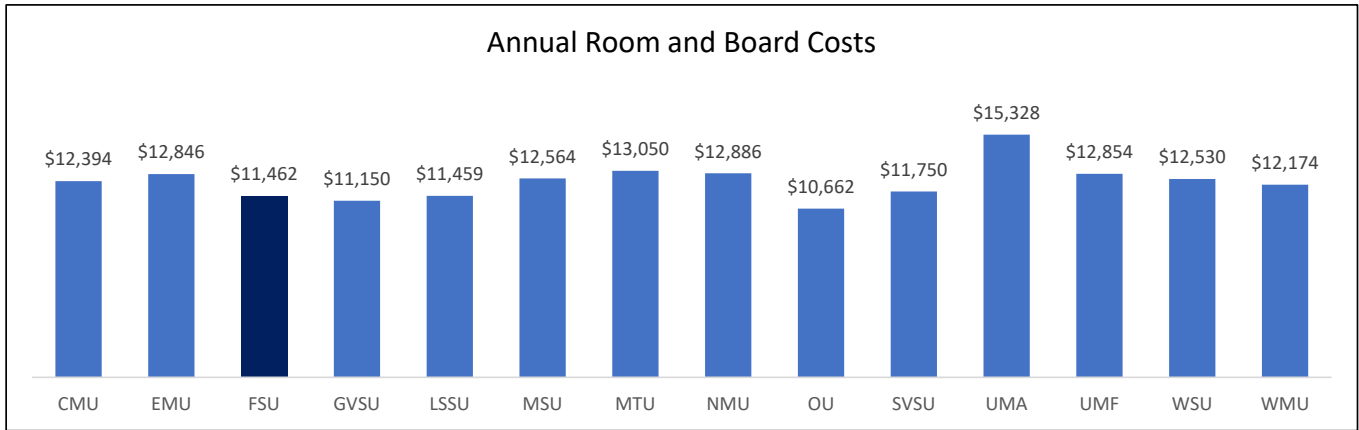
Source: MASU Tuition & Fees Report, Tables 2 and 5.

Source: Budget Office

Resident FTIAC average first-year food and double occupancy housing.

*University of Michigan - Dearborn does not offer student housing.

Michigan Public Universities Annual Room and Board Costs FY 2025



Five Year Trend


	<u>FY '21</u>	<u>FY '22</u>	<u>FY '23</u>	<u>FY '24</u>	<u>FY '25</u>
CMU	\$10,676	\$10,792	\$11,248	\$12,178	\$12,394
EMU	\$10,540	\$11,174	\$11,660	\$12,440	\$12,846
FSU	\$9,219	\$10,128	\$10,268	\$10,660	\$11,462
GVSU	\$9,360	\$9,600	\$9,700	\$10,820	\$11,150
LSSU	\$10,282	\$10,488	\$10,776	\$11,207	\$11,459
MSU	\$10,474	\$10,676	\$10,990	\$11,754	\$12,564
MTU	\$11,314	\$11,655	\$12,058	\$12,774	\$13,050
NMU	\$11,072	\$11,072	\$11,450	\$12,382	\$12,886
OU	\$10,639	\$10,639	\$10,852	\$10,352	\$10,662
SVSU	\$10,438	\$11,606	\$11,392	\$11,150	\$11,750
UMA	\$12,034	\$12,592	\$13,171	\$14,460	\$15,328
UMD*	\$0	\$0	\$0	\$0	\$0
UMF	\$9,234	\$9,445	\$9,823	\$12,276	\$12,854
WSU	\$10,696	\$10,992	\$11,420	\$12,392	\$12,530
WMU	\$10,567	\$10,884	\$11,102	\$11,594	\$12,174

Source: MASU Tuition & Fees Report, Table 5

Avg First-Year Food and Double-Occupancy Housing

*University of MI - Dearborn does not offer student housing

Michigan Public Universities Annual Tuition and Required Fees FY 2025



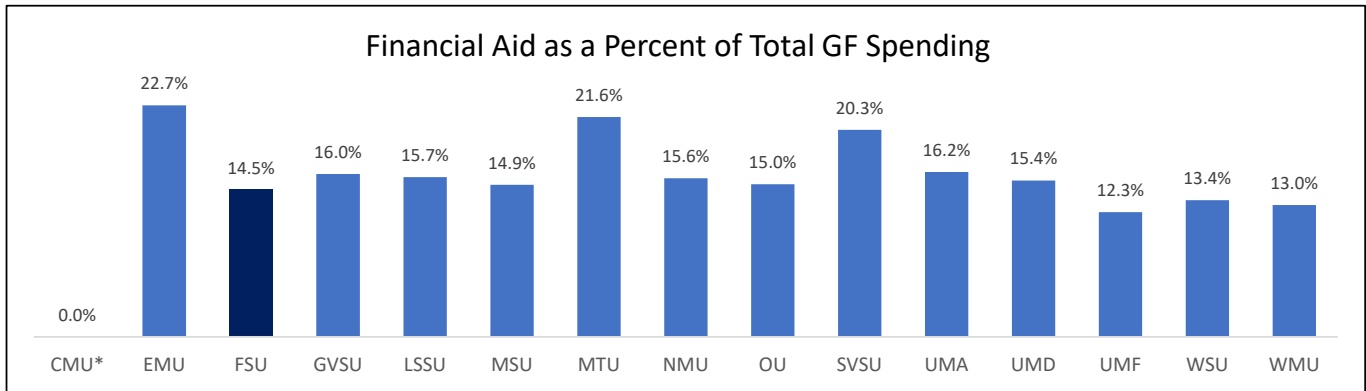
Five Year Trend

	<u>FY '21</u>	<u>FY '22</u>	<u>FY '23</u>	<u>FY '24</u>	<u>FY '25</u>
CMU	\$12,960	\$13,200	\$13,650	\$14,190	\$14,760
EMU	\$13,810	\$14,260	\$14,810	\$15,510	\$16,240
FSU	\$13,290	\$13,650	\$14,010	\$14,596	\$15,196
GVSU	\$13,244	\$13,560	\$13,952	\$14,628	\$15,140
LSSU	\$12,856	\$13,312	\$13,840	\$14,378	\$15,002
MSU	\$14,523	\$14,913	\$15,435	\$16,051	\$16,525
MTU	\$16,436	\$16,966	\$17,614	\$18,392	\$19,123
NMU	\$11,945	\$12,437	\$12,913	\$13,577	\$14,277
OU	\$13,463	\$14,025	\$14,573	\$15,225	\$15,863
SVSU	\$10,814	\$11,130	\$11,565	\$12,240	\$12,930
UMA	\$15,948	\$16,178	\$16,736	\$17,228	\$17,736
UMD	\$13,552	\$13,816	\$14,320	\$14,944	\$15,640
UMF	\$12,892	\$12,892	\$13,524	\$14,190	\$14,890
WSU	\$13,766	\$14,293	\$14,925	\$14,547	\$15,190
WMU	\$13,017	\$13,434	\$13,950	\$14,594	\$15,252

Source: MASU Tuition & Fees Report, Table 2.

Resident FTIAC Tuition Rates.

Michigan Public Universities Financial Aid as a Percent of Total General Fund Spending FY 2024



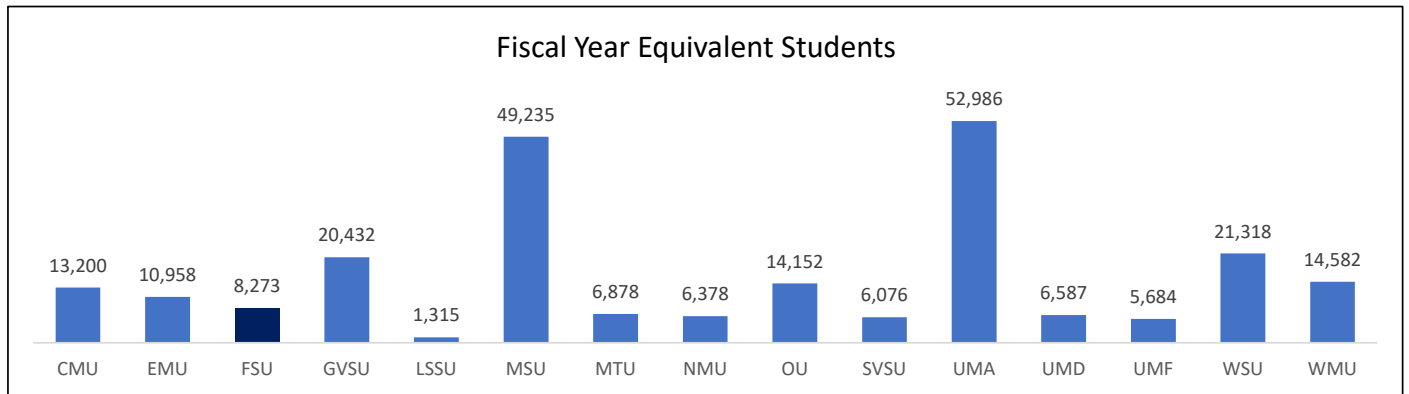
Five Year Trend

	<u>FY '20</u>	<u>FY '21</u>	<u>FY '22</u>	<u>FY '23</u>	<u>FY '24</u>
CMU*	13.8%	16.0%	16.3%	16.0%	n/a
EMU	21.7%	30.3%	22.7%	25.2%	22.7%
FSU	12.5%	12.9%	11.3%	15.8%	14.5%
GVSU	14.4%	15.7%	16.4%	16.0%	16.0%
LSSU	15.0%	16.4%	14.6%	14.7%	15.7%
MSU	12.0%	14.1%	16.2%	14.6%	14.9%
MTU	21.5%	22.5%	24.2%	24.5%	21.6%
NMU	14.5%	15.2%	15.1%	15.2%	15.6%
OU	17.8%	16.9%	16.5%	15.1%	15.0%
SVSU	18.2%	20.0%	22.0%	22.0%	20.3%
UMA	17.2%	15.3%	15.1%	15.6%	16.2%
UMD	14.1%	17.9%	16.2%	15.7%	15.4%
UMF	10.6%	10.0%	10.7%	10.0%	12.3%
WSU	16.0%	15.9%	14.1%	13.6%	13.4%
WMU	15.1%	16.4%	14.7%	14.0%	13.0%

Source: State of Michigan Budget Office - HEIDI data.

*CMU - Data for FY24 not available

Michigan Public Universities Fiscal Year Equivalent Students (FYES) FY 2024

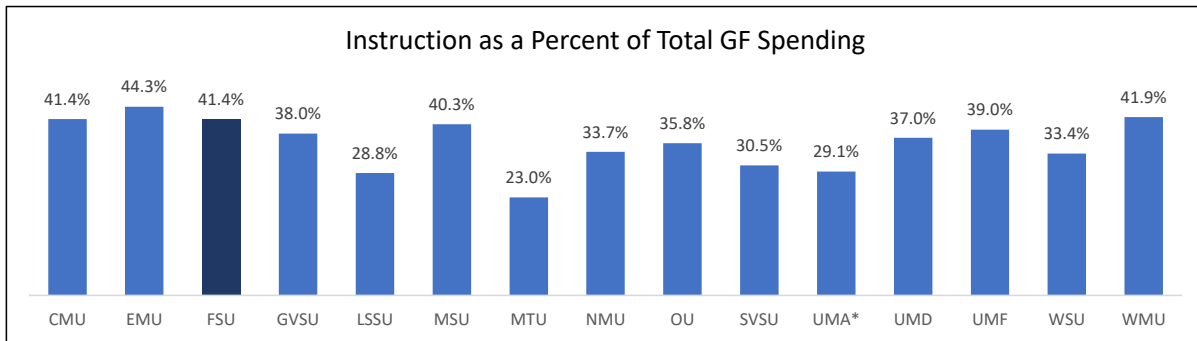


Five Year Trend

	FY '20	FY '21	FY '22	FY '23	FY '24
CMU	17,104	15,583	13,993	13,352	13,200
EMU	14,133	13,079	12,199	11,280	10,958
FSU	10,196	9,295	8,608	8,482	8,273
GVSU	21,992	21,177	20,341	19,757	20,432
LSSU	1,622	1,516	1,460	1,354	1,315
MSU	47,923	47,970	47,253	47,509	49,235
MTU	6,571	6,380	6,619	6,622	6,878
NMU	6,816	6,509	6,374	6,149	6,378
OU	17,349	16,650	15,229	14,385	14,152
SVSU	7,233	6,885	6,482	6,199	6,076
UMA	49,264	49,577	51,260	51,848	52,986
UMD	7,153	6,950	6,571	6,474	6,587
UMF	6,085	5,884	5,478	5,217	5,684
WSU	23,200	22,806	21,587	21,096	21,318
WMU	18,464	17,064	15,549	14,688	14,582
Total	255,105	247,326	239,003	234,411	238,055

Source: State of Michigan Budget Office - HEIDI data.

**Michigan Public Universities
Instruction as a Percent of Total General Fund Spending FY 2024**

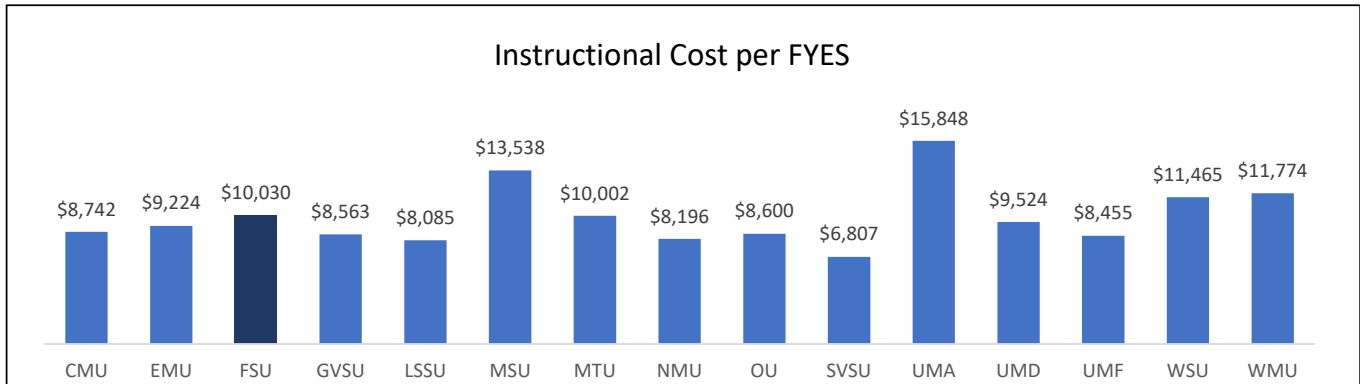


Five Year Trend

	<u>FY '20</u>	<u>FY '21</u>	<u>FY '22</u>	<u>FY '23</u>	<u>FY '24</u>
CMU	38.6%	36.2%	35.6%	34.5%	41.4%
EMU	46.4%	62.3%	40.6%	46.1%	44.3%
FSU	46.6%	43.0%	37.3%	41.8%	41.4%
GVSU	40.9%	39.5%	39.0%	40.0%	38.0%
LSSU	37.7%	37.1%	30.2%	31.2%	28.8%
MSU	44.3%	42.5%	49.7%	40.0%	40.3%
MTU	31.6%	29.9%	29.2%	28.0%	23.0%
NMU	36.3%	36.1%	33.9%	34.2%	33.7%
OU	35.8%	35.6%	37.1%	36.1%	35.8%
SVSU	31.3%	31.8%	34.1%	32.4%	30.5%
UMA*	32.6%	29.0%	24.9%	29.1%	29.1%
UMD	38.9%	40.7%	38.4%	36.7%	37.0%
UMF	44.4%	36.9%	41.4%	40.3%	39.0%
WSU	38.4%	38.3%	33.8%	32.9%	33.4%
WMU	42.8%	39.6%	42.7%	42.3%	41.9%

Source: State of Michigan Budget Office - HEIDI data.

Michigan Public Universities Instructional Cost per Fiscal Year Equivalent Student (FYES) FY 2024

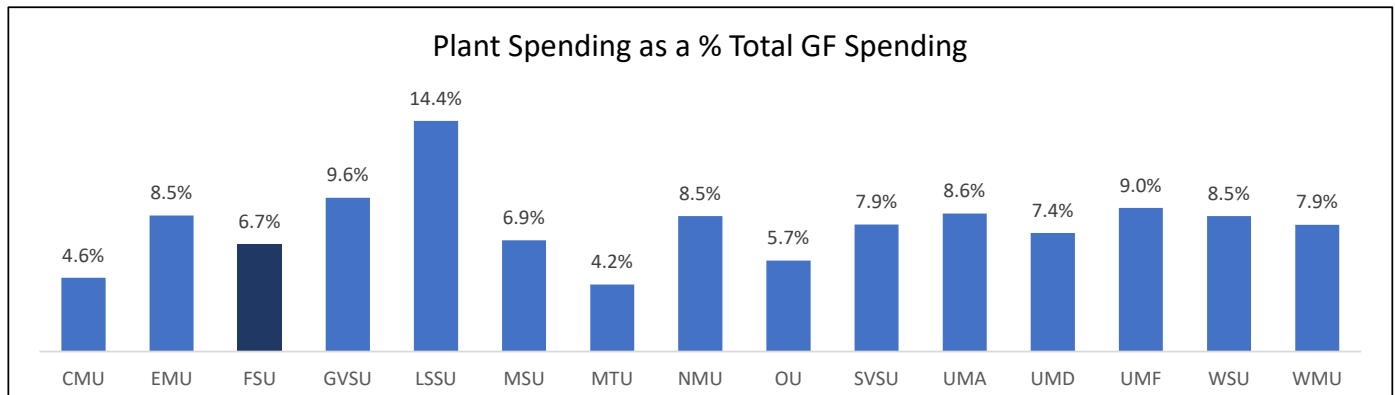


Five Year Trend

	<u>FY '20</u>	<u>FY '21</u>	<u>FY '22</u>	<u>FY '23</u>	<u>FY '24</u>
CMU	\$7,925	\$7,651	\$8,614	\$8,777	\$8,742
EMU	\$8,002	\$8,211	\$8,471	\$8,914	\$9,224
FSU	\$9,573	\$9,144	\$9,614	\$9,584	\$10,030
GVSU	\$7,598	\$7,736	\$7,948	\$8,465	\$8,563
LSSU	\$7,357	\$7,218	\$7,964	\$8,258	\$8,085
MSU	\$13,421	\$12,164	\$13,859	\$13,376	\$13,538
MTU	\$10,159	\$9,858	\$9,945	\$10,317	\$10,002
NMU	\$7,512	\$7,720	\$7,673	\$8,132	\$8,196
OU	\$6,883	\$7,088	\$8,020	\$8,313	\$8,600
SVSU	\$5,692	\$5,720	\$6,342	\$6,501	\$6,807
UMA	\$14,274	\$14,070	\$11,770	\$12,666	\$15,848
UMD	\$8,571	\$8,294	\$8,860	\$9,520	\$9,524
UMF	\$8,404	\$7,699	\$8,345	\$9,051	\$8,455
WSU	\$9,930	\$10,107	\$10,677	\$10,801	\$11,465
WMU	\$9,379	\$8,595	\$10,665	\$11,538	\$11,774

Source: State of Michigan Budget Office - HEIDI data.

Michigan Public Universities Plant Spending as a Percent of Total General Fund Spending FY 2024

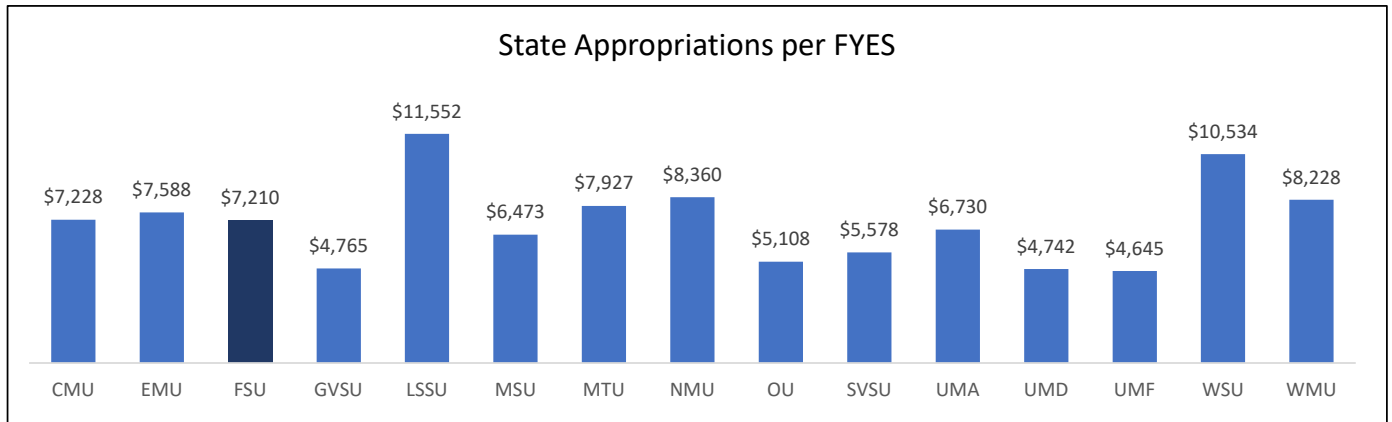


Five Year Trend

	<u>FY '20</u>	<u>FY '21</u>	<u>FY '22</u>	<u>FY '23</u>	<u>FY '24</u>
CMU	7.2%	7.3%	6.3%	6.2%	4.6%
EMU	6.6%	11.8%	8.1%	9.5%	8.5%
FSU	6.5%	6.9%	6.4%	6.9%	6.7%
GVSU	11.2%	9.8%	10.4%	14.1%	9.6%
LSSU	15.2%	16.6%	16.9%	16.1%	14.4%
MSU	6.0%	6.5%	7.7%	7.2%	6.9%
MTU	5.2%	5.1%	4.9%	5.2%	4.2%
NMU	9.1%	9.1%	9.4%	9.4%	8.5%
OU	5.2%	4.6%	5.6%	5.6%	5.7%
SVSU	7.5%	7.7%	8.2%	8.2%	7.9%
UMA	9.4%	7.5%	9.0%	8.6%	8.6%
UMD	7.4%	7.1%	8.2%	7.3%	7.4%
UMF	7.4%	5.9%	8.6%	9.1%	9.0%
WSU	8.1%	8.7%	8.2%	8.3%	8.5%
WMU	10.2%	10.4%	9.0%	8.5%	7.9%

Source: State of Michigan Budget Office - HEIDI data.

Michigan Public Universities State Appropriations per Fiscal Year Equivalent Student FY 2024

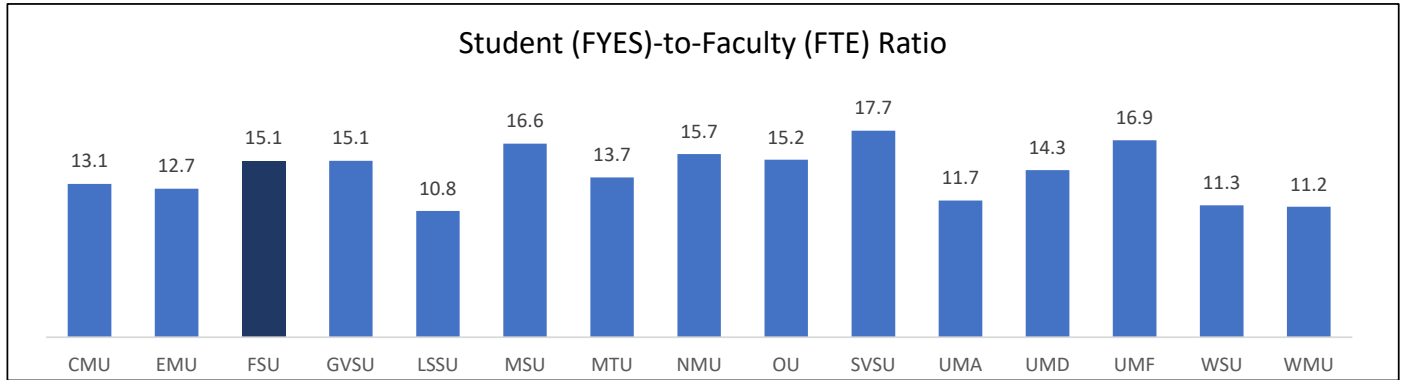


Five Year Trend

	<u>FY '20</u>	<u>FY '21</u>	<u>FY '22</u>	<u>FY '23</u>	<u>FY '24</u>
CMU	\$5,217	\$5,968	\$6,463	\$6,826	\$7,228
EMU	\$5,488	\$6,161	\$6,419	\$7,017	\$7,588
FSU	\$5,496	\$6,250	\$6,568	\$6,715	\$7,210
GVSU	\$3,337	\$3,604	\$3,648	\$4,113	\$4,765
LSSU	\$8,854	\$9,748	\$9,840	\$10,607	\$11,552
MSU	\$6,026	\$6,258	\$5,759	\$6,393	\$6,473
MTU	\$7,696	\$8,270	\$7,761	\$7,846	\$7,927
NMU	\$7,176	\$7,796	\$7,741	\$8,254	\$8,360
OU	\$3,080	\$3,333	\$3,547	\$4,224	\$5,108
SVSU	\$4,259	\$4,648	\$4,789	\$5,207	\$5,578
UMA	\$6,552	\$6,768	\$6,365	\$6,542	\$6,730
UMD	\$3,681	\$3,937	\$4,047	\$4,343	\$4,742
UMF	\$3,927	\$4,230	\$4,417	\$4,822	\$4,645
WSU	\$8,768	\$9,270	\$9,519	\$10,114	\$10,534
WMU	\$6,082	\$6,841	\$7,295	\$7,786	\$8,228

Source: State of Michigan Budget Office - HEIDI data.

Michigan Public Universities Student (FYES)-to-Faculty (FTE) Ratio FY 2024



Five Year Trend

	<u>FY '20</u>	<u>FY '21</u>	<u>FY '22</u>	<u>FY '23</u>	<u>FY '24</u>
CMU	14.9	14.4	13.3	13.0	13.1
EMU	14.2	13.4	13.3	13.5	12.7
FSU	15.6	16.1	15.7	16.1	15.1
GVSU	16.7	16.8	16.0	15.5	15.1
LSSU	12.2	11.2	11.1	11.3	10.8
MSU	16.2	16.1	16.2	16.2	16.6
MTU	12.7	12.6	13.3	13.4	13.7
NMU	17.3	16.7	16.2	15.6	15.7
OU	17.4	17.0	15.4	14.9	15.2
SVSU	21.0	18.2	17.2	17.5	17.7
UMA	11.4	11.5	12.0	11.8	11.7
UMD	14.4	14.9	14.3	13.8	14.3
UMF	14.9	16.0	15.1	14.9	16.9
WSU	12.3	12.1	12.3	11.2	11.3
WMU	13.0	13.6	12.6	12.0	11.2

Source: State of Michigan Budget Office - HEIDI data.

All years include Instructional and Non-Instructional Tenure, Tenure Track, Non-Tenure and Graduate Teaching Assistant Faculty.

Ferris State University Non-Discrimination Statement

Ferris State University does not discriminate on the basis of race, color, religion or creed, national origin, sex, sexual orientation, gender identity, age, marital status, veteran or military status, height, weight, protected disability, genetic information, or any other characteristic protected by applicable State or federal laws or regulations in education, employment, housing, public services, or other University operations, including, but not limited to, admissions, programs, activities, hiring, promotion, discharge, compensation, fringe benefits, job training, classification, referral, or retention. Retaliation against any person making a charge, filing a legitimate complaint, testifying, or participating in any discrimination investigation or proceeding is prohibited.

Students with disabilities requiring assistance or accommodation may contact Educational Counseling & Disabilities Services at (231) 591-3057, ECDS@Ferris.edu in Big Rapids (including statewide students) or the Director of Counseling and Disability Services for Kendall College of Art and Design (KCAD) at (616) 451-2787 ext. 1136, MarieYowitz@Ferris.edu in Grand Rapids. Employees and other members of the University community with disabilities requiring assistance or accommodation may contact the Human Resources Department, 420 Oak St., Big Rapids, MI 49307 or call (231) 591-2150, HumanResources@Ferris.edu.

Inquiries and complaints of disability discrimination may be addressed to the Director of Accessibility, 820 Campus Dr., Big Rapids, MI 49307 or by telephone/email at (231) 591-3057, JulieAlexander@Ferris.edu or to the Director of Equal Opportunity, 120 East Cedar St., Big Rapids, MI 49307 or by telephone/email at (231) 591-2152, EqualOpportunity@Ferris.edu.

Inquiries and complaints regarding the accessibility of this website may be addressed to the Director of Accessibility, 820 Campus Dr., Big Rapids, MI 49307 or by telephone/email at (231) 591-3057, JulieAlexander@Ferris.edu.

Individuals with complaints of sex discrimination, including sexual harassment, may address those complaints to the Title IX Coordinator, 805 Campus Dr., Big Rapids, MI 49307 or by telephone/email at (231) 591-5916, TitleIX@Ferris.edu or to the Director of Equal Opportunity, as above. Other inquiries or complaints of discrimination may be addressed to the Director of Equal Opportunity, as above.

References

Ferris State University Board Policy Part 7.
Equal Opportunity and Non-Discrimination Policy, Subpart 7-3 [Policy on Non-Discrimination.
Non-Discrimination Grievance Procedures](#)
Updated July 01, 2021