

FERRIS STATE UNIVERSITY

PRODUCTIVITY REPORT

Fall 2004 - Spring 2009



INDEX

Page

i - iii.....Preface
iv - v.....Course Prefix Coding Scheme

Detail of SCH/FTEF (White Pages)

1.....**Ferris State University**

2.....**College of Allied Health Sciences**

6,22,24.....Clinical Lab, Resp Care and Health Admin (CAHS, CCHS, CLLS, EHSM, HCSA, MRIS, RESP)

6,22,24.....College of Allied Health Sciences - Dept. (CAHS)

6,23,24,25.....Dental Hygiene and Medical Imaging (DHYG, NUCM, RADI, SONO)

7,25.....Health Management Department

7,25,26.....Health Related Programs

7,26.....Imaging Sciences

7,26.....Nursing & Dental Hygiene

6,7,23,26.....School of Nursing (NURS)

2.....**College of Arts and Sciences**

7,27.....Biological Sciences

7,27.....Biology (BIOL, HORT, INBI)

8,27,28,29,30.....Humanities (AFAM, AMST, ARTH, ARTS, COMH, COMM, FILM, HISH, HIST, HUMH, HUMN, MUSI, PHIH, PHIL, RELG, RELH,
.....THTR, WGST)

8,30,31,32.....Language & Literature (ENGL, ENGP, FREN, FRNH, GERM, JRNL, LANG, LITH, LITR, SPAN)

8,33.....Mathematics (CPSC, MATH)

8,9,33,34.....Physical Sciences (ASTR, CHEM, GEOL, INPS, PHSC, PHYS)

9,34,35.....Social Sciences

9,35,36.....Social Sciences Dept (ANHH, ANTH, GEOG, PLSC, PSYC, PSYH, SCWK, SOCH, SOCY, SSCI)

INDEX

Page Detail of SCH/FTEF cont.

2.....College of Business

- 9,39.....Accountancy, Finance, Info Systems (ACCT, FINC, HSCJ, ISIN, ISYS, MISM)
- 9,37,38.....Accountancy, Finance, Econ, & Statistics
- 9,38.....College of Business Graduate Programs
- 10,38,39.....Computer Information Systems Dept
- 10,39,40,41.....Management (BLAW, BUSN, ECON, INTB, LLAW, MGMT, MMBA, REAL)
- 10,41,42.....Marketing (ADVG, ECOM, GRDE, MKTG, PREL, RETG, STQM)
- 10,43.....Sports, Entertainment, Hospitality Management (HOMT, MIMG, PGMG, PTMG, RFIM)

2,3.....College of Education & Human Services

- 10,11,44,46.....Criminal Justice (CRIM, MSCJ)
- 11,44.....Leisure Studies and Wellness
- 11,44,46.....Recreation Leisure Services & Wellness (RMLS)
- 11,12,44,45,46,47.....School of Education (ECTE, EDCD, EDGP, EDLA, EDPE, EDPH, EDUC, ERLA, ESPN)
- 11,12,45,47.....Television Production (TVPR)

3,4.....College of Optometry (Michigan College of Optometry)

- 12,18,48,68.....Optometry (OPTM)

3.....College of Pharmacy

- 12,49,50.....Pharmacy (PHAD, PHAR, PHCG, PHCH, PHCL, PHPR)

3.....College of Professional and Technological Studies

- 12,13,51,52.....Professional and Technological Studies (APPS, DAGD, SENG)

INDEX

Page Detail of SCH/FTEF cont.

2,4.....College of Technology (College of Engineering Technology)

- 5,13,19,53.....Architectural Tech & Facilities Mgmt (ARCH, FMAN)
- 5,13,19,53,54.....Automotive (AMGT, AUTO)
- 5,13,14,19,54,55.....Construction Technology & Management (BCTM, CETM, CONM)
- 5,14,19,55.....Electronics/CNS (ECNS, EEET)
- 5,14,19,55,56.....HVACR (HVAC)
- 5,14,15,19,20,56.....Heavy Equipment (HEQT, HSET)
- 5,15,20,56,57.....Manufacturing Eng Tech (MATL, MFGE, MFGT)
- 5,15,20,57,58.....Mechanical Design (CDTD, ETEC, MECH, PDET)
- 5,15,16,20,58,59.....Plastics and Rubber (PLTS, RUBR)
- 5,16,20,21,59,60.....Printing & Imaging Technology Mgmt (NMPP, PHOT, PMGT, PTEC)
- 5,16,21,60.....Surveying (CENG, GISC, SURE)
- 16,60.....Welding
- 5,16,17,21,60,61.....Welding Engineering Technology (WELD)

4.....Kendall College of Art & Design

- 17,62,65,66.....Design Studies (KCDM, KCDS, KCFD, KCGD, KCHP, KCID, KCIL, KCIN, KCVC, KDES)
- 17,18,63,66,67.....Fine Arts/Foundation (KCED, KCFA, KCFN, KCMJ, KCPA, KCPH, KCSF)
- 17,18,63,64,67.....Liberal Arts & Sciences (KCAH, KCHU, KCSC, KCSS)

4.....University College

- 18,69,70,71.....Developmental Programs & Curriculum (CARE, DIST, FSUS, HNRS, NASE, ORSA, READ, UNCP, UNIV)

Ranked Listing of SCH/FTEF (Buff Pages)

- 72.....College
- 73-75.....Department
- 76-87.....Course Prefix

Graphs of SCH/FTEF (Gray Pages)

- 88.....Pie Chart - College
- 89.....Graphs - FSU
- 90-99.....Graphs - College
- 100-143.....Graphs - Department

PREFACE

The Productivity Report is produced each summer by the Ferris State University Office of Institutional Research and Testing. All information provided in this publication is drawn from existing university data systems. Any person having questions, suggestions, or requests for more detailed information should contact the Office of Institutional Research and Testing at extension 3800.

Readers should note that in the tables of this report, the whole may not equal the sum of the parts because of rounding. Data has been summed and then rounded.

This report details productivity trends at FSU over the past five years. The report shows data for Fall 2004 through Winter 2009. Data is shown in detail by university (page 1), by college (pages 2 through 4), by department (pages 5 through 18), and by course prefix (pages 19 through 71). Summary information for the current year shows SCH/FTEF in ranked order by college (page 72), by department (pages 73 through 75) and by course prefix (pages 76 through 87). Graphs showing SCH and FTEF data are on pages 88 through 143.

EXPLANATION OF TERMS:

Student Credit Hours (SCH) - SCH is the product of the credit value of a course and the number of students enrolled in the course on the official fourth day of classes for that semester. For example, a 4 credit course section containing 50 students on the fourth day of classes would generate 200 student credit hours.

Full-Time Equated Faculty (FTEF) - A faculty member working full-time for fall and winter semester (fall semester 1 FTEF + winter semester 1 FTEF = Average F + W 1 FTEF). Overloads and part-time faculty produce a fraction of an FTEF. **No sabbatical or 100% release-time FTEF are included in this report.** When student credit hours are produced by administrators and/or ROTC personnel, zeros are shown in the corresponding full time equated faculty columns and are not included in the ranked listings.

SCH/FTEF - A measure of productivity. This gives the average number of student credit hours generated per full-time equated faculty member. When SCH is divided by zero FTEF (zero results from administrators and/or ROTC personnel teaching courses) the SCH/FTEF columns contain blanks. When a zero FTE occurs in Fall or Winter, the overall SCH/FTE must be recalculated.

NOTE: If there are not SCH's and/or FTE's in both the Fall and the Winter Term Columns, please disregard the Annualized Productivity Figures (listed in the last column on the page). You will need to look at the particular Fall or Winter Term to see the Correct Productivity Measure. Also note that if there is a department and/or college name change the data will appear with the correct name and correct term. Please contact the Office of Institutional Research and Testing if you have any questions.

As shown on page 1, during the Fall and Winter semester of the 2008-09 school year, Ferris State University employed 696.42 full-time equated **teaching** faculty. A total of 312,569.50 student credit hours were produced, for an average of 448.62 student credit hours produced per FTEF. The same comparisons have been made for specific terms, by college, department and course prefix.

(The SCH and FTEF FSU totals shown in this report are the same totals submitted to the State of Michigan through the HEIDI system.)

PREFACE cont.

Special Notes for 2004-2005:

There were 3 new course prefixes added during the 2004-2005 year: (1) AFAM – African American Studies, College of Arts & Sciences – Humanities, (2) EDPE – Education Physical Education, College of Education and Human Services – School of Education and (3) WGST – Women and Gender Studies, College of Arts & Sciences – Humanities.

Effective Fall 2004 for the College of Allied Health Sciences – the Health Related Programs Department closed and reorganized with the NUCM, RADI, and SONO course prefixes moving to the new department of Imaging Sciences and CLLS and RESP moving to the Health Management Department.

Special Notes for 2005-2006:

There were 4 new course prefixes added during the 2005-2006 year: (1) AMST – American Studies, College of Arts & Sciences – Humanities, (2) HSCJ – Digital Security Forensics, College of Business – College of Business Graduate Programs, (3) KCPH – Kendall Photography, Kendall College of Art & Design – Fine Arts/Foundation, and (4) KCSF – Kendall Sculpture/Functional Art, Kendall College of Art & Design – Fine Arts/Foundation.

Effective Winter 2006 for the College of Allied Health Sciences - the departments reorganized. All of the Departments closed and reorganized into 3 new departments as follows: (1) Clinical Lab, Respiratory Care and Health Administration with course prefixes CAHS which moved from College of Allied Health Sciences Dept, and CCHS, CLLS, EHSM, HCSA, MRIS, and RESP which all moved from the Health Management Department. (2) Dental Hygiene and Medical Imaging with course prefixes DHYG which moved from Nursing & Dental Hygiene and NUCM, RADI, and SONO which moved from Imaging Sciences. (3) School of Nursing with NURS which moved from Nursing and Dental Hygiene.

Also effective Winter 2006 for the College of Business - the Accountancy, Finance, Econ & Statistics Department closed and reorganized with ACCT and FINC course prefixes moving to the Computer Information Systems Department and ECON moving to the Management Department and STQM moving to the Marketing Department.

Special Notes for 2006-2007:

There were 14 new course prefixes added during the 2006-2007 year: (1) EDGP – Education Get Promoted, Education – School of Education (2) FILM – Film, Arts & Sciences - Humanities (3) GRDE – Graphic Design, Business - Marketing (4) HISH – History Honors, Arts & Sciences - Humanities (5) HUMH – Humanities Honors, Arts & Sciences - Humanities (6) INBI – Integrated Biology, Arts & Sciences – Biology (7) INRS – Integrated Physical Sciences, Arts & Sciences – Physical Sciences (8) KCPA – Kendall Painting, Kendall – Fine Arts (9) KDES - Kendall Design, Kendall - Design (10) LITH – Literature Honors, (Arts & Sciences – Language & Literature (11) PHIL – Philosophy, Arts & Sciences - Humanities (12) PHIH – Philosophy Honors, Arts & Sciences - Humanities (13) RELG – Religions, Arts & Sciences - Humanities (14) RELH – Religions Honors, Arts & Sciences – Humanities.

Effective Fall 2007 all of the students records data began running from a new data system, BANNER (no longer using SIS+). With this switch in systems came many changes, including in some cases names and codes for our colleges and departments. Please note that if there was a department and/or college name change (even as slight as a dash or slash) the data will appear with the correct name and term. For this reason you may need to look at two different names to get complete data for an academic year.

PREFACE cont.

Special Notes for 2007-2008:

There were 11 new course prefixes added during the 2006-2007 year: (1) AMGT – Automotive Management, College of Technology - Automotive (2) ANHH – Anthropology Honors, Arts & Sciences – Social Sciences (3) CENG – Civil Engineering, College of Technology - Surveying (4) ENGP – English Professional, Arts & Sciences - Language & Literature (5) FRNH – Lit of the French World- Honors, Arts & Sciences - Language & Literature (6) GISC – Geographic Information Science, College of Technology - Surveying (7) ISIN – Information Security and Intel, Business – Accountancy, Finance, Info Systems (8) KCGD – Kendall –Graphic Design, Kendall – Design Studies (9) PSYH - Psychology Honors, Arts & Sciences – Social Sciences (10) SENG – Software Engineering, College of Professional and Technological Studies – Professional and Technological Studies (11) SOCH – Sociology Honors, Arts & Sciences - Social Sciences

Special Notes for 2008-2009:

There were no new course prefixes added during the 2008-2009 year.

Effective Spring 2009 the College of Technology changed its name to College of Engineering Technology.

FERRIS STATE UNIVERSITY

Student Credit Hours (SCH), Full Time Equated Faculty (FTEF) and SCH/FTEF Aggregated by University

University	Year	<u>Student Credit Hours</u>				<u>Full Time Equated Faculty</u>				<u>SCH/FTEF</u>			
		Summer	Fall	Winter	F + W (a)	Summer	Fall	Winter	Avg F + W (b)	Summer	Fall	Winter	F + W (a / b)
Ferris State University	2004-05	29,459.00	148,111.00	137,112.00	285,223.00	208.20	650.95	633.80	642.37	141.49	227.53	216.33	444.01
Ferris State University	2005-06	30,594.00	156,188.00	143,817.00	300,005.00	208.69	665.32	651.33	658.33	146.60	234.76	220.80	455.71
Ferris State University	2006-07	31,498.00	154,046.00	145,765.50	299,811.50	196.40	678.00	675.36	676.68	160.38	227.21	215.83	443.06
Ferris State University	2007-08	33,017.00	158,792.50	147,687.50	306,480.00	221.08	695.97	663.51	679.74	149.34	228.16	222.59	450.88
Ferris State University	2008-09	35,119.50	162,185.50	150,384.00	312,569.50	236.34	706.06	687.42	696.74	148.59	229.71	218.76	448.62

FERRIS STATE UNIVERSITY

Student Credit Hours (SCH), Full Time Equated Faculty (FTEF) and SCH/FTEF Aggregated by College

College	Year	<u>Student Credit Hours</u>				<u>Full Time Equated Faculty</u>				<u>SCH/FTEF</u>			
		Summer	Fall	Winter	F + W (a)	Summer	Fall	Winter	Avg F + W (b)	Summer	Fall	Winter	F + W (a / b)
Coll of Engineering Technology	2008-09	0.00	0.00	17,040.00	17,040.00	0.00	0.00	101.31	50.65			168.20	336.40
College of Allied Health	2006-07	0.00	11,706.00	12,191.00	23,897.00	0.00	46.80	51.23	49.02		250.10	237.95	487.50
College of Allied Health	2007-08	5,139.00	12,535.00	12,741.00	25,276.00	24.56	48.95	49.65	49.30	209.23	256.08	256.60	512.68
College of Allied Health	2008-09	5,938.00	14,617.00	14,002.00	28,619.00	27.87	56.75	56.37	56.56	213.06	257.57	248.39	505.99
College of Allied Health Sciences	2004-05	3,423.00	10,156.00	9,552.00	19,708.00	17.02	40.56	42.41	41.49	201.16	250.40	225.22	475.06
College of Allied Health Sciences	2005-06	3,614.00	11,342.00	11,129.00	22,471.00	19.14	46.25	46.03	46.14	188.78	245.25	241.78	487.03
College of Allied Health Sciences	2006-07	4,514.00	0.00	0.00	0.00	23.40	0.00	0.00	0.00	192.91			
College of Arts and Sciences	2004-05	10,292.00	60,947.00	54,980.00	115,927.00	48.00	205.27	191.93	198.60	214.42	296.92	286.46	583.73
College of Arts and Sciences	2005-06	10,785.00	62,742.00	57,058.00	119,800.00	50.04	207.38	193.02	200.20	215.51	302.54	295.61	598.41
College of Arts and Sciences	2006-07	10,399.00	61,097.00	55,704.00	116,801.00	48.82	207.96	200.21	204.09	213.02	293.79	278.23	572.31
College of Arts and Sciences	2007-08	10,495.00	62,124.00	56,538.00	118,662.00	54.81	207.97	196.11	202.04	191.47	298.71	288.30	587.32
College of Arts and Sciences	2008-09	10,725.00	61,554.00	57,318.00	118,872.00	52.94	208.35	197.82	203.09	202.58	295.43	289.75	585.33
College of Business	2004-05	5,035.00	21,254.00	21,744.00	42,998.00	23.11	80.86	79.07	79.97	217.90	262.84	274.99	537.69
College of Business	2005-06	5,095.00	22,024.00	22,358.00	44,382.00	20.54	80.74	78.72	79.73	248.10	272.79	284.00	556.65
College of Business	2006-07	5,215.00	22,267.00	23,385.00	45,652.00	23.00	79.15	79.25	79.20	226.69	281.34	295.06	576.41
College of Business	2007-08	6,093.00	23,872.00	24,084.00	47,956.00	27.18	81.13	81.14	81.13	224.17	294.24	296.82	591.07
College of Business	2008-09	6,048.00	24,555.00	24,448.00	49,003.00	33.62	84.10	84.65	84.37	179.89	291.96	288.83	580.78
College of Education & Human Serv	2004-05	4,363.00	11,613.00	11,619.00	23,232.00	23.76	56.98	59.41	58.20	183.60	203.79	195.58	399.20
College of Education & Human Serv	2005-06	4,244.00	13,208.00	12,445.00	25,653.00	23.37	63.06	64.98	64.02	181.60	209.45	191.53	400.71

FERRIS STATE UNIVERSITY

Student Credit Hours (SCH), Full Time Equated Faculty (FTEF) and SCH/FTEF Aggregated by College

College	Year	<u>Student Credit Hours</u>				<u>Full Time Equated Faculty</u>				<u>SCH/FTEF</u>			
		Summer	Fall	Winter	F + W (a)	Summer	Fall	Winter	Avg F + W (b)	Summer	Fall	Winter	F + W (a / b)
College of Education & Human Serv	2006-07	4,461.00	0.00	0.00	0.00	26.16	0.00	0.00	0.00	170.53			
College of Education-Human Ser	2006-07	0.00	13,240.00	12,647.00	25,887.00	0.00	61.29	65.77	63.53		216.01	192.29	407.46
College of Education-Human Ser	2007-08	4,246.00	12,517.00	11,807.00	24,324.00	28.81	67.35	67.98	67.67	147.39	185.84	173.68	359.47
College of Education-Human Ser	2008-09	4,073.00	12,669.00	11,957.00	24,626.00	23.54	67.60	69.63	68.61	173.02	187.42	171.71	358.90
College of Optometry	2004-05	403.00	2,384.00	2,362.00	4,746.00	11.00	21.15	22.14	21.65	36.64	112.72	106.67	219.24
College of Optometry	2005-06	476.00	2,145.00	2,343.00	4,488.00	11.75	16.65	16.74	16.69	40.51	128.83	139.99	268.85
College of Optometry	2006-07	448.00	0.00	0.00	0.00	11.75	0.00	0.00	0.00	38.13			
College of Pharmacy	2004-05	2,102.00	6,543.00	6,317.00	12,860.00	35.10	36.50	37.92	37.21	59.89	179.26	166.59	345.61
College of Pharmacy	2005-06	1,806.00	7,243.00	6,929.00	14,172.00	35.40	37.94	36.56	37.25	51.02	190.89	189.51	380.43
College of Pharmacy	2006-07	2,130.00	7,318.00	7,459.50	14,777.50	12.60	40.30	39.65	39.97	169.05	181.59	188.14	369.67
College of Pharmacy	2007-08	1,927.00	7,814.50	7,841.50	15,656.00	33.10	40.50	40.07	40.29	58.22	192.95	195.69	388.63
College of Pharmacy	2008-09	2,599.50	7,993.50	7,618.00	15,611.50	32.60	33.60	36.75	35.17	79.74	237.90	207.29	443.83
College of Prof-Tech Studies	2006-07	0.00	1,299.00	1,516.00	2,815.00	0.00	7.21	8.41	7.81		180.21	180.32	360.53
College of Prof-Tech Studies	2007-08	182.00	1,468.00	1,309.00	2,777.00	4.50	8.40	8.65	8.53	40.40	174.74	151.26	325.66
College of Prof-Tech Studies	2008-09	99.00	1,536.00	1,201.00	2,737.00	4.63	9.17	7.90	8.53	21.38	167.56	152.03	320.74
College of Profess & Tech Studies	2004-05	27.00	368.00	353.00	721.00	0.25	1.75	2.34	2.04	108.00	210.29	150.85	352.57
College of Profess & Tech Studies	2005-06	60.00	981.00	810.00	1,791.00	1.00	6.26	5.25	5.76	60.00	156.71	154.29	311.21
College of Profess & Tech Studies	2006-07	168.00	0.00	0.00	0.00	1.92	0.00	0.00	0.00	87.50			

FERRIS STATE UNIVERSITY

Student Credit Hours (SCH), Full Time Equated Faculty (FTEF) and SCH/FTEF Aggregated by College

College	Year	<u>Student Credit Hours</u>				<u>Full Time Equated Faculty</u>				<u>SCH/FTEF</u>			
		Summer	Fall	Winter	F + W (a)	Summer	Fall	Winter	Avg F + W (b)	Summer	Fall	Winter	F + W (a / b)
College of Technology	2004-05	2,146.00	20,086.00	18,778.00	38,864.00	14.89	108.49	109.72	109.11	144.12	185.14	171.14	356.20
College of Technology	2005-06	2,307.00	20,711.00	18,931.00	39,642.00	17.24	104.51	116.41	110.46	133.80	198.17	162.62	358.88
College of Technology	2006-07	2,358.00	19,404.00	18,478.00	37,882.00	21.32	111.69	114.14	112.91	110.60	173.74	161.89	335.50
College of Technology	2007-08	2,263.00	19,307.00	17,574.00	36,881.00	17.59	108.30	106.55	107.42	128.63	178.27	164.94	343.32
College of Technology	2008-09	2,396.00	18,192.00	0.00	18,192.00	27.10	103.06	0.00	51.53	88.43	176.53		353.05
Kendall College of Art & Design	2004-05	1,500.00	10,828.00	10,372.00	21,200.00	32.32	82.61	81.65	82.13	46.41	131.08	127.02	258.13
Kendall College of Art & Design	2005-06	2,037.00	11,718.00	10,843.00	22,561.00	28.20	85.85	87.64	86.75	72.23	136.49	123.72	260.08
Kendall College of Art & Design	2006-07	1,762.00	0.00	0.00	0.00	27.42	0.00	0.00	0.00	64.25			
Kendall College of Art-Design	2006-07	0.00	11,820.00	11,184.00	23,004.00	0.00	92.81	92.96	92.88		127.36	120.31	247.67
Kendall College of Art-Design	2007-08	1,817.00	12,845.00	12,421.00	25,266.00	15.52	98.38	88.38	93.38	117.11	130.56	140.54	270.57
Kendall College of Art-Design	2008-09	2,144.00	14,619.00	13,306.00	27,925.00	17.54	107.34	107.69	107.52	122.23	136.19	123.56	259.73
Michigan College of Optometry	2006-07	0.00	2,459.00	2,432.00	4,891.00	0.00	17.60	19.26	18.43		139.76	126.28	265.42
Michigan College of Optometry	2007-08	838.00	2,572.00	2,446.00	5,018.00	15.01	19.36	20.20	19.78	55.84	132.87	121.09	253.71
Michigan College of Optometry	2008-09	1,056.00	2,625.00	2,537.00	5,162.00	16.51	19.55	20.41	19.98	63.97	134.24	124.30	258.33
University College	2004-05	168.00	3,932.00	1,035.00	4,967.00	2.75	16.78	7.20	11.99	61.09	234.39	143.75	414.35
University College	2005-06	170.00	4,074.00	971.00	5,045.00	2.00	16.68	5.98	11.33	85.00	244.29	162.37	445.33
University College	2006-07	43.00	3,436.00	769.00	4,205.00	0.00	13.20	4.48	8.84		260.30	171.65	475.68
University College	2007-08	17.00	3,738.00	926.00	4,664.00	0.00	15.62	4.78	10.20		239.27	193.88	457.29
University College	2008-09	41.00	3,825.00	957.00	4,782.00	0.00	16.53	4.90	10.72		231.34	195.39	446.24

FERRIS STATE UNIVERSITY

Student Credit Hours (SCH), Full Time Equated Faculty (FTEF) and SCH/FTEF Aggregated by University by Department within College

Department	Year	<u>Student Credit Hours</u>				<u>Full Time Equated Faculty</u>				<u>SCH/FTEF</u>			
		Summer	Fall	Winter	F + W (a)	Summer	Fall	Winter	Avg F + W (b)	Summer	Fall	Winter	F + W (a / b)
<u>Coll of Engineering Technology</u>													
Arch Tech-Facilities Mgmt	2008-09	0.00	0.00	1,166.00	1,166.00	0.00	0.00	4.52	2.26			257.96	515.93
Automotive	2008-09	0.00	0.00	2,181.00	2,181.00	0.00	0.00	14.73	7.37			148.07	296.13
Construction Tech-Mgmt	2008-09	0.00	0.00	2,899.00	2,899.00	0.00	0.00	13.25	6.62			218.86	437.72
EET-CNS	2008-09	0.00	0.00	1,334.00	1,334.00	0.00	0.00	7.97	3.99			167.38	334.76
HVACR	2008-09	0.00	0.00	1,481.00	1,481.00	0.00	0.00	9.11	4.55			162.57	325.14
Heavy Equipment	2008-09	0.00	0.00	886.00	886.00	0.00	0.00	5.27	2.63			168.12	336.24
Manufacturing Eng Tech	2008-09	0.00	0.00	1,791.00	1,791.00	0.00	0.00	11.79	5.90			151.91	303.82
Mechanical Design	2008-09	0.00	0.00	1,762.00	1,762.00	0.00	0.00	10.00	5.00			176.20	352.40
Plastics-Rubber	2008-09	0.00	0.00	817.00	817.00	0.00	0.00	7.11	3.56			114.91	229.82
Printing-Imaging Tech Mgmt	2008-09	0.00	0.00	602.00	602.00	0.00	0.00	4.67	2.33			129.00	258.00
Surveying	2008-09	0.00	0.00	1,088.00	1,088.00	0.00	0.00	6.92	3.46			157.14	314.27
Welding Eng Tech	2008-09	0.00	0.00	1,033.00	1,033.00	0.00	0.00	5.97	2.98			173.03	346.06
<u>College of Allied Health</u>													

FERRIS STATE UNIVERSITY

Student Credit Hours (SCH), Full Time Equated Faculty (FTEF) and SCH/FTEF Aggregated by University by Department within College

Department	Year	<u>Student Credit Hours</u>				<u>Full Time Equated Faculty</u>				<u>SCH/FTEF</u>			
		Summer	Fall	Winter	F + W (a)	Summer	Fall	Winter	Avg F + W (b)	Summer	Fall	Winter	F + W (a / b)
<u>College of Allied Health</u>													
Clinical Lab-Resp Care-Hlth Ad	2006-07	0.00	6,167.00	6,911.00	13,078.00	0.00	26.61	29.59	28.10		231.73	233.57	465.40
Clinical Lab-Resp Care-Hlth Ad	2007-08	3,647.00	6,731.00	6,783.00	13,514.00	17.20	28.69	26.02	27.36	212.08	234.58	260.68	493.98
Clinical Lab-Resp Care-Hlth Ad	2008-09	3,798.00	7,567.00	7,650.00	15,217.00	17.76	29.35	27.73	28.54	213.84	257.86	275.85	533.20
Coll of Allied Health Sciences	2006-07	0.00	2.00	0.00	2.00	0.00	0.00	0.00	0.00				
Dental Hygiene-Medical Imaging	2006-07	0.00	3,514.00	3,203.00	6,717.00	0.00	10.77	12.07	11.42		326.18	265.39	588.12
Dental Hygiene-Medical Imaging	2007-08	1,114.00	3,567.00	3,300.00	6,867.00	4.00	11.07	12.51	11.79	278.27	322.09	263.74	582.27
Dental Hygiene-Medical Imaging	2008-09	1,154.00	3,743.00	3,501.00	7,244.00	5.29	12.22	15.03	13.63	218.32	306.25	232.90	531.59
School of Nursing	2006-07	0.00	2,023.00	2,077.00	4,100.00	0.00	9.42	9.58	9.50		214.80	216.90	431.71
School of Nursing	2007-08	378.00	2,237.00	2,658.00	4,895.00	3.36	9.18	11.12	10.15	112.44	243.65	239.03	482.24
School of Nursing	2008-09	986.00	3,307.00	2,851.00	6,158.00	4.82	15.18	13.61	14.39	204.42	217.81	209.54	427.81
<u>College of Allied Health Sciences</u>													
Clinical Lab, Resp Care and Health Admin	2005-06	0.00	0.00	6,487.00	6,487.00	0.00	0.00	29.87	14.94			217.14	434.29
Clinical Lab, Resp Care and Health Admin	2006-07	3,155.00	0.00	0.00	0.00	16.37	0.00	0.00	0.00	192.72			
College of Allied Health Sciences	2004-05	0.00	8.00	84.00	92.00	0.00	0.00	0.25	0.13			336.00	736.00
College of Allied Health Sciences	2005-06	10.00	2.00	0.00	2.00	0.00	0.00	0.00	0.00				
Dental Hygiene and Medical Imaging	2005-06	0.00	0.00	3,062.00	3,062.00	0.00	0.00	8.56	4.28			357.80	715.59
Dental Hygiene and Medical Imaging	2006-07	1,095.00	0.00	0.00	0.00	4.61	0.00	0.00	0.00	237.56			

FERRIS STATE UNIVERSITY

Student Credit Hours (SCH), Full Time Equated Faculty (FTEF) and SCH/FTEF Aggregated by University by Department within College

Department	Year	<u>Student Credit Hours</u>				<u>Full Time Equated Faculty</u>				<u>SCH/FTEF</u>			
		Summer	Fall	Winter	F + W (a)	Summer	Fall	Winter	Avg F + W (b)	Summer	Fall	Winter	F + W (a / b)
<u>College of Allied Health Sciences</u>													
Health Management Department	2004-05	1,642.00	4,763.00	4,612.00	9,375.00	8.02	20.47	20.29	20.38	204.61	232.65	227.32	459.99
Health Management Department	2005-06	2,332.00	6,148.00	0.00	6,148.00	12.54	26.06	0.00	13.03	185.93	235.87		471.75
Health Related Programs	2004-05	1,237.00	0.00	0.00	0.00	4.51	0.00	0.00	0.00	274.21			
Imaging Sciences	2004-05	0.00	2,076.00	1,747.00	3,823.00	0.00	5.76	5.86	5.81		360.69	298.12	658.26
Imaging Sciences	2005-06	906.00	1,924.00	0.00	1,924.00	3.26	6.63	0.00	3.32	277.81	290.00		580.00
Nursing & Dental Hygiene	2004-05	544.00	3,309.00	3,109.00	6,418.00	4.48	14.33	16.01	15.17	121.43	230.91	194.15	423.02
Nursing & Dental Hygiene	2005-06	366.00	3,268.00	0.00	3,268.00	3.34	13.55	0.00	6.77	109.58	241.21		482.42
School of Nursing	2005-06	0.00	0.00	1,580.00	1,580.00	0.00	0.00	7.60	3.80			207.94	415.89
School of Nursing	2006-07	264.00	0.00	0.00	0.00	2.42	0.00	0.00	0.00	109.09			
<u>College of Arts and Sciences</u>													
Biological Sciences	2004-05	1,851.00	8,173.00	7,132.00	15,305.00	8.52	24.45	24.09	24.27	217.18	334.27	296.06	630.61
Biological Sciences	2005-06	2,053.00	8,683.00	7,215.00	15,898.00	9.41	28.14	25.10	26.62	218.10	308.55	287.48	597.23
Biological Sciences	2006-07	1,956.00	0.00	0.00	0.00	9.90	0.00	0.00	0.00	197.52			
Biology	2006-07	0.00	8,637.00	7,980.00	16,617.00	0.00	28.51	28.39	28.45		302.99	281.11	584.14
Biology	2007-08	1,879.00	9,506.00	8,209.00	17,715.00	10.28	30.70	28.22	29.46	182.80	309.62	290.91	601.31
Biology	2008-09	2,193.00	9,434.00	8,350.00	17,784.00	11.82	27.47	25.77	26.62	185.53	343.43	324.07	668.12
Clinical Lab-Resp Care-Hlth Ad	2006-07	0.00	164.00	40.00	204.00	0.00	0.53	0.33	0.43		307.50	121.21	472.59

FERRIS STATE UNIVERSITY

Student Credit Hours (SCH), Full Time Equated Faculty (FTEF) and SCH/FTEF Aggregated by University by Department within College

Department	Year	<u>Student Credit Hours</u>				<u>Full Time Equated Faculty</u>				<u>SCH/FTEF</u>			
		Summer	Fall	Winter	F + W (a)	Summer	Fall	Winter	Avg F + W (b)	Summer	Fall	Winter	F + W (a / b)
<u>College of Arts and Sciences</u>													
Humanities	2004-05	1,951.00	13,206.00	12,342.00	25,548.00	8.00	44.06	39.86	41.96	243.88	299.71	309.66	608.87
Humanities	2005-06	1,905.00	13,128.00	12,428.00	25,556.00	9.16	42.91	37.73	40.32	207.97	305.92	329.43	633.84
Humanities	2006-07	1,933.00	12,560.00	11,888.00	24,448.00	7.13	43.04	40.48	41.76	271.11	291.82	293.66	585.42
Humanities	2007-08	1,755.00	12,435.00	11,944.00	24,379.00	8.17	40.86	39.55	40.21	214.81	304.31	302.00	606.35
Humanities	2008-09	1,989.00	11,398.00	11,463.00	22,861.00	8.25	39.77	37.80	38.78	241.09	286.61	303.25	589.44
Language and Literature	2004-05	2,352.00	12,349.00	10,696.00	23,045.00	11.08	52.39	48.33	50.36	212.27	235.71	221.30	457.59
Language and Literature	2005-06	2,681.00	12,904.00	11,752.00	24,656.00	13.06	54.13	50.42	52.28	205.31	238.38	233.08	471.65
Language and Literature	2006-07	2,708.00	0.00	0.00	0.00	13.83	0.00	0.00	0.00	195.81			
Languages and Literature	2006-07	0.00	12,606.00	10,866.00	23,472.00	0.00	51.74	50.16	50.95		243.62	216.63	460.67
Languages and Literature	2007-08	2,640.00	12,557.00	11,200.00	23,757.00	13.15	53.72	49.10	51.41	200.72	233.75	228.09	462.10
Languages and Literature	2008-09	2,577.00	12,683.00	11,725.00	24,408.00	12.83	55.27	52.66	53.97	200.86	229.47	222.64	452.27
Mathematics	2004-05	1,171.00	10,015.00	7,602.00	17,617.00	4.99	33.13	28.04	30.58	234.75	302.32	271.14	576.05
Mathematics	2005-06	1,076.00	10,372.00	7,627.00	17,999.00	5.24	31.44	26.47	28.95	205.24	329.90	288.14	621.62
Mathematics	2006-07	977.00	9,589.00	7,611.00	17,200.00	5.58	31.40	28.21	29.81	175.00	305.38	269.77	577.05
Mathematics	2007-08	1,023.00	10,066.00	7,497.00	17,563.00	6.75	31.04	25.09	28.07	151.65	324.26	298.82	625.78
Mathematics	2008-09	932.00	9,823.00	7,936.00	17,759.00	5.07	30.21	26.54	28.38	183.65	325.11	299.02	625.82
Physical Sciences	2004-05	931.00	7,262.00	6,391.00	13,653.00	3.21	19.86	19.47	19.67	289.62	365.57	328.30	694.24
Physical Sciences	2005-06	1,152.00	7,769.00	7,017.00	14,786.00	4.28	20.36	20.62	20.49	269.16	381.58	340.30	721.62
Physical Sciences	2006-07	1,222.00	8,201.00	7,012.00	15,213.00	5.53	20.67	19.28	19.97	220.78	396.82	363.75	761.72

FERRIS STATE UNIVERSITY

Student Credit Hours (SCH), Full Time Equated Faculty (FTEF) and SCH/FTEF Aggregated by University by Department within College

Department	Year	<u>Student Credit Hours</u>				<u>Full Time Equated Faculty</u>				<u>SCH/FTEF</u>			
		Summer	Fall	Winter	F + W (a)	Summer	Fall	Winter	Avg F + W (b)	Summer	Fall	Winter	F + W (a / b)
<u>College of Arts and Sciences</u>													
Physical Sciences	2007-08	1,295.00	8,175.00	7,143.00	15,318.00	6.23	21.03	21.84	21.43	208.00	388.72	327.08	714.65
Physical Sciences	2008-09	1,296.00	8,604.00	7,448.00	16,052.00	6.73	22.69	22.77	22.73	192.66	379.17	327.10	706.18
Social Sciences	2004-05	2,036.00	9,942.00	10,817.00	20,759.00	12.19	31.37	32.14	31.76	166.97	316.91	336.53	653.68
Social Sciences	2005-06	1,918.00	9,886.00	11,019.00	20,905.00	8.89	30.39	32.68	31.54	215.75	325.27	337.15	662.85
Social Sciences	2006-07	1,603.00	0.00	0.00	0.00	6.84	0.00	0.00	0.00	234.47			
Social Sciences Dept	2006-07	0.00	9,340.00	10,307.00	19,647.00	0.00	32.07	33.36	32.72		291.22	308.96	600.54
Social Sciences Dept	2007-08	1,903.00	9,385.00	10,545.00	19,930.00	10.24	30.62	32.31	31.46	185.84	306.53	326.40	633.46
Social Sciences Dept	2008-09	1,738.00	9,612.00	10,396.00	20,008.00	8.24	32.94	32.28	32.61	210.92	291.82	322.07	613.58
<u>College of Business</u>													
Account, Finance, Info Systems	2006-07	0.00	7,161.00	7,358.00	14,519.00	0.00	24.97	24.29	24.63		286.73	302.92	589.42
Account, Finance, Info Systems	2007-08	1,821.00	7,626.00	7,260.00	14,886.00	8.00	26.87	24.33	25.60	227.63	283.76	298.40	581.43
Account, Finance, Info Systems	2008-09	1,656.00	8,109.00	7,377.00	15,486.00	8.56	26.17	25.72	25.94	193.40	309.86	286.88	596.94
Accountancy, Finance, Econ, & Statistics	2004-05	1,254.00	6,081.00	5,800.00	11,881.00	5.17	20.50	17.92	19.21	242.71	296.63	323.72	618.53
Accountancy, Finance, Econ, & Statistics	2005-06	1,251.00	6,408.00	0.00	6,408.00	4.75	19.92	0.00	9.96	263.37	321.74		643.48
Coll of Business Graduate Prog	2006-07	0.00	552.00	0.00	552.00	0.00	3.08	0.00	1.54		179.22		358.44
College of Business Graduate Programs	2004-05	528.00	861.00	789.00	1,650.00	3.99	6.49	6.02	6.26	132.33	132.61	131.01	263.68
College of Business Graduate Programs	2005-06	396.00	726.00	717.00	1,443.00	1.98	5.63	5.00	5.31	199.72	128.95	143.50	271.58
College of Business Graduate Programs	2006-07	519.00	0.00	0.00	0.00	3.34	0.00	0.00	0.00	155.62			

FERRIS STATE UNIVERSITY

Student Credit Hours (SCH), Full Time Equated Faculty (FTEF) and SCH/FTEF Aggregated by University by Department within College

Department	Year	<u>Student Credit Hours</u>				<u>Full Time Equated Faculty</u>				<u>SCH/FTEF</u>			
		Summer	Fall	Winter	F + W (a)	Summer	Fall	Winter	Avg F + W (b)	Summer	Fall	Winter	F + W (a / b)
<u>College of Business</u>													
Computer Information Systems Dept	2004-05	615.00	3,294.00	3,180.00	6,474.00	2.50	14.01	13.00	13.50	246.00	235.12	244.62	479.38
Computer Information Systems Dept	2005-06	813.00	2,988.00	6,537.00	9,525.00	3.34	12.25	23.83	18.04	243.78	243.92	274.28	527.94
Computer Information Systems Dept	2006-07	1,173.00	0.00	0.00	0.00	4.75	0.00	0.00	0.00	246.95			
Management	2004-05	1,217.00	5,790.00	7,146.00	12,936.00	5.00	19.27	22.58	20.93	243.40	300.48	316.43	618.17
Management	2005-06	1,238.00	6,371.00	9,253.00	15,624.00	3.52	21.33	27.09	24.21	351.43	298.69	341.57	645.35
Management	2006-07	1,948.00	8,467.00	9,128.00	17,595.00	8.25	27.35	27.24	27.29	236.12	309.58	335.13	644.66
Management	2007-08	2,478.00	8,839.00	9,907.00	18,746.00	10.60	26.39	30.17	28.28	233.77	334.91	328.34	662.81
Management	2008-09	2,448.00	8,842.00	9,569.00	18,411.00	12.48	28.91	30.44	29.68	196.19	305.85	314.33	620.40
Marketing	2004-05	1,421.00	5,228.00	4,829.00	10,057.00	6.45	20.59	19.55	20.07	220.31	253.89	247.01	501.08
Marketing	2005-06	1,397.00	5,531.00	5,851.00	11,382.00	6.95	21.61	22.80	22.21	201.13	255.95	256.57	512.54
Marketing	2006-07	1,575.00	5,805.00	5,676.00	11,481.00	6.67	22.74	22.00	22.37	236.13	255.28	258.00	513.23
Marketing	2007-08	1,170.00	5,905.00	5,553.00	11,458.00	5.25	21.85	21.33	21.59	222.86	270.30	260.30	530.72
Marketing	2008-09	1,311.00	5,888.00	6,043.00	11,931.00	5.75	23.30	23.15	23.22	228.00	252.70	261.04	513.71
Sports, Entertain, Hospt. Mgmt	2006-07	0.00	282.00	1,223.00	1,505.00	0.00	1.00	5.73	3.36		282.00	213.52	447.40
Sports, Entertain, Hospt. Mgmt	2007-08	624.00	1,502.00	1,364.00	2,866.00	3.33	6.02	5.30	5.66	187.39	249.61	257.23	506.36
Sports, Entertain, Hospt. Mgmt	2008-09	633.00	1,716.00	1,459.00	3,175.00	6.83	5.72	5.34	5.53	92.68	299.83	273.29	574.04
<u>College of Education & Human Serv</u>													
Criminal Justice	2004-05	1,642.00	3,325.00	3,852.00	7,177.00	6.81	14.10	16.20	15.15	241.07	235.89	237.75	473.77
Criminal Justice	2005-06	1,333.00	4,350.00	4,496.00	8,846.00	7.18	18.29	20.68	19.49	185.61	237.77	217.36	453.87

FERRIS STATE UNIVERSITY

Student Credit Hours (SCH), Full Time Equated Faculty (FTEF) and SCH/FTEF Aggregated by University by Department within College

Department	Year	<u>Student Credit Hours</u>				<u>Full Time Equated Faculty</u>				<u>SCH/FTEF</u>			
		Summer	Fall	Winter	F + W (a)	Summer	Fall	Winter	Avg F + W (b)	Summer	Fall	Winter	F + W (a / b)
<u>College of Education & Human Serv</u>													
Criminal Justice	2006-07	1,501.00	0.00	0.00	0.00	9.48	0.00	0.00	0.00	158.33			
Leisure Studies and Wellness	2004-05	175.00	1,488.00	1,076.00	2,564.00	1.17	5.69	4.65	5.17	149.57	261.74	231.40	496.18
Recreation Leisure Services & Wellness	2005-06	223.00	1,294.00	1,147.00	2,441.00	1.70	4.56	5.35	4.96	131.51	283.63	214.21	492.30
Recreation Leisure Services & Wellness	2006-07	229.00	0.00	0.00	0.00	1.42	0.00	0.00	0.00	160.89			
School of Education	2004-05	2,302.00	5,978.00	5,925.00	11,903.00	13.95	31.96	33.31	32.64	165.00	187.02	177.89	364.72
School of Education	2005-06	2,430.00	6,548.00	5,912.00	12,460.00	13.64	33.76	32.93	33.34	178.13	193.97	179.54	373.70
School of Education	2006-07	2,473.00	0.00	0.00	0.00	13.33	0.00	0.00	0.00	185.57			
Television Production	2004-05	244.00	822.00	766.00	1,588.00	1.83	5.24	5.25	5.25	133.33	156.87	145.90	302.76
Television Production	2005-06	258.00	1,016.00	890.00	1,906.00	0.85	6.45	6.01	6.23	303.53	157.59	148.09	306.01
Television Production	2006-07	258.00	0.00	0.00	0.00	1.93	0.00	0.00	0.00	133.68			
<u>College of Education-Human Ser</u>													
Criminal Justice	2006-07	0.00	5,139.00	5,037.00	10,176.00	0.00	21.89	24.25	23.07		234.71	207.70	441.03
Criminal Justice	2007-08	1,715.00	5,313.00	5,392.00	10,705.00	12.69	26.41	27.63	27.02	135.17	201.19	195.15	396.20
Criminal Justice	2008-09	1,791.00	5,896.00	5,906.00	11,802.00	11.32	27.29	27.52	27.41	158.22	216.02	214.62	430.63
Recreation, Leisure Serv-Well	2006-07	0.00	1,311.00	1,170.00	2,481.00	0.00	5.39	5.33	5.36		243.08	219.56	462.78
Recreation, Leisure Serv-Well	2007-08	186.00	1,132.00	1,096.00	2,228.00	1.52	6.00	5.20	5.60	122.37	188.66	210.62	397.72
Recreation, Leisure Serv-Well	2008-09	202.00	1,358.00	1,101.00	2,459.00	1.91	6.36	4.85	5.60	105.76	213.59	227.20	438.96

FERRIS STATE UNIVERSITY

Student Credit Hours (SCH), Full Time Equated Faculty (FTEF) and SCH/FTEF Aggregated by University by Department within College

Department	Year	<u>Student Credit Hours</u>				<u>Full Time Equated Faculty</u>				<u>SCH/FTEF</u>			
		Summer	Fall	Winter	F + W (a)	Summer	Fall	Winter	Avg F + W (b)	Summer	Fall	Winter	F + W (a / b)
<u>College of Education-Human Ser</u>													
School of Education Dept	2006-07	0.00	6,047.00	5,692.00	11,739.00	0.00	29.00	30.31	29.65		208.55	187.78	395.87
School of Education Dept	2007-08	2,069.00	5,171.00	4,606.00	9,777.00	11.77	29.19	30.65	29.92	175.79	177.12	150.29	326.76
School of Education Dept	2008-09	1,831.00	4,577.00	4,189.00	8,766.00	7.53	27.76	31.10	29.43	243.16	164.85	134.70	297.84
Television Production	2006-07	0.00	743.00	748.00	1,491.00	0.00	5.01	5.88	5.44		148.30	127.21	273.83
Television Production	2007-08	276.00	901.00	713.00	1,614.00	2.83	5.75	4.50	5.13	97.53	156.70	158.44	314.93
Television Production	2008-09	249.00	838.00	761.00	1,599.00	2.78	6.18	6.17	6.17	89.57	135.60	123.34	258.95
<u>College of Optometry</u>													
Optometry	2004-05	403.00	2,384.00	2,362.00	4,746.00	11.00	21.15	22.14	21.65	36.64	112.72	106.67	219.24
Optometry	2005-06	476.00	2,145.00	2,343.00	4,488.00	11.75	16.65	16.74	16.69	40.51	128.83	139.99	268.85
Optometry	2006-07	448.00	0.00	0.00	0.00	11.75	0.00	0.00	0.00	38.13			
<u>College of Pharmacy</u>													
Pharmacy	2004-05	2,102.00	6,543.00	6,317.00	12,860.00	35.10	36.50	37.92	37.21	59.89	179.26	166.59	345.61
Pharmacy	2005-06	1,806.00	7,243.00	6,929.00	14,172.00	35.40	37.94	36.56	37.25	51.02	190.89	189.51	380.43
Pharmacy	2006-07	2,130.00	7,318.00	7,459.50	14,777.50	12.60	40.30	39.65	39.97	169.05	181.59	188.14	369.67
Pharmacy	2007-08	1,927.00	7,814.50	7,841.50	15,656.00	33.10	40.50	40.07	40.29	58.22	192.95	195.69	388.63
Pharmacy	2008-09	2,599.50	7,993.50	7,618.00	15,611.50	32.60	33.60	36.75	35.17	79.74	237.90	207.29	443.83
<u>College of Prof-Tech Studies</u>													
Professional-Tech Studies	2006-07	0.00	1,299.00	1,516.00	2,815.00	0.00	7.21	8.41	7.81		180.21	180.32	360.53

FERRIS STATE UNIVERSITY

Student Credit Hours (SCH), Full Time Equated Faculty (FTEF) and SCH/FTEF Aggregated by University by Department within College

Department	Year	<u>Student Credit Hours</u>				<u>Full Time Equated Faculty</u>				<u>SCH/FTEF</u>			
		Summer	Fall	Winter	F + W (a)	Summer	Fall	Winter	Avg F + W (b)	Summer	Fall	Winter	F + W (a / b)
<u>College of Prof-Tech Studies</u>													
Professional-Tech Studies	2007-08	182.00	1,468.00	1,309.00	2,777.00	4.50	8.40	8.65	8.53	40.40	174.74	151.26	325.66
Professional-Tech Studies	2008-09	99.00	1,536.00	1,201.00	2,737.00	4.63	9.17	7.90	8.53	21.38	167.56	152.03	320.74
<u>College of Profess & Tech Studies</u>													
Professional & Technological Studies	2004-05	27.00	368.00	353.00	721.00	0.25	1.75	2.34	2.04	108.00	210.29	150.85	352.57
Professional & Technological Studies	2005-06	60.00	981.00	810.00	1,791.00	1.00	6.26	5.25	5.76	60.00	156.71	154.29	311.21
Professional & Technological Studies	2006-07	168.00	0.00	0.00	0.00	1.92	0.00	0.00	0.00	87.50			
<u>College of Technology</u>													
Arch Tech-Facilities Mgmt	2006-07	0.00	1,511.00	1,306.00	2,817.00	0.00	6.80	7.15	6.98		222.13	182.66	403.80
Arch Tech-Facilities Mgmt	2007-08	96.00	1,413.00	1,382.00	2,795.00	0.84	5.73	6.75	6.24	114.29	246.74	204.74	448.04
Arch Tech-Facilities Mgmt	2008-09	141.00	1,429.00	0.00	1,429.00	0.92	6.77	0.00	3.38	153.26	211.08		422.16
Architectural Tech & Facilities Mgmt	2004-05	26.00	1,022.00	957.00	1,979.00	0.21	5.41	6.00	5.70	123.81	188.94	159.50	346.92
Architectural Tech & Facilities Mgmt	2005-06	44.00	1,171.00	1,071.00	2,242.00	0.31	4.49	5.83	5.16	141.94	260.74	183.70	434.45
Architectural Tech & Facilities Mgmt	2006-07	116.00	0.00	0.00	0.00	0.92	0.00	0.00	0.00	126.09			
Automotive	2004-05	629.00	4,297.00	4,048.00	8,345.00	5.20	23.41	24.50	23.95	120.96	183.56	165.22	348.37
Automotive	2005-06	850.00	4,254.00	4,091.00	8,345.00	8.41	23.55	26.13	24.84	101.07	180.67	156.56	335.98
Automotive	2006-07	756.00	3,401.00	3,243.00	6,644.00	7.82	20.09	21.49	20.79	96.71	169.31	150.91	319.60
Automotive	2007-08	679.00	2,905.00	2,851.00	5,756.00	3.78	18.01	17.33	17.67	179.46	161.30	164.51	325.75
Automotive	2008-09	623.00	2,341.00	0.00	2,341.00	4.52	14.50	0.00	7.25	137.68	161.45		322.90

FERRIS STATE UNIVERSITY

Student Credit Hours (SCH), Full Time Equated Faculty (FTEF) and SCH/FTEF Aggregated by University by Department within College

Department	Year	<u>Student Credit Hours</u>				<u>Full Time Equated Faculty</u>				<u>SCH/FTEF</u>			
		Summer	Fall	Winter	F + W (a)	Summer	Fall	Winter	Avg F + W (b)	Summer	Fall	Winter	F + W (a / b)
<u>College of Technology</u>													
Construction Tech-Mgmt	2006-07	0.00	2,773.00	2,959.00	5,732.00	0.00	10.27	12.71	11.49		270.01	232.72	498.76
Construction Tech-Mgmt	2007-08	93.00	3,017.00	2,967.00	5,984.00	0.75	12.03	12.80	12.41	124.00	250.85	231.82	482.08
Construction Tech-Mgmt	2008-09	96.00	3,004.00	0.00	3,004.00	0.50	12.60	0.00	6.30	192.00	238.41		476.83
Construction Technology & Management	2004-05	54.00	2,702.00	2,549.00	5,251.00	0.66	9.55	10.82	10.18	81.82	283.07	235.50	515.58
Construction Technology & Management	2005-06	64.00	2,994.00	2,735.00	5,729.00	0.66	10.83	12.96	11.89	96.97	276.50	211.03	481.67
Construction Technology & Management	2006-07	26.00	0.00	0.00	0.00	0.33	0.00	0.00	0.00	78.79			
EET-CNS	2006-07	0.00	1,514.00	1,334.00	2,848.00	0.00	8.72	8.89	8.81		173.55	150.06	323.38
EET-CNS	2007-08	92.00	1,376.00	1,329.00	2,705.00	0.33	8.60	8.28	8.44	278.79	159.98	160.51	320.47
EET-CNS	2008-09	116.00	1,235.00	0.00	1,235.00	0.67	8.21	0.00	4.11	173.13	150.40		300.80
Electronics/CNS	2004-05	92.00	1,609.00	1,528.00	3,137.00	0.67	8.82	8.17	8.50	137.31	182.43	187.03	369.28
Electronics/CNS	2005-06	84.00	1,586.00	1,507.00	3,093.00	0.67	8.65	8.50	8.58	125.37	183.31	177.29	360.65
Electronics/CNS	2006-07	112.00	0.00	0.00	0.00	0.67	0.00	0.00	0.00	167.16			
HVACR	2004-05	112.00	1,485.00	1,202.00	2,687.00	0.75	7.19	6.66	6.92	149.33	206.61	180.48	388.08
HVACR	2005-06	166.00	1,547.00	1,195.00	2,742.00	0.83	8.05	8.64	8.34	200.00	192.25	138.31	328.65
HVACR	2006-07	310.00	0.00	0.00	0.00	1.83	0.00	0.00	0.00	169.40			
HVARC	2006-07	0.00	1,629.00	1,550.00	3,179.00	0.00	11.84	10.87	11.36		137.58	142.58	279.96
HVARC	2007-08	319.00	1,992.00	1,612.00	3,604.00	3.62	10.18	9.67	9.92	88.12	195.74	166.70	363.18
HVARC	2008-09	292.00	1,640.00	0.00	1,640.00	7.00	10.09	0.00	5.04	41.71	162.55		325.10

FERRIS STATE UNIVERSITY

Student Credit Hours (SCH), Full Time Equated Faculty (FTEF) and SCH/FTEF Aggregated by University by Department within College

Department	Year	<u>Student Credit Hours</u>				<u>Full Time Equated Faculty</u>				<u>SCH/FTEF</u>			
		Summer	Fall	Winter	F + W (a)	Summer	Fall	Winter	Avg F + W (b)	Summer	Fall	Winter	F + W (a / b)
<u>College of Technology</u>													
Heavy Equipment	2004-05	108.00	810.00	754.00	1,564.00	0.92	5.33	4.58	4.96	117.39	151.97	164.63	315.64
Heavy Equipment	2005-06	152.00	956.00	690.00	1,646.00	0.95	5.33	4.17	4.75	160.00	179.36	165.47	346.53
Heavy Equipment	2006-07	140.00	848.00	751.00	1,599.00	1.34	5.51	4.17	4.84	104.48	153.90	180.10	330.37
Heavy Equipment	2007-08	140.00	762.00	769.00	1,531.00	1.34	5.84	5.34	5.59	104.48	130.48	144.01	273.88
Heavy Equipment	2008-09	164.00	888.00	0.00	888.00	2.01	6.06	0.00	3.03	81.59	146.53		293.07
Manufacturing Eng Tech	2006-07	0.00	2,395.00	1,990.00	4,385.00	0.00	12.70	11.68	12.19		188.63	170.35	359.74
Manufacturing Eng Tech	2007-08	220.00	2,410.00	1,824.00	4,234.00	1.68	13.08	11.67	12.38	130.95	184.28	156.25	342.11
Manufacturing Eng Tech	2008-09	225.00	2,219.00	0.00	2,219.00	1.51	12.35	0.00	6.17	149.01	179.68		359.35
Manufacturing Engineering Technology	2004-05	219.00	2,388.00	1,966.00	4,354.00	1.42	12.12	11.83	11.97	154.23	197.04	166.19	363.60
Manufacturing Engineering Technology	2005-06	182.00	2,447.00	2,033.00	4,480.00	0.95	10.62	13.01	11.82	191.58	230.31	156.26	379.10
Manufacturing Engineering Technology	2006-07	203.00	0.00	0.00	0.00	1.84	0.00	0.00	0.00	110.33			
Mechanical Design	2004-05	131.00	2,007.00	1,875.00	3,882.00	0.44	9.78	10.42	10.10	297.73	205.14	179.94	384.29
Mechanical Design	2005-06	110.00	1,859.00	1,764.00	3,623.00	0.56	9.71	10.91	10.31	196.43	191.40	161.69	351.36
Mechanical Design	2006-07	80.00	1,801.00	1,467.00	3,268.00	0.67	11.12	11.40	11.26	119.40	162.00	128.67	290.25
Mechanical Design	2007-08	91.00	1,698.00	1,446.00	3,144.00	0.92	10.10	9.94	10.02	98.91	168.20	145.47	313.85
Mechanical Design	2008-09	128.00	1,844.00	0.00	1,844.00	1.00	9.51	0.00	4.75	128.00	193.97		387.94
Plastics and Rubber	2004-05	372.00	833.00	1,069.00	1,902.00	2.28	7.89	7.73	7.81	163.16	105.59	138.34	243.59
Plastics and Rubber	2005-06	259.00	795.00	842.00	1,637.00	1.54	6.89	7.90	7.39	168.18	115.40	106.62	221.42
Plastics and Rubber	2006-07	238.00	0.00	0.00	0.00	2.68	0.00	0.00	0.00	88.67			

FERRIS STATE UNIVERSITY

Student Credit Hours (SCH), Full Time Equated Faculty (FTEF) and SCH/FTEF Aggregated by University by Department within College

Department	Year	<u>Student Credit Hours</u>				<u>Full Time Equated Faculty</u>				<u>SCH/FTEF</u>			
		Summer	Fall	Winter	F + W (a)	Summer	Fall	Winter	Avg F + W (b)	Summer	Fall	Winter	F + W (a / b)
<u>College of Technology</u>													
Plastics-Rubber	2006-07	0.00	732.00	944.00	1,676.00	0.00	7.24	6.75	6.99		101.12	139.92	239.68
Plastics-Rubber	2007-08	203.00	812.00	892.00	1,704.00	1.99	6.63	7.00	6.82	102.01	122.41	127.43	249.98
Plastics-Rubber	2008-09	288.00	785.00	0.00	785.00	2.94	6.38	0.00	3.19	97.96	123.06		246.12
Printing & Imaging Technology Mgmt	2004-05	214.00	1,018.00	983.00	2,001.00	1.17	7.88	6.34	7.11	182.91	129.27	155.05	281.53
Printing & Imaging Technology Mgmt	2005-06	187.00	1,005.00	956.00	1,961.00	1.17	6.28	6.14	6.21	159.83	160.03	155.70	315.78
Printing & Imaging Technology Mgmt	2006-07	177.00	0.00	0.00	0.00	1.17	0.00	0.00	0.00	151.28			
Printing-Imaging Tech Mgmt	2006-07	0.00	812.00	909.00	1,721.00	0.00	5.96	7.41	6.68		136.24	122.67	257.44
Printing-Imaging Tech Mgmt	2007-08	150.00	802.00	558.00	1,360.00	1.17	5.78	5.00	5.39	128.21	138.81	111.60	252.37
Printing-Imaging Tech Mgmt	2008-09	173.00	695.00	0.00	695.00	1.42	5.61	0.00	2.80	121.83	123.89		247.77
Surveying	2004-05	81.00	705.00	893.00	1,598.00	0.50	5.43	6.32	5.88	162.00	129.73	141.32	271.92
Surveying	2005-06	93.00	797.00	1,107.00	1,904.00	0.52	5.35	6.49	5.92	177.91	148.85	170.51	321.43
Surveying	2006-07	84.00	898.00	1,183.00	2,081.00	1.38	5.75	5.81	5.78	60.87	156.17	203.60	360.02
Surveying	2007-08	60.00	821.00	978.00	1,799.00	0.50	5.44	6.59	6.02	120.00	150.80	148.49	299.07
Surveying	2008-09	42.00	837.00	0.00	837.00	4.00	5.27	0.00	2.64	10.50	158.77		317.55
Welding	2004-05	108.00	0.00	0.00	0.00	0.67	0.00	0.00	0.00	161.19			
Welding Eng Tech	2006-07	0.00	1,090.00	842.00	1,932.00	0.00	5.69	5.80	5.74		191.56	145.17	336.29
Welding Eng Tech	2007-08	120.00	1,299.00	966.00	2,265.00	0.67	6.89	6.18	6.53	179.10	188.53	156.31	346.60
Welding Eng Tech	2008-09	108.00	1,275.00	0.00	1,275.00	0.60	5.71	0.00	2.85	180.00	223.36		446.73

FERRIS STATE UNIVERSITY

Student Credit Hours (SCH), Full Time Equated Faculty (FTEF) and SCH/FTEF Aggregated by University by Department within College

Department	Year	Student Credit Hours				Full Time Equated Faculty				SCH/FTEF			
		Summer	Fall	Winter	F + W (a)	Summer	Fall	Winter	Avg F + W (b)	Summer	Fall	Winter	F + W (a / b)
<u>College of Technology</u>													
Welding Engineering Technology	2004-05	0.00	1,210.00	954.00	2,164.00	0.00	5.69	6.35	6.02		212.76	150.17	359.47
Welding Engineering Technology	2005-06	116.00	1,300.00	940.00	2,240.00	0.67	4.76	5.73	5.24	173.13	273.32	163.97	427.11
Welding Engineering Technology	2006-07	116.00	0.00	0.00	0.00	0.67	0.00	0.00	0.00	173.13			
<u>Kendall College of Art & Design</u>													
Design Studies	2004-05	684.00	4,752.00	4,833.00	9,585.00	16.06	44.07	46.08	45.07	42.60	107.84	104.89	212.66
Design Studies	2005-06	888.00	5,421.00	5,142.00	10,563.00	15.65	46.39	47.71	47.05	56.73	116.86	107.78	224.51
Design Studies	2006-07	900.00	0.00	0.00	0.00	11.50	0.00	0.00	0.00	78.29			
Fine Arts/Foundation	2004-05	105.00	2,650.00	2,299.00	4,949.00	5.54	21.75	18.25	20.00	18.96	121.84	125.98	247.46
Fine Arts/Foundation	2005-06	192.00	2,687.00	2,532.00	5,219.00	4.53	22.42	23.21	22.82	42.38	119.85	109.07	228.73
Fine Arts/Foundation	2006-07	126.00	0.00	0.00	0.00	2.67	0.00	0.00	0.00	47.21			
Liberal Arts & Sciences	2004-05	711.00	3,426.00	3,240.00	6,666.00	10.73	16.79	17.33	17.06	66.28	204.05	186.99	390.78
Liberal Arts & Sciences	2005-06	957.00	3,610.00	3,169.00	6,779.00	8.02	17.04	16.72	16.88	119.38	211.83	189.56	401.60
Liberal Arts & Sciences	2006-07	736.00	0.00	0.00	0.00	13.26	0.00	0.00	0.00	55.51			
<u>Kendall College of Art-Design</u>													
Design Studies	2006-07	0.00	5,067.00	5,022.00	10,089.00	0.00	45.48	49.12	47.30		111.42	102.25	213.31
Design Studies	2007-08	735.00	5,133.00	5,213.00	10,346.00	7.54	47.10	43.42	45.26	97.54	108.99	120.07	228.61
Design Studies	2008-09	721.00	5,721.00	5,528.00	11,249.00	7.05	49.82	51.22	50.52	102.27	114.83	107.93	222.66
Fine Arts-Foundation	2006-07	0.00	3,171.00	2,982.00	6,153.00	0.00	28.92	27.64	28.28		109.66	107.90	217.60

FERRIS STATE UNIVERSITY

Student Credit Hours (SCH), Full Time Equated Faculty (FTEF) and SCH/FTEF Aggregated by University by Department within College

Department	Year	<u>Student Credit Hours</u>				<u>Full Time Equated Faculty</u>				<u>SCH/FTEF</u>			
		Summer	Fall	Winter	F + W (a)	Summer	Fall	Winter	Avg F + W (b)	Summer	Fall	Winter	F + W (a / b)
<u>Kendall College of Art-Design</u>													
Fine Arts-Foundation	2007-08	219.00	3,819.00	3,384.00	7,203.00	2.95	32.98	28.14	30.56	74.36	115.80	120.26	235.70
Fine Arts-Foundation	2008-09	352.00	4,332.00	3,846.00	8,178.00	3.64	37.03	36.72	36.87	96.70	116.99	104.74	221.78
Liberal Arts-Sci-Arts History	2006-07	0.00	3,582.00	3,180.00	6,762.00	0.00	18.41	16.21	17.31		194.55	196.22	390.66
Liberal Arts-Sci-Arts History	2007-08	863.00	3,893.00	3,824.00	7,717.00	5.04	18.31	16.82	17.56	171.40	212.67	227.30	439.35
Liberal Arts-Sci-Arts History	2008-09	1,071.00	4,566.00	3,932.00	8,498.00	6.85	20.49	19.75	20.12	156.35	222.82	199.09	422.35
<u>Michigan College of Optometry</u>													
MI College of Optometry	2006-07	0.00	2,459.00	2,432.00	4,891.00	0.00	17.60	19.26	18.43		139.76	126.28	265.42
MI College of Optometry	2007-08	838.00	2,572.00	2,446.00	5,018.00	15.01	19.36	20.20	19.78	55.84	132.87	121.09	253.71
MI College of Optometry	2008-09	1,056.00	2,625.00	2,537.00	5,162.00	16.51	19.55	20.41	19.98	63.97	134.24	124.30	258.33
<u>University College</u>													
Developmental Programs & Curriculum	2004-05	168.00	3,932.00	1,035.00	4,967.00	2.75	16.78	7.20	11.99	61.09	234.39	143.75	414.35
Developmental Programs & Curriculum	2005-06	170.00	4,074.00	971.00	5,045.00	2.00	16.68	5.98	11.33	85.00	244.29	162.37	445.33
Developmental Programs & Curriculum	2006-07	43.00	0.00	0.00	0.00	0.00	0.00	0.00	0.00				
Developmental Progs-Curr	2006-07	0.00	3,436.00	769.00	4,205.00	0.00	13.20	4.48	8.84		260.30	171.65	475.68
Developmental Progs-Curr	2007-08	17.00	3,738.00	926.00	4,664.00	0.00	15.62	4.78	10.20		239.27	193.88	457.29
Developmental Progs-Curr	2008-09	41.00	3,825.00	957.00	4,782.00	0.00	16.53	4.90	10.72		231.34	195.39	446.24

FERRIS STATE UNIVERSITY

Student Credit Hours (SCH), Full Time Equated Faculty (FTEF) and SCH/FTEF Aggregated by Course Prefix within College and Department

Prefix	Year	<u>Student Credit Hours</u>				<u>Full Time Equated Faculty</u>				<u>SCH/FTEF</u>			
		Summer	Fall	Winter	F + W (a)	Summer	Fall	Winter	Avg F + W (b)	Summer	Fall	Winter	F + W (a / b)
<u>Coll of Engineering Technology</u>													
<u>Arch Tech-Facilities Mgmt</u>													
ARCH	2008-09	0.00	0.00	692.00	692.00	0.00	0.00	3.01	1.51			229.76	459.53
FMAN	2008-09	0.00	0.00	474.00	474.00	0.00	0.00	1.51	0.75			314.28	628.56
<u>Automotive</u>													
AMGT	2008-09	0.00	0.00	592.00	592.00	0.00	0.00	3.00	1.50			197.33	394.67
AUTO	2008-09	0.00	0.00	1,589.00	1,589.00	0.00	0.00	11.73	5.86			135.46	270.93
<u>Construction Tech-Mgmt</u>													
BCTM	2008-09	0.00	0.00	354.00	354.00	0.00	0.00	1.93	0.97			183.10	366.21
CETM	2008-09	0.00	0.00	135.00	135.00	0.00	0.00	0.60	0.30			225.71	451.41
CONM	2008-09	0.00	0.00	2,410.00	2,410.00	0.00	0.00	10.71	5.36			224.93	449.85
<u>EET-CNS</u>													
ECNS	2008-09	0.00	0.00	340.00	340.00	0.00	0.00	2.47	1.24			137.52	275.03
EEET	2008-09	0.00	0.00	994.00	994.00	0.00	0.00	5.50	2.75			180.81	361.61
<u>HVACR</u>													
HVAC	2008-09	0.00	0.00	1,481.00	1,481.00	0.00	0.00	9.11	4.55			162.57	325.14
<u>Heavy Equipment</u>													
HEQT	2008-09	0.00	0.00	618.00	618.00	0.00	0.00	3.84	1.92			161.11	322.22

FERRIS STATE UNIVERSITY

Student Credit Hours (SCH), Full Time Equated Faculty (FTEF) and SCH/FTEF Aggregated by Course Prefix within College and Department

Prefix	Year	<u>Student Credit Hours</u>				<u>Full Time Equated Faculty</u>				<u>SCH/FTEF</u>			
		Summer	Fall	Winter	F + W (a)	Summer	Fall	Winter	Avg F + W (b)	Summer	Fall	Winter	F + W (a / b)
<u>Coll of Engineering Technology</u>													
<u>Heavy Equipment</u>													
HSET	2008-09	0.00	0.00	268.00	268.00	0.00	0.00	1.43	0.72			186.88	373.76
<u>Manufacturing Eng Tech</u>													
MATL	2008-09	0.00	0.00	300.00	300.00	0.00	0.00	1.09	0.54			275.23	550.46
MFGE	2008-09	0.00	0.00	1,195.00	1,195.00	0.00	0.00	7.24	3.62			165.02	330.03
MFGT	2008-09	0.00	0.00	296.00	296.00	0.00	0.00	3.46	1.73			85.59	171.18
<u>Mechanical Design</u>													
CDTD	2008-09	0.00	0.00	349.00	349.00	0.00	0.00	3.01	1.51			115.89	231.78
ETEC	2008-09	0.00	0.00	144.00	144.00	0.00	0.00	0.68	0.34			212.21	424.42
MECH	2008-09	0.00	0.00	894.00	894.00	0.00	0.00	4.08	2.04			219.12	438.24
PDET	2008-09	0.00	0.00	375.00	375.00	0.00	0.00	2.23	1.11			168.16	336.32
<u>Plastics-Rubber</u>													
PLTS	2008-09	0.00	0.00	769.00	769.00	0.00	0.00	6.11	3.06			125.86	251.72
RUBR	2008-09	0.00	0.00	48.00	48.00	0.00	0.00	1.00	0.50			48.00	96.00
<u>Printing-Imaging Tech Mgmt</u>													
NMPP	2008-09	0.00	0.00	70.00	70.00	0.00	0.00	0.59	0.29			119.51	239.02
PHOT	2008-09	0.00	0.00	150.00	150.00	0.00	0.00	0.60	0.30			250.00	500.00
PMGT	2008-09	0.00	0.00	131.00	131.00	0.00	0.00	1.37	0.68			95.85	191.71

FERRIS STATE UNIVERSITY

Student Credit Hours (SCH), Full Time Equated Faculty (FTEF) and SCH/FTEF Aggregated by Course Prefix within College and Department

Prefix	Year	<u>Student Credit Hours</u>				<u>Full Time Equated Faculty</u>				<u>SCH/FTEF</u>			
		Summer	Fall	Winter	F + W (a)	Summer	Fall	Winter	Avg F + W (b)	Summer	Fall	Winter	F + W (a / b)
<u>Coll of Engineering Technology</u>													
<u>Printing-Imaging Tech Mgmt</u>													
PTEC	2008-09	0.00	0.00	251.00	251.00	0.00	0.00	2.11	1.06			118.72	237.43
<u>Surveying</u>													
CENG	2008-09	0.00	0.00	280.00	280.00	0.00	0.00	1.54	0.77			181.63	363.25
GISC	2008-09	0.00	0.00	165.00	165.00	0.00	0.00	1.00	0.50			165.00	330.00
SURE	2008-09	0.00	0.00	643.00	643.00	0.00	0.00	4.38	2.19			146.72	293.45
<u>Welding Eng Tech</u>													
WELD	2008-09	0.00	0.00	1,033.00	1,033.00	0.00	0.00	5.97	2.98			173.03	346.06

FERRIS STATE UNIVERSITY

Student Credit Hours (SCH), Full Time Equated Faculty (FTEF) and SCH/FTEF Aggregated by Course Prefix within College and Department

Prefix	Year	<u>Student Credit Hours</u>				<u>Full Time Equated Faculty</u>				<u>SCH/FTEF</u>			
		Summer	Fall	Winter	F + W (a)	Summer	Fall	Winter	Avg F + W (b)	Summer	Fall	Winter	F + W (a / b)
<u>College of Allied Health</u>													
<u>Clinical Lab-Resp Care-Hlth Ad</u>													
CAHS	2006-07	0.00	0.00	141.00	141.00	0.00	0.00	0.50	0.25			282.00	564.00
CAHS	2007-08	0.00	72.00	93.00	165.00	0.00	0.50	0.50	0.50		144.00	186.00	330.00
CAHS	2008-09	0.00	117.00	159.00	276.00	0.00	0.50	0.75	0.63		234.00	212.00	441.60
CCHS	2006-07	0.00	1,432.00	1,178.00	2,610.00	0.00	5.16	4.08	4.62		277.45	288.42	564.59
CCHS	2007-08	348.00	1,430.00	1,206.00	2,636.00	1.30	5.54	2.96	4.25	266.87	258.06	406.95	619.87
CCHS	2008-09	463.00	1,839.00	1,620.00	3,459.00	1.91	5.14	4.51	4.82	242.41	358.06	358.93	716.94
CLLS	2006-07	0.00	637.00	690.00	1,327.00	0.00	3.50	3.77	3.63		182.00	183.02	365.06
CLLS	2007-08	354.00	588.00	632.00	1,220.00	1.58	3.09	3.33	3.21	223.77	190.60	189.85	380.42
CLLS	2008-09	351.00	604.00	611.00	1,215.00	1.65	3.67	2.92	3.29	212.73	164.58	209.55	368.98
EHSM	2006-07	0.00	256.00	395.00	651.00	0.00	0.94	2.18	1.56		271.81	181.17	417.02
EHSM	2007-08	325.00	554.00	393.00	947.00	1.80	1.84	1.29	1.56	180.16	301.19	305.58	605.99
EHSM	2008-09	328.00	626.00	690.00	1,316.00	1.36	2.28	2.21	2.25	241.37	274.14	311.92	585.46
HCSA	2006-07	0.00	1,531.00	1,994.00	3,525.00	0.00	6.40	6.92	6.66		239.25	288.28	529.44
HCSA	2007-08	929.00	1,635.00	2,024.00	3,659.00	3.37	5.56	6.31	5.94	276.08	293.99	320.76	616.43
HCSA	2008-09	906.00	1,914.00	2,050.00	3,964.00	4.01	6.53	6.17	6.35	225.68	293.17	332.03	624.12
MRIS	2006-07	0.00	1,080.00	1,296.00	2,376.00	0.00	4.34	5.94	5.14		248.67	218.30	462.27
MRIS	2007-08	671.00	1,209.00	1,269.00	2,478.00	4.68	5.45	5.26	5.36	143.48	221.69	241.17	462.51
MRIS	2008-09	595.00	1,265.00	1,316.00	2,581.00	4.35	5.28	5.28	5.28	136.71	239.57	249.24	488.81
RESP	2006-07	0.00	1,231.00	1,217.00	2,448.00	0.00	6.27	6.20	6.23		196.39	196.29	392.68
RESP	2007-08	1,020.00	1,243.00	1,166.00	2,409.00	4.46	6.71	6.37	6.54	228.44	185.15	183.05	368.25
RESP	2008-09	1,155.00	1,202.00	1,204.00	2,406.00	4.48	5.95	5.89	5.92	258.08	202.13	204.50	406.62
<u>Coll of Allied Health Sciences</u>													
CAHS	2006-07	0.00	2.00	0.00	2.00	0.00	0.00	0.00	0.00				

FERRIS STATE UNIVERSITY

Student Credit Hours (SCH), Full Time Equated Faculty (FTEF) and SCH/FTEF Aggregated by Course Prefix within College and Department

Prefix	Year	<u>Student Credit Hours</u>				<u>Full Time Equated Faculty</u>				<u>SCH/FTEF</u>			
		Summer	Fall	Winter	F + W (a)	Summer	Fall	Winter	Avg F + W (b)	Summer	Fall	Winter	F + W (a / b)
<u>College of Allied Health</u>													
<u>Coll of Allied Health Sciences</u>													
<u>Dental Hygiene-Medical Imaging</u>													
DHYG	2006-07	0.00	1,373.00	1,274.00	2,647.00	0.00	4.02	4.62	4.32		341.83	275.76	612.97
DHYG	2007-08	0.00	1,358.00	1,344.00	2,702.00	0.00	5.17	5.00	5.08		262.67	268.80	531.37
DHYG	2008-09	0.00	1,540.00	1,449.00	2,989.00	0.00	5.00	6.46	5.73		308.00	224.30	521.64
NUCM	2006-07	0.00	684.00	614.00	1,298.00	0.00	1.79	2.34	2.07		381.51	262.39	628.14
NUCM	2007-08	189.00	756.00	601.00	1,357.00	0.88	2.25	2.85	2.55	214.49	336.00	210.88	532.16
NUCM	2008-09	185.00	832.00	728.00	1,560.00	1.80	2.77	3.01	2.89	102.78	300.44	241.70	539.68
RADI	2006-07	0.00	1,153.00	1,035.00	2,188.00	0.00	3.29	3.56	3.43		350.01	290.73	638.44
RADI	2007-08	682.00	1,129.00	1,039.00	2,168.00	1.83	2.00	2.78	2.39	372.92	564.50	373.74	907.11
RADI	2008-09	681.00	1,059.00	1,002.00	2,061.00	2.00	3.23	3.56	3.40	340.50	327.86	281.46	607.07
SONO	2006-07	0.00	304.00	280.00	584.00	0.00	1.67	1.55	1.61		182.07	180.76	362.88
SONO	2007-08	243.00	324.00	316.00	640.00	1.29	1.65	1.88	1.77	187.89	195.82	167.88	361.90
SONO	2008-09	288.00	312.00	322.00	634.00	1.49	1.22	2.00	1.61	193.84	255.18	161.00	393.46
<u>School of Nursing</u>													
NURS	2006-07	0.00	2,023.00	2,077.00	4,100.00	0.00	9.42	9.58	9.50		214.80	216.90	431.71
NURS	2007-08	378.00	2,237.00	2,658.00	4,895.00	3.36	9.18	11.12	10.15	112.44	243.65	239.03	482.24
NURS	2008-09	986.00	3,307.00	2,851.00	6,158.00	4.82	15.18	13.61	14.39	204.42	217.81	209.54	427.81

FERRIS STATE UNIVERSITY

Student Credit Hours (SCH), Full Time Equated Faculty (FTEF) and SCH/FTEF Aggregated by Course Prefix within College and Department

Prefix	Year	<u>Student Credit Hours</u>				<u>Full Time Equated Faculty</u>				<u>SCH/FTEF</u>				
		Summer	Fall	Winter	F + W (a)	Summer	Fall	Winter	Avg F + W (b)	Summer	Fall	Winter	F + W (a / b)	
<u>College of Allied Health Sciences</u>														
<u>Clinical Lab, Resp Care and Health Admin</u>														
CAHS	2005-06	0.00	0.00	90.00	90.00	0.00	0.00	0.25	0.13				360.00	720.00
CCHS	2005-06	0.00	0.00	1,135.00	1,135.00	0.00	0.00	3.39	1.70				334.40	668.81
CCHS	2006-07	363.00	0.00	0.00	0.00	1.61	0.00	0.00	0.00	225.64				
CLLS	2005-06	0.00	0.00	581.00	581.00	0.00	0.00	2.96	1.48				196.28	392.57
CLLS	2006-07	468.00	0.00	0.00	0.00	1.87	0.00	0.00	0.00	250.27				
EHSM	2005-06	0.00	0.00	590.00	590.00	0.00	0.00	4.64	2.32				127.18	254.36
EHSM	2006-07	224.00	0.00	0.00	0.00	0.95	0.00	0.00	0.00	235.48				
HCSA	2005-06	0.00	0.00	1,842.00	1,842.00	0.00	0.00	6.90	3.45				266.83	533.66
HCSA	2006-07	621.00	0.00	0.00	0.00	2.45	0.00	0.00	0.00	253.04				
MRIS	2005-06	0.00	0.00	1,184.00	1,184.00	0.00	0.00	5.83	2.92				202.95	405.89
MRIS	2006-07	641.00	0.00	0.00	0.00	4.80	0.00	0.00	0.00	133.42				
RESP	2005-06	0.00	0.00	1,065.00	1,065.00	0.00	0.00	5.89	2.95				180.70	361.41
RESP	2006-07	838.00	0.00	0.00	0.00	4.68	0.00	0.00	0.00	178.97				
<u>College of Allied Health Sciences</u>														
CAHS	2004-05	0.00	8.00	84.00	92.00	0.00	0.00	0.25	0.13				336.00	736.00
CAHS	2005-06	10.00	2.00	0.00	2.00	0.00	0.00	0.00	0.00					
<u>Dental Hygiene and Medical Imaging</u>														
DHYG	2005-06	0.00	0.00	1,338.00	1,338.00	0.00	0.00	3.14	1.57				426.11	852.23
NUCM	2005-06	0.00	0.00	489.00	489.00	0.00	0.00	1.50	0.75				326.00	652.00
NUCM	2006-07	232.00	0.00	0.00	0.00	0.95	0.00	0.00	0.00	245.32				

FERRIS STATE UNIVERSITY

Student Credit Hours (SCH), Full Time Equated Faculty (FTEF) and SCH/FTEF Aggregated by Course Prefix within College and Department

Prefix	Year	<u>Student Credit Hours</u>				<u>Full Time Equated Faculty</u>				<u>SCH/FTEF</u>			
		Summer	Fall	Winter	F + W (a)	Summer	Fall	Winter	Avg F + W (b)	Summer	Fall	Winter	F + W (a / b)
<u>College of Allied Health Sciences</u>													
<u>Dental Hygiene and Medical Imaging</u>													
RADI	2005-06	0.00	0.00	972.00	972.00	0.00	0.00	2.56	1.28			379.69	759.38
RADI	2006-07	633.00	0.00	0.00	0.00	2.30	0.00	0.00	0.00	275.22			
SONO	2005-06	0.00	0.00	263.00	263.00	0.00	0.00	1.36	0.68			193.67	387.35
SONO	2006-07	230.00	0.00	0.00	0.00	1.36	0.00	0.00	0.00	168.65			
<u>Health Management Department</u>													
CCHS	2004-05	284.00	1,176.00	985.00	2,161.00	1.18	3.20	3.07	3.13	241.65	367.42	321.32	689.73
CCHS	2005-06	317.00	1,476.00	0.00	1,476.00	1.35	4.68	0.00	2.34	235.04	315.71		631.41
CLLS	2004-05	0.00	271.00	379.00	650.00	0.00	2.58	2.89	2.74		105.04	131.14	237.66
CLLS	2005-06	217.00	491.00	0.00	491.00	1.74	3.08	0.00	1.54	124.71	159.48		318.96
EHSM	2004-05	246.00	576.00	555.00	1,131.00	1.29	3.26	3.61	3.44	190.78	176.42	153.69	328.97
EHSM	2005-06	299.00	669.00	0.00	669.00	1.71	5.17	0.00	2.58	174.56	129.45		258.90
HCSA	2004-05	132.00	1,125.00	962.00	2,087.00	0.78	4.30	3.21	3.76	169.23	261.58	299.51	555.59
HCSA	2005-06	270.00	1,349.00	0.00	1,349.00	1.72	3.85	0.00	1.92	157.26	350.67		701.35
MRIS	2004-05	714.00	1,185.00	1,308.00	2,493.00	3.37	4.81	5.32	5.06	211.87	246.48	246.03	492.49
MRIS	2005-06	724.00	1,409.00	0.00	1,409.00	4.19	5.26	0.00	2.63	172.68	267.78		535.56
RESP	2004-05	266.00	430.00	423.00	853.00	1.41	2.32	2.19	2.26	188.62	185.41	192.87	378.08
RESP	2005-06	505.00	754.00	0.00	754.00	1.83	4.03	0.00	2.02	275.77	186.91		373.82
<u>Health Related Programs</u>													
CLLS	2004-05	107.00	0.00	0.00	0.00	0.60	0.00	0.00	0.00	179.53			
NUCM	2004-05	190.00	0.00	0.00	0.00	1.06	0.00	0.00	0.00	179.25			

FERRIS STATE UNIVERSITY

Student Credit Hours (SCH), Full Time Equated Faculty (FTEF) and SCH/FTEF Aggregated by Course Prefix within College and Department

Prefix	Year	<u>Student Credit Hours</u>				<u>Full Time Equated Faculty</u>				<u>SCH/FTEF</u>			
		Summer	Fall	Winter	F + W (a)	Summer	Fall	Winter	Avg F + W (b)	Summer	Fall	Winter	F + W (a / b)
<u>College of Allied Health Sciences</u>													
<u>Health Related Programs</u>													
RADI	2004-05	664.00	0.00	0.00	0.00	1.26	0.00	0.00	0.00	527.28			
RESP	2004-05	156.00	0.00	0.00	0.00	0.71	0.00	0.00	0.00	221.00			
SONO	2004-05	120.00	0.00	0.00	0.00	0.89	0.00	0.00	0.00	134.83			
<u>Imaging Sciences</u>													
NUCM	2004-05	0.00	710.00	534.00	1,244.00	0.00	2.00	2.11	2.05		355.00	253.08	605.35
NUCM	2005-06	170.00	630.00	0.00	630.00	1.20	1.93	0.00	0.96	141.67	326.67		653.33
RADI	2004-05	0.00	1,068.00	936.00	2,004.00	0.00	2.81	2.48	2.64		380.67	377.42	758.29
RADI	2005-06	607.00	1,020.00	0.00	1,020.00	0.83	3.07	0.00	1.54	731.33	332.14		664.29
SONO	2004-05	0.00	298.00	277.00	575.00	0.00	0.95	1.27	1.11		313.68	218.11	518.02
SONO	2005-06	129.00	274.00	0.00	274.00	1.23	1.63	0.00	0.82	104.77	167.59		335.18
<u>Nursing & Dental Hygiene</u>													
DHYG	2004-05	68.00	1,489.00	1,397.00	2,886.00	1.00	4.52	5.05	4.78	68.00	329.45	276.63	603.16
DHYG	2005-06	0.00	1,444.00	0.00	1,444.00	0.00	3.76	0.00	1.88		383.61		767.21
NURS	2004-05	476.00	1,820.00	1,712.00	3,532.00	3.48	9.81	10.96	10.39	136.78	185.51	156.16	340.04
NURS	2005-06	366.00	1,824.00	0.00	1,824.00	3.34	9.78	0.00	4.89	109.58	186.43		372.85
<u>School of Nursing</u>													
NURS	2005-06	0.00	0.00	1,580.00	1,580.00	0.00	0.00	7.60	3.80			207.94	415.89
NURS	2006-07	264.00	0.00	0.00	0.00	2.42	0.00	0.00	0.00	109.09			

FERRIS STATE UNIVERSITY

Student Credit Hours (SCH), Full Time Equated Faculty (FTEF) and SCH/FTEF Aggregated by Course Prefix within College and Department

Prefix	Year	<u>Student Credit Hours</u>				<u>Full Time Equated Faculty</u>				<u>SCH/FTEF</u>			
		Summer	Fall	Winter	F + W (a)	Summer	Fall	Winter	Avg F + W (b)	Summer	Fall	Winter	F + W (a / b)
<u>College of Arts and Sciences</u>													
<u>Biological Sciences</u>													
BIOL	2004-05	1,728.00	7,940.00	6,971.00	14,911.00	7.71	22.23	22.11	22.17	224.10	357.09	315.33	672.55
BIOL	2005-06	1,968.00	8,471.00	7,048.00	15,519.00	8.58	25.99	23.30	24.64	229.33	325.93	302.52	629.73
BIOL	2006-07	1,868.00	0.00	0.00	0.00	9.09	0.00	0.00	0.00	205.55			
HORT	2004-05	123.00	233.00	161.00	394.00	0.81	2.22	1.98	2.10	151.47	105.19	81.18	187.69
HORT	2005-06	85.00	212.00	167.00	379.00	0.83	2.15	1.80	1.98	102.24	98.55	92.78	191.84
HORT	2006-07	88.00	0.00	0.00	0.00	0.82	0.00	0.00	0.00	107.92			
<u>Biology</u>													
BIOL	2006-07	0.00	8,450.00	7,844.00	16,294.00	0.00	25.77	26.22	25.99		327.90	299.19	626.85
BIOL	2007-08	1,833.00	9,198.00	8,019.00	17,217.00	9.67	27.74	26.27	27.00	189.48	331.57	305.27	637.55
BIOL	2008-09	2,070.00	9,107.00	8,200.00	17,307.00	10.72	24.89	24.37	24.63	193.13	365.93	336.53	702.77
HORT	2006-07	0.00	187.00	136.00	323.00	0.00	2.74	2.17	2.45		68.34	62.67	131.66
HORT	2007-08	46.00	248.00	190.00	438.00	0.60	2.39	1.95	2.17	76.03	103.77	97.44	201.84
HORT	2008-09	71.00	263.00	150.00	413.00	0.71	2.01	1.40	1.71	100.35	130.75	107.14	242.13
INBI	2007-08	0.00	60.00	0.00	60.00	0.00	0.57	0.00	0.29		105.00		210.00
INBI	2008-09	52.00	64.00	0.00	64.00	0.39	0.57	0.00	0.29	131.88	112.00		224.00
<u>Clinical Lab-Resp Care-Hlth Ad</u>													
MRIS	2006-07	0.00	164.00	40.00	204.00	0.00	0.53	0.33	0.43		307.50	121.21	472.59
<u>Humanities</u>													
AFAM	2004-05	0.00	57.00	0.00	57.00	0.00	0.25	0.00	0.13		228.00		456.00
AFAM	2005-06	0.00	27.00	0.00	27.00	0.00	0.25	0.00	0.13		108.00		216.00
AFAM	2006-07	0.00	60.00	0.00	60.00	0.00	0.36	0.00	0.18		166.40		332.80

FERRIS STATE UNIVERSITY

Student Credit Hours (SCH), Full Time Equated Faculty (FTEF) and SCH/FTEF Aggregated by Course Prefix within College and Department

Prefix	Year	<u>Student Credit Hours</u>				<u>Full Time Equated Faculty</u>				<u>SCH/FTEF</u>			
		Summer	Fall	Winter	F + W (a)	Summer	Fall	Winter	Avg F + W (b)	Summer	Fall	Winter	F + W (a / b)
<u>College of Arts and Sciences</u>													
<u>Humanities</u>													
AFAM	2007-08	0.00	66.00	0.00	66.00	0.00	0.42	0.00	0.21		157.14		314.29
AFAM	2008-09	0.00	93.00	0.00	93.00	0.00	0.25	0.00	0.13		372.00		744.00
AMST	2005-06	0.00	24.00	0.00	24.00	0.00	0.25	0.00	0.13		96.00		192.00
AMST	2006-07	0.00	45.00	0.00	45.00	0.00	0.04	0.00	0.02		1,125.00		2,250.00
ARTH	2004-05	51.00	255.00	579.00	834.00	0.35	0.69	1.49	1.09	144.00	370.91	387.85	765.01
ARTH	2005-06	102.00	183.00	435.00	618.00	0.30	0.75	1.00	0.87	340.00	244.59	435.00	707.02
ARTH	2006-07	93.00	270.00	471.00	741.00	0.13	0.54	1.25	0.90	744.00	500.00	376.80	827.93
ARTH	2007-08	108.00	267.00	468.00	735.00	0.50	0.75	0.89	0.82	216.00	356.00	524.16	894.78
ARTH	2008-09	102.00	273.00	354.00	627.00	0.33	0.75	0.75	0.75	306.00	364.00	472.00	836.00
ARTS	2004-05	49.00	556.00	570.00	1,126.00	0.34	2.25	2.25	2.25	144.12	247.11	253.33	500.44
ARTS	2005-06	39.00	516.00	534.00	1,050.00	0.25	2.25	2.00	2.13	156.00	229.33	267.00	494.12
ARTS	2006-07	48.00	511.00	558.00	1,069.00	0.25	2.25	2.25	2.25	192.00	227.11	248.00	475.11
ARTS	2007-08	3.00	475.00	561.00	1,036.00	0.00	2.00	2.00	2.00		237.50	280.50	518.00
ARTS	2008-09	0.00	455.00	552.00	1,007.00	0.00	2.00	2.00	2.00		227.50	276.00	503.50
COMH	2004-05	0.00	591.00	0.00	591.00	0.00	2.00	0.00	1.00		295.50		591.00
COMH	2005-06	0.00	624.00	0.00	624.00	0.00	2.00	0.00	1.00		312.00		624.00
COMH	2006-07	0.00	579.00	0.00	579.00	0.00	2.00	0.00	1.00		289.50		579.00
COMH	2007-08	0.00	633.00	0.00	633.00	0.00	2.25	0.00	1.13		281.33		562.67
COMH	2008-09	0.00	414.00	270.00	684.00	0.00	1.67	0.90	1.28		248.40	300.00	532.99
COMM	2004-05	780.00	5,101.00	4,214.00	9,315.00	3.54	17.25	16.00	16.63	220.65	295.71	263.38	560.30
COMM	2005-06	880.00	5,148.00	4,380.00	9,528.00	3.97	17.16	14.92	16.04	221.66	299.91	293.57	593.92
COMM	2006-07	723.00	4,746.00	3,975.00	8,721.00	3.05	16.00	16.00	16.00	237.05	296.63	248.44	545.06
COMM	2007-08	753.00	4,585.00	4,316.00	8,901.00	3.58	14.50	16.00	15.25	210.34	316.21	269.75	583.67
COMM	2008-09	796.00	4,209.00	3,604.00	7,813.00	3.50	14.83	12.85	13.84	227.43	283.75	280.47	564.46

FERRIS STATE UNIVERSITY

Student Credit Hours (SCH), Full Time Equated Faculty (FTEF) and SCH/FTEF Aggregated by Course Prefix within College and Department

Prefix	Year	<u>Student Credit Hours</u>				<u>Full Time Equated Faculty</u>				<u>SCH/FTEF</u>			
		Summer	Fall	Winter	F + W (a)	Summer	Fall	Winter	Avg F + W (b)	Summer	Fall	Winter	F + W (a / b)
<u>College of Arts and Sciences</u>													
<u>Humanities</u>													
FILM	2006-07	0.00	498.00	303.00	801.00	0.00	1.08	0.50	0.79		459.69	606.00	1,011.79
FILM	2007-08	69.00	420.00	372.00	792.00	0.25	1.00	0.75	0.88	276.00	420.00	496.00	905.14
FILM	2008-09	30.00	372.00	252.00	624.00	0.08	0.83	0.50	0.67	360.00	446.40	504.00	936.00
HISH	2006-07	0.00	0.00	45.00	45.00	0.00	0.00	0.50	0.25			90.00	180.00
HISH	2008-09	0.00	69.00	42.00	111.00	0.00	0.20	0.25	0.23		345.00	168.00	493.33
HIST	2004-05	567.00	2,661.00	2,520.00	5,181.00	2.00	7.50	6.36	6.93	283.50	354.80	396.40	747.77
HIST	2005-06	513.00	2,529.00	2,310.00	4,839.00	2.51	6.75	5.50	6.13	204.38	374.67	420.00	790.04
HIST	2006-07	642.00	2,550.00	2,394.00	4,944.00	2.50	7.50	6.25	6.88	256.80	340.00	383.04	719.13
HIST	2007-08	594.00	2,454.00	2,358.00	4,812.00	2.50	7.00	6.14	6.57	237.60	350.57	383.86	732.26
HIST	2008-09	558.00	2,514.00	2,463.00	4,977.00	1.75	7.30	6.75	7.03	318.86	344.38	364.89	708.47
HUMH	2006-07	0.00	0.00	69.00	69.00	0.00	0.00	0.25	0.13			276.00	552.00
HUMH	2007-08	0.00	0.00	147.00	147.00	0.00	0.00	0.64	0.32			228.67	457.33
HUMH	2008-09	0.00	0.00	69.00	69.00	0.00	0.00	0.25	0.13			276.00	552.00
HUMN	2004-05	378.00	2,706.00	2,953.00	5,659.00	1.15	8.50	7.76	8.13	329.89	318.35	380.68	696.19
HUMN	2005-06	234.00	2,613.00	2,892.00	5,505.00	0.95	7.00	7.50	7.25	246.32	373.29	385.60	759.31
HUMN	2006-07	411.00	1,200.00	1,365.00	2,565.00	1.13	3.27	2.75	3.01	365.33	367.35	496.36	852.63
HUMN	2007-08	66.00	936.00	837.00	1,773.00	0.25	2.00	2.07	2.04	264.00	468.00	404.07	870.95
HUMN	2008-09	75.00	675.00	1,110.00	1,785.00	0.50	1.58	2.25	1.92	150.00	426.32	493.33	931.30
MUSI	2004-05	93.00	1,055.00	1,202.00	2,257.00	0.50	3.38	4.00	3.69	186.00	312.59	300.50	612.07
MUSI	2005-06	116.00	1,261.00	1,450.00	2,711.00	0.93	4.50	4.81	4.65	124.75	280.22	301.73	582.66
MUSI	2006-07	16.00	1,117.00	1,515.00	2,632.00	0.08	5.25	5.38	5.31	200.00	212.76	281.86	495.44
MUSI	2007-08	102.00	1,409.00	1,504.00	2,913.00	0.59	5.44	5.30	5.37	172.88	258.88	283.77	542.32
MUSI	2008-09	68.00	1,325.00	1,382.00	2,707.00	0.50	5.35	5.30	5.33	136.00	247.54	260.75	508.23
PHIH	2006-07	0.00	0.00	60.00	60.00	0.00	0.00	0.25	0.13			240.00	480.00

FERRIS STATE UNIVERSITY

Student Credit Hours (SCH), Full Time Equated Faculty (FTEF) and SCH/FTEF Aggregated by Course Prefix within College and Department

Prefix	Year	<u>Student Credit Hours</u>				<u>Full Time Equated Faculty</u>				<u>SCH/FTEF</u>			
		Summer	Fall	Winter	F + W (a)	Summer	Fall	Winter	Avg F + W (b)	Summer	Fall	Winter	F + W (a / b)
<u>College of Arts and Sciences</u>													
<u>Humanities</u>													
PHIH	2007-08	0.00	129.00	0.00	129.00	0.00	0.50	0.00	0.25		258.00		516.00
PHIH	2008-09	0.00	57.00	0.00	57.00	0.00	0.25	0.00	0.13		228.00		456.00
PHIL	2006-07	0.00	534.00	666.00	1,200.00	0.00	2.00	2.36	2.18		267.00	282.55	550.82
PHIL	2007-08	60.00	657.00	816.00	1,473.00	0.50	2.25	2.75	2.50	120.00	292.00	296.73	589.20
PHIL	2008-09	252.00	477.00	789.00	1,266.00	1.15	1.58	2.75	2.17	219.93	301.26	286.91	584.31
RELG	2006-07	0.00	171.00	123.00	294.00	0.00	0.75	0.50	0.63		228.00	246.00	470.40
RELG	2007-08	0.00	207.00	327.00	534.00	0.00	0.75	1.00	0.88		276.00	327.00	610.29
RELG	2008-09	75.00	213.00	276.00	489.00	0.19	0.75	1.25	1.00	400.00	284.00	220.80	489.00
RELH	2006-07	0.00	0.00	66.00	66.00	0.00	0.00	0.25	0.13			264.00	528.00
RELH	2008-09	0.00	57.00	0.00	57.00	0.00	0.25	0.00	0.13		228.00		456.00
THTR	2004-05	33.00	224.00	235.00	459.00	0.13	2.25	2.00	2.13	264.00	99.56	117.50	216.00
THTR	2005-06	21.00	203.00	292.00	495.00	0.25	2.00	2.00	2.00	84.00	101.50	146.00	247.50
THTR	2006-07	0.00	279.00	278.00	557.00	0.00	2.00	2.00	2.00		139.50	139.00	278.50
THTR	2007-08	0.00	197.00	238.00	435.00	0.00	2.00	2.00	2.00		98.50	119.00	217.50
THTR	2008-09	33.00	195.00	195.00	390.00	0.25	2.17	2.00	2.08	132.00	90.03	97.50	187.23
WGST	2004-05	0.00	0.00	69.00	69.00	0.00	0.00	0.00	0.00				
WGST	2005-06	0.00	0.00	135.00	135.00	0.00	0.00	0.00	0.00				
WGST	2008-09	0.00	0.00	105.00	105.00	0.00	0.00	0.00	0.00				
<u>Language and Literature</u>													
ENGL	2004-05	1,905.00	9,398.00	7,189.00	16,587.00	9.05	38.90	32.12	35.51	210.50	241.61	223.84	467.15
ENGL	2005-06	1,844.00	9,590.00	7,728.00	17,318.00	9.17	40.05	33.50	36.77	201.08	239.47	230.71	470.96
ENGL	2006-07	1,890.00	0.00	0.00	0.00	9.42	0.00	0.00	0.00	200.71			
FREN	2004-05	110.00	350.00	378.00	728.00	0.25	1.25	1.33	1.29	440.00	280.00	284.21	564.34

FERRIS STATE UNIVERSITY

Student Credit Hours (SCH), Full Time Equated Faculty (FTEF) and SCH/FTEF Aggregated by Course Prefix within College and Department

Prefix	Year	<u>Student Credit Hours</u>				<u>Full Time Equated Faculty</u>				<u>SCH/FTEF</u>			
		Summer	Fall	Winter	F + W (a)	Summer	Fall	Winter	Avg F + W (b)	Summer	Fall	Winter	F + W (a / b)
<u>College of Arts and Sciences</u>													
<u>Language and Literature</u>													
FREN	2005-06	194.00	345.00	413.00	758.00	0.58	1.58	2.00	1.79	334.48	218.35	206.50	423.46
FREN	2006-07	185.00	0.00	0.00	0.00	1.25	0.00	0.00	0.00	148.00			
GERM	2004-05	0.00	219.00	226.00	445.00	0.00	1.00	0.92	0.96		219.00	246.55	464.35
GERM	2005-06	15.00	272.00	334.00	606.00	0.25	1.00	1.25	1.13	60.00	272.00	267.20	538.67
JRNL	2004-05	0.00	144.00	123.00	267.00	0.00	0.92	0.67	0.79		157.09	184.50	337.26
JRNL	2005-06	0.00	162.00	138.00	300.00	0.00	1.00	0.67	0.83		162.00	207.00	360.00
LANG	2004-05	57.00	8.00	117.00	125.00	0.25	0.00	0.50	0.25	228.00		234.00	500.00
LANG	2005-06	48.00	99.00	174.00	273.00	0.25	0.50	0.75	0.62	192.00	199.45	232.00	438.07
LANG	2006-07	27.00	0.00	0.00	0.00	0.13	0.00	0.00	0.00	216.00			
LITR	2004-05	159.00	1,194.00	1,430.00	2,624.00	1.20	6.67	8.22	7.44	132.50	179.10	173.91	352.47
LITR	2005-06	135.00	1,161.00	1,448.00	2,609.00	0.90	5.35	6.93	6.14	150.38	217.01	209.05	425.03
LITR	2006-07	246.00	0.00	0.00	0.00	1.46	0.00	0.00	0.00	168.69			
SPAN	2004-05	121.00	1,036.00	1,233.00	2,269.00	0.33	3.66	4.58	4.12	366.67	283.06	269.21	550.73
SPAN	2005-06	445.00	1,275.00	1,517.00	2,792.00	1.91	4.66	5.33	4.99	232.98	273.61	284.62	558.96
SPAN	2006-07	360.00	0.00	0.00	0.00	1.58	0.00	0.00	0.00	227.85			
<u>Languages and Literature</u>													
ENGL	2006-07	0.00	9,474.00	7,042.00	16,516.00	0.00	37.70	32.88	35.29		251.28	214.14	467.96
ENGL	2007-08	1,971.00	9,486.00	6,904.00	16,390.00	9.41	39.58	28.38	33.98	209.40	239.65	243.31	482.35
ENGL	2008-09	1,995.00	9,655.00	7,833.00	17,488.00	10.25	41.02	35.47	38.24	194.63	235.39	220.83	457.27
ENGP	2007-08	0.00	0.00	444.00	444.00	0.00	0.00	2.13	1.07			208.13	416.25
ENGP	2008-09	0.00	0.00	438.00	438.00	0.00	0.00	1.92	0.96			228.52	457.04
FREN	2006-07	0.00	292.00	240.00	532.00	0.00	1.33	1.00	1.17		219.55	240.00	456.65

FERRIS STATE UNIVERSITY

Student Credit Hours (SCH), Full Time Equated Faculty (FTEF) and SCH/FTEF Aggregated by Course Prefix within College and Department

Prefix	Year	<u>Student Credit Hours</u>				<u>Full Time Equated Faculty</u>				<u>SCH/FTEF</u>			
		Summer	Fall	Winter	F + W (a)	Summer	Fall	Winter	Avg F + W (b)	Summer	Fall	Winter	F + W (a / b)
<u>College of Arts and Sciences</u>													
<u>Languages and Literature</u>													
FREN	2007-08	113.00	439.00	480.00	919.00	0.99	2.03	2.00	2.01	114.14	216.26	240.00	456.08
FREN	2008-09	214.00	290.00	404.00	694.00	1.33	1.73	1.57	1.65	160.90	167.89	257.09	420.77
FRNH	2007-08	0.00	48.00	0.00	48.00	0.00	0.30	0.00	0.15		160.00		320.00
FRNH	2008-09	0.00	63.00	129.00	192.00	0.00	0.16	0.43	0.29		393.75	301.00	652.43
GERM	2006-07	0.00	272.00	326.00	598.00	0.00	1.00	1.33	1.17		272.00	245.11	513.30
GERM	2007-08	0.00	247.00	298.00	545.00	0.00	1.00	1.00	1.00		247.00	298.00	545.00
GERM	2008-09	0.00	228.00	357.00	585.00	0.00	1.00	1.25	1.13		228.00	285.60	520.00
JRNL	2006-07	0.00	99.00	162.00	261.00	0.00	0.67	0.92	0.79		148.50	176.73	329.68
JRNL	2007-08	0.00	123.00	180.00	303.00	0.00	0.67	0.92	0.79		184.50	196.36	382.74
JRNL	2008-09	0.00	134.00	156.00	290.00	0.00	0.67	0.92	0.79		201.00	170.18	366.32
LANG	2006-07	0.00	132.00	186.00	318.00	0.00	0.75	0.75	0.75		176.00	248.00	424.00
LANG	2007-08	36.00	112.00	150.00	262.00	0.25	0.56	0.75	0.66	144.00	199.11	200.00	399.24
LANG	2008-09	36.00	81.00	97.00	178.00	0.08	0.25	0.48	0.37	432.00	324.00	201.76	487.16
LITH	2006-07	0.00	0.00	231.00	231.00	0.00	0.00	1.08	0.54			213.23	426.46
LITH	2007-08	0.00	189.00	207.00	396.00	0.00	0.83	0.75	0.79		226.80	276.00	500.21
LITH	2008-09	0.00	117.00	105.00	222.00	0.00	0.55	0.48	0.52		212.73	218.40	430.75
LITR	2006-07	0.00	929.00	1,084.00	2,013.00	0.00	5.96	6.54	6.25		155.76	165.88	322.10
LITR	2007-08	166.00	777.00	1,302.00	2,079.00	1.00	4.41	8.18	6.30	166.00	176.06	159.20	330.21
LITR	2008-09	171.00	807.00	954.00	1,761.00	0.67	5.15	6.15	5.65	256.50	156.70	155.19	311.75
SPAN	2006-07	0.00	1,408.00	1,595.00	3,003.00	0.00	4.33	5.66	5.00		325.17	281.80	601.20
SPAN	2007-08	354.00	1,136.00	1,235.00	2,371.00	1.50	4.33	5.00	4.66	236.00	262.36	247.00	508.25
SPAN	2008-09	161.00	1,308.00	1,252.00	2,560.00	0.50	4.75	4.00	4.38	322.00	275.37	313.00	585.14

FERRIS STATE UNIVERSITY

Student Credit Hours (SCH), Full Time Equated Faculty (FTEF) and SCH/FTEF Aggregated by Course Prefix within College and Department

Prefix	Year	<u>Student Credit Hours</u>				<u>Full Time Equated Faculty</u>				<u>SCH/FTEF</u>			
		Summer	Fall	Winter	F + W (a)	Summer	Fall	Winter	Avg F + W (b)	Summer	Fall	Winter	F + W (a / b)
<u>College of Arts and Sciences</u>													
<u>Mathematics</u>													
CPSC	2004-05	12.00	181.00	115.00	296.00	0.25	0.80	0.86	0.83	48.00	226.93	134.34	357.99
CPSC	2005-06	18.00	180.00	36.00	216.00	0.25	0.61	0.25	0.43	72.00	297.00	144.00	504.64
CPSC	2006-07	0.00	147.00	39.00	186.00	0.00	0.89	0.58	0.73		165.85	66.86	253.11
CPSC	2007-08	15.00	125.00	33.00	158.00	0.25	0.61	0.18	0.39	60.34	206.25	187.00	403.82
CPSC	2008-09	0.00	104.00	84.00	188.00	0.00	0.58	0.97	0.78		178.29	86.63	242.11
MATH	2004-05	1,159.00	9,834.00	7,487.00	17,321.00	4.74	32.33	27.18	29.76	244.61	304.18	275.44	582.11
MATH	2005-06	1,058.00	10,192.00	7,591.00	17,783.00	4.99	30.83	26.22	28.53	211.91	330.54	289.51	623.38
MATH	2006-07	977.00	9,442.00	7,572.00	17,014.00	5.58	30.51	27.63	29.07	175.00	309.44	274.05	585.24
MATH	2007-08	1,008.00	9,941.00	7,464.00	17,405.00	6.50	30.44	24.91	27.67	155.14	326.61	299.61	628.92
MATH	2008-09	932.00	9,719.00	7,852.00	17,571.00	5.07	29.63	25.57	27.60	183.65	328.00	307.07	636.62
<u>Physical Sciences</u>													
ASTR	2004-05	0.00	300.00	316.00	616.00	0.00	0.60	0.60	0.60		500.00	526.67	1,026.67
ASTR	2005-06	39.00	224.00	308.00	532.00	0.32	0.67	0.78	0.72	121.88	336.00	397.42	738.03
ASTR	2006-07	0.00	176.00	204.00	380.00	0.00	0.67	0.56	0.61		264.00	367.20	621.82
ASTR	2007-08	0.00	168.00	188.00	356.00	0.00	0.56	0.50	0.53		302.40	376.00	674.53
ASTR	2008-09	45.00	180.00	220.00	400.00	0.32	0.56	0.63	0.59	141.96	324.00	352.00	677.65
CHEM	2004-05	778.00	4,870.00	3,982.00	8,852.00	2.48	13.03	13.07	13.05	313.14	373.75	304.74	678.39
CHEM	2005-06	925.00	5,441.00	4,488.00	9,929.00	3.12	13.69	13.81	13.75	296.47	397.40	324.98	722.07
CHEM	2006-07	970.00	5,587.00	4,722.00	10,309.00	4.04	13.31	12.70	13.00	239.92	419.77	371.81	792.71
CHEM	2007-08	981.00	5,647.00	4,728.00	10,375.00	4.24	13.39	14.47	13.93	231.37	421.61	326.81	744.77
CHEM	2008-09	896.00	5,876.00	4,912.00	10,788.00	3.89	14.81	15.20	15.00	230.51	396.88	323.09	718.99
GEOL	2004-05	12.00	345.00	84.00	429.00	0.17	1.00	0.33	0.67	70.00	345.00	252.00	643.50
GEOL	2005-06	0.00	368.00	78.00	446.00	0.00	1.00	0.33	0.67		368.00	234.00	669.00
GEOL	2006-07	47.00	365.00	72.00	437.00	0.20	1.00	0.33	0.67	235.00	365.00	216.00	655.50

FERRIS STATE UNIVERSITY

Student Credit Hours (SCH), Full Time Equated Faculty (FTEF) and SCH/FTEF Aggregated by Course Prefix within College and Department

Prefix	Year	<u>Student Credit Hours</u>				<u>Full Time Equated Faculty</u>				<u>SCH/FTEF</u>			
		Summer	Fall	Winter	F + W (a)	Summer	Fall	Winter	Avg F + W (b)	Summer	Fall	Winter	F + W (a / b)
<u>College of Arts and Sciences</u>													
<u>Physical Sciences</u>													
GEOL	2007-08	84.00	363.00	69.00	432.00	0.40	1.00	0.33	0.67	210.00	363.00	207.00	648.00
GEOL	2008-09	24.00	357.00	81.00	438.00	0.11	1.25	0.25	0.75	224.00	285.60	324.00	584.00
INBI	2006-07	0.00	44.00	0.00	44.00	0.00	0.50	0.00	0.25		88.00		176.00
INPS	2006-07	0.00	0.00	24.00	24.00	0.00	0.00	0.30	0.15			80.00	160.00
INPS	2007-08	0.00	18.00	54.00	72.00	0.00	0.27	0.30	0.29		66.00	180.00	251.43
INPS	2008-09	0.00	0.00	66.00	66.00	0.00	0.00	0.32	0.16			208.20	416.40
PHSC	2004-05	76.00	184.00	288.00	472.00	0.23	0.67	0.67	0.67	332.50	276.00	432.00	708.00
PHSC	2005-06	92.00	200.00	292.00	492.00	0.40	0.60	0.67	0.63	230.00	333.33	438.00	776.84
PHSC	2006-07	68.00	292.00	284.00	576.00	0.20	0.67	0.67	0.67	340.00	438.00	426.00	864.00
PHSC	2007-08	80.00	244.00	264.00	508.00	0.40	0.65	0.67	0.66	200.00	377.44	396.00	773.72
PHSC	2008-09	76.00	224.00	252.00	476.00	0.14	0.82	1.00	0.91	532.00	273.17	252.00	523.08
PHYS	2004-05	65.00	1,563.00	1,721.00	3,284.00	0.33	4.57	4.80	4.68	196.97	342.14	358.54	701.09
PHYS	2005-06	96.00	1,536.00	1,851.00	3,387.00	0.44	4.40	5.04	4.72	218.18	348.96	367.63	717.84
PHYS	2006-07	137.00	1,737.00	1,706.00	3,443.00	1.09	4.52	4.72	4.62	125.48	383.97	361.34	744.82
PHYS	2007-08	150.00	1,735.00	1,840.00	3,575.00	1.19	5.16	5.57	5.37	126.48	336.14	330.26	666.17
PHYS	2008-09	255.00	1,967.00	1,917.00	3,884.00	2.27	5.26	5.38	5.32	112.19	373.94	356.65	730.40
<u>Social Sciences</u>													
ANTH	2004-05	0.00	388.00	351.00	739.00	0.00	1.00	1.00	1.00		388.00	351.00	739.00
ANTH	2005-06	6.00	507.00	424.00	931.00	0.00	1.00	1.25	1.13		507.00	339.20	827.56
GEOG	2004-05	153.00	1,245.00	1,443.00	2,688.00	0.50	3.50	4.06	3.78	306.00	355.71	355.20	710.88
GEOG	2005-06	228.00	1,089.00	1,521.00	2,610.00	1.00	3.00	4.50	3.75	228.00	363.00	338.00	696.00
GEOG	2006-07	315.00	0.00	0.00	0.00	0.25	0.00	0.00	0.00	1,260.00			
PLSC	2004-05	648.00	937.00	1,275.00	2,212.00	2.00	3.18	3.75	3.46	324.00	294.65	340.00	638.38

FERRIS STATE UNIVERSITY

Student Credit Hours (SCH), Full Time Equated Faculty (FTEF) and SCH/FTEF Aggregated by Course Prefix within College and Department

Prefix	Year	<u>Student Credit Hours</u>				<u>Full Time Equated Faculty</u>				<u>SCH/FTEF</u>			
		Summer	Fall	Winter	F + W (a)	Summer	Fall	Winter	Avg F + W (b)	Summer	Fall	Winter	F + W (a / b)
<u>College of Arts and Sciences</u>													
<u>Social Sciences</u>													
PLSC	2005-06	638.00	1,086.00	1,273.00	2,359.00	2.53	2.64	3.42	3.03	252.54	411.88	372.22	778.98
PLSC	2006-07	466.00	0.00	0.00	0.00	1.78	0.00	0.00	0.00	261.11			
PSYC	2004-05	405.00	3,579.00	3,516.00	7,095.00	1.75	9.16	8.41	8.79	231.43	390.72	418.07	807.63
PSYC	2005-06	329.00	3,456.00	3,474.00	6,930.00	1.33	9.08	8.99	9.03	247.37	380.62	386.43	767.02
PSYC	2006-07	261.00	0.00	0.00	0.00	1.25	0.00	0.00	0.00	208.80			
SCWK	2004-05	425.00	781.00	1,006.00	1,787.00	4.92	5.76	6.82	6.29	86.37	135.63	147.51	284.14
SCWK	2005-06	408.00	765.00	1,060.00	1,825.00	2.31	6.01	6.38	6.19	176.62	127.29	166.19	294.64
SCWK	2006-07	309.00	0.00	0.00	0.00	1.91	0.00	0.00	0.00	161.53			
SOCY	2004-05	351.00	2,706.00	2,772.00	5,478.00	2.45	7.67	7.00	7.34	143.00	352.73	396.00	746.75
SOCY	2005-06	273.00	2,745.00	2,736.00	5,481.00	1.25	7.50	6.57	7.03	218.40	366.00	416.55	779.21
SOCY	2006-07	222.00	0.00	0.00	0.00	1.09	0.00	0.00	0.00	204.23			
SSCI	2004-05	54.00	306.00	454.00	760.00	0.57	1.10	1.10	1.10	95.04	277.72	412.73	690.34
SSCI	2005-06	36.00	238.00	531.00	769.00	0.47	1.17	1.58	1.37	76.00	204.00	336.90	560.74
SSCI	2006-07	30.00	0.00	0.00	0.00	0.55	0.00	0.00	0.00	54.35			
<u>Social Sciences Dept</u>													
ANHH	2007-08	0.00	54.00	60.00	114.00	0.00	0.25	0.25	0.25		216.00	240.00	456.00
ANHH	2008-09	0.00	51.00	48.00	99.00	0.00	0.20	0.33	0.27		255.00	144.00	371.25
ANTH	2006-07	0.00	552.00	363.00	915.00	0.00	1.25	1.25	1.25		441.60	290.40	732.00
ANTH	2007-08	0.00	444.00	423.00	867.00	0.00	1.25	1.00	1.13		355.20	423.00	770.67
ANTH	2008-09	0.00	489.00	366.00	855.00	0.00	1.05	0.92	0.98		465.71	399.27	869.49
GEOG	2006-07	0.00	1,194.00	1,556.00	2,750.00	0.00	3.50	4.50	4.00		341.14	345.78	687.50
GEOG	2007-08	408.00	1,292.00	1,613.00	2,905.00	1.50	3.50	4.50	4.00	272.00	369.14	358.44	726.25
GEOG	2008-09	438.00	1,252.00	1,478.00	2,730.00	1.00	3.25	4.33	3.79	438.00	385.23	341.10	720.03

FERRIS STATE UNIVERSITY

Student Credit Hours (SCH), Full Time Equated Faculty (FTEF) and SCH/FTEF Aggregated by Course Prefix within College and Department

Prefix	Year	<u>Student Credit Hours</u>				<u>Full Time Equated Faculty</u>				<u>SCH/FTEF</u>			
		Summer	Fall	Winter	F + W (a)	Summer	Fall	Winter	Avg F + W (b)	Summer	Fall	Winter	F + W (a / b)
<u>College of Arts and Sciences</u>													
<u>Social Sciences Dept</u>													
PLSC	2006-07	0.00	871.00	961.00	1,832.00	0.00	2.39	2.59	2.49		364.44	371.04	735.74
PLSC	2007-08	482.00	795.00	1,007.00	1,802.00	1.76	3.50	3.25	3.38	273.23	227.14	309.85	533.93
PLSC	2008-09	423.00	836.00	913.00	1,749.00	1.36	3.25	2.58	2.92	310.32	257.23	353.60	599.79
PSYC	2006-07	0.00	3,021.00	3,184.00	6,205.00	0.00	9.89	10.90	10.40		305.46	292.11	596.92
PSYC	2007-08	216.00	3,237.00	3,218.00	6,455.00	1.00	7.75	8.08	7.91	216.00	417.68	398.43	815.71
PSYC	2008-09	243.00	3,078.00	3,058.00	6,136.00	1.08	8.08	7.29	7.69	225.00	380.94	419.23	798.22
PSYH	2007-08	0.00	0.00	57.00	57.00	0.00	0.00	0.33	0.17			171.00	342.00
PSYH	2008-09	0.00	0.00	60.00	60.00	0.00	0.00	0.29	0.14			210.00	420.00
SCWK	2006-07	0.00	849.00	1,187.00	2,036.00	0.00	7.15	7.24	7.19		118.75	163.95	282.99
SCWK	2007-08	443.00	891.00	1,026.00	1,917.00	4.29	7.04	7.61	7.33	103.23	126.47	134.82	261.62
SCWK	2008-09	382.00	877.00	991.00	1,868.00	2.92	7.78	7.94	7.86	130.82	112.68	124.82	237.62
SOCH	2007-08	0.00	57.00	0.00	57.00	0.00	0.33	0.00	0.17		171.00		342.00
SOCH	2008-09	0.00	57.00	0.00	57.00	0.00	0.25	0.00	0.13		228.00		456.00
SOCY	2006-07	0.00	2,511.00	2,412.00	4,923.00	0.00	7.17	5.75	6.46		350.21	419.48	762.07
SOCY	2007-08	309.00	2,292.00	2,564.00	4,856.00	1.12	6.18	6.42	6.30	276.28	370.67	399.58	770.79
SOCY	2008-09	192.00	2,652.00	2,885.00	5,537.00	1.41	8.10	7.50	7.80	136.17	327.28	384.67	709.73
SSCI	2006-07	0.00	342.00	644.00	986.00	0.00	0.72	1.13	0.93		473.54	569.91	1,064.67
SSCI	2007-08	45.00	323.00	577.00	900.00	0.57	0.81	0.87	0.84	79.52	400.97	663.22	1,074.27
SSCI	2008-09	60.00	320.00	597.00	917.00	0.47	0.97	1.09	1.03	128.51	329.14	545.50	887.44

FERRIS STATE UNIVERSITY

Student Credit Hours (SCH), Full Time Equated Faculty (FTEF) and SCH/FTEF Aggregated by Course Prefix within College and Department

Prefix	Year	<u>Student Credit Hours</u>				<u>Full Time Equated Faculty</u>				<u>SCH/FTEF</u>			
		Summer	Fall	Winter	F + W (a)	Summer	Fall	Winter	Avg F + W (b)	Summer	Fall	Winter	F + W (a / b)
<u>College of Business</u>													
<u>Account, Finance, Info Systems</u>													
ACCT	2006-07	0.00	2,808.00	2,795.00	5,603.00	0.00	7.75	7.94	7.84		362.32	352.13	714.33
ACCT	2007-08	550.00	2,775.00	2,439.00	5,214.00	1.75	8.25	7.00	7.63	314.29	336.36	348.43	683.80
ACCT	2008-09	411.00	2,871.00	2,652.00	5,523.00	1.13	8.50	7.50	8.00	365.33	337.76	353.60	690.38
FINC	2006-07	0.00	981.00	1,083.00	2,064.00	0.00	3.38	3.31	3.34		290.67	326.94	617.27
FINC	2007-08	310.00	1,098.00	1,164.00	2,262.00	1.00	3.38	3.25	3.31	310.00	325.33	358.15	682.87
FINC	2008-09	261.00	1,107.00	1,017.00	2,124.00	1.25	3.25	2.94	3.09	208.80	340.62	346.21	686.55
HSCJ	2006-07	0.00	150.00	159.00	309.00	0.00	0.50	0.67	0.58		300.00	238.50	529.71
HSCJ	2007-08	0.00	183.00	261.00	444.00	0.00	0.75	1.00	0.88		244.00	261.00	507.43
HSCJ	2008-09	90.00	309.00	423.00	732.00	0.58	1.00	2.00	1.50	155.17	309.00	211.50	488.00
ISIN	2007-08	0.00	36.00	0.00	36.00	0.00	0.25	0.00	0.13		144.00		288.00
ISIN	2008-09	57.00	168.00	39.00	207.00	0.52	0.50	0.17	0.34	108.74	336.00	229.41	617.91
ISYS	2006-07	0.00	3,051.00	2,979.00	6,030.00	0.00	12.50	10.50	11.50		244.08	283.71	524.35
ISYS	2007-08	754.00	3,171.00	2,961.00	6,132.00	3.25	11.83	10.50	11.17	232.00	267.97	282.00	549.13
ISYS	2008-09	648.00	3,207.00	2,871.00	6,078.00	3.50	10.50	10.94	10.72	185.28	305.43	262.49	567.04
MISM	2006-07	0.00	171.00	342.00	513.00	0.00	0.85	1.87	1.36		201.18	182.56	376.74
MISM	2007-08	207.00	363.00	435.00	798.00	2.00	2.42	2.58	2.50	103.50	150.21	168.60	319.41
MISM	2008-09	189.00	447.00	375.00	822.00	1.59	2.42	2.17	2.29	119.18	184.71	172.81	358.17
<u>Accountancy, Finance, Econ. & Statistics</u>													
ACCT	2004-05	285.00	2,466.00	2,290.00	4,756.00	1.50	8.50	7.42	7.96	190.00	290.12	308.76	597.61
ACCT	2005-06	387.00	2,799.00	0.00	2,799.00	1.25	8.58	0.00	4.29	309.60	326.10		652.19
ECON	2004-05	603.00	1,905.00	1,944.00	3,849.00	2.00	4.25	4.50	4.38	301.50	448.24	432.00	879.77
ECON	2005-06	534.00	1,917.00	0.00	1,917.00	2.00	4.50	0.00	2.25	267.00	426.00		852.00

FERRIS STATE UNIVERSITY

Student Credit Hours (SCH), Full Time Equated Faculty (FTEF) and SCH/FTEF Aggregated by Course Prefix within College and Department

Prefix	Year	<u>Student Credit Hours</u>				<u>Full Time Equated Faculty</u>				<u>SCH/FTEF</u>			
		Summer	Fall	Winter	F + W (a)	Summer	Fall	Winter	Avg F + W (b)	Summer	Fall	Winter	F + W (a / b)
<u>College of Business</u>													
<u>Accountancy, Finance, Econ. & Statistics</u>													
FINC	2004-05	264.00	957.00	825.00	1,782.00	1.17	4.75	3.00	3.88	226.29	201.47	275.00	459.87
FINC	2005-06	225.00	924.00	0.00	924.00	1.00	4.33	0.00	2.17	225.00	213.23		426.46
STQM	2004-05	102.00	753.00	741.00	1,494.00	0.50	3.00	3.00	3.00	204.00	251.00	247.00	498.00
STQM	2005-06	105.00	768.00	0.00	768.00	0.50	2.50	0.00	1.25	210.00	307.20		614.40
<u>Coll of Business Graduate Prog</u>													
MISM	2006-07	0.00	24.00	0.00	24.00	0.00	0.25	0.00	0.13		96.00		192.00
MMBA	2006-07	0.00	528.00	0.00	528.00	0.00	2.83	0.00	1.42		186.57		373.14
<u>College of Business Graduate Programs</u>													
HSCJ	2005-06	0.00	0.00	123.00	123.00	0.00	0.00	0.67	0.33			184.50	369.00
MISM	2004-05	102.00	411.00	351.00	762.00	1.08	3.25	2.58	2.92	94.15	126.46	135.87	261.26
MISM	2005-06	81.00	294.00	243.00	537.00	0.33	2.30	1.92	2.11	245.88	127.83	126.78	254.70
MISM	2006-07	120.00	0.00	0.00	0.00	0.87	0.00	0.00	0.00	137.93			
MMBA	2004-05	312.00	450.00	438.00	888.00	1.66	3.24	3.44	3.34	188.33	138.77	127.36	265.80
MMBA	2005-06	300.00	432.00	351.00	783.00	1.49	3.33	2.41	2.87	201.91	129.73	145.44	272.66
MMBA	2006-07	399.00	0.00	0.00	0.00	2.47	0.00	0.00	0.00	161.87			
MTED	2004-05	114.00	0.00	0.00	0.00	1.25	0.00	0.00	0.00	91.20			
MTED	2005-06	15.00	0.00	0.00	0.00	0.17	0.00	0.00	0.00	89.55			
<u>Computer Information Systems Dept</u>													
ACCT	2005-06	0.00	0.00	2,604.00	2,604.00	0.00	0.00	7.50	3.75			347.20	694.40
ACCT	2006-07	355.00	0.00	0.00	0.00	1.25	0.00	0.00	0.00	284.00			

FERRIS STATE UNIVERSITY

Student Credit Hours (SCH), Full Time Equated Faculty (FTEF) and SCH/FTEF Aggregated by Course Prefix within College and Department

Prefix	Year	<u>Student Credit Hours</u>				<u>Full Time Equated Faculty</u>				<u>SCH/FTEF</u>			
		Summer	Fall	Winter	F + W (a)	Summer	Fall	Winter	Avg F + W (b)	Summer	Fall	Winter	F + W (a / b)
<u>College of Business</u>													
<u>Computer Information Systems Dept</u>													
FINC	2005-06	0.00	0.00	972.00	972.00	0.00	0.00	4.00	2.00			243.00	486.00
FINC	2006-07	183.00	0.00	0.00	0.00	0.50	0.00	0.00	0.00	366.00			
ISYS	2004-05	615.00	3,294.00	3,180.00	6,474.00	2.50	14.01	13.00	13.50	246.00	235.12	244.62	479.38
ISYS	2005-06	813.00	2,988.00	2,961.00	5,949.00	3.34	12.25	12.33	12.29	243.78	243.92	240.08	483.99
ISYS	2006-07	635.00	0.00	0.00	0.00	3.00	0.00	0.00	0.00	211.67			
<u>Management</u>													
BLAW	2004-05	189.00	984.00	1,127.00	2,111.00	1.50	2.87	3.30	3.08	126.00	342.75	341.84	684.53
BLAW	2005-06	105.00	1,032.00	1,183.00	2,215.00	0.27	3.19	3.14	3.16	385.00	323.28	377.30	700.09
BLAW	2006-07	135.00	1,116.00	1,017.00	2,133.00	0.75	3.87	2.95	3.41	180.00	288.31	344.59	625.31
BLAW	2007-08	123.00	979.00	1,220.00	2,199.00	0.75	3.19	3.26	3.23	164.00	306.67	373.81	681.23
BLAW	2008-09	159.00	924.00	1,106.00	2,030.00	0.75	2.69	3.35	3.02	212.00	343.20	330.45	672.26
BUSN	2004-05	117.00	750.00	1,104.00	1,854.00	0.50	2.50	3.25	2.88	234.00	300.00	339.69	644.87
BUSN	2005-06	138.00	858.00	1,074.00	1,932.00	0.38	3.00	3.36	3.18	368.00	286.00	319.91	607.82
BUSN	2006-07	108.00	717.00	1,047.00	1,764.00	0.50	2.85	3.36	3.10	216.00	251.58	311.87	568.38
BUSN	2007-08	186.00	1,029.00	1,047.00	2,076.00	0.71	2.99	3.58	3.29	260.14	344.44	292.19	631.88
BUSN	2008-09	186.00	771.00	1,059.00	1,830.00	0.84	3.50	4.00	3.75	220.12	220.29	264.75	488.00
ECON	2005-06	0.00	0.00	1,935.00	1,935.00	0.00	0.00	4.50	2.25			430.00	860.00
ECON	2006-07	660.00	1,833.00	2,121.00	3,954.00	2.25	4.25	5.25	4.75	293.33	431.29	404.00	832.42
ECON	2007-08	699.00	2,010.00	2,274.00	4,284.00	2.75	4.50	5.75	5.13	254.18	446.67	395.48	835.90
ECON	2008-09	681.00	2,220.00	2,247.00	4,467.00	3.00	4.75	4.92	4.84	227.00	467.37	456.71	923.89
HOMT	2004-05	140.00	106.00	464.00	570.00	0.26	0.49	1.50	0.99	545.07	217.53	309.89	574.43
HOMT	2005-06	158.00	156.00	476.00	632.00	0.50	0.49	2.17	1.33	314.75	316.27	219.08	474.12
HOMT	2006-07	156.00	110.00	0.00	110.00	0.87	0.25	0.00	0.13	179.63	440.00		880.00

FERRIS STATE UNIVERSITY

Student Credit Hours (SCH), Full Time Equated Faculty (FTEF) and SCH/FTEF Aggregated by Course Prefix within College and Department

Prefix	Year	<u>Student Credit Hours</u>				<u>Full Time Equated Faculty</u>				<u>SCH/FTEF</u>			
		Summer	Fall	Winter	F + W (a)	Summer	Fall	Winter	Avg F + W (b)	Summer	Fall	Winter	F + W (a / b)
<u>College of Business</u>													
<u>Management</u>													
INTB	2004-05	24.00	303.00	351.00	654.00	0.25	1.51	1.08	1.30	96.00	200.66	324.00	504.37
INTB	2005-06	27.00	363.00	264.00	627.00	0.25	1.50	0.89	1.20	108.00	242.00	295.68	524.06
INTB	2006-07	42.00	363.00	468.00	831.00	0.25	1.50	1.64	1.57	168.00	242.00	284.87	528.82
INTB	2007-08	60.00	330.00	465.00	795.00	0.25	1.20	1.67	1.43	240.00	275.00	279.00	554.65
INTB	2008-09	81.00	603.00	429.00	1,032.00	0.62	2.25	2.00	2.13	130.12	268.00	214.50	485.65
LLAW	2004-05	0.00	313.00	313.00	626.00	0.00	1.13	1.18	1.16		277.21	264.85	541.77
LLAW	2005-06	0.00	331.00	306.00	637.00	0.00	1.06	1.18	1.12		312.95	258.92	568.87
LLAW	2006-07	0.00	278.00	275.00	553.00	0.00	1.13	1.28	1.20		246.21	215.52	459.86
LLAW	2007-08	0.00	245.00	245.00	490.00	0.00	1.06	1.30	1.18		231.64	187.94	415.02
LLAW	2008-09	0.00	226.00	230.00	456.00	0.00	1.06	1.22	1.14		213.67	188.48	400.36
MGMT	2004-05	594.00	2,832.00	3,288.00	6,120.00	2.00	8.51	10.25	9.38	297.00	332.82	320.78	652.49
MGMT	2005-06	672.00	2,994.00	3,573.00	6,567.00	1.63	9.25	10.25	9.75	413.54	323.68	348.59	673.54
MGMT	2006-07	768.00	3,369.00	3,561.00	6,930.00	3.25	9.75	8.75	9.25	236.31	345.54	406.97	749.19
MGMT	2007-08	1,026.00	3,493.00	3,846.00	7,339.00	3.54	9.13	10.08	9.60	289.83	382.79	381.42	764.15
MGMT	2008-09	837.00	3,405.00	3,790.00	7,195.00	4.04	10.75	10.33	10.54	207.35	316.74	366.77	682.53
MMBA	2006-07	0.00	0.00	531.00	531.00	0.00	0.00	3.51	1.76			151.28	302.56
MMBA	2007-08	384.00	711.00	702.00	1,413.00	2.60	4.08	4.02	4.05	147.98	174.26	174.53	348.79
MMBA	2008-09	504.00	693.00	645.00	1,338.00	3.22	3.91	4.25	4.08	156.36	177.24	151.88	328.08
REAL	2004-05	0.00	51.00	135.00	186.00	0.00	0.25	0.75	0.50		204.00	180.34	372.53
REAL	2005-06	0.00	75.00	133.00	208.00	0.00	0.25	0.50	0.38		300.00	266.00	554.67
REAL	2006-07	0.00	39.00	108.00	147.00	0.00	0.50	0.50	0.50		78.00	216.00	294.00
REAL	2007-08	0.00	42.00	108.00	150.00	0.00	0.25	0.50	0.38		168.00	216.00	400.00
REAL	2008-09	0.00	0.00	63.00	63.00	0.00	0.00	0.38	0.19			168.00	336.00
RFIM	2004-05	153.00	451.00	364.00	815.00	0.49	2.01	1.28	1.64	310.25	224.08	285.40	495.72
RFIM	2005-06	138.00	562.00	309.00	871.00	0.50	2.59	1.10	1.84	277.10	217.26	280.91	472.50

FERRIS STATE UNIVERSITY

Student Credit Hours (SCH), Full Time Equated Faculty (FTEF) and SCH/FTEF Aggregated by Course Prefix within College and Department

Prefix	Year	<u>Student Credit Hours</u>				<u>Full Time Equated Faculty</u>				<u>SCH/FTEF</u>			
		Summer	Fall	Winter	F + W (a)	Summer	Fall	Winter	Avg F + W (b)	Summer	Fall	Winter	F + W (a / b)
<u>College of Business</u>													
<u>Management</u>													
RFIM	2006-07	79.00	642.00	0.00	642.00	0.38	3.25	0.00	1.63	207.04	197.54		395.08
<u>Marketing</u>													
ADVG	2004-05	117.00	751.00	742.00	1,493.00	0.42	2.50	2.55	2.52	280.80	300.40	291.25	591.57
ADVG	2005-06	84.00	633.00	798.00	1,431.00	0.50	2.50	2.63	2.56	168.00	253.20	304.00	558.44
ADVG	2006-07	133.00	600.00	651.00	1,251.00	0.75	2.25	2.33	2.29	177.33	266.67	279.00	545.89
ADVG	2007-08	102.00	537.00	582.00	1,119.00	0.50	1.75	2.00	1.88	204.00	306.86	291.00	596.80
ADVG	2008-09	117.00	594.00	699.00	1,293.00	0.50	2.00	2.00	2.00	234.00	297.00	349.50	646.50
ECOM	2004-05	126.00	0.00	129.00	129.00	0.50	0.00	0.50	0.25	252.00		258.00	516.00
ECOM	2005-06	114.00	0.00	54.00	54.00	0.50	0.00	0.25	0.13	228.00		216.00	432.00
ECOM	2006-07	114.00	0.00	114.00	114.00	0.50	0.00	0.67	0.33	228.00		171.00	342.00
ECOM	2007-08	111.00	0.00	87.00	87.00	0.50	0.00	0.50	0.25	222.00		174.00	348.00
ECOM	2008-09	117.00	0.00	60.00	60.00	0.50	0.00	0.25	0.13	234.00		240.00	480.00
GRDE	2006-07	0.00	1,278.00	1,059.00	2,337.00	0.00	6.51	6.00	6.25		196.31	176.50	373.62
GRDE	2007-08	0.00	1,422.00	1,308.00	2,730.00	0.00	7.20	7.00	7.10		197.50	186.86	384.51
GRDE	2008-09	0.00	1,827.00	1,527.00	3,354.00	0.00	8.22	7.20	7.71		222.26	212.08	435.02
MIMG	2004-05	42.00	138.00	10.00	148.00	0.78	0.88	0.50	0.69	53.85	157.71	20.00	215.27
MIMG	2005-06	40.00	146.00	6.00	152.00	0.42	0.75	0.44	0.60	94.59	194.67	13.50	254.51
MIMG	2006-07	30.00	155.00	0.00	155.00	0.63	0.75	0.00	0.38	47.62	206.67		413.33
MKTG	2004-05	523.00	2,163.00	2,042.00	4,205.00	2.43	6.92	6.15	6.54	214.93	312.72	331.78	643.39
MKTG	2005-06	604.00	2,235.00	2,070.00	4,305.00	2.50	7.25	6.63	6.94	241.60	308.28	312.45	620.54
MKTG	2006-07	628.00	2,316.00	2,205.00	4,521.00	2.00	7.65	7.00	7.33	314.00	302.75	315.00	617.20
MKTG	2007-08	783.00	2,508.00	2,127.00	4,635.00	3.50	7.81	6.92	7.36	223.71	321.02	307.52	629.36
MKTG	2008-09	783.00	2,163.00	2,244.00	4,407.00	3.50	8.00	8.00	8.00	223.71	270.38	280.50	550.88

FERRIS STATE UNIVERSITY

Student Credit Hours (SCH), Full Time Equated Faculty (FTEF) and SCH/FTEF Aggregated by Course Prefix within College and Department

Prefix	Year	<u>Student Credit Hours</u>				<u>Full Time Equated Faculty</u>				<u>SCH/FTEF</u>			
		Summer	Fall	Winter	F + W (a)	Summer	Fall	Winter	Avg F + W (b)	Summer	Fall	Winter	F + W (a / b)
<u>College of Business</u>													
<u>Marketing</u>													
PGMG	2004-05	350.00	296.00	178.00	474.00	1.17	0.88	0.93	0.90	299.15	336.36	191.89	524.45
PGMG	2005-06	338.00	289.00	149.00	438.00	1.33	0.94	0.94	0.94	254.14	307.45	158.51	465.96
PGMG	2006-07	336.00	0.00	0.00	0.00	1.21	0.00	0.00	0.00	277.69			
PREL	2004-05	33.00	300.00	293.00	593.00	0.00	1.25	1.46	1.36		240.00	200.10	436.95
PREL	2005-06	27.00	298.00	276.00	574.00	0.25	1.00	1.25	1.13	108.00	298.00	220.80	510.22
PREL	2006-07	15.00	326.00	342.00	668.00	0.00	1.25	1.25	1.25		260.80	273.60	534.40
PREL	2007-08	39.00	340.00	300.00	640.00	0.00	1.25	1.50	1.38		272.00	200.00	465.45
PREL	2008-09	81.00	350.00	349.00	699.00	0.25	1.25	1.50	1.38	324.00	280.00	232.67	508.36
PTMG	2004-05	50.00	122.00	64.00	186.00	0.50	0.67	0.67	0.67	100.00	182.09	95.52	277.61
PTMG	2005-06	52.00	145.00	62.00	207.00	0.67	0.67	0.67	0.67	77.61	216.42	92.54	308.96
PTMG	2006-07	46.00	95.00	0.00	95.00	0.33	0.33	0.00	0.17	139.39	287.88		575.76
RETG	2004-05	180.00	207.00	297.00	504.00	0.65	0.75	0.64	0.70	276.92	276.00	462.00	723.69
RETG	2005-06	99.00	303.00	462.00	765.00	0.50	1.25	0.63	0.94	198.00	242.40	739.20	816.00
RETG	2006-07	150.00	240.00	441.00	681.00	0.50	1.00	1.00	1.00	300.00	240.00	441.00	681.00
RETG	2007-08	0.00	282.00	432.00	714.00	0.00	1.00	1.08	1.04		282.00	398.77	685.44
RETG	2008-09	75.00	216.00	360.00	576.00	0.25	1.00	1.25	1.13	300.00	216.00	288.00	512.00
STQM	2005-06	0.00	0.00	849.00	849.00	0.00	0.00	2.88	1.44			295.30	590.61
STQM	2006-07	120.00	795.00	864.00	1,659.00	0.75	3.00	3.75	3.38	160.00	265.00	230.40	491.56
STQM	2007-08	135.00	816.00	717.00	1,533.00	0.75	2.83	2.33	2.58	180.00	288.00	307.29	593.42
STQM	2008-09	138.00	738.00	804.00	1,542.00	0.75	2.83	2.95	2.89	184.00	260.78	272.54	533.56
VISD	2004-05	0.00	1,251.00	1,074.00	2,325.00	0.00	6.75	6.14	6.45		185.33	174.84	360.66
VISD	2005-06	39.00	1,482.00	1,125.00	2,607.00	0.27	7.25	6.50	6.87	143.00	204.41	173.08	379.20
VISD	2006-07	3.00	0.00	0.00	0.00	0.00	0.00	0.00	0.00				

FERRIS STATE UNIVERSITY

Student Credit Hours (SCH), Full Time Equated Faculty (FTEF) and SCH/FTEF Aggregated by Course Prefix within College and Department

Prefix	Year	<u>Student Credit Hours</u>				<u>Full Time Equated Faculty</u>				<u>SCH/FTEF</u>			
		Summer	Fall	Winter	F + W (a)	Summer	Fall	Winter	Avg F + W (b)	Summer	Fall	Winter	F + W (a / b)
<u>College of Business</u>													
<u>Sports, Entertain, Hospt. Mgmt</u>													
HOMT	2006-07	0.00	0.00	551.00	551.00	0.00	0.00	2.44	1.22			226.14	452.28
HOMT	2007-08	157.00	231.00	611.00	842.00	1.26	1.20	2.45	1.82	124.32	193.18	249.53	462.08
HOMT	2008-09	164.00	239.00	596.00	835.00	2.25	0.99	2.42	1.71	72.89	240.34	246.61	489.56
MIMG	2006-07	0.00	0.00	80.00	80.00	0.00	0.00	0.63	0.31			128.00	256.00
MIMG	2007-08	58.00	135.00	79.00	214.00	0.92	0.73	0.70	0.71	63.04	185.63	112.86	299.87
MIMG	2008-09	84.00	177.00	105.00	282.00	1.38	0.73	0.70	0.71	61.09	243.38	150.00	395.16
PGMG	2006-07	0.00	282.00	150.00	432.00	0.00	1.00	1.00	1.00		282.00	150.00	432.00
PGMG	2007-08	312.00	269.00	167.00	436.00	0.33	0.88	0.00	0.44	945.45	305.68		990.91
PGMG	2008-09	286.00	251.00	266.00	517.00	2.21	0.00	0.37	0.18	129.71		726.78	2,825.14
PTMG	2006-07	0.00	0.00	54.00	54.00	0.00	0.00	0.33	0.17			163.64	327.27
PTMG	2007-08	40.00	114.00	40.00	154.00	0.33	0.33	0.33	0.33	121.21	345.45	121.21	466.67
PTMG	2008-09	36.00	135.00	66.00	201.00	0.75	0.42	0.00	0.21	48.00	324.52		966.35
RFIM	2006-07	0.00	0.00	388.00	388.00	0.00	0.00	1.34	0.67			290.37	580.75
RFIM	2007-08	57.00	753.00	467.00	1,220.00	0.49	2.88	1.82	2.35	117.00	261.07	256.02	518.23
RFIM	2008-09	63.00	914.00	426.00	1,340.00	0.25	3.59	1.86	2.72	252.00	254.91	229.53	492.51

FERRIS STATE UNIVERSITY

Student Credit Hours (SCH), Full Time Equated Faculty (FTEF) and SCH/FTEF Aggregated by Course Prefix within College and Department

Prefix	Year	<u>Student Credit Hours</u>				<u>Full Time Equated Faculty</u>				<u>SCH/FTEF</u>			
		Summer	Fall	Winter	F + W (a)	Summer	Fall	Winter	Avg F + W (b)	Summer	Fall	Winter	F + W (a / b)
<u>College of Education & Human Serv</u>													
<u>Criminal Justice</u>													
CRIM	2004-05	1,642.00	3,301.00	3,819.00	7,120.00	6.81	14.10	16.20	15.15	241.07	234.18	235.71	470.00
CRIM	2005-06	1,333.00	4,291.00	4,434.00	8,725.00	7.18	18.29	20.68	19.49	185.61	234.54	214.36	447.67
CRIM	2006-07	1,501.00	0.00	0.00	0.00	9.48	0.00	0.00	0.00	158.33			
MSCI	2004-05	0.00	24.00	33.00	57.00	0.00	0.00	0.00	0.00				
MSCI	2005-06	0.00	59.00	62.00	121.00	0.00	0.00	0.00	0.00				
<u>Leisure Studies and Wellness</u>													
HLTH	2004-05	38.00	414.00	193.00	607.00	0.17	1.33	0.81	1.07	223.53	310.50	237.05	565.30
PHED	2004-05	58.00	358.00	419.00	777.00	0.40	1.24	1.28	1.26	143.52	287.81	328.08	616.42
RMLS	2004-05	79.00	716.00	464.00	1,180.00	0.60	3.11	2.56	2.83	132.58	230.39	181.34	416.49
<u>Recreation Leisure Services & Wellness</u>													
RMLS	2005-06	223.00	1,294.00	1,147.00	2,441.00	1.70	4.56	5.35	4.96	131.51	283.63	214.21	492.30
RMLS	2006-07	229.00	0.00	0.00	0.00	1.42	0.00	0.00	0.00	160.89			
<u>School of Education</u>													
ECTE	2004-05	237.00	104.00	245.00	349.00	2.72	0.54	2.03	1.29	87.13	191.41	120.55	271.00
ECTE	2005-06	237.00	260.00	319.00	579.00	1.56	1.47	2.32	1.90	151.69	176.40	137.58	305.34
ECTE	2006-07	229.00	0.00	0.00	0.00	1.62	0.00	0.00	0.00	141.60			
EDCD	2004-05	113.00	414.00	371.00	785.00	1.02	2.00	1.84	1.92	110.78	206.54	201.63	408.38
EDCD	2005-06	33.00	375.00	244.00	619.00	0.35	1.75	1.42	1.59	94.29	214.29	171.83	390.54
EDCD	2006-07	206.00	0.00	0.00	0.00	0.98	0.00	0.00	0.00	209.25			
EDGP	2006-07	15.00	0.00	0.00	0.00	0.43	0.00	0.00	0.00	34.51			

FERRIS STATE UNIVERSITY

Student Credit Hours (SCH), Full Time Equated Faculty (FTEF) and SCH/FTEF Aggregated by Course Prefix within College and Department

Prefix	Year	<u>Student Credit Hours</u>				<u>Full Time Equated Faculty</u>				<u>SCH/FTEF</u>			
		Summer	Fall	Winter	F + W (a)	Summer	Fall	Winter	Avg F + W (b)	Summer	Fall	Winter	F + W (a / b)
<u>College of Education & Human Serv</u>													
<u>School of Education</u>													
EDLA	2004-05	252.00	343.00	548.00	891.00	0.97	1.44	2.01	1.72	261.05	239.01	272.23	516.81
EDLA	2005-06	291.00	720.00	688.00	1,408.00	1.69	2.02	2.71	2.37	172.69	355.82	253.78	594.78
EDLA	2006-07	273.00	0.00	0.00	0.00	1.42	0.00	0.00	0.00	192.71			
EDPE	2004-05	0.00	81.00	63.00	144.00	0.00	0.66	0.50	0.58		122.17	126.00	247.63
EDPE	2005-06	3.00	156.00	58.00	214.00	0.21	0.82	0.33	0.58	14.00	190.67	174.00	371.68
EDPE	2006-07	13.00	0.00	0.00	0.00	0.00	0.00	0.00	0.00				
EDPH	2004-05	78.00	0.00	18.00	18.00	0.76	0.00	0.25	0.13	102.63		72.00	144.00
EDPH	2005-06	79.00	21.00	3.00	24.00	0.76	0.25	0.00	0.13	103.95	84.00		192.00
EDPH	2006-07	73.00	0.00	0.00	0.00	0.75	0.00	0.00	0.00	97.33			
EDUC	2004-05	1,535.00	4,937.00	4,476.00	9,413.00	7.66	26.65	25.76	26.21	200.49	185.22	173.74	359.16
EDUC	2005-06	1,637.00	4,842.00	4,321.00	9,163.00	8.49	26.44	24.76	25.60	192.81	183.12	174.52	357.93
EDUC	2006-07	1,514.00	0.00	0.00	0.00	7.32	0.00	0.00	0.00	206.82			
ERLA	2004-05	0.00	0.00	75.00	75.00	0.00	0.00	0.33	0.17			227.27	454.55
ERLA	2005-06	78.00	45.00	42.00	87.00	0.25	0.25	0.23	0.24	312.00	180.00	186.20	365.88
ERLA	2006-07	63.00	0.00	0.00	0.00	0.58	0.00	0.00	0.00	108.00			
ESPN	2004-05	87.00	99.00	129.00	228.00	0.83	0.66	0.58	0.62	104.82	149.25	222.41	366.76
ESPN	2005-06	72.00	129.00	237.00	366.00	0.33	0.75	1.16	0.96	218.18	172.00	204.31	383.25
ESPN	2006-07	87.00	0.00	0.00	0.00	0.22	0.00	0.00	0.00	395.45			
<u>Television Production</u>													
TVPR	2004-05	244.00	822.00	766.00	1,588.00	1.83	5.24	5.25	5.25	133.33	156.87	145.90	302.76
TVPR	2005-06	258.00	1,016.00	890.00	1,906.00	0.85	6.45	6.01	6.23	303.53	157.59	148.09	306.01
TVPR	2006-07	258.00	0.00	0.00	0.00	1.93	0.00	0.00	0.00	133.68			

FERRIS STATE UNIVERSITY

Student Credit Hours (SCH), Full Time Equated Faculty (FTEF) and SCH/FTEF Aggregated by Course Prefix within College and Department

Prefix	Year	<u>Student Credit Hours</u>				<u>Full Time Equated Faculty</u>				<u>SCH/FTEF</u>			
		Summer	Fall	Winter	F + W (a)	Summer	Fall	Winter	Avg F + W (b)	Summer	Fall	Winter	F + W (a / b)
<u>College of Education-Human Ser</u>													
<u>Criminal Justice</u>													
CRIM	2006-07	0.00	5,053.00	4,981.00	10,034.00	0.00	21.89	24.25	23.07		230.78	205.39	434.88
CRIM	2007-08	1,715.00	5,245.00	5,324.00	10,569.00	12.69	26.41	27.63	27.02	135.17	198.61	192.69	391.17
CRIM	2008-09	1,791.00	5,782.00	5,797.00	11,579.00	11.32	27.29	26.93	27.11	158.22	211.84	215.28	427.10
MSCI	2006-07	0.00	86.00	56.00	142.00	0.00	0.00	0.00	0.00				
MSCI	2007-08	0.00	68.00	68.00	136.00	0.00	0.00	0.00	0.00				
MSCI	2008-09	0.00	114.00	109.00	223.00	0.00	0.00	0.59	0.30		184.46		754.77
<u>Recreation, Leisure Serv-Well</u>													
RMLS	2006-07	0.00	1,311.00	1,170.00	2,481.00	0.00	5.39	5.33	5.36		243.08	219.56	462.78
RMLS	2007-08	186.00	1,132.00	1,096.00	2,228.00	1.52	6.00	5.20	5.60	122.37	188.66	210.62	397.72
RMLS	2008-09	202.00	1,358.00	1,101.00	2,459.00	1.91	6.36	4.85	5.60	105.76	213.59	227.20	438.96
<u>School of Education Dept</u>													
ECTE	2006-07	0.00	212.00	320.00	532.00	0.00	1.01	1.14	1.07		209.70	281.82	495.70
ECTE	2007-08	124.00	289.00	144.00	433.00	0.71	1.78	1.00	1.39	173.70	162.66	143.53	311.52
ECTE	2008-09	210.00	143.00	181.00	324.00	0.21	1.75	1.36	1.55	989.90	81.71	133.20	208.44
EDCD	2006-07	0.00	373.00	418.00	791.00	0.00	2.58	2.62	2.60		144.57	159.80	304.48
EDCD	2007-08	122.00	475.00	468.00	943.00	1.20	2.93	3.43	3.18	102.04	161.93	136.44	296.39
EDCD	2008-09	165.00	421.00	470.00	891.00	2.22	3.49	4.34	3.92	74.32	120.63	108.20	227.47
EDGP	2006-07	0.00	27.00	14.00	41.00	0.00	0.45	0.37	0.41		60.15	38.19	100.55
EDGP	2007-08	63.00	54.00	46.00	100.00	0.92	0.47	0.51	0.49	68.21	114.95	89.48	203.28
EDGP	2008-09	122.00	79.00	72.00	151.00	0.70	0.70	0.53	0.62	174.68	113.39	134.94	245.47
EDLA	2006-07	0.00	608.00	615.00	1,223.00	0.00	2.65	3.18	2.91		229.43	193.67	419.88
EDLA	2007-08	303.00	460.00	332.00	792.00	1.08	2.92	2.34	2.63	279.69	157.71	141.98	301.43

FERRIS STATE UNIVERSITY

Student Credit Hours (SCH), Full Time Equated Faculty (FTEF) and SCH/FTEF Aggregated by Course Prefix within College and Department

Prefix	Year	<u>Student Credit Hours</u>				<u>Full Time Equated Faculty</u>				<u>SCH/FTEF</u>			
		Summer	Fall	Winter	F + W (a)	Summer	Fall	Winter	Avg F + W (b)	Summer	Fall	Winter	F + W (a / b)
<u>College of Education-Human Ser</u>													
<u>School of Education Dept</u>													
EDLA	2008-09	164.00	542.00	322.00	864.00	1.08	2.75	2.01	2.38	151.85	197.36	160.08	363.19
EDPE	2006-07	0.00	144.00	111.00	255.00	0.00	0.69	0.64	0.67		208.00	172.67	381.98
EDPE	2007-08	0.00	177.00	102.00	279.00	0.00	0.69	0.55	0.62		255.67	187.00	450.81
EDPE	2008-09	0.00	144.00	99.00	243.00	0.00	1.00	0.82	0.91		144.00	121.00	267.30
EDPH	2006-07	0.00	27.00	39.00	66.00	0.00	0.25	0.48	0.37		108.00	81.12	180.63
EDPH	2007-08	24.00	9.00	27.00	36.00	0.25	0.25	0.31	0.28	96.00	36.00	87.10	128.57
EDPH	2008-09	6.00	0.00	0.00	0.00	0.25	0.00	0.00	0.00	24.00			
EDUC	2006-07	0.00	4,428.00	3,941.00	8,369.00	0.00	20.31	20.39	20.35		217.99	193.24	411.17
EDUC	2007-08	1,235.00	3,464.00	3,208.00	6,672.00	6.11	19.13	20.54	19.83	202.01	181.12	156.21	336.44
EDUC	2008-09	1,008.00	2,975.00	2,778.00	5,753.00	2.47	16.43	20.52	18.48	408.19	181.11	135.35	311.39
ERLA	2006-07	0.00	27.00	132.00	159.00	0.00	0.20	0.50	0.35		135.00	264.00	454.29
ERLA	2007-08	39.00	39.00	105.00	144.00	0.58	0.36	0.88	0.62	67.24	108.33	118.87	231.64
ERLA	2008-09	42.00	69.00	63.00	132.00	0.00	0.42	0.46	0.44		166.27	137.45	302.29
ESPN	2006-07	0.00	201.00	102.00	303.00	0.00	0.85	1.00	0.93		236.47	102.00	327.57
ESPN	2007-08	159.00	204.00	174.00	378.00	0.91	0.67	1.09	0.88	174.73	304.48	160.12	430.36
ESPN	2008-09	114.00	204.00	204.00	408.00	0.60	1.24	1.05	1.15	190.00	164.52	194.02	356.11
<u>Television Production</u>													
TVPR	2006-07	0.00	743.00	748.00	1,491.00	0.00	5.01	5.88	5.44		148.30	127.21	273.83
TVPR	2007-08	276.00	901.00	713.00	1,614.00	2.83	5.75	4.50	5.13	97.53	156.70	158.44	314.93
TVPR	2008-09	249.00	838.00	761.00	1,599.00	2.78	6.18	6.17	6.17	89.57	135.60	123.34	258.95

FERRIS STATE UNIVERSITY

Student Credit Hours (SCH), Full Time Equated Faculty (FTEF) and SCH/FTEF Aggregated by Course Prefix within College and Department

Prefix	Year	<u>Student Credit Hours</u>				<u>Full Time Equated Faculty</u>				<u>SCH/FTEF</u>			
		Summer	Fall	Winter	F + W (a)	Summer	Fall	Winter	Avg F + W (b)	Summer	Fall	Winter	F + W (a / b)
<u>College of Optometry</u>													
<u>Optometry</u>													
OPTM	2004-05	403.00	2,384.00	2,362.00	4,746.00	11.00	21.15	22.14	21.65	36.64	112.72	106.67	219.24
OPTM	2005-06	476.00	2,145.00	2,343.00	4,488.00	11.75	16.65	16.74	16.69	40.51	128.83	139.99	268.85
OPTM	2006-07	448.00	0.00	0.00	0.00	11.75	0.00	0.00	0.00	38.13			

FERRIS STATE UNIVERSITY

Student Credit Hours (SCH), Full Time Equated Faculty (FTEF) and SCH/FTEF Aggregated by Course Prefix within College and Department

Prefix	Year	<u>Student Credit Hours</u>				<u>Full Time Equated Faculty</u>				<u>SCH/FTEF</u>			
		Summer	Fall	Winter	F + W (a)	Summer	Fall	Winter	Avg F + W (b)	Summer	Fall	Winter	F + W (a / b)
<u>College of Pharmacy</u>													
<u>Pharmacy</u>													
PHAD	2004-05	208.00	811.00	868.00	1,679.00	3.00	2.12	2.94	2.53	69.33	382.08	295.32	663.41
PHAD	2005-06	147.00	908.00	846.00	1,754.00	2.22	1.27	0.89	1.08	66.10	712.72	947.29	1,618.78
PHAD	2006-07	217.00	890.00	1,050.00	1,940.00	2.00	1.61	1.81	1.71	108.50	551.40	581.04	1,134.11
PHAD	2007-08	131.00	981.00	998.00	1,979.00	0.95	1.92	2.75	2.33	137.99	510.89	363.23	847.95
PHAD	2008-09	275.00	1,057.00	1,082.00	2,139.00	1.49	1.55	2.36	1.96	184.93	682.87	457.59	1,093.43
PHAR	2004-05	90.00	840.00	562.00	1,402.00	2.00	2.00	1.74	1.87	45.00	420.00	322.51	749.22
PHAR	2005-06	93.00	894.00	614.00	1,508.00	2.00	1.75	1.18	1.47	46.50	510.86	518.87	1,028.18
PHAR	2006-07	86.00	917.00	592.00	1,509.00	2.00	2.00	1.39	1.70	43.00	458.50	424.45	889.02
PHAR	2007-08	101.00	911.00	596.00	1,507.00	2.00	1.79	1.39	1.59	50.50	509.09	427.32	946.55
PHAR	2008-09	102.00	909.00	592.00	1,501.00	2.77	2.00	1.83	1.92	36.83	454.50	322.91	783.13
PHCG	2004-05	10.00	0.00	32.00	32.00	1.00	0.00	0.31	0.15	10.00		103.68	207.36
PHCG	2005-06	24.00	0.00	56.00	56.00	0.50	0.00	0.32	0.16	48.00		176.68	353.36
PHCG	2006-07	22.00	0.00	22.00	22.00	1.00	0.00	0.32	0.16	22.00		69.41	138.82
PHCG	2007-08	6.00	0.00	34.00	34.00	1.00	0.00	0.32	0.16	6.00		107.27	214.54
PHCG	2008-09	0.00	0.00	22.00	22.00	0.00	0.00	0.32	0.16			69.41	138.82
PHCH	2004-05	246.00	1,429.00	1,083.00	2,512.00	5.29	3.81	4.41	4.11	46.54	375.18	245.61	611.33
PHCH	2005-06	307.00	1,617.00	1,336.00	2,953.00	5.85	3.88	4.46	4.17	52.49	416.94	299.22	707.89
PHCH	2006-07	355.00	1,482.00	1,325.00	2,807.00	3.51	3.82	4.64	4.23	101.20	388.19	285.55	663.75
PHCH	2007-08	386.00	1,395.00	1,422.00	2,817.00	4.54	2.82	4.25	3.53	85.05	495.07	334.86	797.53
PHCH	2008-09	417.00	1,439.00	1,167.00	2,606.00	4.39	3.82	3.73	3.77	94.99	376.92	313.04	690.72
PHCL	2004-05	177.00	499.00	292.00	791.00	0.71	1.79	1.03	1.41	247.80	278.38	283.03	560.16
PHCL	2005-06	138.00	532.00	372.00	904.00	0.64	1.83	0.77	1.30	214.36	290.98	485.24	696.73
PHCL	2006-07	192.00	662.00	360.00	1,022.00	1.80	1.84	0.85	1.34	106.56	360.71	422.65	760.69
PHCL	2007-08	154.00	605.00	416.00	1,021.00	1.28	1.88	0.85	1.37	119.96	322.01	488.40	747.83
PHCL	2008-09	263.00	657.00	284.00	941.00	1.28	1.84	0.85	1.35	204.86	357.12	333.43	699.24

FERRIS STATE UNIVERSITY

Student Credit Hours (SCH), Full Time Equated Faculty (FTEF) and SCH/FTEF Aggregated by Course Prefix within College and Department

Prefix	Year	<u>Student Credit Hours</u>				<u>Full Time Equated Faculty</u>				<u>SCH/FTEF</u>			
		Summer	Fall	Winter	F + W (a)	Summer	Fall	Winter	Avg F + W (b)	Summer	Fall	Winter	F + W (a / b)
<u>College of Pharmacy</u>													
<u>Pharmacy</u>													
PHPR	2004-05	1,371.00	2,964.00	3,480.00	6,444.00	23.10	26.78	27.49	27.13	59.35	110.70	126.60	237.50
PHPR	2005-06	1,097.00	3,292.00	3,705.00	6,997.00	24.18	29.21	28.94	29.08	45.36	112.69	128.03	240.65
PHPR	2006-07	1,258.00	3,367.00	4,110.50	7,477.50	2.29	31.03	30.64	30.84	549.27	108.50	134.16	242.49
PHPR	2007-08	1,149.00	3,922.50	4,375.50	8,298.00	23.33	32.09	30.51	31.30	49.25	122.22	143.40	265.08
PHPR	2008-09	1,542.50	3,931.50	4,471.00	8,402.50	22.67	24.39	27.66	26.02	68.04	161.16	161.67	322.86

FERRIS STATE UNIVERSITY

Student Credit Hours (SCH), Full Time Equated Faculty (FTEF) and SCH/FTEF Aggregated by Course Prefix within College and Department

Prefix	Year	<u>Student Credit Hours</u>				<u>Full Time Equated Faculty</u>				<u>SCH/FTEF</u>			
		Summer	Fall	Winter	F + W (a)	Summer	Fall	Winter	Avg F + W (b)	Summer	Fall	Winter	F + W (a / b)
<u>College of Prof-Tech Studies</u>													
<u>Professional-Tech Studies</u>													
APPS	2006-07	0.00	147.00	310.00	457.00	0.00	2.08	2.92	2.50		70.56	106.16	182.68
APPS	2007-08	122.00	232.00	298.00	530.00	2.25	2.54	2.40	2.47	54.22	91.39	123.97	214.47
APPS	2008-09	0.00	228.00	121.00	349.00	0.00	1.50	1.60	1.55		152.00	75.63	225.16
DAGD	2006-07	0.00	1,152.00	1,206.00	2,358.00	0.00	5.13	5.49	5.31		224.78	219.77	444.38
DAGD	2007-08	60.00	1,236.00	978.00	2,214.00	2.25	5.86	5.25	5.56	26.61	210.83	186.29	398.47
DAGD	2008-09	90.00	1,251.00	1,023.00	2,274.00	2.63	6.42	5.30	5.86	34.22	194.96	193.02	388.17
SENG	2007-08	0.00	0.00	33.00	33.00	0.00	0.00	1.00	0.50			33.00	66.00
SENG	2008-09	9.00	57.00	57.00	114.00	2.00	1.25	1.00	1.13	4.50	45.60	57.00	101.33

FERRIS STATE UNIVERSITY

Student Credit Hours (SCH), Full Time Equated Faculty (FTEF) and SCH/FTEF Aggregated by Course Prefix within College and Department

Prefix	Year	<u>Student Credit Hours</u>				<u>Full Time Equated Faculty</u>				<u>SCH/FTEF</u>			
		Summer	Fall	Winter	F + W (a)	Summer	Fall	Winter	Avg F + W (b)	Summer	Fall	Winter	F + W (a / b)
<u>College of Profess & Tech Studies</u>													
<u>Professional & Technological Studies</u>													
APPS	2004-05	0.00	48.00	33.00	81.00	0.00	0.25	0.25	0.25		192.00	132.00	324.00
APPS	2005-06	33.00	396.00	97.00	493.00	0.00	3.26	1.50	2.38		121.47	64.67	207.14
APPS	2006-07	132.00	0.00	0.00	0.00	0.67	0.00	0.00	0.00	197.01			
DAGD	2004-05	27.00	320.00	320.00	640.00	0.25	1.50	2.09	1.79	108.00	213.33	153.11	356.55
DAGD	2005-06	27.00	585.00	713.00	1,298.00	1.00	3.00	3.75	3.38	27.00	195.00	190.13	384.59
DAGD	2006-07	36.00	0.00	0.00	0.00	1.25	0.00	0.00	0.00	28.80			

FERRIS STATE UNIVERSITY

Student Credit Hours (SCH), Full Time Equated Faculty (FTEF) and SCH/FTEF Aggregated by Course Prefix within College and Department

Prefix	Year	<u>Student Credit Hours</u>				<u>Full Time Equated Faculty</u>				<u>SCH/FTEF</u>			
		Summer	Fall	Winter	F + W (a)	Summer	Fall	Winter	Avg F + W (b)	Summer	Fall	Winter	F + W (a / b)
<u>College of Technology</u>													
<u>Arch Tech-Facilities Mgmt</u>													
ARCH	2006-07	0.00	1,145.00	944.00	2,089.00	0.00	5.45	4.37	4.91		210.23	216.22	425.79
ARCH	2007-08	20.00	1,074.00	1,022.00	2,096.00	0.17	4.43	4.89	4.66	117.65	242.62	209.00	449.95
ARCH	2008-09	0.00	864.00	0.00	864.00	0.00	4.69	0.00	2.35		184.22		368.44
FMAN	2006-07	0.00	366.00	362.00	728.00	0.00	1.36	2.78	2.07		269.90	130.02	351.68
FMAN	2007-08	76.00	339.00	360.00	699.00	0.67	1.30	1.86	1.58	113.43	260.77	193.55	442.41
FMAN	2008-09	141.00	565.00	0.00	565.00	0.92	2.08	0.00	1.04	153.26	271.63		543.27
<u>Architectural Tech & Facilities Mgmt</u>													
ARCH	2004-05	0.00	971.00	795.00	1,766.00	0.00	4.83	4.95	4.89		201.21	160.61	361.30
ARCH	2005-06	0.00	871.00	759.00	1,630.00	0.00	3.29	3.96	3.63		264.66	191.60	449.50
FMAN	2004-05	26.00	51.00	162.00	213.00	0.21	0.58	1.05	0.82	123.81	87.43	154.29	260.82
FMAN	2005-06	44.00	300.00	312.00	612.00	0.31	1.20	1.87	1.53	141.94	250.00	166.97	398.88
FMAN	2006-07	116.00	0.00	0.00	0.00	0.92	0.00	0.00	0.00	126.09			
<u>Automotive</u>													
ABOD	2004-05	0.00	444.00	456.00	900.00	0.00	2.41	2.45	2.43		184.30	185.78	370.09
ABOD	2005-06	0.00	442.00	444.00	886.00	0.00	3.00	3.40	3.20		147.33	130.59	276.88
ABOD	2006-07	0.00	260.00	332.00	592.00	0.00	2.00	2.56	2.28		130.00	129.91	259.90
AHEM	2004-05	245.00	825.00	679.00	1,504.00	1.69	3.00	3.00	3.00	144.97	275.00	226.33	501.33
AHEM	2005-06	286.00	970.00	930.00	1,900.00	1.91	3.29	4.08	3.69	149.74	294.46	227.94	515.32
AHEM	2006-07	304.00	882.00	960.00	1,842.00	1.97	3.50	4.69	4.10	154.31	252.00	204.50	449.57
AHEM	2007-08	407.00	0.00	0.00	0.00	1.78	0.00	0.00	0.00	228.65			
AMGT	2007-08	0.00	813.00	777.00	1,590.00	0.00	3.33	3.46	3.39		243.90	224.89	468.45
AMGT	2008-09	399.00	711.00	0.00	711.00	2.51	3.06	0.00	1.53	158.96	232.70		465.40

FERRIS STATE UNIVERSITY

Student Credit Hours (SCH), Full Time Equated Faculty (FTEF) and SCH/FTEF Aggregated by Course Prefix within College and Department

Prefix	Year	<u>Student Credit Hours</u>				<u>Full Time Equated Faculty</u>				<u>SCH/FTEF</u>			
		Summer	Fall	Winter	F + W (a)	Summer	Fall	Winter	Avg F + W (b)	Summer	Fall	Winter	F + W (a / b)
<u>College of Technology</u>													
<u>Automotive</u>													
AUTO	2004-05	384.00	3,028.00	2,913.00	5,941.00	3.51	18.00	19.05	18.52	109.40	168.22	152.95	320.74
AUTO	2005-06	564.00	2,842.00	2,717.00	5,559.00	6.50	17.25	18.65	17.95	86.77	164.74	145.68	309.68
AUTO	2006-07	452.00	2,259.00	1,951.00	4,210.00	5.85	14.59	14.24	14.41	77.30	154.86	137.01	292.08
AUTO	2007-08	272.00	2,092.00	2,074.00	4,166.00	2.00	14.68	13.88	14.28	135.75	142.54	149.48	291.82
AUTO	2008-09	224.00	1,630.00	0.00	1,630.00	2.01	11.44	0.00	5.72	111.17	142.43		284.85
<u>Construction Tech-Mgmt</u>													
BCTM	2006-07	0.00	306.00	396.00	702.00	0.00	1.29	1.56	1.42		238.00	253.58	493.08
BCTM	2007-08	0.00	339.00	300.00	639.00	0.00	2.11	1.91	2.01		160.39	157.07	317.62
BCTM	2008-09	0.00	324.00	0.00	324.00	0.00	1.83	0.00	0.91		177.53		355.07
CETM	2006-07	0.00	96.00	183.00	279.00	0.00	0.65	0.83	0.74		148.21	220.40	377.53
CETM	2007-08	0.00	129.00	101.00	230.00	0.00	0.61	0.65	0.63		210.22	155.38	364.03
CETM	2008-09	0.00	105.00	0.00	105.00	0.00	0.57	0.00	0.29		183.33		366.67
CONM	2006-07	0.00	2,371.00	2,380.00	4,751.00	0.00	8.34	10.32	9.33		284.41	230.56	509.23
CONM	2007-08	93.00	2,549.00	2,566.00	5,115.00	0.75	9.30	10.24	9.77	124.00	274.09	250.62	523.58
CONM	2008-09	96.00	2,575.00	0.00	2,575.00	0.50	10.20	0.00	5.10	192.00	252.39		504.79
<u>Construction Technology & Management</u>													
BCTM	2004-05	0.00	297.00	288.00	585.00	0.00	1.18	1.25	1.21		252.23	230.25	481.82
BCTM	2005-06	0.00	300.00	303.00	603.00	0.00	1.21	1.43	1.32		247.06	211.56	455.69
BCTM	2006-07	3.00	0.00	0.00	0.00	0.00	0.00	0.00	0.00				
CETM	2004-05	0.00	39.00	129.00	168.00	0.00	0.30	0.80	0.55		130.00	162.17	306.72
CETM	2005-06	0.00	79.00	170.00	249.00	0.00	0.64	0.91	0.77		124.14	187.00	322.24
CONM	2004-05	54.00	2,366.00	2,132.00	4,498.00	0.66	8.07	8.78	8.42	81.82	293.26	242.89	534.03

FERRIS STATE UNIVERSITY

Student Credit Hours (SCH), Full Time Equated Faculty (FTEF) and SCH/FTEF Aggregated by Course Prefix within College and Department

Prefix	Year	<u>Student Credit Hours</u>				<u>Full Time Equated Faculty</u>				<u>SCH/FTEF</u>			
		Summer	Fall	Winter	F + W (a)	Summer	Fall	Winter	Avg F + W (b)	Summer	Fall	Winter	F + W (a / b)
<u>College of Technology</u>													
<u>Construction Technology & Management</u>													
CONM	2005-06	64.00	2,615.00	2,262.00	4,877.00	0.66	8.98	10.62	9.80	96.97	291.29	213.02	497.75
CONM	2006-07	23.00	0.00	0.00	0.00	0.33	0.00	0.00	0.00	69.70			
<u>EET-CNS</u>													
ECNS	2006-07	0.00	241.00	311.00	552.00	0.00	1.56	2.13	1.84		154.98	145.81	299.35
ECNS	2007-08	0.00	262.00	344.00	606.00	0.00	1.38	2.23	1.80		190.55	154.10	335.98
ECNS	2008-09	0.00	284.00	0.00	284.00	0.00	1.33	0.00	0.67		213.53		427.07
EEET	2006-07	0.00	1,273.00	1,023.00	2,296.00	0.00	7.17	6.76	6.96		177.57	151.40	329.74
EEET	2007-08	92.00	1,114.00	985.00	2,099.00	0.33	7.23	6.05	6.64	278.79	154.16	162.87	316.26
EEET	2008-09	116.00	951.00	0.00	951.00	0.67	6.88	0.00	3.44	173.13	138.20		276.40
<u>Electronics/CNS</u>													
ECNS	2004-05	0.00	379.00	300.00	679.00	0.00	2.17	1.90	2.04		174.25	157.63	332.99
ECNS	2005-06	0.00	455.00	334.00	789.00	0.00	2.43	2.27	2.35		187.04	147.32	335.76
EEET	2004-05	92.00	1,230.00	1,228.00	2,458.00	0.67	6.64	6.27	6.46	137.31	185.10	195.95	380.74
EEET	2005-06	84.00	1,131.00	1,173.00	2,304.00	0.67	6.22	6.23	6.23	125.37	181.85	188.20	370.05
EEET	2006-07	112.00	0.00	0.00	0.00	0.67	0.00	0.00	0.00	167.16			
<u>HVACR</u>													
HVAC	2004-05	112.00	1,485.00	1,202.00	2,687.00	0.75	7.19	6.66	6.92	149.33	206.61	180.48	388.08
HVAC	2005-06	166.00	1,547.00	1,195.00	2,742.00	0.83	8.05	8.64	8.34	200.00	192.25	138.31	328.65
HVAC	2006-07	310.00	0.00	0.00	0.00	1.83	0.00	0.00	0.00	169.40			

FERRIS STATE UNIVERSITY

Student Credit Hours (SCH), Full Time Equated Faculty (FTEF) and SCH/FTEF Aggregated by Course Prefix within College and Department

Prefix	Year	<u>Student Credit Hours</u>				<u>Full Time Equated Faculty</u>				<u>SCH/FTEF</u>			
		Summer	Fall	Winter	F + W (a)	Summer	Fall	Winter	Avg F + W (b)	Summer	Fall	Winter	F + W (a / b)
<u>College of Technology</u>													
<u>HVARC</u>													
HVAC	2006-07	0.00	1,629.00	1,550.00	3,179.00	0.00	11.84	10.87	11.36		137.58	142.58	279.96
HVAC	2007-08	319.00	1,992.00	1,612.00	3,604.00	3.62	10.18	9.67	9.92	88.12	195.74	166.70	363.18
HVAC	2008-09	292.00	1,640.00	0.00	1,640.00	7.00	10.09	0.00	5.04	41.71	162.55		325.10
<u>Heavy Equipment</u>													
HEQT	2004-05	72.00	662.00	538.00	1,200.00	0.67	4.19	2.78	3.49	107.46	158.05	193.21	344.18
HEQT	2005-06	112.00	784.00	502.00	1,286.00	0.67	4.35	2.62	3.49	167.16	180.15	191.27	368.66
HEQT	2006-07	92.00	612.00	467.00	1,079.00	0.67	4.10	2.62	3.36	137.31	149.10	177.94	320.69
HEQT	2007-08	76.00	605.00	577.00	1,182.00	0.67	4.61	3.05	3.83	113.43	131.34	189.26	308.81
HEQT	2008-09	120.00	740.00	0.00	740.00	1.34	5.13	0.00	2.57	89.55	144.16		288.31
HSET	2004-05	36.00	148.00	216.00	364.00	0.25	1.14	1.80	1.47	144.00	129.66	120.30	247.88
HSET	2005-06	40.00	172.00	188.00	360.00	0.28	0.98	1.55	1.26	142.86	175.87	121.65	285.32
HSET	2006-07	48.00	236.00	284.00	520.00	0.67	1.41	1.55	1.48	71.64	167.94	183.76	352.45
HSET	2007-08	64.00	157.00	192.00	349.00	0.67	1.23	2.29	1.76	95.52	127.27	83.80	198.02
HSET	2008-09	44.00	148.00	0.00	148.00	0.67	0.93	0.00	0.46	65.67	159.71		319.42
<u>Manufacturing Eng Tech</u>													
MATL	2006-07	0.00	529.00	316.00	845.00	0.00	1.62	0.95	1.28		327.48	332.63	658.77
MATL	2007-08	0.00	769.00	284.00	1,053.00	0.00	1.96	0.95	1.45		393.21	298.95	724.78
MATL	2008-09	0.00	667.00	0.00	667.00	0.00	1.83	0.00	0.92		363.82		727.64
MFGE	2006-07	0.00	1,325.00	1,192.00	2,517.00	0.00	6.84	6.49	6.66		193.85	183.56	377.68
MFGE	2007-08	220.00	1,253.00	1,173.00	2,426.00	1.68	7.45	6.76	7.11	130.95	168.24	173.43	341.43
MFGE	2008-09	222.00	1,282.00	0.00	1,282.00	1.51	6.95	0.00	3.48	147.02	184.39		368.77
MFGT	2006-07	0.00	541.00	482.00	1,023.00	0.00	4.25	4.24	4.24		127.41	113.73	241.15

FERRIS STATE UNIVERSITY

Student Credit Hours (SCH), Full Time Equated Faculty (FTEF) and SCH/FTEF Aggregated by Course Prefix within College and Department

Prefix	Year	<u>Student Credit Hours</u>				<u>Full Time Equated Faculty</u>				<u>SCH/FTEF</u>			
		Summer	Fall	Winter	F + W (a)	Summer	Fall	Winter	Avg F + W (b)	Summer	Fall	Winter	F + W (a / b)
<u>College of Technology</u>													
<u>Manufacturing Eng Tech</u>													
MFGT	2007-08	0.00	388.00	367.00	755.00	0.00	3.68	3.96	3.82		105.58	92.67	197.77
MFGT	2008-09	3.00	270.00	0.00	270.00	0.00	3.56	0.00	1.78		75.76		151.52
<u>Manufacturing Engineering Technology</u>													
MATL	2004-05	57.00	515.00	232.00	747.00	0.25	1.40	0.88	1.14	228.00	367.86	263.30	654.94
MATL	2005-06	0.00	509.00	230.00	739.00	0.00	1.40	0.97	1.19		363.57	236.15	622.59
MFGE	2004-05	162.00	1,229.00	1,120.00	2,349.00	1.17	5.64	5.70	5.67	138.46	217.91	196.53	414.33
MFGE	2005-06	180.00	1,255.00	1,221.00	2,476.00	0.95	5.51	6.53	6.02	189.47	227.63	187.00	411.20
MFGE	2006-07	200.00	0.00	0.00	0.00	1.84	0.00	0.00	0.00	108.70			
MFGT	2004-05	0.00	644.00	614.00	1,258.00	0.00	5.08	5.25	5.16		126.79	116.95	243.58
MFGT	2005-06	2.00	683.00	582.00	1,265.00	0.00	3.71	5.51	4.61		184.01	105.69	274.45
MFGT	2006-07	3.00	0.00	0.00	0.00	0.00	0.00	0.00	0.00				
<u>Mechanical Design</u>													
CDTD	2004-05	0.00	555.00	489.00	1,044.00	0.00	3.67	4.00	3.84		151.36	122.15	272.23
CDTD	2005-06	0.00	554.00	490.00	1,044.00	0.00	3.62	3.84	3.73		153.23	127.72	280.19
CDTD	2006-07	0.00	475.00	421.00	896.00	0.00	3.64	4.34	3.99		130.49	97.00	224.56
CDTD	2007-08	0.00	380.00	338.00	718.00	0.00	3.29	3.61	3.45		115.64	93.63	208.23
CDTD	2008-09	0.00	373.00	0.00	373.00	0.00	3.17	0.00	1.58		117.79		235.58
ETEC	2004-05	0.00	342.00	96.00	438.00	0.00	1.25	0.67	0.96		273.60	144.00	457.04
ETEC	2005-06	0.00	279.00	147.00	426.00	0.00	1.23	0.89	1.06		226.69	164.55	401.11
ETEC	2006-07	0.00	264.00	108.00	372.00	0.00	1.44	0.79	1.12		183.33	135.87	332.91
ETEC	2007-08	0.00	252.00	132.00	384.00	0.00	1.17	0.38	0.77		216.00	352.00	498.16
ETEC	2008-09	0.00	285.00	0.00	285.00	0.00	1.00	0.00	0.50		284.05		568.11

FERRIS STATE UNIVERSITY

Student Credit Hours (SCH), Full Time Equated Faculty (FTEF) and SCH/FTEF Aggregated by Course Prefix within College and Department

Prefix	Year	<u>Student Credit Hours</u>				<u>Full Time Equated Faculty</u>				<u>SCH/FTEF</u>			
		Summer	Fall	Winter	F + W (a)	Summer	Fall	Winter	Avg F + W (b)	Summer	Fall	Winter	F + W (a / b)
<u>College of Technology</u>													
<u>Mechanical Design</u>													
MECH	2004-05	44.00	745.00	865.00	1,610.00	0.19	3.49	3.24	3.36	231.58	213.73	267.07	478.84
MECH	2005-06	68.00	716.00	686.00	1,402.00	0.39	2.87	3.15	3.01	174.36	249.77	217.78	466.04
MECH	2006-07	80.00	747.00	657.00	1,404.00	0.67	3.52	3.52	3.52	119.40	212.39	186.83	399.22
MECH	2007-08	28.00	784.00	704.00	1,488.00	0.67	3.39	3.71	3.55	41.79	231.12	190.01	419.32
MECH	2008-09	68.00	769.00	0.00	769.00	0.67	3.31	0.00	1.66	101.49	232.02		464.04
PDET	2004-05	87.00	365.00	425.00	790.00	0.25	1.38	2.51	1.95	348.00	264.31	169.25	405.95
PDET	2005-06	42.00	310.00	441.00	751.00	0.17	2.00	3.03	2.52	247.06	155.00	145.54	298.61
PDET	2006-07	0.00	315.00	281.00	596.00	0.00	2.52	2.75	2.63		125.00	102.18	226.19
PDET	2007-08	63.00	282.00	272.00	554.00	0.25	2.25	2.25	2.25	252.00	125.33	120.89	246.22
PDET	2008-09	60.00	417.00	0.00	417.00	0.33	2.02	0.00	1.01	181.82	206.20		412.40
<u>Plastics and Rubber</u>													
PLTS	2004-05	316.00	739.00	969.00	1,708.00	1.91	6.67	6.09	6.38	165.45	110.85	159.09	267.76
PLTS	2005-06	227.00	700.00	757.00	1,457.00	1.32	5.28	6.53	5.91	171.97	132.63	115.86	246.71
PLTS	2006-07	214.00	0.00	0.00	0.00	1.34	0.00	0.00	0.00	159.23			
RUBR	2004-05	56.00	94.00	100.00	194.00	0.37	1.22	1.64	1.43	151.35	76.91	61.11	135.73
RUBR	2005-06	32.00	95.00	85.00	180.00	0.22	1.61	1.36	1.49	145.45	58.97	62.33	121.02
RUBR	2006-07	24.00	0.00	0.00	0.00	1.34	0.00	0.00	0.00	17.91			
<u>Plastics-Rubber</u>													
PLTS	2006-07	0.00	655.00	892.00	1,547.00	0.00	5.59	5.75	5.67		117.20	155.22	272.95
PLTS	2007-08	175.00	738.00	807.00	1,545.00	1.31	5.33	5.43	5.38	133.59	138.38	148.66	287.12
PLTS	2008-09	264.00	652.00	0.00	652.00	1.60	4.41	0.00	2.20	165.00	148.00		296.00
RUBR	2006-07	0.00	77.00	52.00	129.00	0.00	1.65	1.00	1.33		46.67	52.00	97.36

FERRIS STATE UNIVERSITY

Student Credit Hours (SCH), Full Time Equated Faculty (FTEF) and SCH/FTEF Aggregated by Course Prefix within College and Department

Prefix	Year	<u>Student Credit Hours</u>				<u>Full Time Equated Faculty</u>				<u>SCH/FTEF</u>			
		Summer	Fall	Winter	F + W (a)	Summer	Fall	Winter	Avg F + W (b)	Summer	Fall	Winter	F + W (a / b)
<u>College of Technology</u>													
<u>Plastics-Rubber</u>													
RUBR	2007-08	28.00	74.00	85.00	159.00	0.68	1.30	1.57	1.44	41.18	56.92	54.09	110.75
RUBR	2008-09	24.00	133.00	0.00	133.00	1.34	1.97	0.00	0.99	17.91	67.39		134.78
<u>Printing & Imaging Technology Mgmt</u>													
NMPP	2004-05	0.00	69.00	81.00	150.00	0.00	0.77	1.09	0.93		89.35	74.54	161.39
NMPP	2005-06	0.00	85.00	90.00	175.00	0.00	0.62	1.04	0.83		137.84	86.54	211.27
PHOT	2004-05	84.00	216.00	225.00	441.00	0.25	0.80	0.75	0.78	336.00	270.00	300.00	569.03
PHOT	2005-06	111.00	144.00	75.00	219.00	0.50	0.45	0.17	0.31	222.00	320.00	441.18	706.45
PHOT	2006-07	75.00	0.00	0.00	0.00	0.50	0.00	0.00	0.00	150.00			
PMGT	2004-05	130.00	186.00	173.00	359.00	0.92	2.23	1.00	1.61	141.30	83.46	173.00	222.39
PMGT	2005-06	76.00	186.00	310.00	496.00	0.67	1.67	1.51	1.59	113.43	111.27	205.95	312.26
PMGT	2006-07	102.00	0.00	0.00	0.00	0.67	0.00	0.00	0.00	152.24			
PTEC	2004-05	0.00	547.00	504.00	1,051.00	0.00	4.07	3.50	3.79		134.26	143.86	277.40
PTEC	2005-06	0.00	590.00	481.00	1,071.00	0.00	3.54	3.42	3.48		166.59	140.45	307.47
<u>Printing-Imaging Tech Mgmt</u>													
NMPP	2006-07	0.00	175.00	119.00	294.00	0.00	1.36	1.13	1.24		128.57	105.78	236.51
NMPP	2007-08	0.00	96.00	104.00	200.00	0.00	1.25	0.96	1.11		76.80	107.85	180.65
NMPP	2008-09	0.00	111.00	0.00	111.00	0.00	0.99	0.00	0.49		112.46		224.92
PHOT	2006-07	0.00	141.00	147.00	288.00	0.00	0.35	0.42	0.39		399.06	350.00	744.83
PHOT	2007-08	81.00	147.00	150.00	297.00	0.50	0.60	0.50	0.55	162.00	245.00	300.00	540.00
PHOT	2008-09	63.00	144.00	0.00	144.00	0.50	0.43	0.00	0.21	126.00	336.00		672.00
PMGT	2006-07	0.00	151.00	192.00	343.00	0.00	1.33	1.42	1.38		113.53	135.21	249.45

FERRIS STATE UNIVERSITY

Student Credit Hours (SCH), Full Time Equated Faculty (FTEF) and SCH/FTEF Aggregated by Course Prefix within College and Department

Prefix	Year	<u>Student Credit Hours</u>				<u>Full Time Equated Faculty</u>				<u>SCH/FTEF</u>			
		Summer	Fall	Winter	F + W (a)	Summer	Fall	Winter	Avg F + W (b)	Summer	Fall	Winter	F + W (a / b)
<u>College of Technology</u>													
<u>Printing-Imaging Tech Mgmt</u>													
PMGT	2007-08	69.00	156.00	117.00	273.00	0.67	0.97	1.00	0.99	102.99	160.46	117.00	276.85
PMGT	2008-09	110.00	112.00	0.00	112.00	0.92	1.50	0.00	0.75	119.57	74.67		149.33
PTEC	2006-07	0.00	345.00	451.00	796.00	0.00	2.92	4.45	3.68		118.33	101.46	216.29
PTEC	2007-08	0.00	403.00	187.00	590.00	0.00	2.96	2.54	2.75		136.35	73.75	214.89
PTEC	2008-09	0.00	328.00	0.00	328.00	0.00	2.69	0.00	1.35		121.73		243.47
<u>Surveying</u>													
CENG	2007-08	0.00	0.00	304.00	304.00	0.00	0.00	1.55	0.77			196.26	392.52
CENG	2008-09	0.00	40.00	0.00	40.00	0.00	0.40	0.00	0.20		100.00		200.00
GISC	2007-08	0.00	0.00	84.00	84.00	0.00	0.00	0.86	0.43			97.36	194.72
GISC	2008-09	39.00	162.00	0.00	162.00	4.00	0.81	0.00	0.41	9.75	199.18		398.36
SURE	2004-05	81.00	705.00	893.00	1,598.00	0.50	5.43	6.32	5.88	162.00	129.73	141.32	271.92
SURE	2005-06	93.00	797.00	1,107.00	1,904.00	0.52	5.35	6.49	5.92	177.91	148.85	170.51	321.43
SURE	2006-07	84.00	898.00	1,183.00	2,081.00	1.38	5.75	5.81	5.78	60.87	156.17	203.60	360.02
SURE	2007-08	60.00	821.00	590.00	1,411.00	0.50	5.44	4.17	4.81	120.00	150.80	141.33	293.38
SURE	2008-09	3.00	635.00	0.00	635.00	0.00	4.06	0.00	2.03		156.47		312.94
<u>Welding</u>													
WELD	2004-05	108.00	0.00	0.00	0.00	0.67	0.00	0.00	0.00	161.19			
<u>Welding Eng Tech</u>													
WELD	2006-07	0.00	1,090.00	842.00	1,932.00	0.00	5.69	5.80	5.74		191.56	145.17	336.29
WELD	2007-08	120.00	1,299.00	966.00	2,265.00	0.67	6.89	6.18	6.53	179.10	188.53	156.31	346.60
WELD	2008-09	108.00	1,275.00	0.00	1,275.00	0.60	5.71	0.00	2.85	180.00	223.36		446.73

FERRIS STATE UNIVERSITY

Student Credit Hours (SCH), Full Time Equated Faculty (FTEF) and SCH/FTEF Aggregated by Course Prefix within College and Department

Prefix	Year	<u>Student Credit Hours</u>				<u>Full Time Equated Faculty</u>				<u>SCH/FTEF</u>			
		Summer	Fall	Winter	F + W (a)	Summer	Fall	Winter	Avg F + W (b)	Summer	Fall	Winter	F + W (a / b)
<u>College of Technology</u>													
<u>Welding Engineering Technology</u>													
WELD	2004-05	0.00	1,210.00	954.00	2,164.00	0.00	5.69	6.35	6.02		212.76	150.17	359.47
WELD	2005-06	116.00	1,300.00	940.00	2,240.00	0.67	4.76	5.73	5.24	173.13	273.32	163.97	427.11
WELD	2006-07	116.00	0.00	0.00	0.00	0.67	0.00	0.00	0.00	173.13			

FERRIS STATE UNIVERSITY

Student Credit Hours (SCH), Full Time Equated Faculty (FTEF) and SCH/FTEF Aggregated by Course Prefix within College and Department

Prefix	Year	<u>Student Credit Hours</u>				<u>Full Time Equated Faculty</u>				<u>SCH/FTEF</u>			
		Summer	Fall	Winter	F + W (a)	Summer	Fall	Winter	Avg F + W (b)	Summer	Fall	Winter	F + W (a / b)
<u>Kendall College of Art & Design</u>													
<u>Design Studies</u>													
KCDM	2004-05	18.00	132.00	135.00	267.00	1.00	1.34	1.14	1.23	18.00	98.88	118.94	216.19
KCDM	2005-06	30.00	126.00	153.00	279.00	1.00	1.16	0.96	1.06	30.00	108.15	158.55	261.97
KCDM	2006-07	24.00	0.00	0.00	0.00	0.22	0.00	0.00	0.00	109.09			
KCDS	2004-05	168.00	429.00	420.00	849.00	0.91	3.37	3.28	3.32	184.62	127.45	128.18	255.62
KCDS	2005-06	117.00	510.00	498.00	1,008.00	0.50	2.89	3.49	3.19	234.00	176.47	142.69	315.99
KCDS	2006-07	165.00	0.00	0.00	0.00	0.17	0.00	0.00	0.00	1,000.00			
KCFD	2004-05	0.00	177.00	192.00	369.00	0.00	2.19	2.30	2.25		80.66	83.48	164.20
KCFD	2005-06	6.00	186.00	168.00	354.00	0.00	2.25	2.30	2.27		82.67	73.04	155.60
KCFD	2006-07	6.00	0.00	0.00	0.00	0.00	0.00	0.00	0.00				
KCID	2004-05	249.00	1,194.00	1,158.00	2,352.00	6.72	9.09	9.54	9.32	37.06	131.29	121.38	252.44
KCID	2005-06	273.00	1,395.00	1,200.00	2,595.00	2.82	10.29	8.84	9.57	96.81	135.50	135.75	271.23
KCID	2006-07	264.00	0.00	0.00	0.00	1.73	0.00	0.00	0.00	153.04			
KCIL	2004-05	111.00	639.00	792.00	1,431.00	3.33	4.68	5.87	5.27	33.33	136.68	135.04	271.54
KCIL	2005-06	183.00	714.00	687.00	1,401.00	3.76	5.66	5.37	5.51	48.67	126.15	128.05	254.15
KCIL	2006-07	123.00	0.00	0.00	0.00	1.45	0.00	0.00	0.00	85.09			
KCIN	2004-05	0.00	336.00	420.00	756.00	0.00	2.99	4.13	3.56		112.37	101.82	212.51
KCIN	2005-06	18.00	321.00	366.00	687.00	0.33	2.83	4.30	3.56	54.55	113.63	85.12	192.84
KCIN	2006-07	3.00	0.00	0.00	0.00	0.00	0.00	0.00	0.00				
KCMJ	2004-05	0.00	144.00	147.00	291.00	0.00	1.77	2.17	1.97		81.36	67.74	147.72
KCMJ	2005-06	0.00	150.00	141.00	291.00	0.00	2.33	3.47	2.90		64.52	40.63	100.43
KCMJ	2006-07	33.00	0.00	0.00	0.00	0.64	0.00	0.00	0.00	51.56			
KCVC	2004-05	138.00	1,701.00	1,569.00	3,270.00	4.10	18.64	17.67	18.15	33.66	91.25	88.81	180.12
KCVC	2005-06	261.00	2,019.00	1,929.00	3,948.00	7.24	18.98	18.98	18.98	36.03	106.38	101.63	208.01
KCVC	2006-07	282.00	0.00	0.00	0.00	7.30	0.00	0.00	0.00	38.63			

FERRIS STATE UNIVERSITY

Student Credit Hours (SCH), Full Time Equated Faculty (FTEF) and SCH/FTEF Aggregated by Course Prefix within College and Department

Prefix	Year	<u>Student Credit Hours</u>				<u>Full Time Equated Faculty</u>				<u>SCH/FTEF</u>			
		Summer	Fall	Winter	F + W (a)	Summer	Fall	Winter	Avg F + W (b)	Summer	Fall	Winter	F + W (a / b)
<u>Kendall College of Art & Design</u>													
<u>Fine Arts/Foundation</u>													
KCED	2004-05	0.00	46.00	34.00	80.00	0.00	1.44	0.37	0.90		31.94	92.29	88.47
KCED	2005-06	0.00	44.00	30.00	74.00	0.00	0.87	1.00	0.93		50.83	30.00	79.33
KCFA	2004-05	84.00	1,245.00	1,383.00	2,628.00	0.99	11.62	11.89	11.75	84.56	107.13	116.36	223.59
KCFA	2005-06	123.00	1,146.00	1,203.00	2,349.00	3.46	11.92	13.01	12.47	35.60	96.12	92.44	188.40
KCFA	2006-07	96.00	0.00	0.00	0.00	2.29	0.00	0.00	0.00	41.89			
KCFN	2004-05	21.00	1,359.00	882.00	2,241.00	4.55	8.69	5.99	7.34	4.62	156.42	147.13	305.25
KCFN	2005-06	36.00	1,425.00	1,143.00	2,568.00	1.00	8.97	7.89	8.43	36.00	158.93	144.94	304.78
KCFN	2006-07	30.00	0.00	0.00	0.00	0.38	0.00	0.00	0.00	79.55			
KCPH	2005-06	0.00	72.00	45.00	117.00	0.00	0.67	0.66	0.66		108.27	68.18	176.60
KCSF	2005-06	33.00	0.00	111.00	111.00	0.07	0.00	0.66	0.33	440.00		169.47	338.93
<u>Liberal Arts & Sciences</u>													
KCAH	2004-05	186.00	1,281.00	1,260.00	2,541.00	1.49	3.83	4.08	3.96	124.83	334.46	308.82	642.48
KCAH	2005-06	291.00	1,521.00	1,363.00	2,884.00	3.01	5.42	5.21	5.31	96.78	280.88	261.50	542.75
KCAH	2006-07	159.00	0.00	0.00	0.00	4.10	0.00	0.00	0.00	38.78			
KCHP	2004-05	24.00	21.00	36.00	57.00	0.50	0.25	0.50	0.38	48.00	84.00	72.00	152.00
KCHP	2005-06	12.00	18.00	24.00	42.00	0.67	0.33	0.55	0.44	18.00	54.55	43.45	95.20
KCHU	2004-05	240.00	1,089.00	816.00	1,905.00	2.91	6.35	6.05	6.20	82.38	171.59	134.95	307.42
KCHU	2005-06	333.00	1,114.00	867.00	1,981.00	1.68	6.55	5.20	5.88	198.21	170.11	166.68	337.18
KCHU	2006-07	297.00	0.00	0.00	0.00	5.43	0.00	0.00	0.00	54.68			
KCSC	2004-05	117.00	414.00	399.00	813.00	1.35	2.34	2.00	2.17	86.98	177.18	199.50	374.94
KCSC	2005-06	99.00	348.00	366.00	714.00	1.00	1.59	2.06	1.83	99.00	218.87	177.67	391.23
KCSC	2006-07	70.00	0.00	0.00	0.00	1.68	0.00	0.00	0.00	41.74			

FERRIS STATE UNIVERSITY

Student Credit Hours (SCH), Full Time Equated Faculty (FTEF) and SCH/FTEF Aggregated by Course Prefix within College and Department

Prefix	Year	<u>Student Credit Hours</u>				<u>Full Time Equated Faculty</u>				<u>SCH/FTEF</u>			
		Summer	Fall	Winter	F + W (a)	Summer	Fall	Winter	Avg F + W (b)	Summer	Fall	Winter	F + W (a / b)
<u>Kendall College of Art & Design</u>													
<u>Liberal Arts & Sciences</u>													
KCSS	2004-05	144.00	621.00	729.00	1,350.00	4.48	4.03	4.70	4.36	32.16	154.22	155.11	309.40
KCSS	2005-06	222.00	609.00	549.00	1,158.00	1.66	3.16	3.69	3.42	133.47	192.82	148.72	338.11
KCSS	2006-07	210.00	0.00	0.00	0.00	2.05	0.00	0.00	0.00	102.36			

FERRIS STATE UNIVERSITY

Student Credit Hours (SCH), Full Time Equated Faculty (FTEF) and SCH/FTEF Aggregated by Course Prefix within College and Department

Prefix	Year	<u>Student Credit Hours</u>				<u>Full Time Equated Faculty</u>				<u>SCH/FTEF</u>			
		Summer	Fall	Winter	F + W (a)	Summer	Fall	Winter	Avg F + W (b)	Summer	Fall	Winter	F + W (a / b)
<u>Kendall College of Art-Design</u>													
<u>Design Studies</u>													
KCDM	2006-07	0.00	135.00	204.00	339.00	0.00	1.33	1.93	1.63		101.50	105.97	208.29
KCDM	2007-08	93.00	738.00	804.00	1,542.00	1.20	8.47	7.66	8.07	77.50	87.11	104.96	191.17
KCDM	2008-09	108.00	888.00	810.00	1,698.00	2.09	9.74	9.40	9.57	51.67	91.20	86.20	177.49
KCDS	2006-07	0.00	462.00	447.00	909.00	0.00	2.83	3.90	3.37		163.25	114.52	270.00
KCDS	2007-08	141.00	432.00	369.00	801.00	0.29	2.91	2.83	2.87	493.01	148.45	130.24	278.93
KCDS	2008-09	168.00	426.00	360.00	786.00	0.16	3.22	3.00	3.11	1,069.09	132.16	120.13	252.73
KCFD	2006-07	0.00	210.00	231.00	441.00	0.00	2.58	2.50	2.54		81.40	92.40	173.62
KCFD	2007-08	6.00	231.00	249.00	480.00	0.00	2.97	2.50	2.73		77.78	99.60	175.50
KCFD	2008-09	6.00	252.00	222.00	474.00	0.00	2.66	2.83	2.75		94.62	78.54	172.68
KCGD	2007-08	105.00	1,395.00	1,288.00	2,683.00	1.36	11.99	10.15	11.07	77.09	116.35	126.90	242.37
KCGD	2008-09	105.00	1,629.00	1,618.00	3,247.00	0.88	12.75	13.31	13.03	119.32	127.75	121.56	249.18
KCHP	2006-07	0.00	15.00	9.00	24.00	0.00	0.33	0.11	0.22		45.00	81.82	108.27
KCHP	2007-08	6.00	0.00	18.00	18.00	0.17	0.00	0.17	0.08	36.36		109.09	218.18
KCHP	2008-09	0.00	15.00	33.00	48.00	0.00	0.17	0.45	0.31		90.91	73.88	156.95
KCID	2006-07	0.00	1,287.00	1,152.00	2,439.00	0.00	8.87	9.61	9.24		145.10	119.88	263.96
KCID	2007-08	243.00	1,302.00	1,236.00	2,538.00	2.07	9.96	8.80	9.38	117.39	130.72	140.45	270.58
KCID	2008-09	168.00	1,317.00	1,149.00	2,466.00	1.28	9.32	9.30	9.31	130.96	141.26	123.50	264.78
KCIL	2006-07	0.00	642.00	570.00	1,212.00	0.00	6.70	5.21	5.95		95.82	109.48	203.58
KCIL	2007-08	54.00	600.00	633.00	1,233.00	1.33	5.66	5.33	5.50	40.60	106.01	118.69	224.32
KCIL	2008-09	82.00	666.00	763.00	1,429.00	0.99	5.99	6.24	6.11	82.83	111.25	122.34	233.82
KCIN	2006-07	0.00	384.00	504.00	888.00	0.00	3.31	5.13	4.22		116.01	98.25	210.43
KCIN	2007-08	21.00	414.00	568.00	982.00	0.33	4.65	4.98	4.82	63.64	89.03	114.06	203.95
KCIN	2008-09	45.00	486.00	486.00	972.00	0.66	5.31	5.39	5.35	68.18	91.53	90.17	181.68

FERRIS STATE UNIVERSITY

Student Credit Hours (SCH), Full Time Equated Faculty (FTEF) and SCH/FTEF Aggregated by Course Prefix within College and Department

Prefix	Year	<u>Student Credit Hours</u>				<u>Full Time Equated Faculty</u>				<u>SCH/FTEF</u>			
		Summer	Fall	Winter	F + W (a)	Summer	Fall	Winter	Avg F + W (b)	Summer	Fall	Winter	F + W (a / b)
<u>Kendall College of Art-Design</u>													
<u>Design Studies</u>													
KCVC	2006-07	0.00	1,932.00	1,857.00	3,789.00	0.00	19.52	20.15	19.84		98.95	92.17	191.01
KCVC	2007-08	21.00	0.00	0.00	0.00	0.00	0.00	0.00	0.00				
KDES	2006-07	0.00	0.00	48.00	48.00	0.00	0.00	0.58	0.29			82.29	164.57
KDES	2007-08	45.00	21.00	48.00	69.00	0.79	0.48	0.99	0.74	56.82	43.45	48.32	93.45
KDES	2008-09	39.00	42.00	87.00	129.00	0.99	0.66	1.31	0.99	39.39	63.32	66.24	130.52
<u>Fine Arts-Foundation</u>													
KCED	2006-07	0.00	87.00	81.00	168.00	0.00	1.57	0.87	1.22		55.36	93.27	137.71
KCED	2007-08	0.00	102.00	146.00	248.00	0.00	0.83	0.99	0.91		122.22	146.97	271.33
KCED	2008-09	0.00	224.00	153.00	377.00	0.00	1.37	2.25	1.81		164.04	68.00	208.54
KCFA	2006-07	0.00	654.00	669.00	1,323.00	0.00	6.85	5.65	6.25		95.47	118.51	211.75
KCFA	2007-08	108.00	723.00	747.00	1,470.00	0.91	6.73	5.11	5.92	118.52	107.42	146.18	248.29
KCFA	2008-09	243.00	819.00	887.00	1,706.00	1.89	7.28	8.38	7.83	128.69	112.45	105.88	217.87
KCFN	2006-07	0.00	1,614.00	1,209.00	2,823.00	0.00	11.35	9.24	10.29		142.23	130.90	274.30
KCFN	2007-08	36.00	1,992.00	1,317.00	3,309.00	0.74	13.97	10.67	12.32	48.40	142.59	123.42	268.59
KCFN	2008-09	54.00	2,175.00	1,533.00	3,708.00	0.76	15.76	12.98	14.37	70.89	138.02	118.11	258.05
KCMJ	2006-07	0.00	123.00	159.00	282.00	0.00	2.33	2.66	2.49		52.79	59.85	113.10
KCMJ	2007-08	12.00	150.00	169.00	319.00	0.30	3.34	3.00	3.17	40.00	44.91	56.33	100.63
KCMJ	2008-09	1.00	181.00	223.00	404.00	0.33	4.00	3.58	3.79	3.03	45.25	62.29	106.60
KCPA	2006-07	0.00	198.00	228.00	426.00	0.00	1.13	2.50	1.81		175.50	91.20	234.83
KCPA	2007-08	0.00	249.00	318.00	567.00	0.00	1.59	2.06	1.83		156.50	154.37	310.59
KCPA	2008-09	0.00	282.00	336.00	618.00	0.00	1.57	2.19	1.88		179.77	153.72	329.21
KCPH	2006-07	0.00	300.00	363.00	663.00	0.00	2.75	3.13	2.94		109.29	115.95	225.68
KCPH	2007-08	42.00	345.00	417.00	762.00	0.66	2.69	2.64	2.66	63.64	128.24	158.11	286.05

FERRIS STATE UNIVERSITY

Student Credit Hours (SCH), Full Time Equated Faculty (FTEF) and SCH/FTEF Aggregated by Course Prefix within College and Department

Prefix	Year	<u>Student Credit Hours</u>				<u>Full Time Equated Faculty</u>				<u>SCH/FTEF</u>			
		Summer	Fall	Winter	F + W (a)	Summer	Fall	Winter	Avg F + W (b)	Summer	Fall	Winter	F + W (a / b)
<u>Kendall College of Art-Design</u>													
<u>Fine Arts-Foundation</u>													
KCPH	2008-09	30.00	384.00	468.00	852.00	0.33	3.06	3.34	3.20	90.91	125.70	139.97	266.31
KCSF	2006-07	0.00	195.00	273.00	468.00	0.00	2.94	3.60	3.27		66.24	75.83	143.04
KCSF	2007-08	21.00	258.00	270.00	528.00	0.33	3.82	3.67	3.75	63.64	67.48	73.60	140.96
KCSF	2008-09	24.00	267.00	246.00	513.00	0.33	4.00	4.00	4.00	72.73	66.78	61.45	128.22
<u>Liberal Arts-Sci-Arts History</u>													
KCAH	2006-07	0.00	1,480.00	1,341.00	2,821.00	0.00	5.32	5.53	5.43		278.02	242.56	519.91
KCAH	2007-08	270.00	1,587.00	1,552.00	3,139.00	1.33	5.66	5.16	5.41	203.01	280.39	300.85	580.29
KCAH	2008-09	294.00	1,809.00	1,669.00	3,478.00	1.22	6.41	6.33	6.37	240.98	282.22	263.67	546.00
KCED	2007-08	0.00	8.00	0.00	8.00	0.00	0.11	0.00	0.05		76.00		152.00
KCED	2008-09	3.00	0.00	0.00	0.00	0.00	0.00	0.00	0.00				
KCHP	2006-07	0.00	0.00	6.00	6.00	0.00	0.00	0.11	0.06			54.55	109.09
KCHU	2006-07	0.00	1,100.00	921.00	2,021.00	0.00	7.54	4.54	6.04		145.82	202.79	334.46
KCHU	2007-08	321.00	1,473.00	1,303.00	2,776.00	1.76	7.87	6.61	7.24	182.91	187.09	196.98	383.20
KCHU	2008-09	471.00	1,713.00	1,336.00	3,049.00	2.76	8.93	7.87	8.40	170.34	191.90	169.72	363.01
KCSC	2006-07	0.00	354.00	357.00	711.00	0.00	1.99	2.16	2.07		178.04	165.28	342.79
KCSC	2007-08	93.00	420.00	528.00	948.00	0.96	2.51	2.84	2.67	96.88	167.33	185.92	354.39
KCSC	2008-09	114.00	504.00	480.00	984.00	1.33	2.51	2.50	2.50	86.04	201.20	192.00	393.21
KCSS	2006-07	0.00	648.00	555.00	1,203.00	0.00	3.56	3.87	3.71		182.19	143.54	324.12
KCSS	2007-08	179.00	405.00	441.00	846.00	0.99	2.16	2.21	2.18	180.81	187.79	199.55	387.48
KCSS	2008-09	189.00	540.00	447.00	987.00	1.54	2.65	3.05	2.85	122.73	203.77	146.64	346.42

FERRIS STATE UNIVERSITY

Student Credit Hours (SCH), Full Time Equated Faculty (FTEF) and SCH/FTEF Aggregated by Course Prefix within College and Department

Prefix	Year	<u>Student Credit Hours</u>				<u>Full Time Equated Faculty</u>				<u>SCH/FTEF</u>			
		Summer	Fall	Winter	F + W (a)	Summer	Fall	Winter	Avg F + W (b)	Summer	Fall	Winter	F + W (a / b)
<u>Michigan College of Optometry</u>													
<u>MI College of Optometry</u>													
OPTM	2006-07	0.00	2,459.00	2,432.00	4,891.00	0.00	17.60	19.26	18.43		139.76	126.28	265.42
OPTM	2007-08	838.00	2,572.00	2,446.00	5,018.00	15.01	19.36	20.20	19.78	55.84	132.87	121.09	253.71
OPTM	2008-09	1,056.00	2,625.00	2,537.00	5,162.00	16.51	19.55	20.41	19.98	63.97	134.24	124.30	258.33

FERRIS STATE UNIVERSITY

Student Credit Hours (SCH), Full Time Equated Faculty (FTEF) and SCH/FTEF Aggregated by Course Prefix within College and Department

Prefix	Year	<u>Student Credit Hours</u>				<u>Full Time Equated Faculty</u>				<u>SCH/FTEF</u>			
		Summer	Fall	Winter	F + W (a)	Summer	Fall	Winter	Avg F + W (b)	Summer	Fall	Winter	F + W (a / b)
<u>University College</u>													
<u>Developmental Programs & Curriculum</u>													
CARE	2004-05	0.00	270.00	120.00	390.00	0.00	0.99	0.67	0.83		273.42	180.00	471.54
CARE	2005-06	0.00	258.00	111.00	369.00	0.00	0.85	0.67	0.76		303.53	166.50	486.59
DIST	2004-05	0.00	35.00	31.00	66.00	0.00	0.08	0.08	0.08		437.50	387.50	825.00
DIST	2005-06	0.00	16.00	43.00	59.00	0.00	0.06	0.08	0.07		256.00	537.50	828.07
DIST	2006-07	3.00	0.00	0.00	0.00	0.00	0.00	0.00	0.00				
FSUH	2004-05	0.00	28.00	41.00	69.00	0.00	0.00	0.43	0.21			95.37	321.00
FSUS	2004-05	0.00	1,512.00	143.00	1,655.00	0.00	6.96	0.70	3.83		217.33	203.64	432.15
FSUS	2005-06	0.00	1,759.00	221.00	1,980.00	0.00	7.80	0.82	4.31		225.64	269.51	459.62
FSUS	2006-07	1.00	0.00	0.00	0.00	0.00	0.00	0.00	0.00				
HNRS	2004-05	0.00	200.00	0.00	200.00	0.00	0.40	0.00	0.20		500.00		1,000.00
HNRS	2005-06	0.00	212.00	0.00	212.00	0.00	0.54	0.00	0.27		391.56		783.11
IEPG	2004-05	144.00	248.00	188.00	436.00	2.75	2.00	2.25	2.13	52.36	124.00	83.56	205.18
IEPG	2005-06	152.00	156.00	88.00	244.00	2.00	2.00	1.00	1.50	76.00	78.00	88.00	162.67
IEPG	2006-07	12.00	0.00	0.00	0.00	0.00	0.00	0.00	0.00				
NASE	2004-05	12.00	122.00	93.00	215.00	0.00	0.00	0.00	0.00				
NASE	2005-06	12.00	42.00	0.00	42.00	0.00	0.00	0.00	0.00				
ORSA	2004-05	12.00	24.00	52.00	76.00	0.00	0.00	0.00	0.00				
ORSA	2005-06	6.00	26.00	0.00	26.00	0.00	0.00	0.00	0.00				
ORSA	2006-07	27.00	0.00	0.00	0.00	0.00	0.00	0.00	0.00				
READ	2004-05	0.00	1,068.00	261.00	1,329.00	0.00	4.66	2.47	3.56		229.42	105.81	373.22
READ	2005-06	0.00	1,230.00	408.00	1,638.00	0.00	3.99	2.75	3.37		308.46	148.36	486.23
UNCP	2004-05	0.00	359.00	60.00	419.00	0.00	1.36	0.38	0.87		264.32	156.98	481.49
UNCP	2005-06	0.00	120.00	26.00	146.00	0.00	0.40	0.19	0.30		300.00	136.05	493.98

FERRIS STATE UNIVERSITY

Student Credit Hours (SCH), Full Time Equated Faculty (FTEF) and SCH/FTEF Aggregated by Course Prefix within College and Department

Prefix	Year	<u>Student Credit Hours</u>				<u>Full Time Equated Faculty</u>				<u>SCH/FTEF</u>			
		Summer	Fall	Winter	F + W (a)	Summer	Fall	Winter	Avg F + W (b)	Summer	Fall	Winter	F + W (a / b)
<u>University College</u>													
<u>Developmental Programs & Curriculum</u>													
UNIV	2004-05	0.00	66.00	46.00	112.00	0.00	0.34	0.22	0.28		195.76	207.00	400.45
UNIV	2005-06	0.00	255.00	74.00	329.00	0.00	1.04	0.47	0.76		245.19	156.71	435.12
<u>Developmental Progs-Curr</u>													
CARE	2006-07	0.00	267.00	60.00	327.00	0.00	0.58	0.25	0.42		458.37	240.00	785.59
CARE	2007-08	0.00	261.00	60.00	321.00	0.00	0.50	0.25	0.37		527.27	240.00	861.74
CARE	2008-09	0.00	264.00	60.00	324.00	0.00	1.08	0.17	0.62		245.58	363.64	522.58
DIST	2006-07	0.00	24.00	40.00	64.00	0.00	0.00	0.11	0.06			360.00	1,152.00
DIST	2007-08	7.00	30.00	21.00	51.00	0.00	0.00	0.00	0.00				
DIST	2008-09	0.00	46.00	73.00	119.00	0.00	0.00	0.24	0.12			304.17	991.67
FSUS	2006-07	0.00	1,427.00	188.00	1,615.00	0.00	7.00	0.91	3.96		203.74	206.59	408.14
FSUS	2007-08	0.00	1,417.00	185.00	1,602.00	0.00	8.65	0.98	4.81		163.86	189.68	332.96
FSUS	2008-09	0.00	1,517.00	215.00	1,732.00	0.00	7.42	0.65	4.04		204.53	329.25	429.24
HNRS	2006-07	0.00	191.00	0.00	191.00	0.00	0.54	0.00	0.27		354.56		709.13
HNRS	2007-08	0.00	213.00	0.00	213.00	0.00	0.98	0.00	0.49		217.41		434.83
HNRS	2008-09	0.00	235.00	0.00	235.00	0.00	1.12	0.00	0.56		210.55		421.11
IEPG	2006-07	0.00	12.00	0.00	12.00	0.00	0.00	0.00	0.00				
NASE	2006-07	0.00	44.00	58.00	102.00	0.00	0.00	0.00	0.00				
NASE	2007-08	6.00	133.00	83.00	216.00	0.00	0.00	0.00	0.00				
NASE	2008-09	0.00	68.00	37.00	105.00	0.00	0.00	0.00	0.00				
ORSA	2006-07	0.00	0.00	13.00	13.00	0.00	0.00	0.00	0.00				
ORSA	2007-08	4.00	40.00	80.00	120.00	0.00	0.00	0.00	0.00				
ORSA	2008-09	41.00	24.00	54.00	78.00	0.00	0.00	0.00	0.00				

FERRIS STATE UNIVERSITY

Student Credit Hours (SCH), Full Time Equated Faculty (FTEF) and SCH/FTEF Aggregated by Course Prefix within College and Department

Prefix	Year	<u>Student Credit Hours</u>				<u>Full Time Equated Faculty</u>				<u>SCH/FTEF</u>			
		Summer	Fall	Winter	F + W (a)	Summer	Fall	Winter	Avg F + W (b)	Summer	Fall	Winter	F + W (a / b)
<u>University College</u>													
<u>Developmental Progs-Curr</u>													
READ	2006-07	0.00	1,161.00	327.00	1,488.00	0.00	3.80	2.67	3.23		305.53	122.63	460.21
READ	2007-08	0.00	1,311.00	366.00	1,677.00	0.00	4.55	2.67	3.61		288.13	137.25	464.76
READ	2008-09	0.00	1,299.00	414.00	1,713.00	0.00	5.05	2.57	3.81		257.23	161.30	449.80
UNCP	2006-07	0.00	174.00	30.00	204.00	0.00	0.61	0.16	0.39		282.93	187.50	526.45
UNCP	2007-08	0.00	195.00	76.00	271.00	0.00	0.53	0.49	0.51		367.92	154.05	529.64
UNCP	2008-09	0.00	174.00	60.00	234.00	0.00	0.70	0.47	0.59		248.57	126.76	398.86
UNIV	2006-07	0.00	136.00	53.00	189.00	0.00	0.66	0.38	0.52		206.06	138.66	362.69
UNIV	2007-08	0.00	138.00	55.00	193.00	0.00	0.42	0.39	0.41		328.57	140.72	476.04
UNIV	2008-09	0.00	198.00	44.00	242.00	0.00	1.18	0.80	0.99		168.37	55.00	244.94

FERRIS STATE UNIVERSITY

Ranked Listing of Student Credit Hours (SCH) / Full Time Equated Faculty (FTEF) Aggregated by College Fall + Winter Semesters 2008-2009

College	Student Credit Hours/ Full Time Equated Faculty
College of Arts and Sciences	585.33
College of Business	580.78
College of Allied Health	501.69
University College	446.24
College of Pharmacy	443.83
College of Education-Human Ser	358.90
College of Technology	353.05
Coll of Engineering Technology	336.40
College of Prof-Tech Studies	320.74
Kendall College of Art-Design	259.73
Michigan College of Optometry	258.33

FERRIS STATE UNIVERSITY

Ranked Listing of Student Credit Hours (SCH) / Full Time Equated Faculty (FTEF) Aggregated by Department Fall + Winter Semesters 2008-2009

Department	Student Credit Hours/ Full Time Equated Faculty (SCH/FTEF)
Physical Sciences	706.18
Biology	668.12
Mathematics	625.82
Management	620.40
Social Sciences Dept	613.58
Account, Finance, Info Systems	596.94
Humanities	589.44
Sports, Entertain, Hospt. Mgmt	574.04
Dental Hygiene-Medical Imaging	531.59
Clinical Lab-Resp Care-Hlth Ad	524.29
Marketing	513.71
Arch Tech-Facilities Mgmt	459.70
Construction Tech-Mgmt	456.78

FERRIS STATE UNIVERSITY

Ranked Listing of Student Credit Hours (SCH) / Full Time Equated Faculty (FTEF) Aggregated by Department Fall + Winter Semesters 2008-2009

Department	Student Credit Hours/ Full Time Equated Faculty (SCH/FTEF)
Languages and Literature	452.27
Developmental Progs-Curr	446.24
Pharmacy	443.83
Recreation, Leisure Serv-Well	438.96
Criminal Justice	430.63
School of Nursing	427.81
Liberal Arts-Sci-Arts History	422.35
Welding Eng Tech	395.27
Mechanical Design	369.72
Manufacturing Eng Tech	332.23
HVACR	325.14
HVARC	325.10
Professional-Tech Studies	320.74

FERRIS STATE UNIVERSITY

Ranked Listing of Student Credit Hours (SCH) / Full Time Equated Faculty (FTEF) Aggregated by Course Prefix Fall + Winter Semesters 2008-2009

Course Description	Course Prefix	Student Credit Hours/ Full Time Equated Faculty (SCH/FTEF)
Professional Golf Management	PGMG	2,825.14
Pharmacy Administration	PHAD	1,093.43
Directed Studies	DIST	991.67
Professional Tennis Management	PTMG	966.35
Film	FILM	936.00
Humanities	HUMN	931.30
Economics	ECON	923.89
Social Sciences	SSCI	887.44
Anthropology	ANTH	869.49
Art History	ARTH	836.00
Psychology	PSYC	798.22
Pharmaceutics	PHAR	783.13
Military Science	MSCI	754.77
African American Studies	AFAM	744.00

FERRIS STATE UNIVERSITY

Ranked Listing of Student Credit Hours (SCH) / Full Time Equated Faculty (FTEF) Aggregated by Course Prefix Fall + Winter Semesters 2008-2009

Course Description	Course Prefix	Student Credit Hours/ Full Time Equated Faculty (SCH/FTEF)
Physics	PHYS	730.40
Geography	GEOG	720.03
Chemistry	CHEM	718.99
Core Curriculum Health Sciences	CCHS	716.94
Sociology	SOCY	709.73
History	HIST	708.47
Biology	BIOL	702.77
Pharmacology	PHCL	699.24
Pharmaceutical Chemistry	PHCH	690.72
Accountancy	ACCT	690.38
Finance	FINC	686.55
Management	MGMT	682.53
Astronomy	ASTR	677.65
Business Law	BLAW	672.26

FERRIS STATE UNIVERSITY

Ranked Listing of Student Credit Hours (SCH) / Full Time Equated Faculty (FTEF) Aggregated by Course Prefix Fall + Winter Semesters 2008-2009

Course Description	Course Prefix	Student Credit Hours/ Full Time Equated Faculty (SCH/FTEF)
Metallurgy	MATL	661.57
Lit of the French World-Honors	FRNH	652.43
Advertising	ADVG	646.50
Mathematics	MATH	636.62
Health Care Systems Administration	HCSA	624.12
Information Security and Intel	ISIN	617.91
Radiography	RADI	607.07
Political Science	PLSC	599.79
Environmental Health and Safety Management	EHSM	585.46
Spanish	SPAN	585.14
Philosophy	PHIL	584.31
Geology	GEOL	584.00
Facilities Management	FMAN	579.12
Photography	PHOT	571.67

FERRIS STATE UNIVERSITY

Ranked Listing of Student Credit Hours (SCH) / Full Time Equated Faculty (FTEF) Aggregated by Course Prefix Fall + Winter Semesters 2008-2009

Course Description	Course Prefix	Student Credit Hours/ Full Time Equated Faculty (SCH/FTEF)
Computer Information Systems	ISYS	567.04
Communication	COMM	564.46
Humanities Honors	HUMH	552.00
Marketing	MKTG	550.88
Kendall College Art History	KCAH	546.00
Nuclear Medicine	NUCM	539.68
Statistics and Quantitative Methods	STQM	533.56
Communication Honors	COMH	532.99
Physical Science	PHSC	523.08
Career Exploration	CARE	522.58
Dental Hygiene	DHYG	521.64
German	GERM	520.00
Retailing	RETG	512.00
Engineering Graphics	ETEC	510.14

FERRIS STATE UNIVERSITY

Ranked Listing of Student Credit Hours (SCH) / Full Time Equated Faculty (FTEF) Aggregated by Course Prefix Fall + Winter Semesters 2008-2009

Course Description	Course Prefix	Student Credit Hours/ Full Time Equated Faculty (SCH/FTEF)
Public Relations	PREL	508.36
Music	MUSI	508.23
Art	ARTS	503.50
History Honors	HISH	493.33
Restaurant and Food Industry Management	RFIM	492.51
Hospitality Management	HOMT	489.56
Religions	RELG	489.00
Medical Record Information Systems	MRIS	488.81
Business	BUSN	488.00
Language	LANG	487.16
International Business	INTB	485.65
E-Commerce	ECOM	480.00
Construction Management	CONM	476.65
English	ENGL	457.27

FERRIS STATE UNIVERSITY

Ranked Listing of Student Credit Hours (SCH) / Full Time Equated Faculty (FTEF) Aggregated by Course Prefix Fall + Winter Semesters 2008-2009

Course Description	Course Prefix	Student Credit Hours/ Full Time Equated Faculty (SCH/FTEF)
English Professional	ENGP	457.04
Philosophy Honors	PHIH	456.00
Reading	READ	449.80
Mechanical Engineering Technology	MECH	449.80
Allied Health Science	CAHS	441.60
Recreation Management and Leisure Studies	RMLS	438.96
Graphic Design	GRDE	435.02
Literature Honors	LITH	430.75
Automotive Management	AMGT	430.36
Ferris State University Seminar	FSUS	429.24
Nursing	NURS	427.81
Criminal Justice	CRIM	427.10
Honors	HNRS	421.11
French	FREN	420.77

FERRIS STATE UNIVERSITY

Ranked Listing of Student Credit Hours (SCH) / Full Time Equated Faculty (FTEF) Aggregated by Course Prefix Fall + Winter Semesters 2008-2009

Course Description	Course Prefix	Student Credit Hours/ Full Time Equated Faculty (SCH/FTEF)
Psychology Honors	PSYH	420.00
Integrated Physical Sciences	INPS	416.40
Civil Engineering Technology	CETM	409.96
Architectural Technology	ARCH	404.06
Law	LLAW	400.36
University College Program	UNCP	398.86
Welding Engineering Technology	WELD	395.27
Music Industry Management	MIMG	395.16
Diagnostic Medical Sonography	SONO	393.46
Kendall College Science	KCSC	393.21
Digital Animation and Game Design	DAGD	388.17
Respiratory Care	RESP	375.82
Product Design Engineering Technology	PDET	372.50
Anthropology Honors	ANHH	371.25

FERRIS STATE UNIVERSITY

Ranked Listing of Student Credit Hours (SCH) / Full Time Equated Faculty (FTEF) Aggregated by Course Prefix Fall + Winter Semesters 2008-2009

Course Description	Course Prefix	Student Credit Hours/ Full Time Equated Faculty (SCH/FTEF)
Clinical Laboratory Science	CLLS	368.98
Journalism	JRNL	366.32
Education Language Arts	EDLA	363.19
Kendall College Humanities	KCHU	363.01
Building Construction	BCTM	360.80
Geographic Information Science	GISC	360.66
Master of Science Information Systems Management	MISM	358.17
Education Special Needs	ESPN	356.11
Heavy Equipment Service Engineering Technology	HSET	352.43
Manufacturing Engineering Technology	MFGE	349.01
Kendall College Social Science	KCSS	346.42
Real Estate	REAL	336.00
Civil Engineering	CENG	329.62
Kendall-Painting	KCPA	329.21

FERRIS STATE UNIVERSITY

Ranked Listing of Student Credit Hours (SCH) / Full Time Equated Faculty (FTEF) Aggregated by Course Prefix Fall + Winter Semesters 2008-2009

Course Description	Course Prefix	Student Credit Hours/ Full Time Equated Faculty (SCH/FTEF)
Computer Network and Systems	ECNS	328.21
Master of Business Administration	MMBA	328.08
Heating, Ventilation, Air Conditioning & Refrig Tec	HVAC	325.12
Pharmacy Practice	PHPR	322.86
Electrical and Electronics Engineering Technology	EEET	314.24
Literature	LITR	311.75
Education	EDUC	311.39
Surveying Engineering	SURE	302.82
Heavy Equipment Technology	HEQT	302.81
Education Reading Language Arts	ERLA	302.29
Automotive Service Technology	AUTO	277.80
Plastics Engineering Technology	PLTS	270.27
Education Physical Education	EDPE	267.30
Kendall Photography	KCPH	266.31

FERRIS STATE UNIVERSITY

Ranked Listing of Student Credit Hours (SCH) / Full Time Equated Faculty (FTEF) Aggregated by Course Prefix Fall + Winter Semesters 2008-2009

Course Description	Course Prefix	Student Credit Hours/ Full Time Equated Faculty (SCH/FTEF)
Kendall College Interior Design	KCID	264.78
Television Production	TVPR	258.95
Optometry	OPTM	258.33
Kendall College Foundation	KCFN	258.05
Kendall College Design Studies	KCDS	252.73
Kendall-Graphic Design	KCGD	249.18
Education-Get Promoted	EDGP	245.47
University	UNIV	244.94
Horticulture	HORT	242.13
Computer Science	CPSC	242.11
Printing Technology	PTEC	240.81
Social Work	SCWK	237.62
Kendall College Illustration	KCIL	233.82
CAD Drafting and Tool Design	CDTD	233.73

FERRIS STATE UNIVERSITY

Ranked Listing of Student Credit Hours (SCH) / Full Time Equated Faculty (FTEF) Aggregated by Course Prefix Fall + Winter Semesters 2008-2009

Course Description	Course Prefix	Student Credit Hours/ Full Time Equated Faculty (SCH/FTEF)
New Media Printing and Publishing	NMPP	230.17
Child Development	EDCD	227.47
Applied Science	APPS	225.16
Integrated Biology	INBI	224.00
Kendall College Fine Arts	KCFA	217.87
Kendall Education	KCED	208.54
Educational Career Technical Education	ECTE	208.44
Theatre	THTR	187.23
Kendall College Industrial Design	KCIN	181.68
Kendall College Digital Media	KCDM	177.49
Kendall College Furniture Design	KCFD	172.68
Printing Management	PMGT	169.53
Manufacturing Tooling Technology	MFGT	161.20
Kendall College Historic Preservation	KCHP	156.95

FERRIS STATE UNIVERSITY

Ranked Listing of Student Credit Hours (SCH) / Full Time Equated Faculty (FTEF) Aggregated by Course Prefix Fall + Winter Semesters 2008-2009

Course Description	Course Prefix	Student Credit Hours/ Full Time Equated Faculty (SCH/FTEF)
Pharmacognosy	PHCG	138.82
Kendall-Design	KDES	130.52
Kendall Sculpture/Functional Art	KCSF	128.22
Rubber Technology	RUBR	121.74
Kendall Metals/Jewelry Design	KCMJ	106.60
Software Engineering	SENG	101.33
Philanthropy Education	EDPH	

FERRIS STATE UNIVERSITY

Ranked Listing of Student Credit Hours (SCH) / Full Time Equated Faculty (FTEF) Aggregated by Department Fall + Winter Semesters 2008-2009

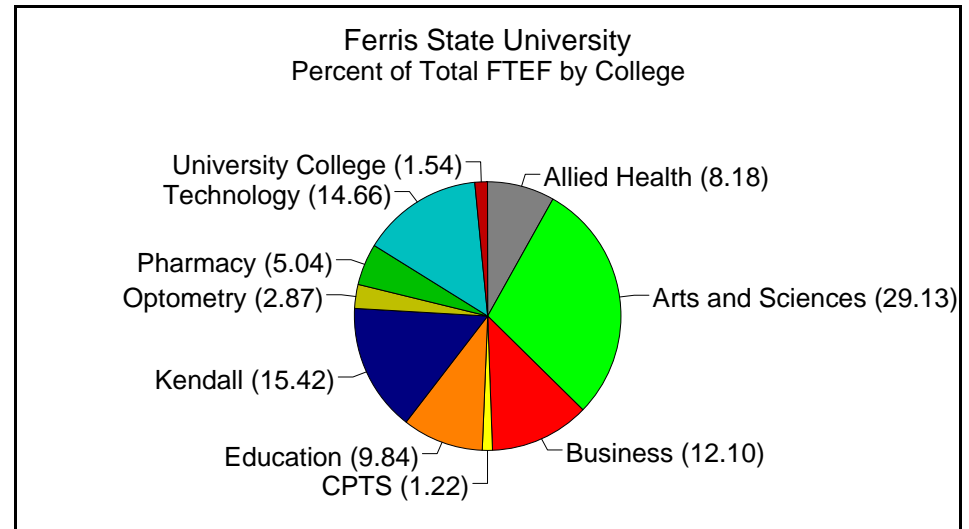
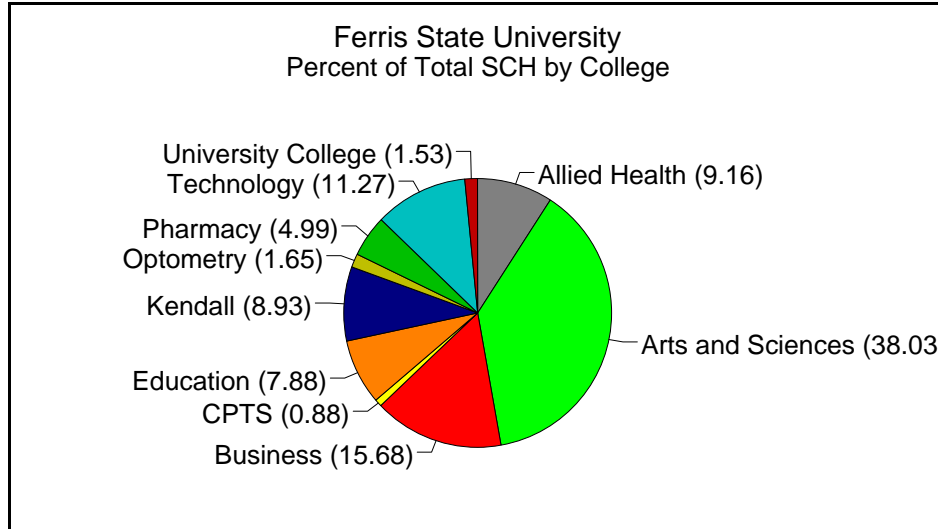
Department	Student Credit Hours/ Full Time Equated Faculty (SCH/FTEF)
EET-CNS	317.52
Surveying	315.69
Heavy Equipment	313.15
Automotive	309.41
School of Education Dept	297.84
Television Production	258.95
MI College of Optometry	258.33
Printing-Imaging Tech Mgmt	252.42
Plastics-Rubber	237.53
Design Studies	222.66
Fine Arts-Foundation	221.78

Ferris State University

Student Credit Hours (SCH) and Full Time Equated Faculty (FTEF) by College

Fall and Winter Terms Combined 2008-2009

By College



College	SCH	FTEF
Allied Health	28,619.00	57.05
Arts and Sciences	118,872.00	203.09
Business	49,003.00	84.37
CPTS	2,737.00	8.53
Education	24,626.00	68.61
Kendall	27,925.00	107.52
Optometry	5,162.00	19.98
Pharmacy	15,611.50	35.17
Technology	35,232.00	102.19
University College	4,782.00	10.72

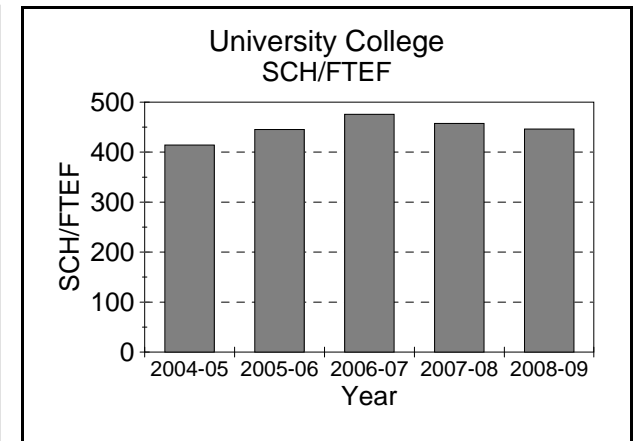
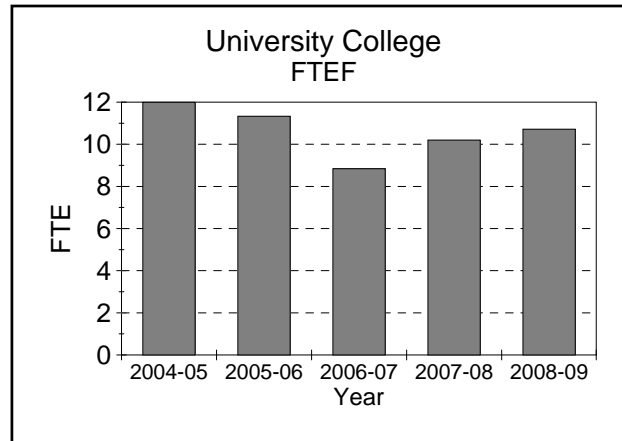
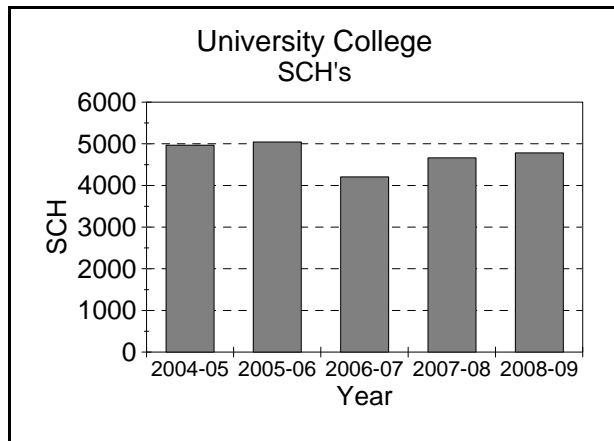
Source: Office of Institutional Research, g:\...fload\0708\prdupnie.rsl

Ferris State University

Student Credit Hours (SCH), Full Time Equated Faculty (FTEF) and SCH/FTEF Aggregated by College

Fall and Winter Terms Combined

University College



<u>Year</u>	<u>SCH</u>	<u>FTEF</u>	<u>SCH/FTEF</u>
2004-05	4,967.00	11.99	414.35
2005-06	5,045.00	11.33	445.33
2006-07	4,205.00	8.84	475.68
2007-08	4,664.00	10.20	457.29
2008-09	4,782.00	10.72	446.24

Caution: When viewing graphs, please note the differences in scales

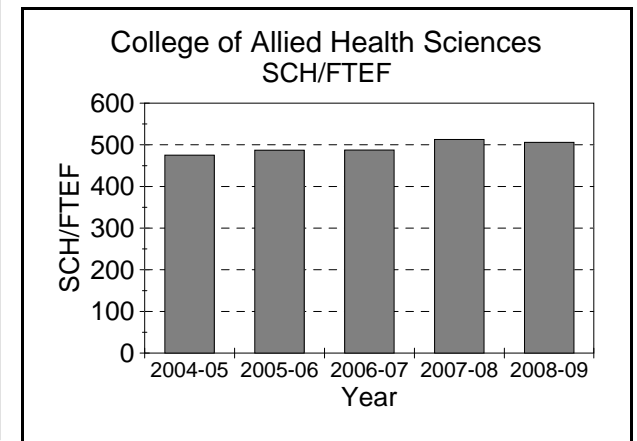
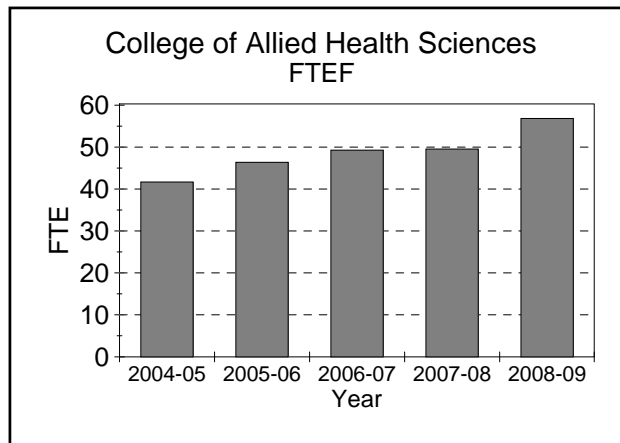
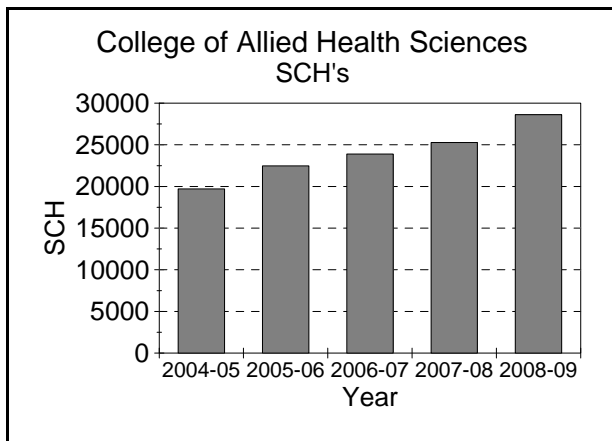
Source: Office of Institutional Research, g:\...fload\0809\prducgr.rsl

Ferris State University

Student Credit Hours (SCH), Full Time Equated Faculty (FTEF) and SCH/FTEF Aggregated by College

Fall and Winter Terms Combined

College of Allied Health Sciences



<u>Year</u>	<u>SCH</u>	<u>FTEF</u>	<u>SCH/FTEF</u>
2004-05	19,708.00	41.49	475.06
2005-06	22,471.00	46.14	487.03
2006-07	23,897.00	49.02	487.50
2007-08	25,276.00	49.30	512.68
2008-09	28,619.00	56.56	505.99

Caution: When viewing graphs, please note the differences in scales

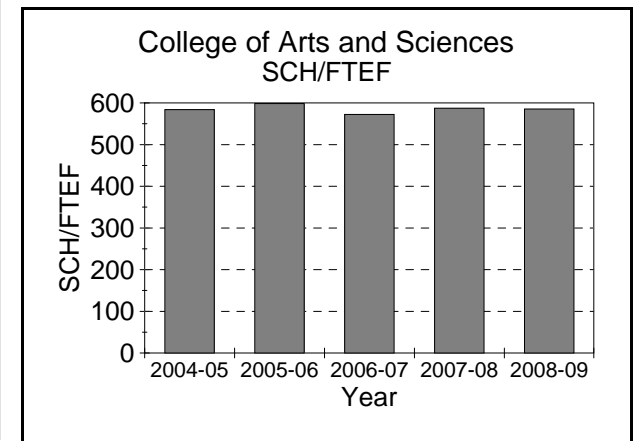
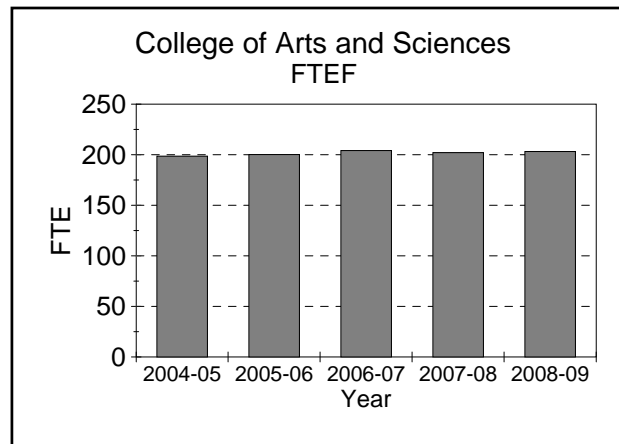
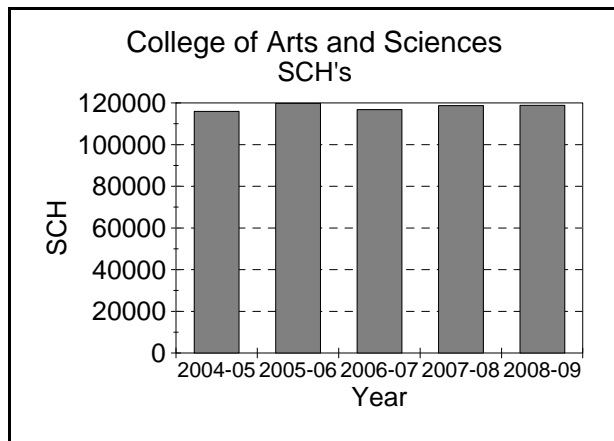
Source: Office of Institutional Research, g:\...\facload\0809\prdahgr.rsl

Ferris State University

Student Credit Hours (SCH), Full Time Equated Faculty (FTEF) and SCH/FTEF Aggregated by College

Fall and Winter Terms Combined

College of Arts and Sciences



<u>Year</u>	<u>SCH</u>	<u>FTEF</u>	<u>SCH/FTEF</u>
2004-05	115,927.00	198.60	583.73
2005-06	119,800.00	200.20	598.41
2006-07	116,801.00	204.09	572.31
2007-08	118,662.00	202.04	587.32
2008-09	118,872.00	203.09	585.33

Caution: When viewing graphs, please note the differences in scales

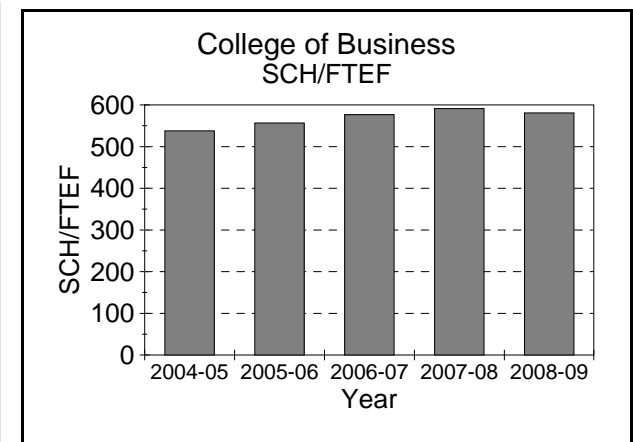
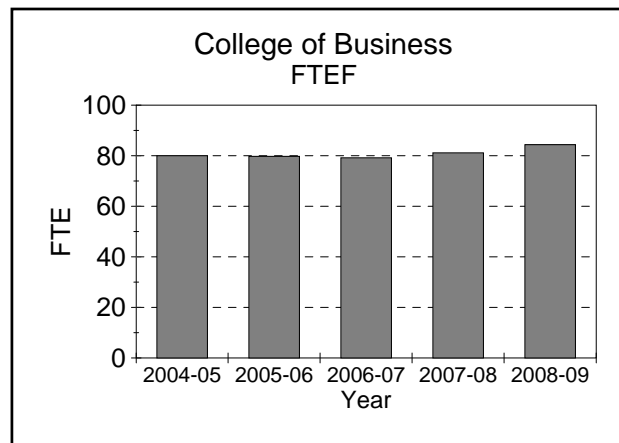
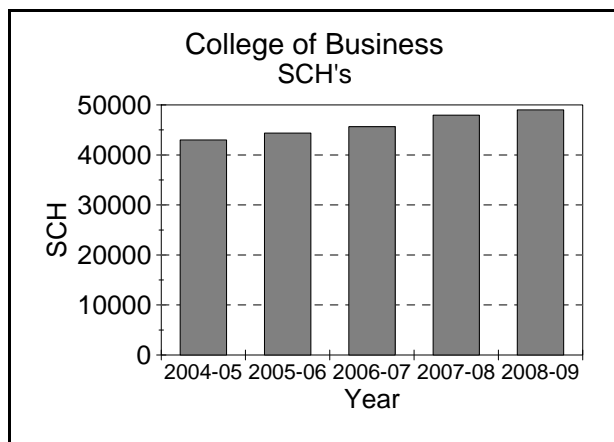
Source: Office of Institutional Research, g:\...fload\0809\prdasgr.rsl

Ferris State University

Student Credit Hours (SCH), Full Time Equated Faculty (FTEF) and SCH/FTEF Aggregated by College

Fall and Winter Terms Combined

College of Business



<u>Year</u>	<u>SCH</u>	<u>FTEF</u>	<u>SCH/FTEF</u>
2004-05	42,998.00	79.97	537.69
2005-06	44,382.00	79.73	556.65
2006-07	45,652.00	79.20	576.41
2007-08	47,956.00	81.13	591.07
2008-09	49,003.00	84.37	580.78

Caution: When viewing graphs, please note the differences in scales

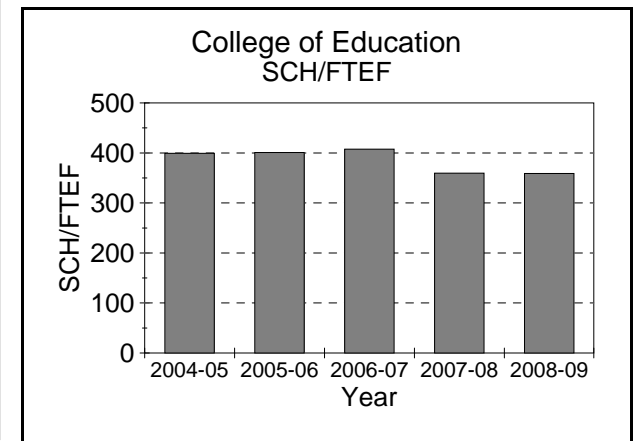
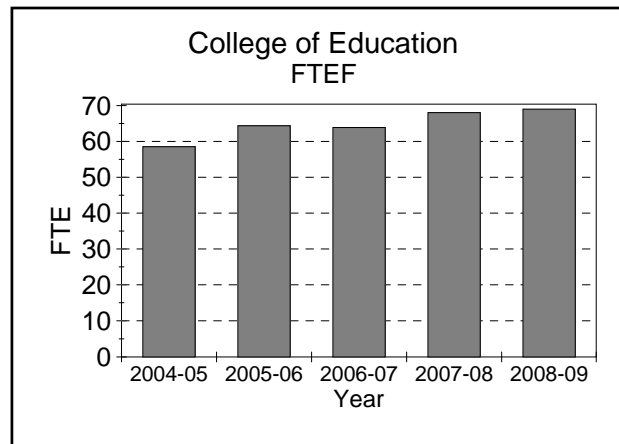
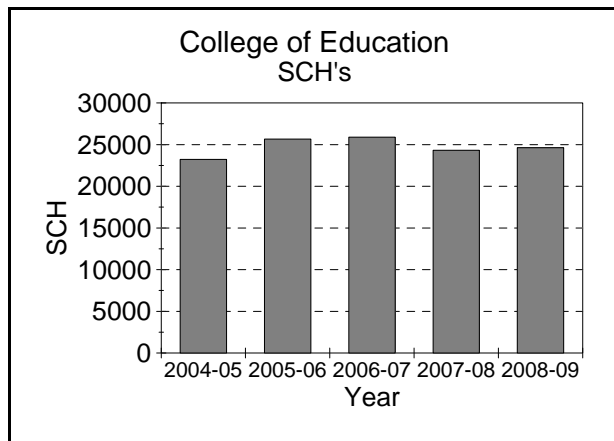
Source: Office of Institutional Research, g:\...fload\0809\prdbmgr.rsl

Ferris State University

Student Credit Hours (SCH), Full Time Equated Faculty (FTEF) and SCH/FTEF Aggregated by College

Fall and Winter Terms Combined

College of Education & Human Services



<u>Year</u>	<u>SCH</u>	<u>FTEF</u>	<u>SCH/FTEF</u>
2004-05	23,232.00	58.20	399.20
2005-06	25,653.00	64.02	400.71
2006-07	25,887.00	63.53	407.46
2007-08	24,324.00	67.67	359.47
2008-09	24,626.00	68.61	358.90

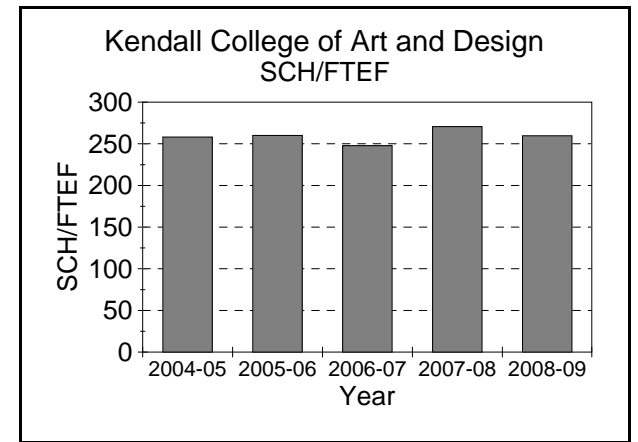
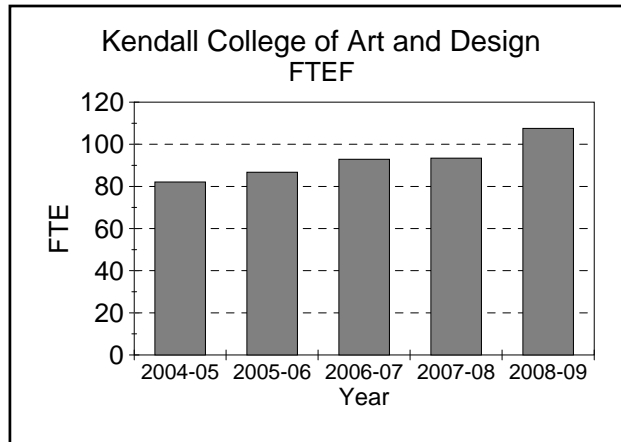
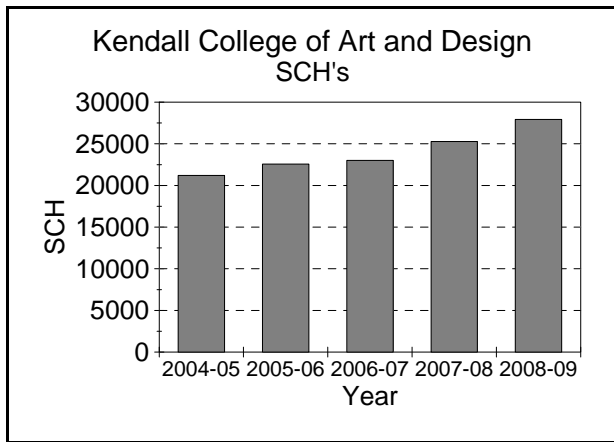
Caution: When viewing graphs, please note the differences in scales
Source: Office of Institutional Research, g:\...facload\0809\prdedgr.rsl

Ferris State University

Student Credit Hours (SCH), Full Time Equated Faculty (FTEF) and SCH/FTEF Aggregated by College

Fall and Winter Terms Combined

Kendall College of Art and Design



<u>Year</u>	<u>SCH</u>	<u>FTEF</u>	<u>SCH/FTEF</u>
2004-05	21,200.00	82.13	258.13
2005-06	22,561.00	86.75	260.08
2006-07	23,004.00	92.88	247.67
2007-08	25,266.00	93.38	270.57
2008-09	27,925.00	107.52	259.73

Caution: When viewing graphs, please note the differences in scales

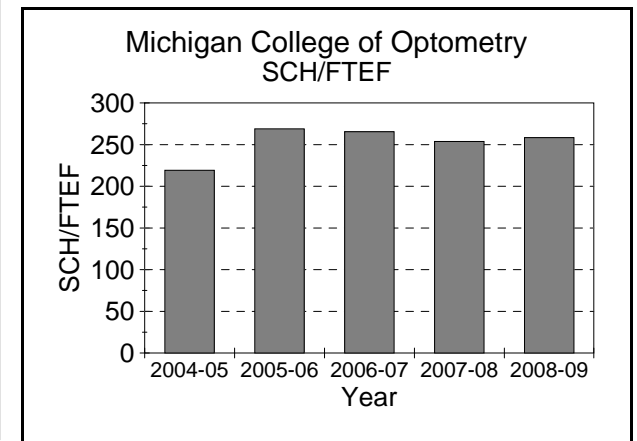
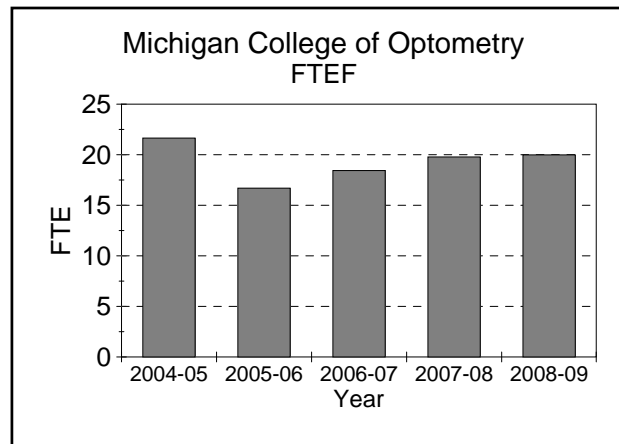
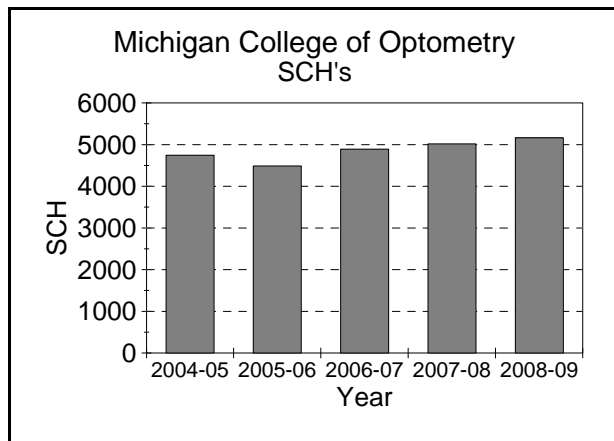
Source: Office of Institutional Research, g:\...load\0809\prdkcgr.rsl

Ferris State University

Student Credit Hours (SCH), Full Time Equated Faculty (FTEF) and SCH/FTEF Aggregated by College

Fall and Winter Terms Combined

Michigan College of Optometry



<u>Year</u>	<u>SCH</u>	<u>FTEF</u>	<u>SCH/FTEF</u>
2004-05	4,746.00	21.65	219.24
2005-06	4,488.00	16.69	268.85
2006-07	4,891.00	18.43	265.42
2007-08	5,018.00	19.78	253.71
2008-09	5,162.00	19.98	258.33

Caution: When viewing graphs, please note the differences in scales

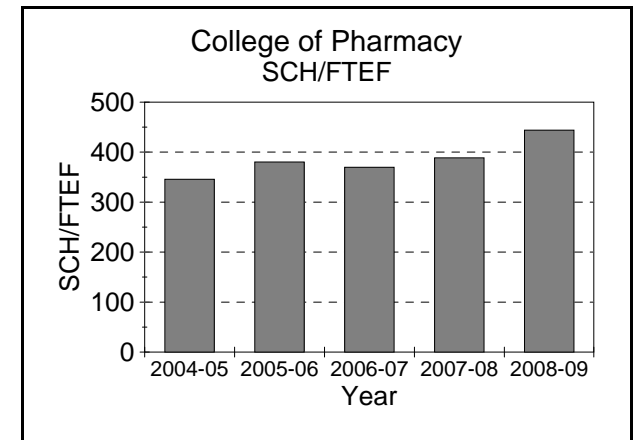
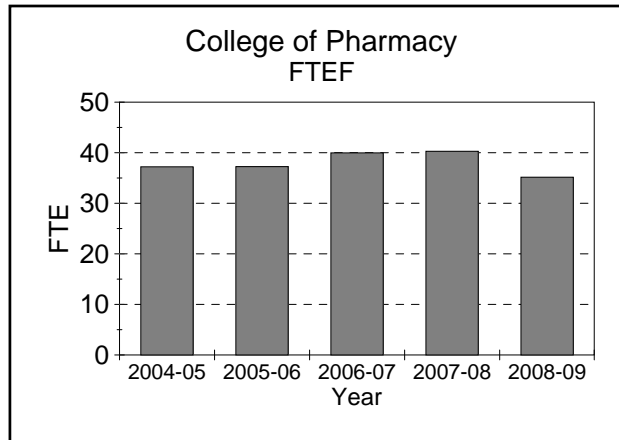
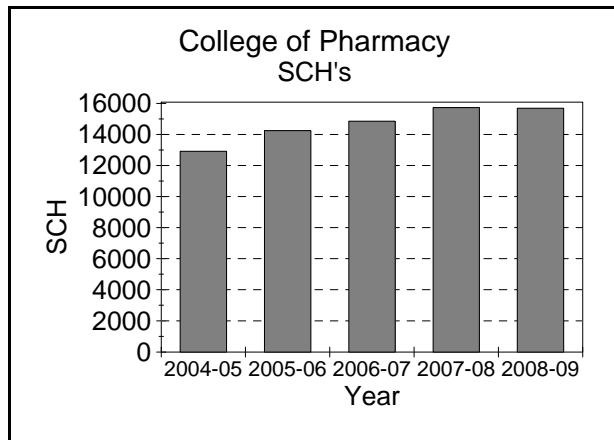
Source: Office of Institutional Research, g:\...facload\0809\prdogr.rsl

Ferris State University

Student Credit Hours (SCH), Full Time Equated Faculty (FTEF) and SCH/FTEF Aggregated by College

Fall and Winter Terms Combined

College of Pharmacy



<u>Year</u>	<u>SCH</u>	<u>FTEF</u>	<u>SCH/FTEF</u>
2004-05	12,860.00	37.21	345.61
2005-06	14,172.00	37.25	380.43
2006-07	14,777.50	39.97	369.67
2007-08	15,656.00	40.29	388.63
2008-09	15,611.50	35.17	443.83

Caution: When viewing graphs, please note the differences in scales

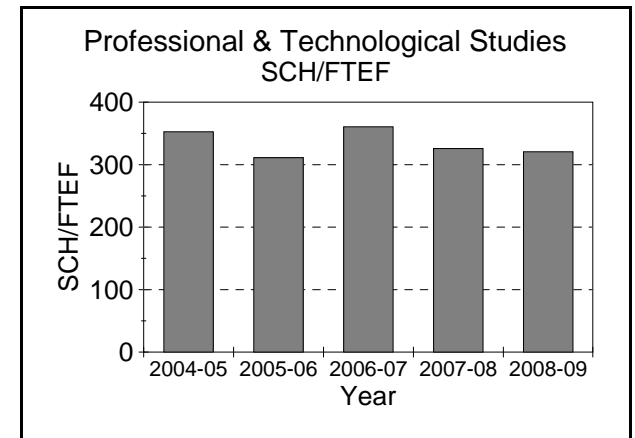
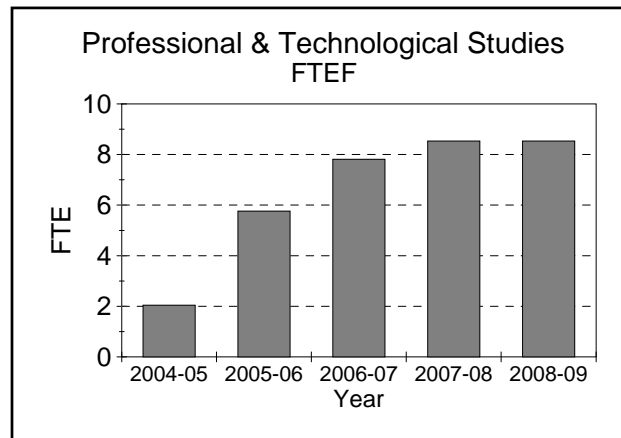
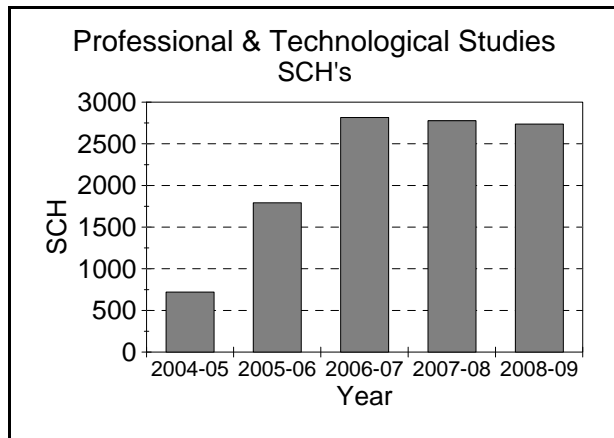
Source: Office of Institutional Research, g:\...\facload\0809\prdpngr.rsl

Ferris State University

Student Credit Hours (SCH), Full Time Equated Faculty (FTEF) and SCH/FTEF Aggregated by Department

Fall and Winter Terms Combined

College of Professional & Technological Studies



<u>Year</u>	<u>SCH</u>	<u>FTEF</u>	<u>SCH/FTEF</u>
2004-05	721.00	2.04	352.57
2005-06	1,791.00	5.76	311.21
2006-07	2,815.00	7.81	360.53
2007-08	2,777.00	8.53	325.66
2008-09	2,737.00	8.53	320.74

Caution: When viewing graphs, please note the differences in scales

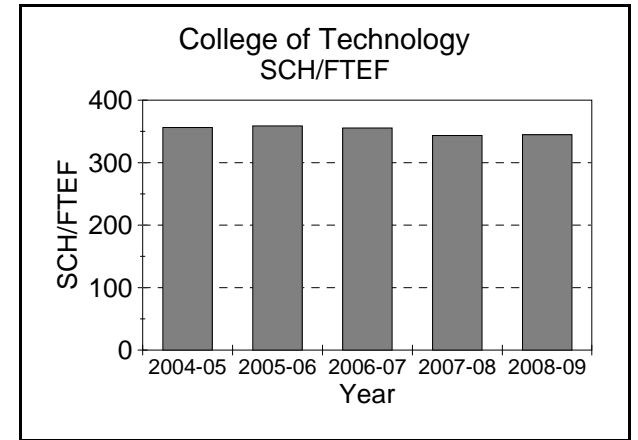
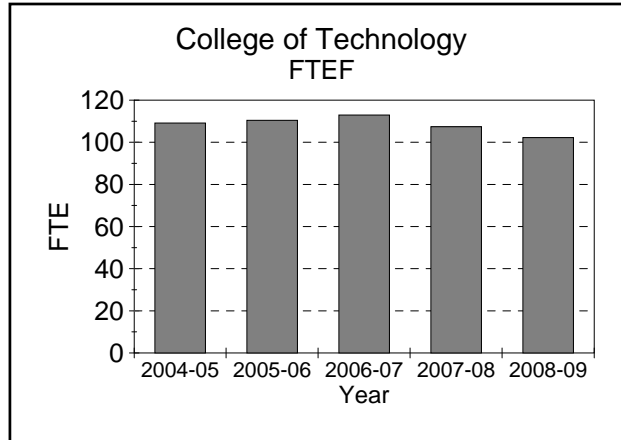
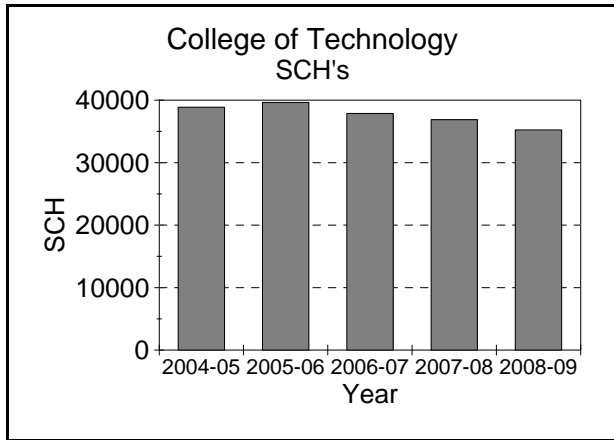
Source: Office of Institutional Research, g:\...fload\0809\prdpsgr.rsl

Ferris State University

Student Credit Hours (SCH), Full Time Equated Faculty (FTEF) and SCH/FTEF Aggregated by College

Fall and Winter Terms Combined

College of Technology



<u>Year</u>	<u>SCH</u>	<u>FTEF</u>	<u>SCH/FTEF</u>
2004-05	38,864.00	109.11	356.20
2005-06	39,642.00	110.46	358.88
2006-07	37,882.00	112.91	355.50
2007-08	36,881.00	107.42	343.32
2008-09	35,232.00	102.19	344.77

Caution: When viewing graphs, please note the differences in scales

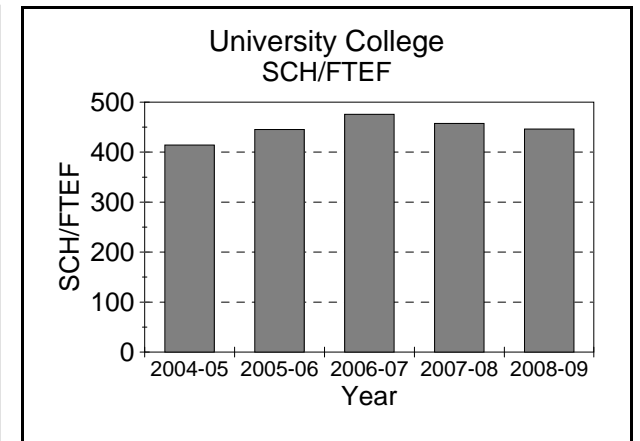
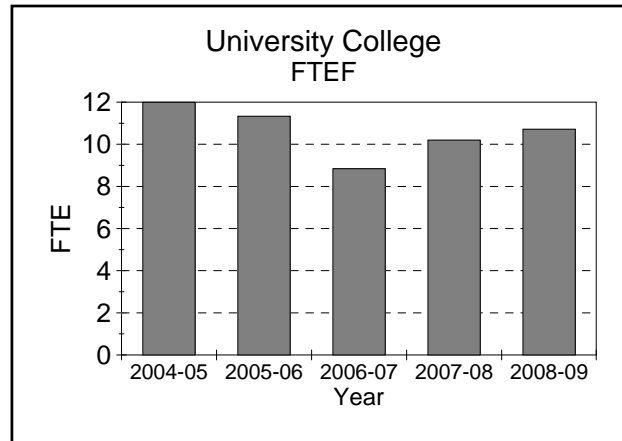
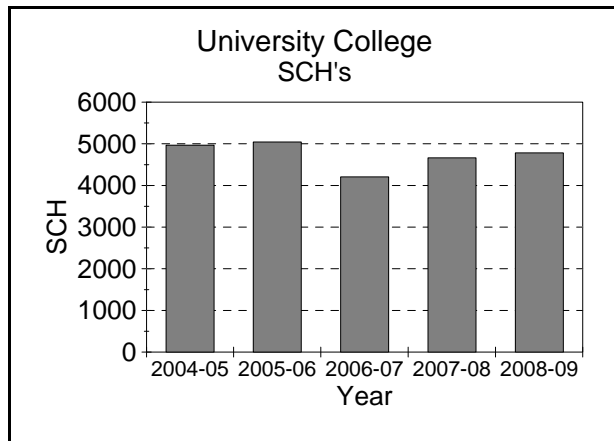
Source: Office of Institutional Research, g:\...\facload\0809\prdtgr.rsl

Ferris State University

Student Credit Hours (SCH), Full Time Equated Faculty (FTEF) and SCH/FTEF Aggregated by College

Fall and Winter Terms Combined

University College



<u>Year</u>	<u>SCH</u>	<u>FTEF</u>	<u>SCH/FTEF</u>
2004-05	4,967.00	11.99	414.35
2005-06	5,045.00	11.33	445.33
2006-07	4,205.00	8.84	475.68
2007-08	4,664.00	10.20	457.29
2008-09	4,782.00	10.72	446.24

Caution: When viewing graphs, please note the differences in scales

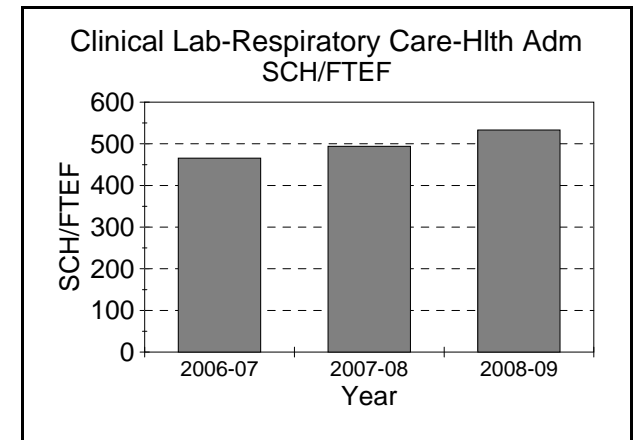
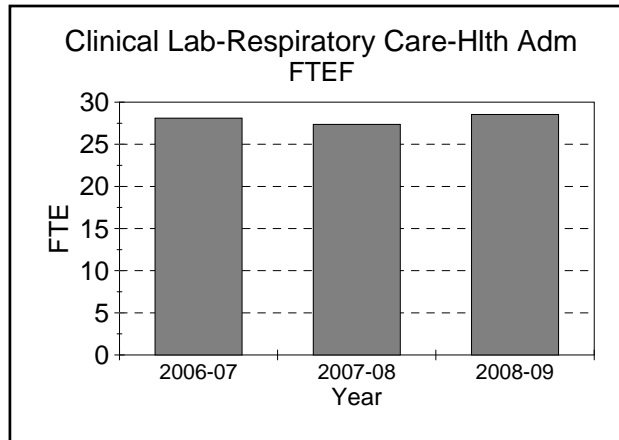
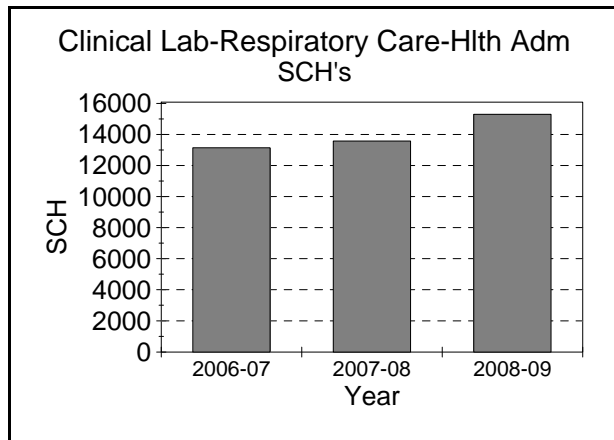
Source: Office of Institutional Research, g:\...fload\0809\prducgr.rsl

Ferris State University

Student Credit Hours (SCH), Full Time Equated Faculty (FTEF) and SCH/FTEF Aggregated by Department

Fall and Winter Terms Combined

Clinical Lab - Respiratory Care - Health Administration (College of Allied Health Sciences)



<u>Year</u>	<u>SCH</u>	<u>FTEF</u>	<u>SCH/FTEF</u>
2006-07	13,078.00	28.10	465.40
2007-08	13,514.00	27.36	493.98
2008-09	15,217.00	28.54	533.20

<< Prior to 2006-2007 see **Health Management** >>

Caution: When viewing graphs, please note the differences in scales

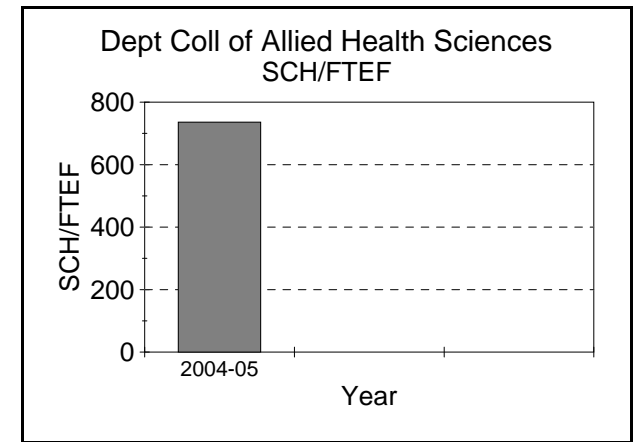
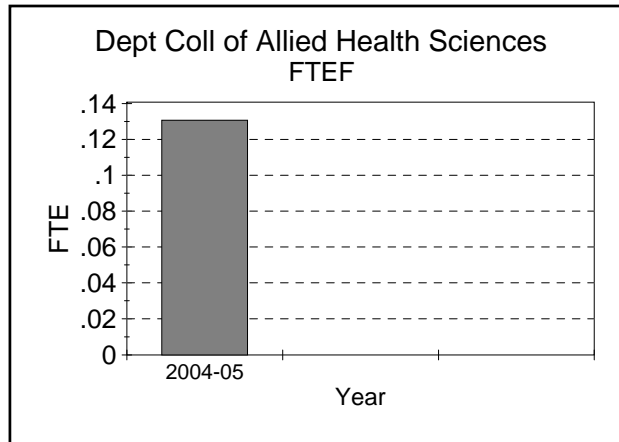
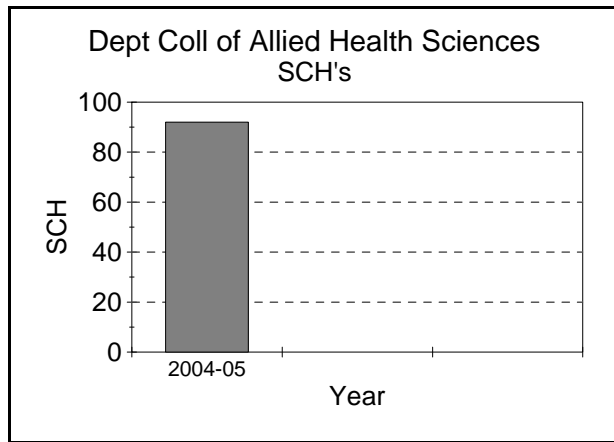
Source: Office of Institutional Research, g:\...\facload\0809\prdah1g.rsl

Ferris State University

Student Credit Hours (SCH), Full Time Equated Faculty (FTEF) and SCH/FTEF Aggregated by Department

Fall and Winter Terms Combined

College of Allied Health Sciences (College of Allied Health Sciences)



<u>Year</u>	<u>SCH</u>	<u>FTEF</u>	<u>SCH/FTEF</u>
2004-05	92.00	0.13	736.00

<< College of Allied Health Sciences Reorganized in 2005-06 >>
<< see detailed information for the FTE & SCH for the 2005-06 and 2006-07 data >>

Caution: When viewing graphs, please note the differences in scales

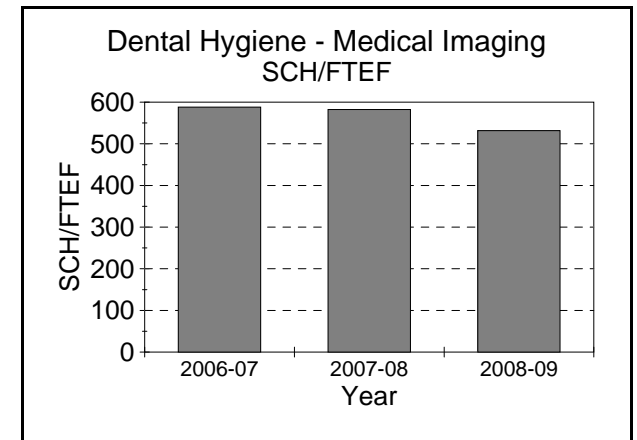
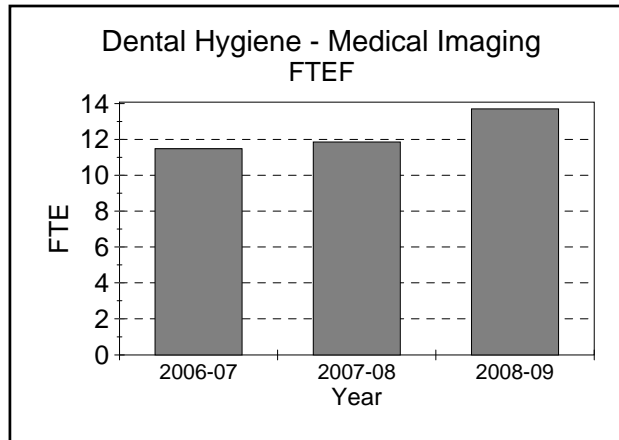
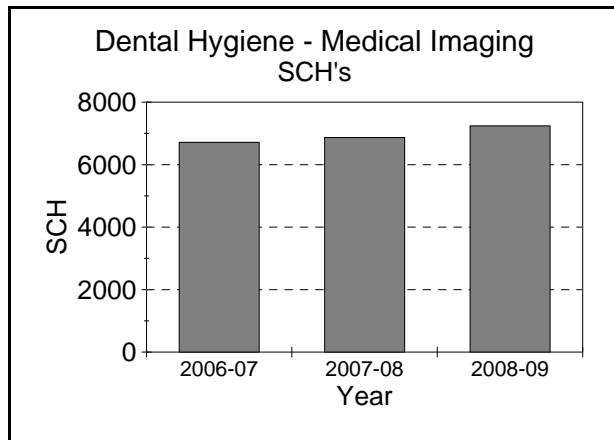
Source: Office of Institutional Research, g:\...\facload\0809\prdah2g.rsl

Ferris State University

Student Credit Hours (SCH), Full Time Equated Faculty (FTEF) and SCH/FTEF Aggregated by Department

Fall and Winter Terms Combined

Dental Hygiene - Medical Imaging (College of Allied Health Sciences)



<u>Year</u>	<u>SCH</u>	<u>FTEF</u>	<u>SCH/FTEF</u>
2006-07	6,717.00	11.42	588.12
2007-08	6,867.00	11.79	582.27
2008-09	7,244.00	13.63	531.59

<< Prior to 2006-2007 see **Health Related Programs, Imaging Sciences and/or Nursing and Dental Hygiene** >>

Caution: When viewing graphs, please note the differences in scales

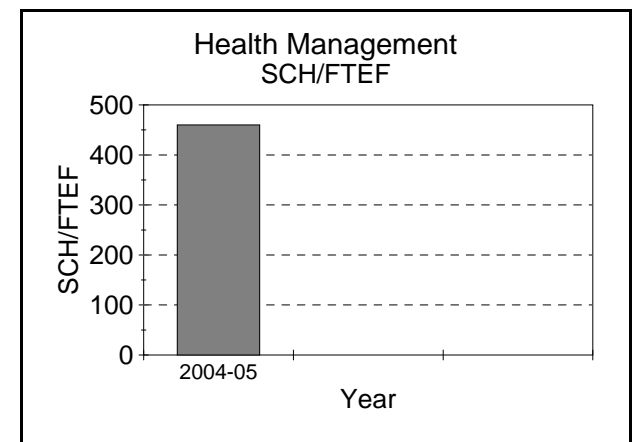
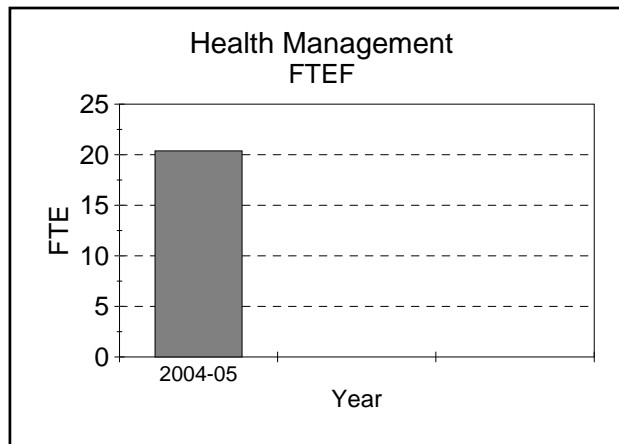
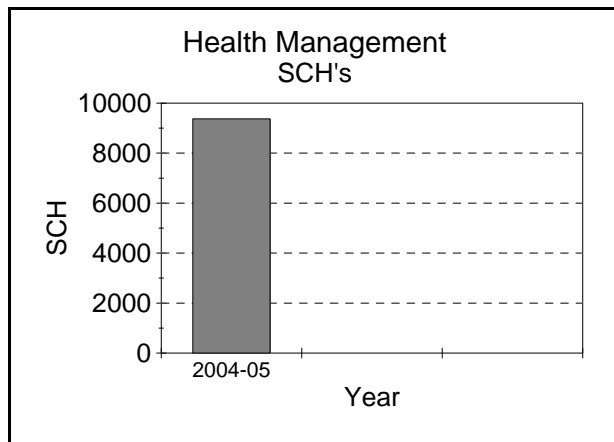
Source: Office of Institutional Research, g:\...\facload\0809\prdah3g.rsl

Ferris State University

Student Credit Hours (SCH), Full Time Equated Faculty (FTEF) and SCH/FTEF Aggregated by Department

Fall and Winter Terms Combined

Health Management (College of Allied Health Sciences)



<u>Year</u>	<u>SCH</u>	<u>FTEF</u>	<u>SCH/FTEF</u>
2004-05	9,375.00	20.38	459.99

<< After 2004-2005 see **Clinical Lab - Respiratory Care - Health Related Administration**>>

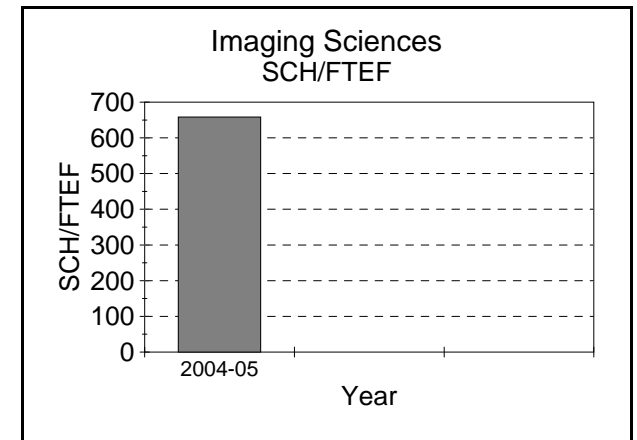
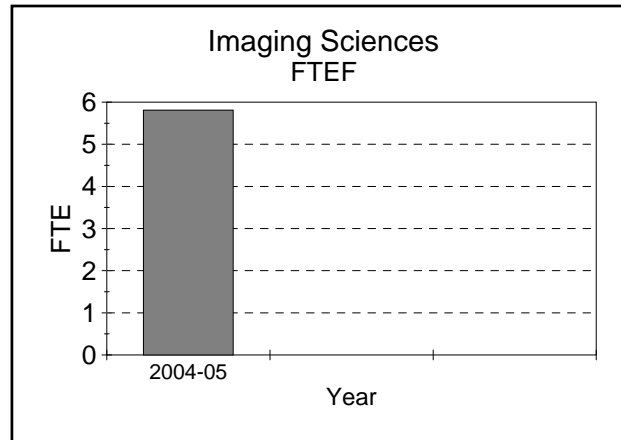
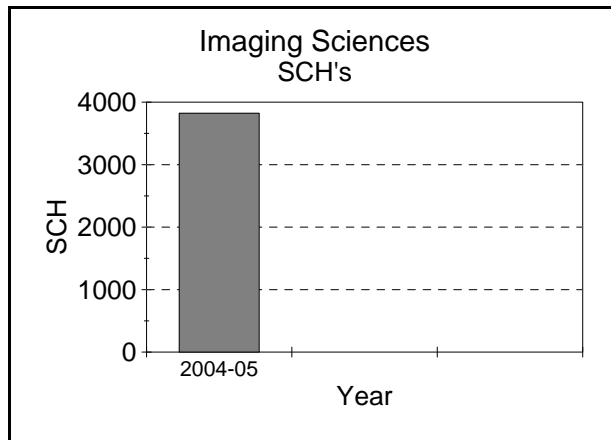
Caution: When viewing graphs, please note the differences in scales
Source: Office of Institutional Research, g:\...\facload\0809\prdah4g.rsl

Ferris State University

Student Credit Hours (SCH), Full Time Equated Faculty (FTEF) and SCH/FTEF Aggregated by Department

Fall and Winter Terms Combined

Imaging Sciences (College of Allied Health Sciences)



<u>Year</u>	<u>SCH</u>	<u>FTEF</u>	<u>SCH/FTEF</u>
2004-05	3,823.00	5.81	658.26

<< Prior to 2004-05 see **Health Related Programs** >>

<< After 2004-2005 see **Dental Hygiene - Medical Imaging** >>

Caution: When viewing graphs, please note the differences in scales

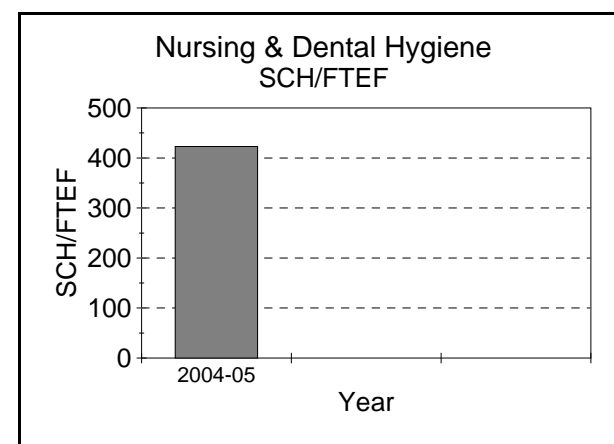
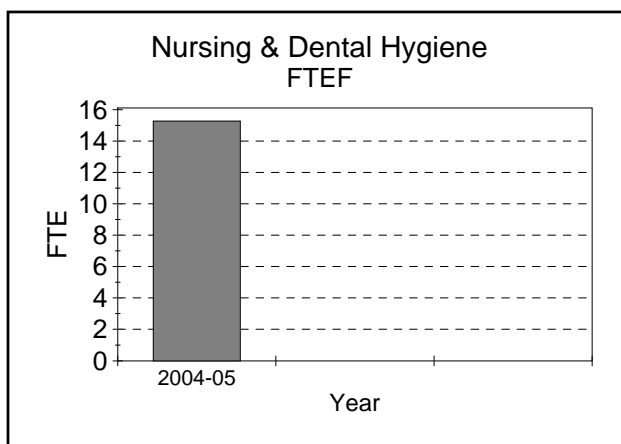
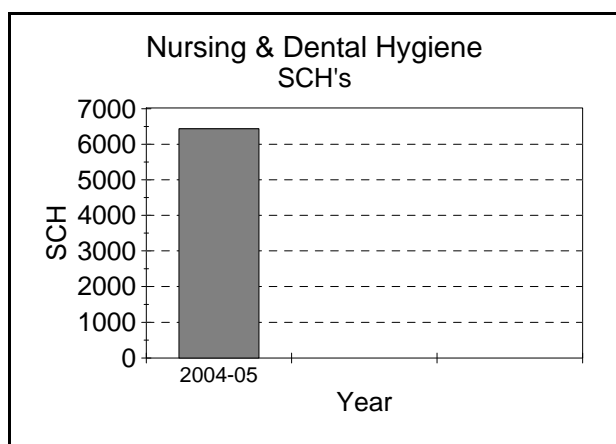
Source: Office of Institutional Research, g:\...\facload\0809\prdah5g.rsl

Ferris State University

Student Credit Hours (SCH), Full Time Equated Faculty (FTEF) and SCH/FTEF Aggregated by Department

Fall and Winter Terms Combined

Nursing & Dental Hygiene (College of Allied Health Sciences)



<u>Year</u>	<u>SCH</u>	<u>FTEF</u>	<u>SCH/FTEF</u>
2004-05	6,418.00	15.17	423.02

<< After 2004-2005 see **School of Nursing, Dental Hygiene and/or Medical Imaging** >>

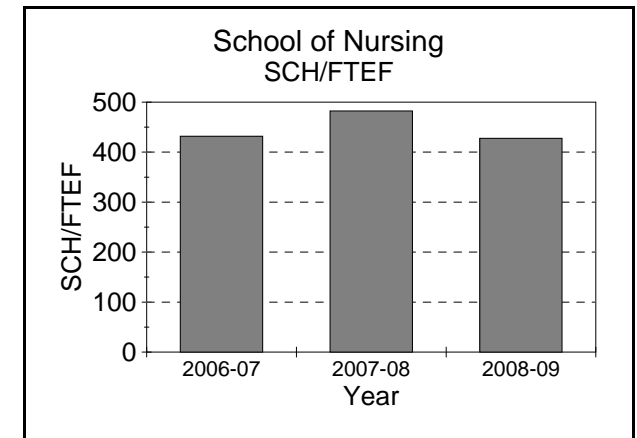
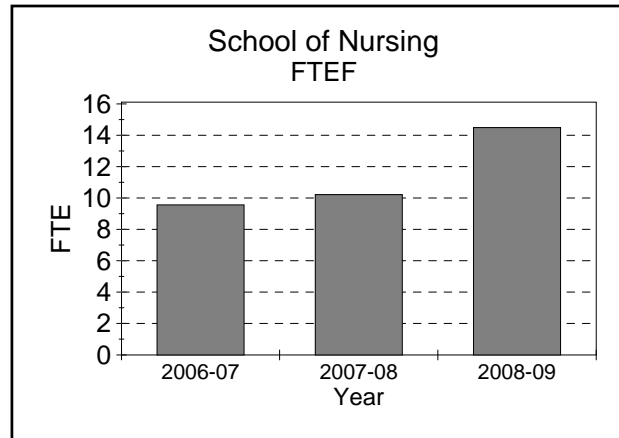
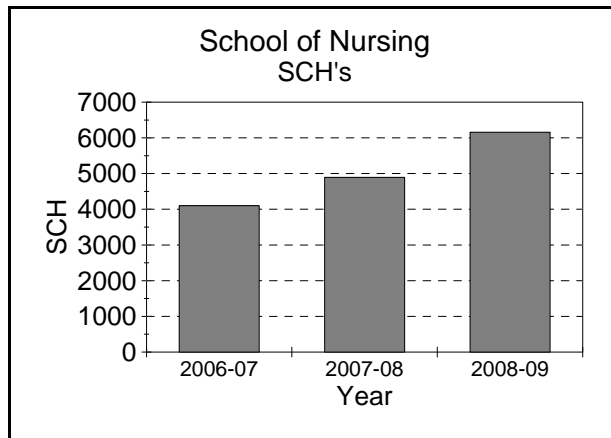
Caution: When viewing graphs, please note the differences in scales
Source: Office of Institutional Research, g:\...\facload\0809\prdah8g.rsl

Ferris State University

Student Credit Hours (SCH), Full Time Equated Faculty (FTEF) and SCH/FTEF Aggregated by Department

Fall and Winter Terms Combined

School of Nursing (College of Allied Health Sciences)



<u>Year</u>	<u>SCH</u>	<u>FTEF</u>	<u>SCH/FTEF</u>
2006-07	4,100.00	9.50	431.71
2007-08	4,895.00	10.15	482.24
2008-09	6,158.00	14.39	427.81

<< Prior to 2006-2007 see **Nursing & Dental Hygiene** >>

Caution: When viewing graphs, please note the differences in scales

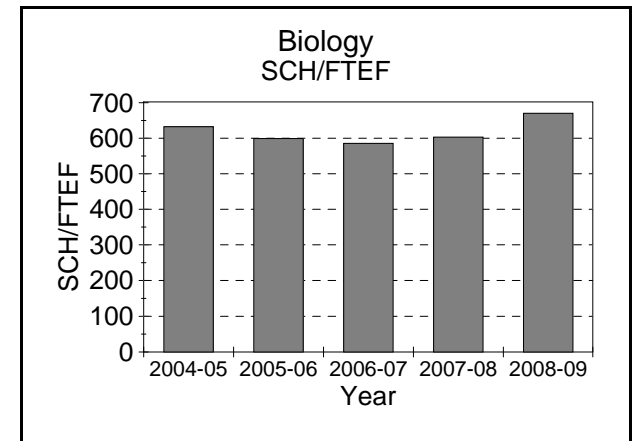
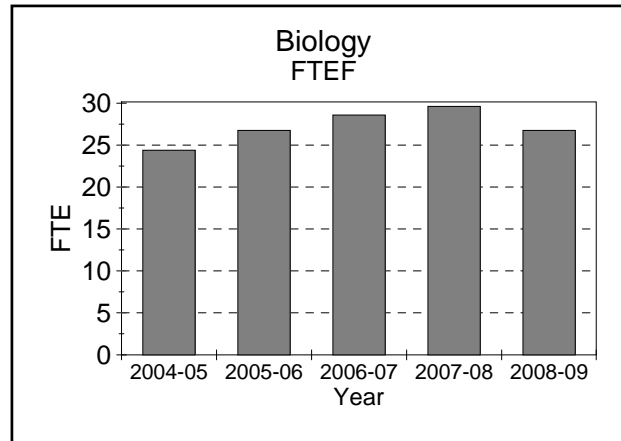
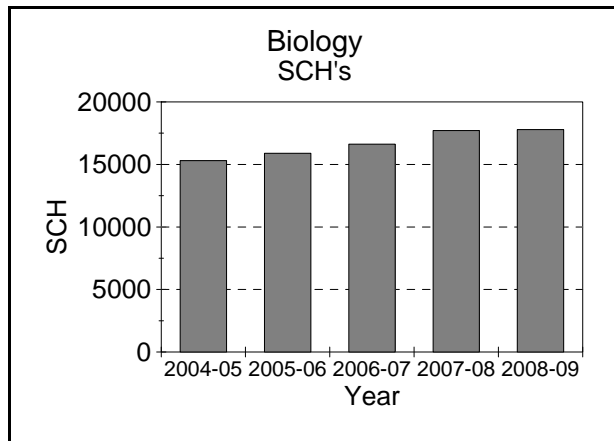
Source: Office of Institutional Research, g:\...\facload\0809\prdah6g.rsl

Ferris State University

Student Credit Hours (SCH), Full Time Equated Faculty (FTEF) and SCH/FTEF Aggregated by Department

Fall and Winter Terms Combined

Biology (College of Arts & Sciences)



<u>Year</u>	<u>SCH</u>	<u>FTEF</u>	<u>SCH/FTEF</u>
2004-05	15,305.00	24.27	630.61
2005-06	15,898.00	26.62	597.23
2006-07	16,617.00	28.45	584.14
2007-08	17,715.00	29.46	601.31
2008-09	17,784.00	26.62	668.12

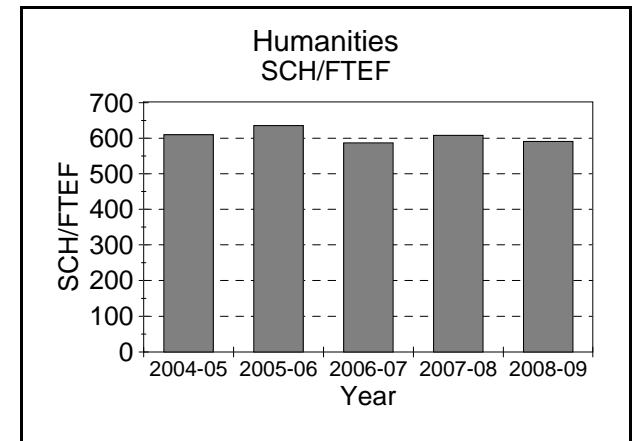
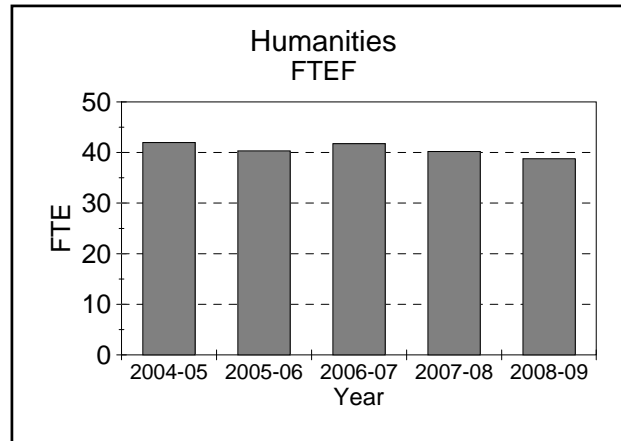
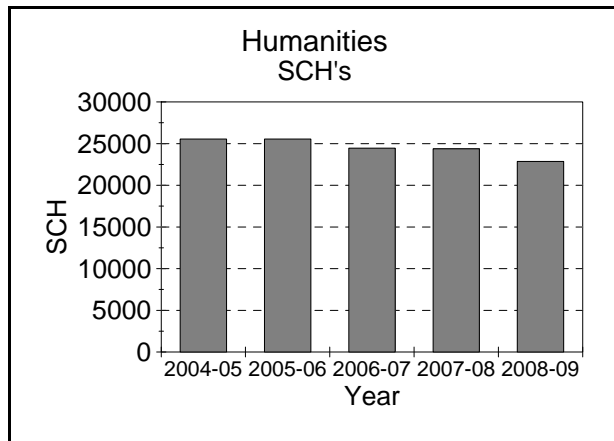
Caution: When viewing graphs, please note the differences in scales
Source: Office of Institutional Research, g:\...\facload\0809\prdas1g.rsl

Ferris State University

Student Credit Hours (SCH), Full Time Equated Faculty (FTEF) and SCH/FTEF Aggregated by Department

Fall and Winter Terms Combined

Humanities (College of Arts & Sciences)



<u>Year</u>	<u>SCH</u>	<u>FTEF</u>	<u>SCH/FTEF</u>
2004-05	25,548.00	41.96	608.07
2005-06	25,556.00	40.32	633.84
2006-07	24,448.00	41.76	585.42
2007-08	24,379.00	40.21	606.35
2008-09	22,861.00	38.78	589.44

Caution: When viewing graphs, please note the differences in scales

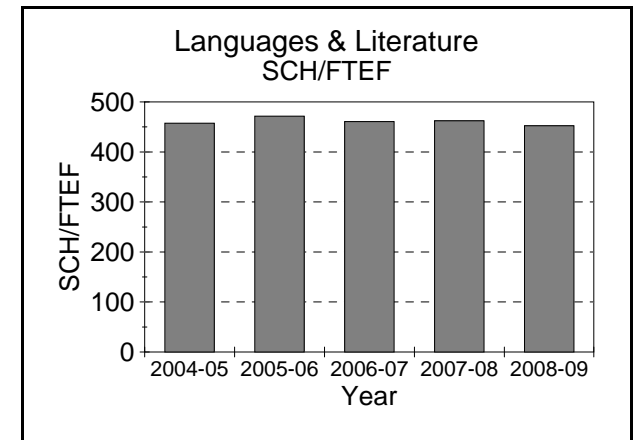
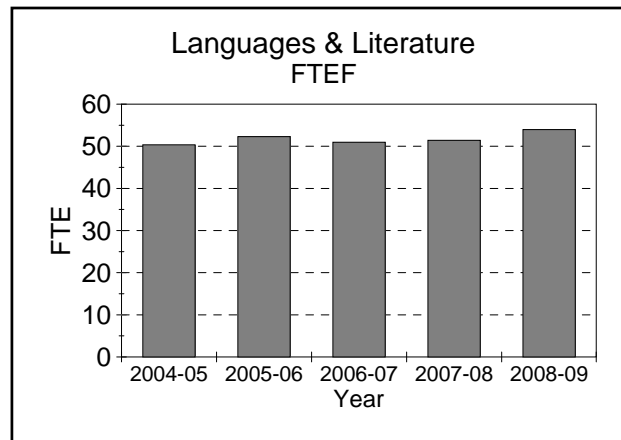
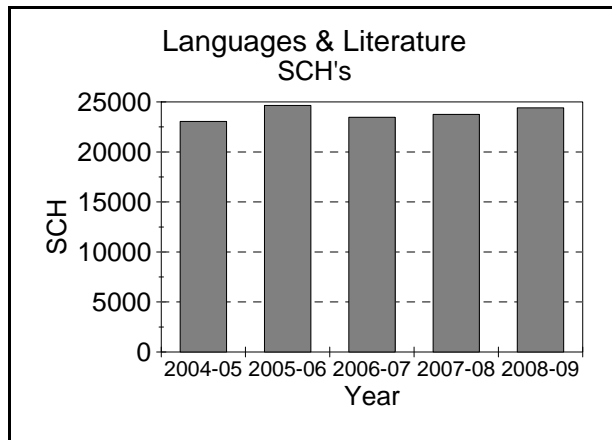
Source: Office of Institutional Research, g:\...\facload\0809\prdas2g.rsl

Ferris State University

Student Credit Hours (SCH), Full Time Equated Faculty (FTEF) and SCH/FTEF Aggregated by Department

Fall and Winter Terms Combined

Languages & Literature (College of Arts & Sciences)



<u>Year</u>	<u>SCH</u>	<u>FTEF</u>	<u>SCH/FTEF</u>
2004-05	23,045.00	50.36	457.59
2005-06	24,656.00	52.28	471.65
2006-07	23,472.00	50.95	460.67
2007-08	23,757.00	51.41	462.10
2008-09	24,408.00	53.97	452.27

Caution: When viewing graphs, please note the differences in scales

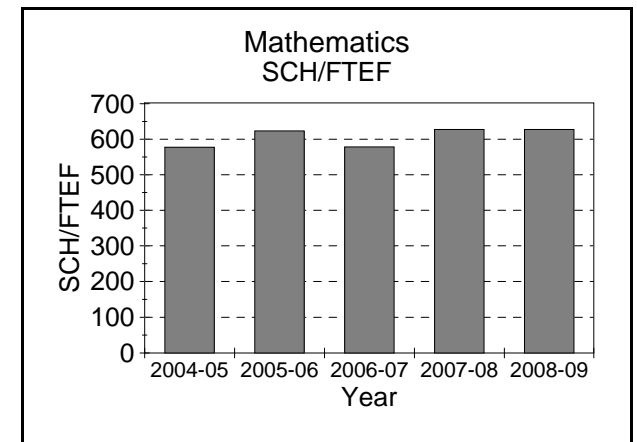
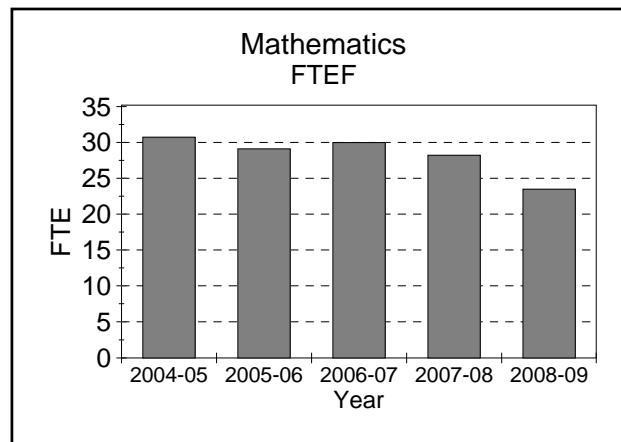
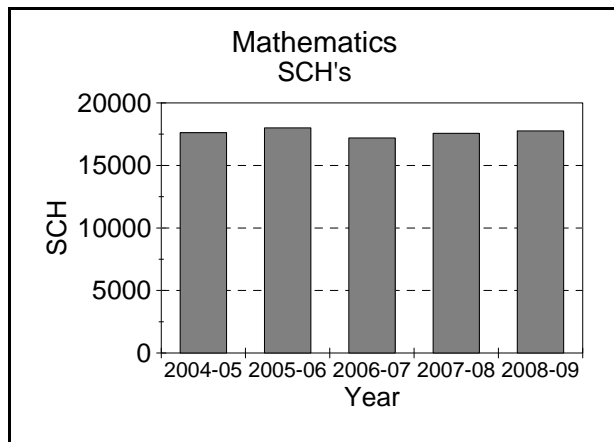
Source: Office of Institutional Research, g:\...\facload\0809\prdas3g.rsl

Ferris State University

Student Credit Hours (SCH), Full Time Equated Faculty (FTEF) and SCH/FTEF Aggregated by Department

Fall and Winter Terms Combined

Mathematics (College of Arts & Sciences)



<u>Year</u>	<u>SCH</u>	<u>FTEF</u>	<u>SCH/FTEF</u>
2004-05	17,617.00	30.58	576.05
2005-06	17,999.00	28.95	621.62
2006-07	17,200.00	29.81	577.05
2007-08	17,563.00	28.07	625.78
2008-09	17,759.00	23.38	625.82

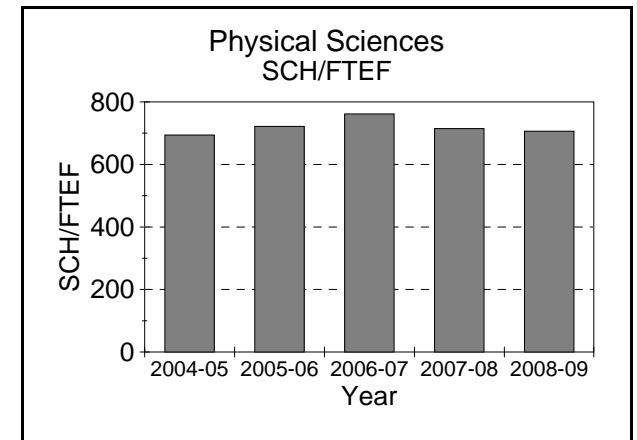
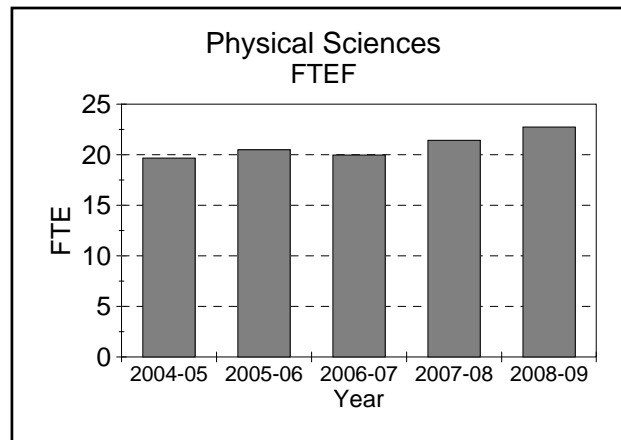
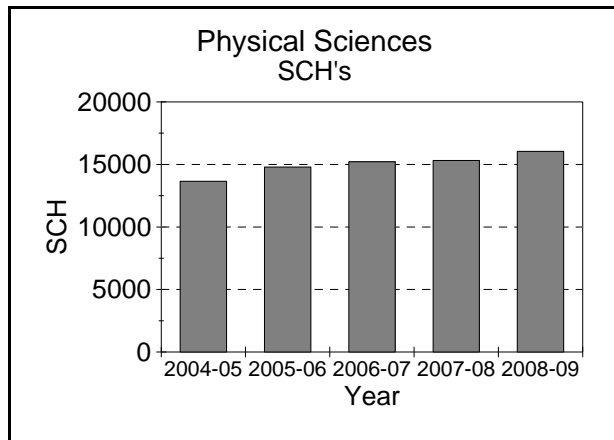
Caution: When viewing graphs, please note the differences in scales
Source: Office of Institutional Research, g:\...\facload\0809\prdas4g.rsl

Ferris State University

Student Credit Hours (SCH), Full Time Equated Faculty (FTEF) and SCH/FTEF Aggregated by Department

Fall and Winter Terms Combined

Physical Sciences (College of Arts & Sciences)



<u>Year</u>	<u>SCH</u>	<u>FTEF</u>	<u>SCH/FTEF</u>
2004-05	13,653.00	19.67	694.24
2005-06	14,786.00	20.49	721.62
2006-07	15,213.00	19.97	761.72
2007-08	15,318.00	21.43	714.65
2008-09	16,052.00	22.73	706.18

Caution: When viewing graphs, please note the differences in scales

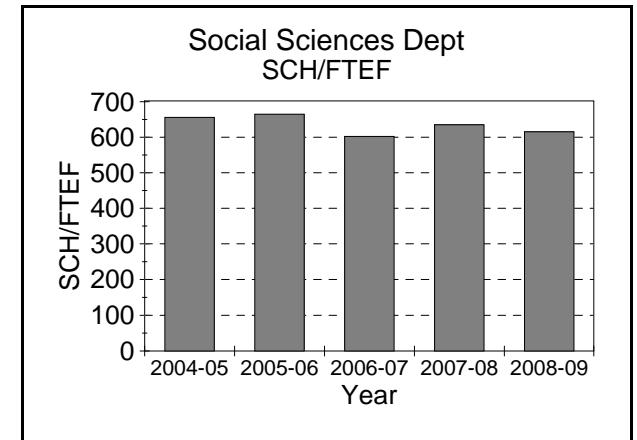
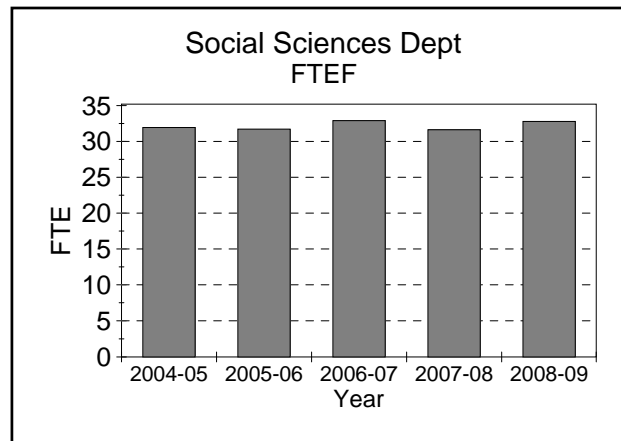
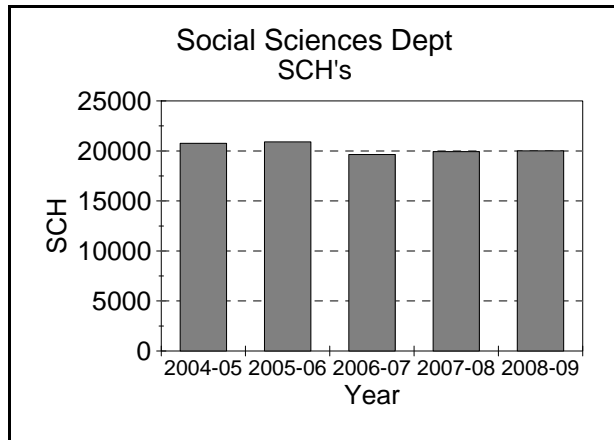
Source: Office of Institutional Research, g:\...\facload\0809\prdas5g.rsl

Ferris State University

Student Credit Hours (SCH), Full Time Equated Faculty (FTEF) and SCH/FTEF Aggregated by Department

Fall and Winter Terms Combined

Social Sciences Dept (College of Arts & Sciences)



<u>Year</u>	<u>SCH</u>	<u>FTEF</u>	<u>SCH/FTEF</u>
2004-05	20,759.00	31.76	653.68
2005-06	20,905.00	31.54	662.85
2006-07	19,647.00	32.72	600.54
2007-08	19,930.00	31.46	633.46
2008-09	20,008.00	32.61	613.58

Caution: When viewing graphs, please note the differences in scales

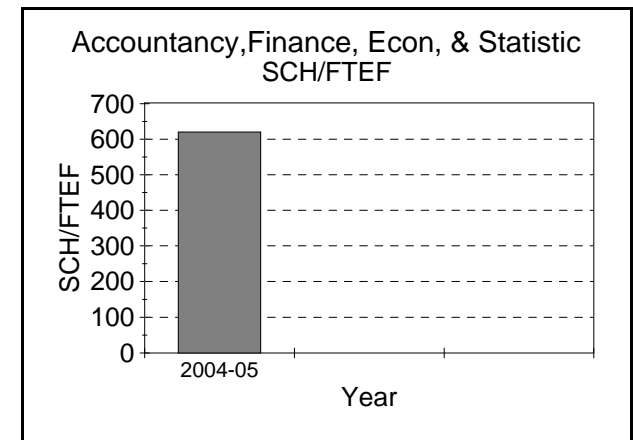
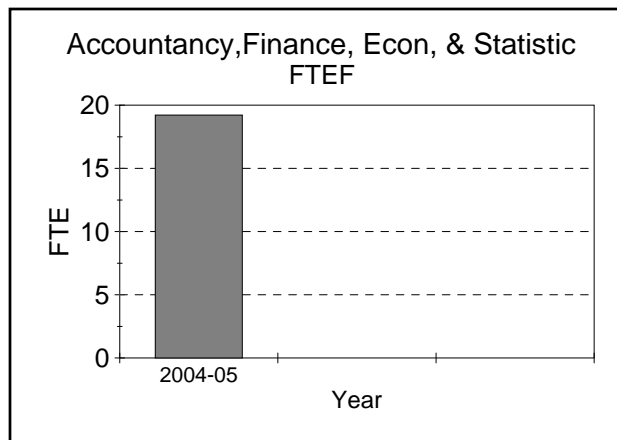
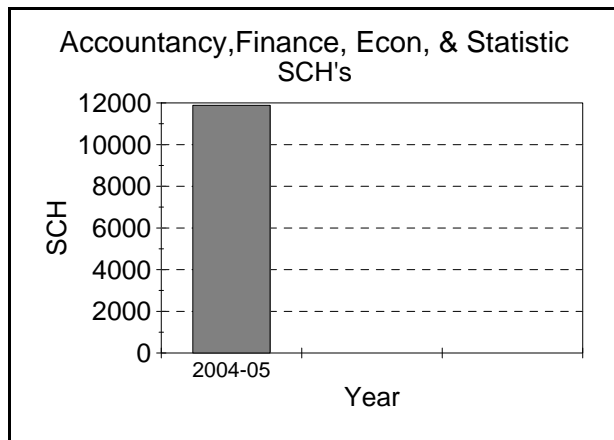
Source: Office of Institutional Research, g:\...\facload\0809\prdas6g.rsl

Ferris State University

Student Credit Hours (SCH), Full Time Equated Faculty (FTEF) and SCH/FTEF Aggregated by Department

Fall and Winter Terms Combined

Accountancy, Finance, Econ, & Statistics (College of Business)



<u>Year</u>	<u>SCH</u>	<u>FTEF</u>	<u>SCH/FTEF</u>
2004-05	11,881.00	19.21	618.53

<< Prior to 2003-04 see **Accountancy/Econ/Applied Stats** >>

<< After 2004-2005 see **Accountancy, Finance, Info Systems**>>

Caution: When viewing graphs, please note the differences in scales

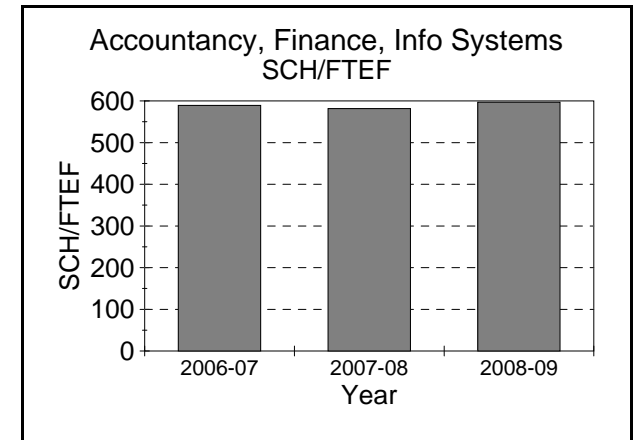
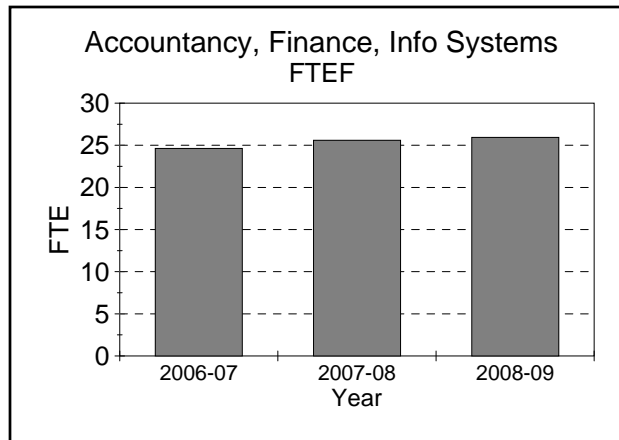
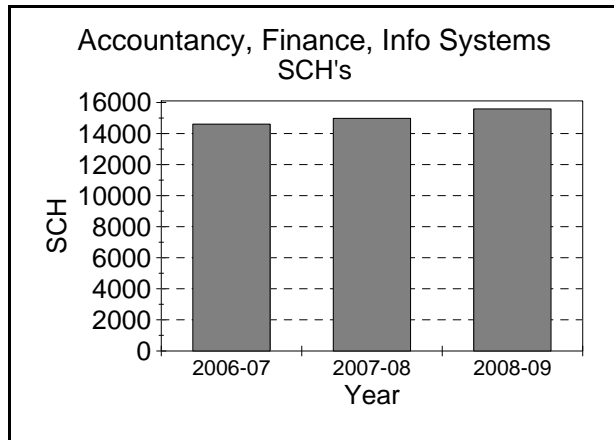
Source: Office of Institutional Research, g:\...\facload\0809\prdfs1g.rsl

Ferris State University

Student Credit Hours (SCH), Full Time Equated Faculty (FTEF) and SCH/FTEF Aggregated by Department

Fall and Winter Terms Combined

Accountancy, Finance, Info Systems (College of Business)



<u>Year</u>	<u>SCH</u>	<u>FTEF</u>	<u>SCH/FTEF</u>
2006-07	14,519.00	24.63	589.42
2007-08	14,886.00	25.60	581.43
2008-09	15,486.00	25.94	596.94

<< Prior to 2006-07 see **Accountancy Finance, Econ. & Statistics** >>

Caution: When viewing graphs, please note the differences in scales

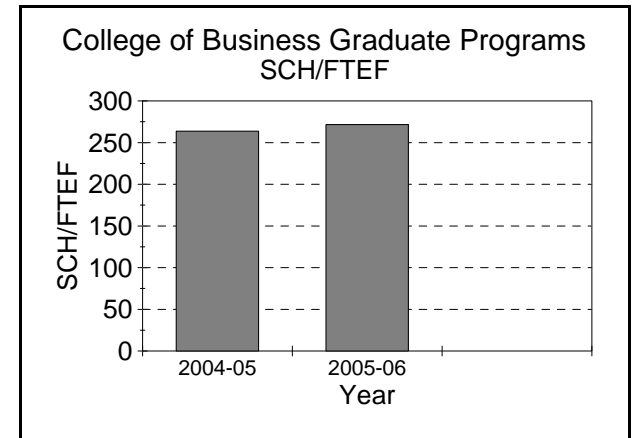
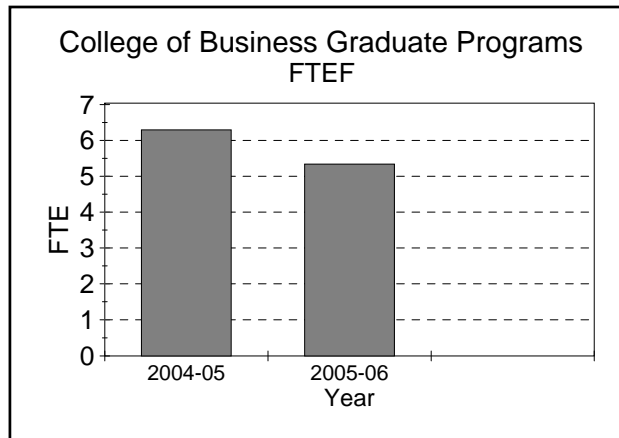
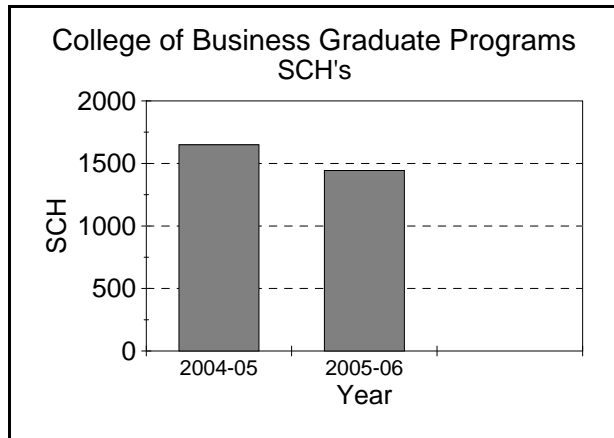
Source: Office of Institutional Research, g:\...\facload\0809\prpbs6g.rsl

Ferris State University

Student Credit Hours (SCH), Full Time Equated Faculty (FTEF) and SCH/FTEF Aggregated by Department

Fall and Winter Terms Combined

College of Business Graduate Programs (College of Business)



<u>Year</u>	<u>SCH</u>	<u>FTEF</u>	<u>SCH/FTEF</u>
2004-05	1,650.00	6.26	263.68
2005-06	1,443.00	5.31	271.58

<< After 2005-06 see **Accountancy, Finance, Info Systems** >>

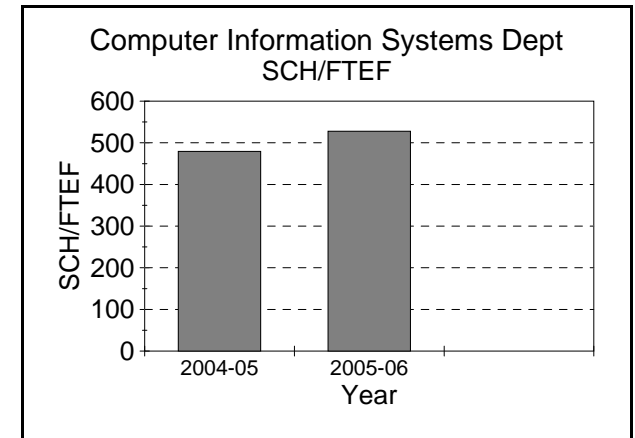
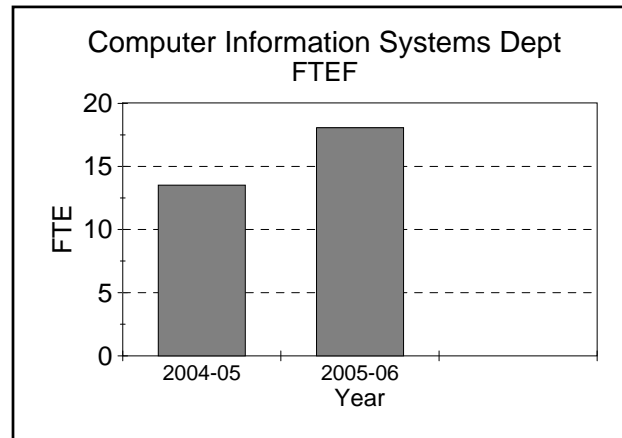
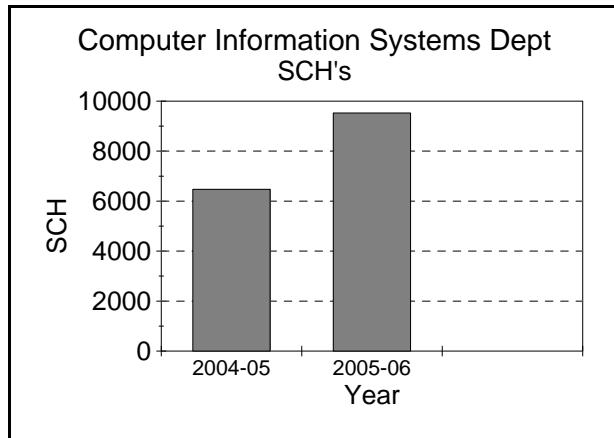
Caution: When viewing graphs, please note the differences in scales
Source: Office of Institutional Research, g:\...\facload\0809\prpbs7g.rsl

Ferris State University

Student Credit Hours (SCH), Full Time Equated Faculty (FTEF) and SCH/FTEF Aggregated by Department

Fall and Winter Terms Combined

Computer Information Systems Dept (College of Business)



<u>Year</u>	<u>SCH</u>	<u>FTEF</u>	<u>SCH/FTEF</u>
2004-05	6,474.00	13.50	479.38
2005-06	9,525.00	18.04	527.94

<< After 2005-06 see **Accountancy, Finance, Info Systems**>>

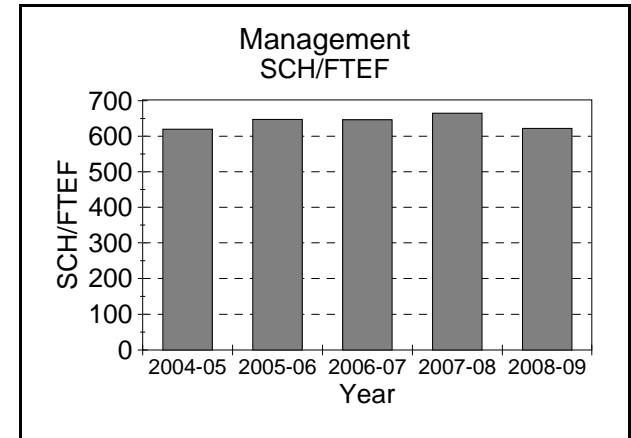
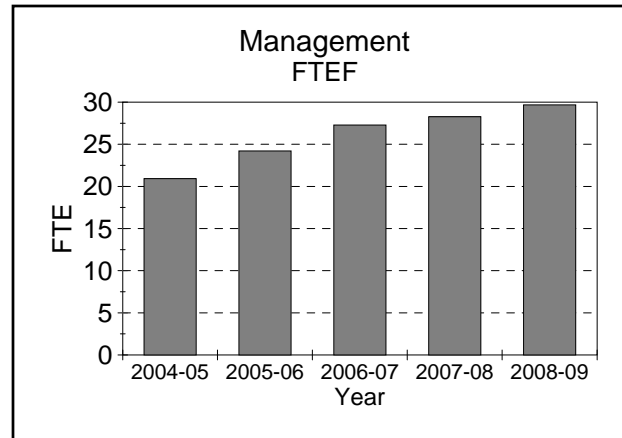
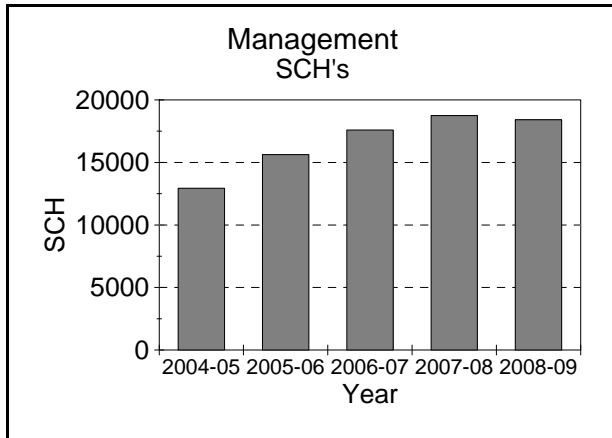
Caution: When viewing graphs, please note the differences in scales
Source: Office of Institutional Research, g:\...\facload\0809\prdbs3g.rsl

Ferris State University

Student Credit Hours (SCH), Full Time Equated Faculty (FTEF) and SCH/FTEF Aggregated by Department

Fall and Winter Terms Combined

Management (College of Business)



<u>Year</u>	<u>SCH</u>	<u>FTEF</u>	<u>SCH/FTEF</u>
2004-05	12,936.00	20.93	618.17
2005-06	15,624.00	24.21	645.35
2006-07	17,595.00	27.29	644.66
2007-08	18,746.00	28.28	662.81
2008-09	18,411.00	29.68	620.40

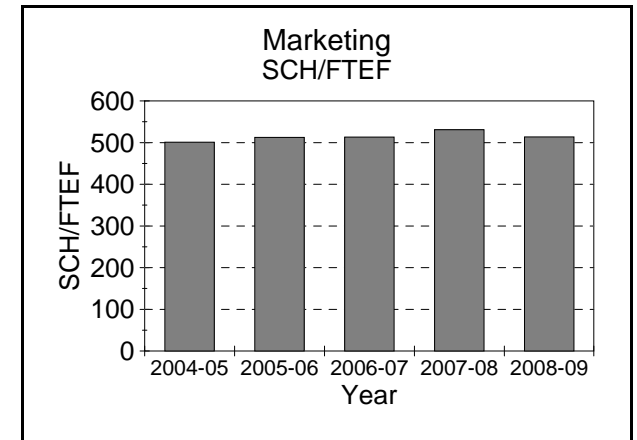
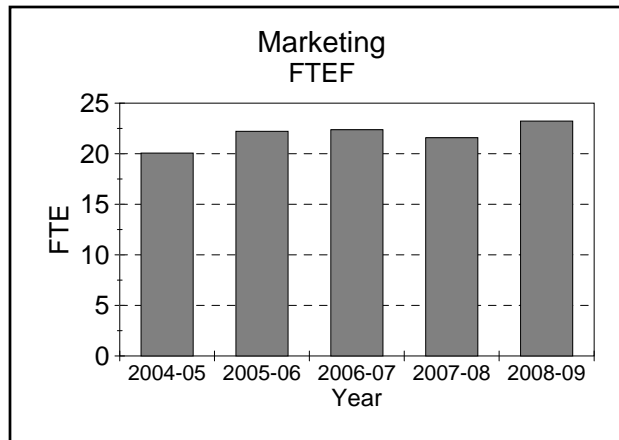
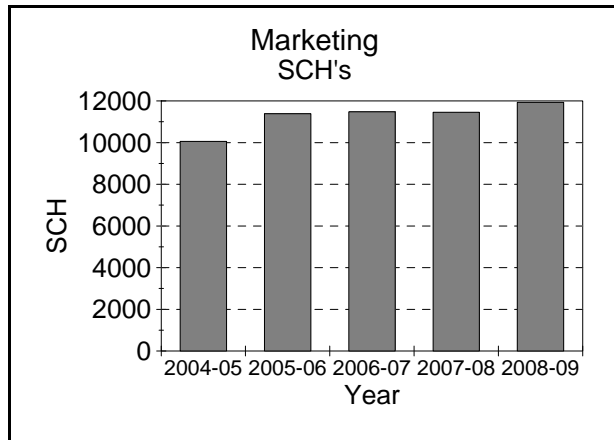
Caution: When viewing graphs, please note the differences in scales
Source: Office of Institutional Research, g:\...\facload\0809\prpbs5g.rsl

Ferris State University

Student Credit Hours (SCH), Full Time Equated Faculty (FTEF) and SCH/FTEF Aggregated by Department

Fall and Winter Terms Combined

Marketing (College of Business)



<u>Year</u>	<u>SCH</u>	<u>FTEF</u>	<u>SCH/FTEF</u>
2004-05	10,057.00	20.07	501.08
2005-06	11,382.00	22.21	512.54
2006-07	11,481.00	22.37	513.23
2007-08	11,458.00	21.59	530.72
2008-09	11,931.00	23.22	513.71

Caution: When viewing graphs, please note the differences in scales

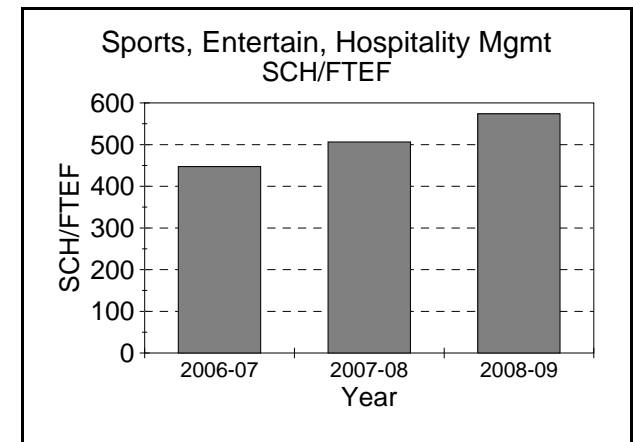
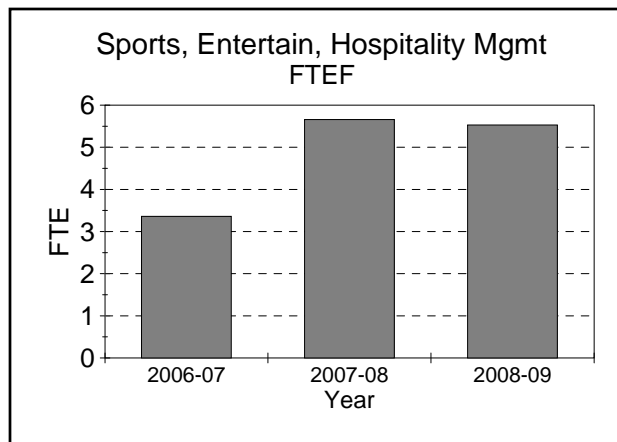
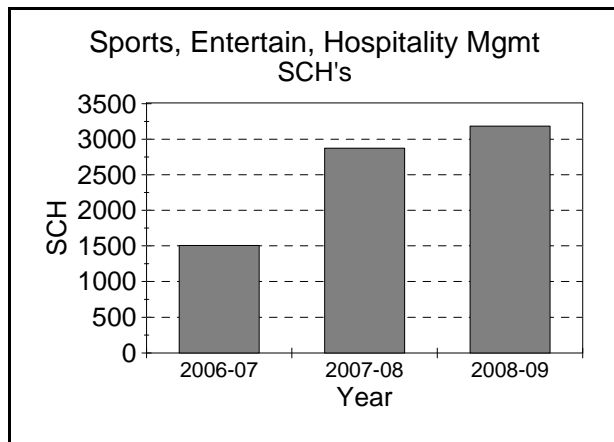
Source: Office of Institutional Research, g:\...\facload\0809\prpbs4g.rsl

Ferris State University

Student Credit Hours (SCH), Full Time Equated Faculty (FTEF) and SCH/FTEF Aggregated by Department

Fall and Winter Terms Combined

Sports, Entertainment, Hospitality Management (College of Business)



<u>Year</u>	<u>SCH</u>	<u>FTEF</u>	<u>SCH/FTEF</u>
2006-07	1,505.00	3.36	447.40
2007-08	2,866.00	5.66	506.36
2008-09	3,175.00	5.53	574.04

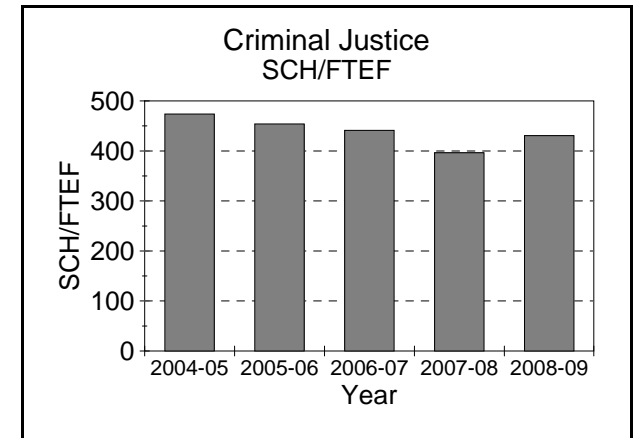
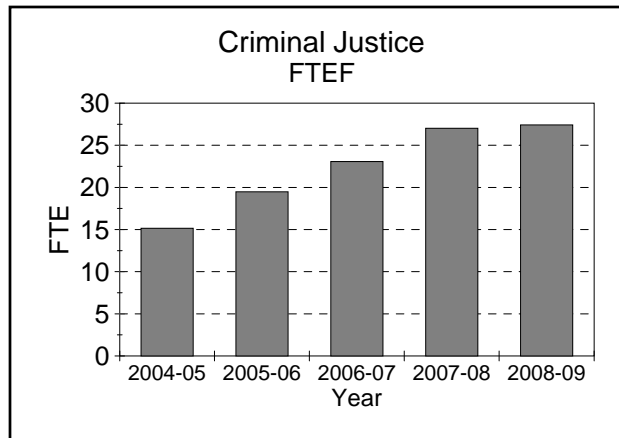
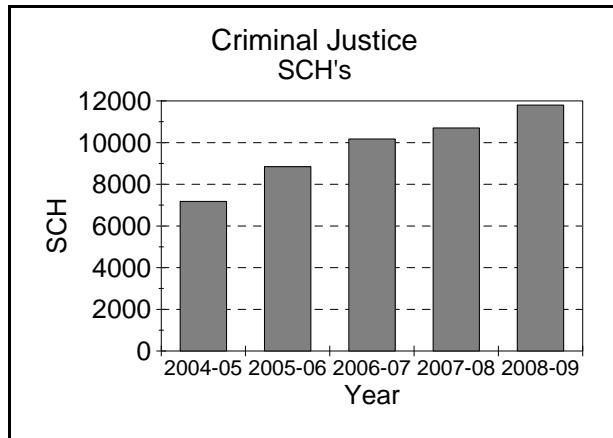
Caution: When viewing graphs, please note the differences in scales
Source: Office of Institutional Research, g:\...\facload\0809\prpbs8g.rsl

Ferris State University

Student Credit Hours (SCH), Full Time Equated Faculty (FTEF) and SCH/FTEF Aggregated by Department

Fall and Winter Terms Combined

Criminal Justice (College of Education & Human Services)



<u>Year</u>	<u>SCH</u>	<u>FTEF</u>	<u>SCH/FTEF</u>
2004-05	7,177.00	15.15	473.77
2005-06	8,846.00	19.49	453.87
2006-07	10,176.00	23.07	441.03
2007-08	10,705.00	27.02	396.20
2008-09	11,802.00	27.41	430.63

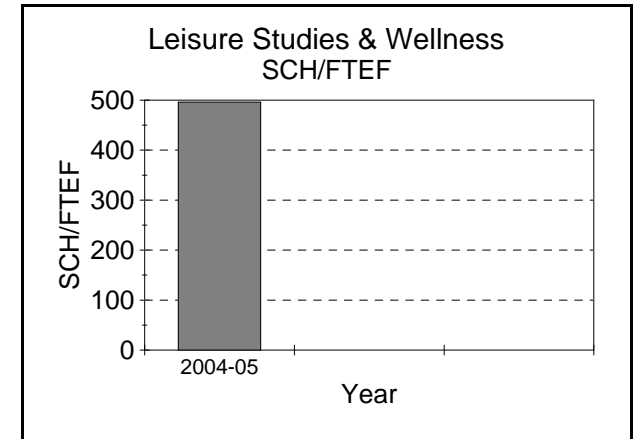
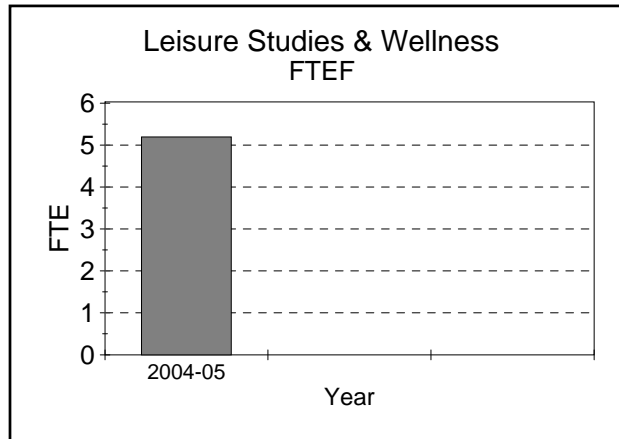
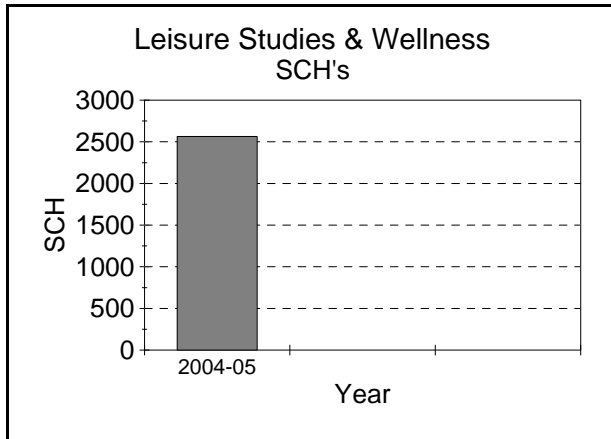
Caution: When viewing graphs, please note the differences in scales
Source: Office of Institutional Research, g:\...fload\0809\prded2g.rsl

Ferris State University

Student Credit Hours (SCH), Full Time Equated Faculty (FTEF) and SCH/FTEF Aggregated by Department

Fall and Winter Terms Combined

Leisure Studies & Wellness (College of Education & Human Services)



<u>Year</u>	<u>SCH</u>	<u>FTEF</u>	<u>SCH/FTEF</u>
2004-05	2,564.00	5.17	496.18

<< Department changed to **Recreation Leisure Services & Wellness** in 2005-06 >>

Caution: When viewing graphs, please note the differences in scales

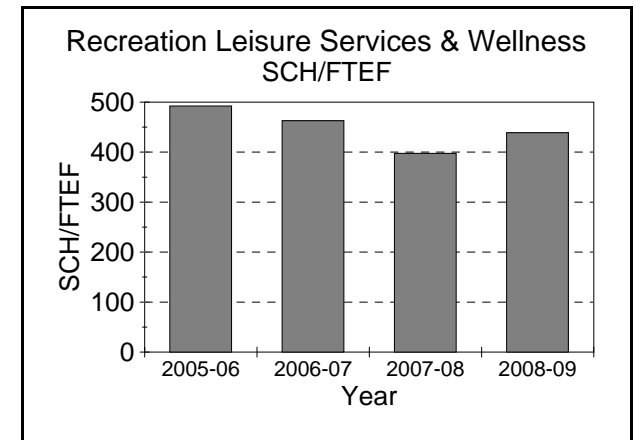
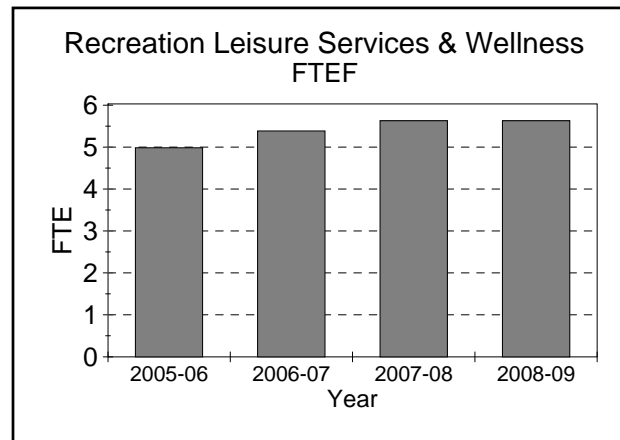
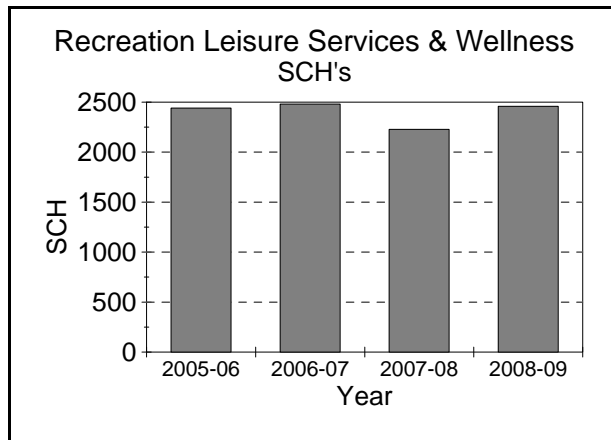
Source: Office of Institutional Research, g:\...\facload\0809\prded3g.rsl

Ferris State University

Student Credit Hours (SCH), Full Time Equated Faculty (FTEF) and SCH/FTEF Aggregated by Department

Fall and Winter Terms Combined

Recreation Leisure Services & Wellness (College of Education & Human Services)



<u>Year</u>	<u>SCH</u>	<u>FTEF</u>	<u>SCH/FTEF</u>
2005-06	2,441.00	4.96	492.30
2006-07	2,481.00	5.36	462.78
2007-08	2,228.00	5.60	397.72
2008-09	2,459.00	5.60	438.96

<< Prior to 2005-06 see **Leisure Studies & Wellness** >>

Caution: When viewing graphs, please note the differences in scales

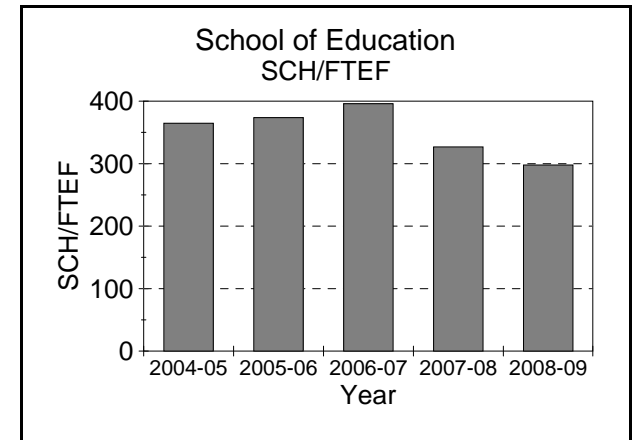
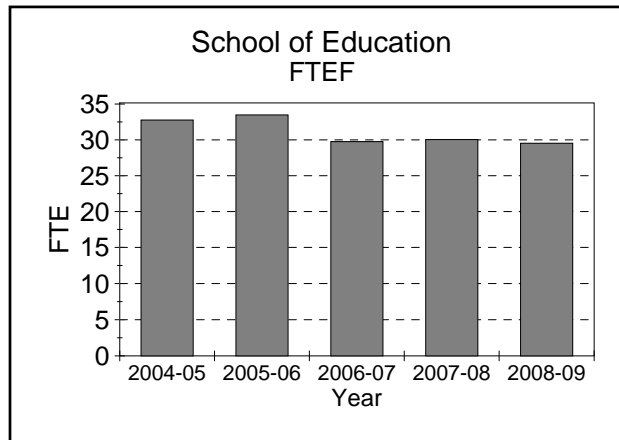
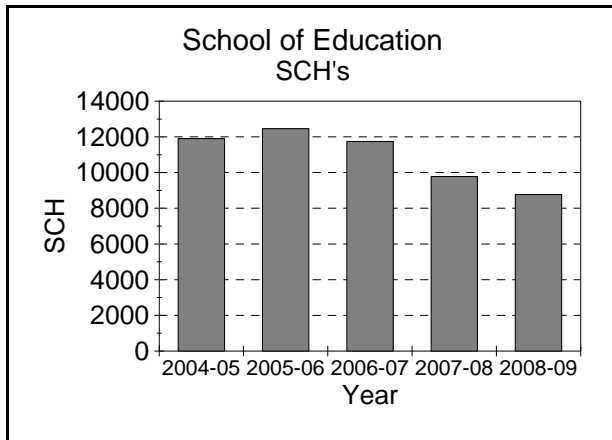
Source: Office of Institutional Research, g:\...\facload\0809\prded6g.rsl

Ferris State University

Student Credit Hours (SCH), Full Time Equated Faculty (FTEF) and SCH/FTEF Aggregated by Department

Fall and Winter Terms Combined

School of Education (College of Education & Human Services)



<u>Year</u>	<u>SCH</u>	<u>FTEF</u>	<u>SCH/FTEF</u>
2004-05	11,903.00	32.64	364.72
2005-06	12,460.00	33.34	373.70
2006-07	11,739.00	29.65	395.87
2007-08	9,777.00	29.92	326.76
2008-09	8,766.00	29.43	297.84

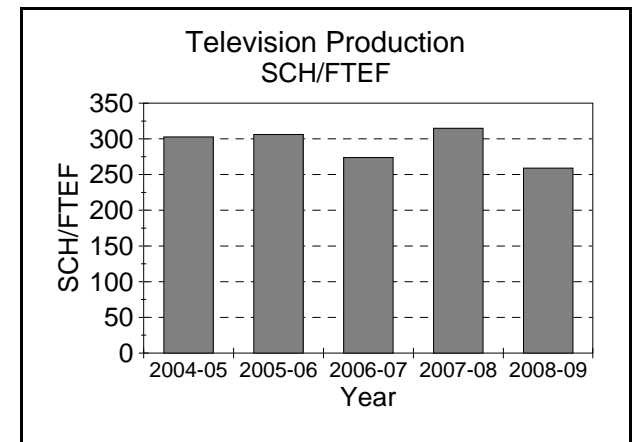
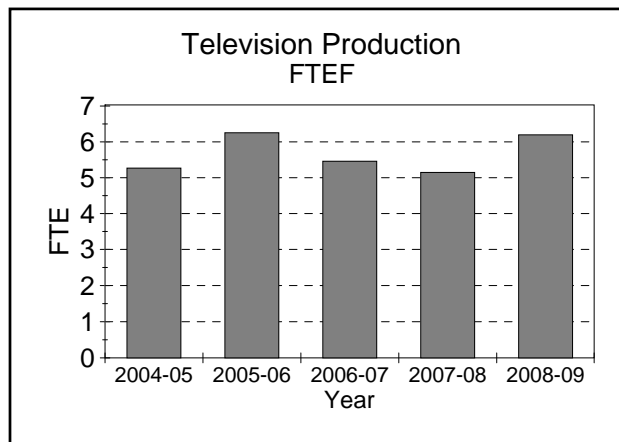
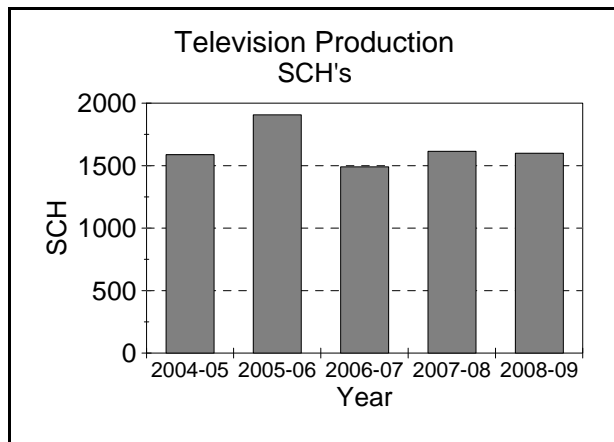
Caution: When viewing graphs, please note the differences in scales
Source: Office of Institutional Research, g:\...\facload\0809\prded4g.rsl

Ferris State University

Student Credit Hours (SCH), Full Time Equated Faculty (FTEF) and SCH/FTEF Aggregated by Department

Fall and Winter Terms Combined

Television Production (College of Education & Human Services)



<u>Year</u>	<u>SCH</u>	<u>FTEF</u>	<u>SCH/FTEF</u>
2004-05	1,588.00	5.25	302.76
2005-06	1,906.00	6.23	306.01
2006-07	1,491.00	5.44	273.83
2007-08	1,614.00	5.13	314.93
2008-09	1,599.00	6.17	258.95

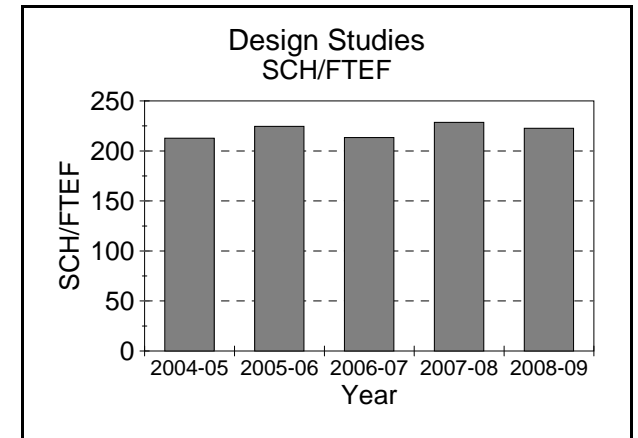
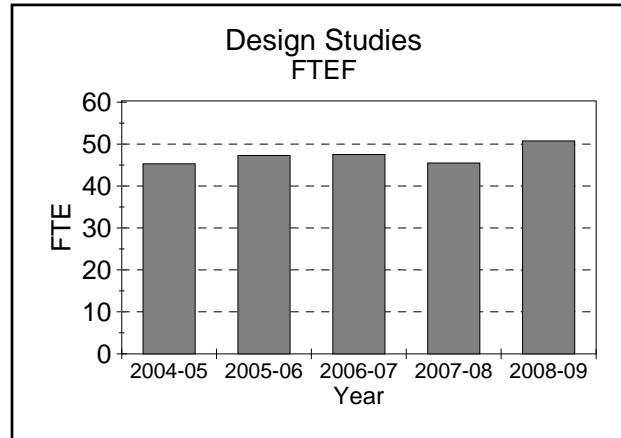
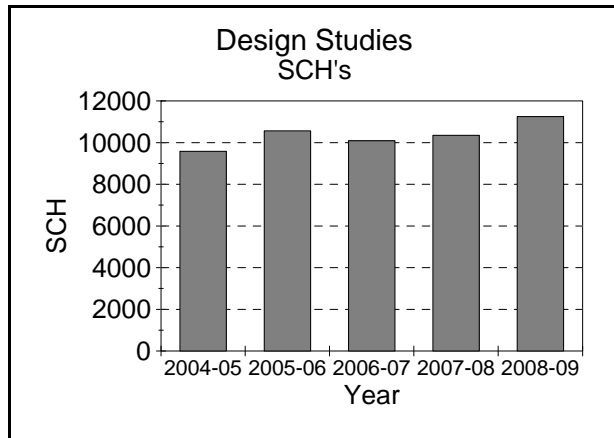
Caution: When viewing graphs, please note the differences in scales
Source: Office of Institutional Research, g:\...\facload\0809\prded5g.rsl

Ferris State University

Student Credit Hours (SCH), Full Time Equated Faculty (FTEF) and SCH/FTEF Aggregated by Department

Fall and Winter Terms Combined

Design Studies (Kendall College of Art & Design)



<u>Year</u>	<u>SCH</u>	<u>FTEF</u>	<u>SCH/FTEF</u>
2004-05	9,585.00	45.07	212.66
2005-06	10,563.00	47.05	224.51
2006-07	10,089.00	47.30	213.31
2007-08	10,346.00	45.26	228.61
2008-09	11,249.00	50.52	222.66

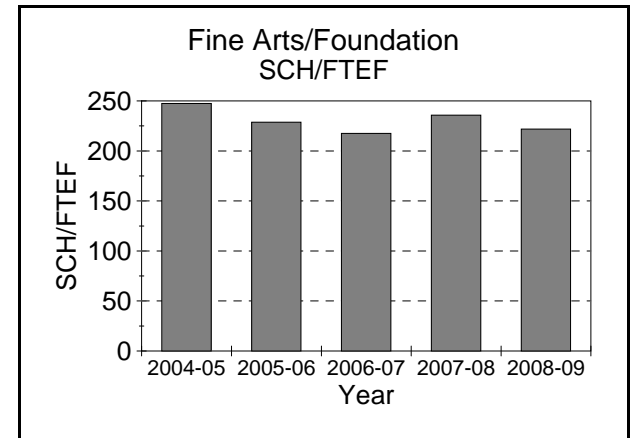
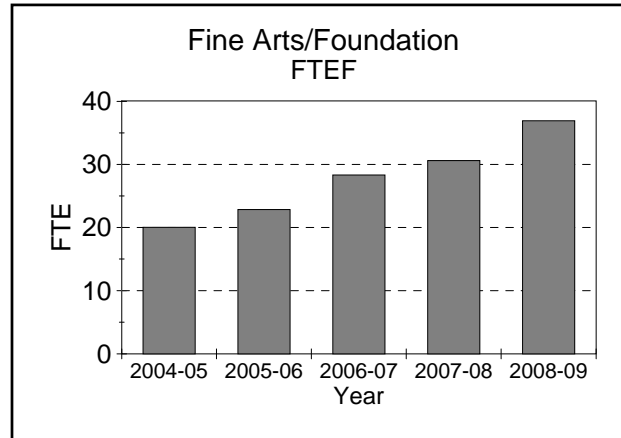
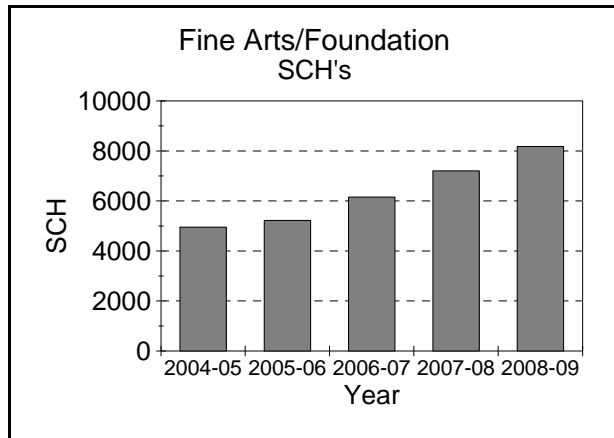
Caution: When viewing graphs, please note the differences in scales
Source: Office of Institutional Research, g:\...facload\0809\prdkc1g.rsl

Ferris State University

Student Credit Hours (SCH), Full Time Equated Faculty (FTEF) and SCH/FTEF Aggregated by Department

Fall and Winter Terms Combined

Fine Arts/Foundation (Kendall College of Art & Design)



<u>Year</u>	<u>SCH</u>	<u>FTEF</u>	<u>SCH/FTEF</u>
2004-05	4,949.00	20.00	247.46
2005-06	5,219.00	22.82	228.73
2006-07	6,153.00	28.28	217.60
2007-08	7,203.00	30.56	235.70
2008-09	8,178.00	36.87	221.78

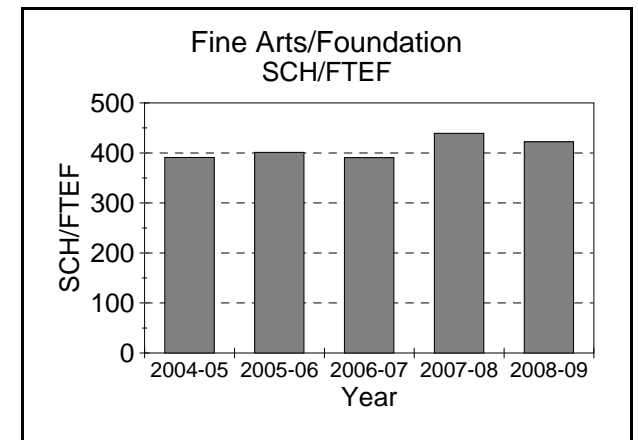
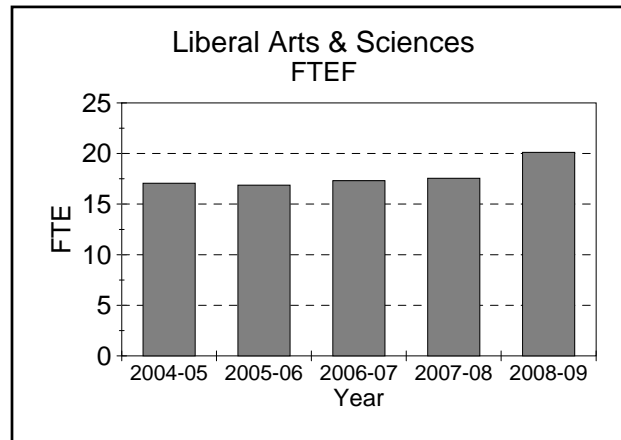
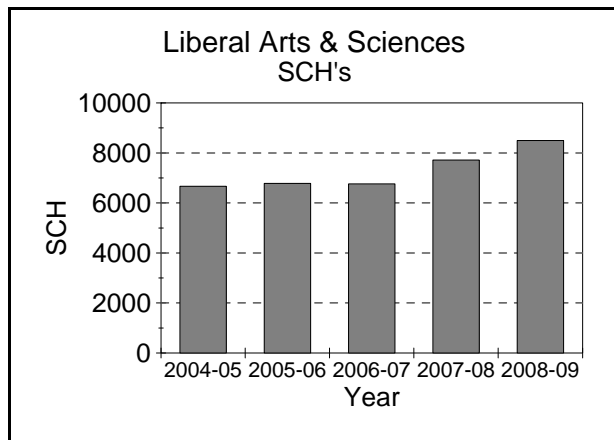
Caution: When viewing graphs, please note the differences in scales
Source: Office of Institutional Research, g:\...fload\0809\prdkc2g.rsl

Ferris State University

Student Credit Hours (SCH), Full Time Equated Faculty (FTEF) and SCH/FTEF Aggregated by Department

Fall and Winter Terms Combined

Liberal Arts & Sciences (Kendall College of Art & Design)



<u>Year</u>	<u>SCH</u>	<u>FTEF</u>	<u>SCH/FTEF</u>
2004-05	6,666.00	17.06	390.78
2005-06	6,779.00	16.88	401.06
2006-07	6,762.00	17.31	390.66
2007-08	7,717.00	17.56	439.35
2008-09	8,498.00	20.12	422.35

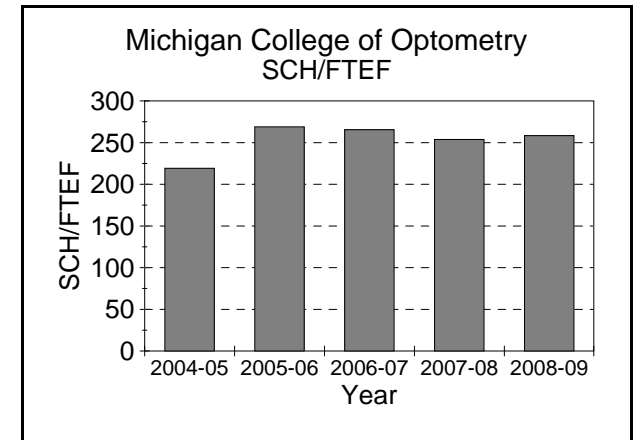
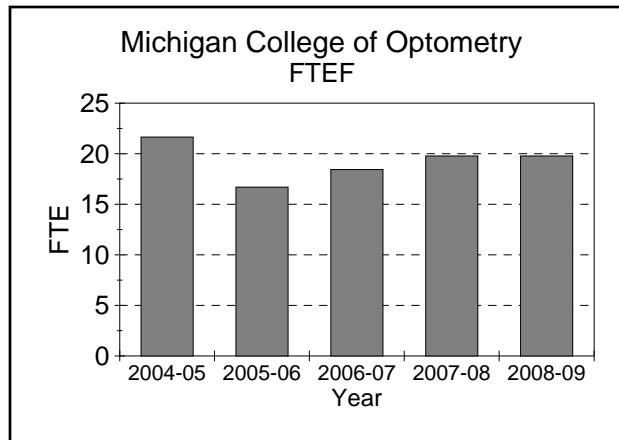
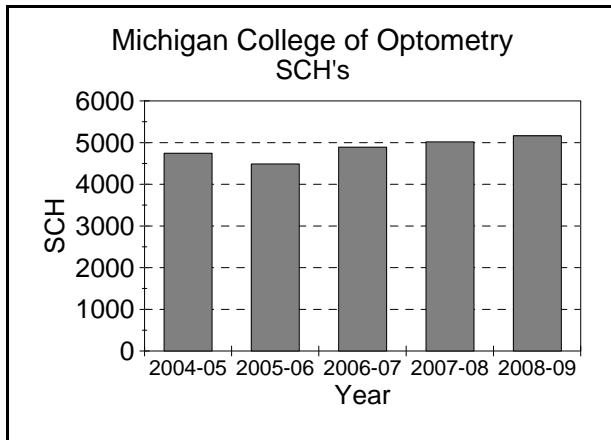
Caution: When viewing graphs, please note the differences in scales
Source: Office of Institutional Research, g:\...facload\0809\prdkc3g.rsl

Ferris State University

Student Credit Hours (SCH), Full Time Equated Faculty (FTEF) and SCH/FTEF Aggregated by Department

Fall and Winter Terms Combined

Michigan College of Optometry (Michigan College of Optometry)



<u>Year</u>	<u>SCH</u>	<u>FTEF</u>	<u>SCH/FTEF</u>
2004-05	4,746.00	21.65	219.24
2005-06	4,488.00	16.69	268.85
2006-07	4,891.00	18.43	265.42
2007-08	5,018.00	19.78	253.71
2008-09	5,162.00	19.78	258.33

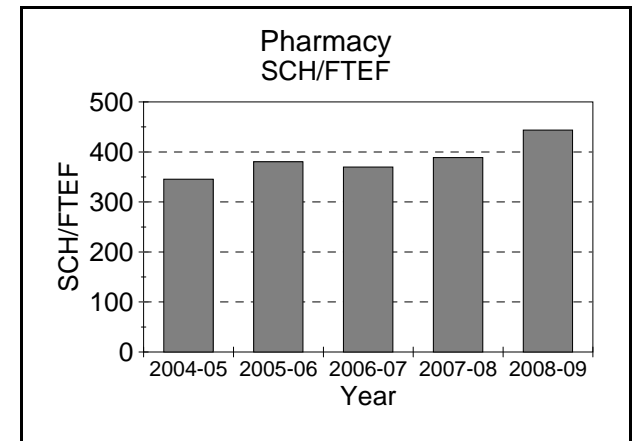
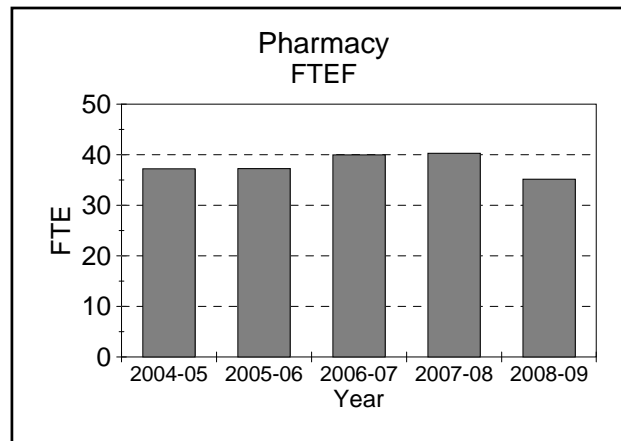
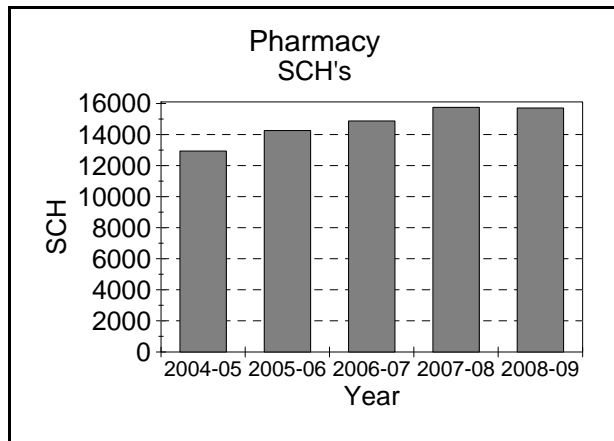
Caution: When viewing graphs, please note the differences in scales
Source: Office of Institutional Research, g:\...fload\0809\prdrop3g.rsl

Ferris State University

Student Credit Hours (SCH), Full Time Equated Faculty (FTEF) and SCH/FTEF Aggregated by Department

Fall and Winter Terms Combined

Pharmacy (College of Pharmacy)



<u>Year</u>	<u>SCH</u>	<u>FTEF</u>	<u>SCH/FTEF</u>
2004-05	12,860.00	37.21	345.61
2005-06	14,172.00	37.25	380.43
2006-07	14,777.50	39.97	369.67
2007-08	15,656.00	40.29	388.63
2008-09	15,611.50	35.17	443.83

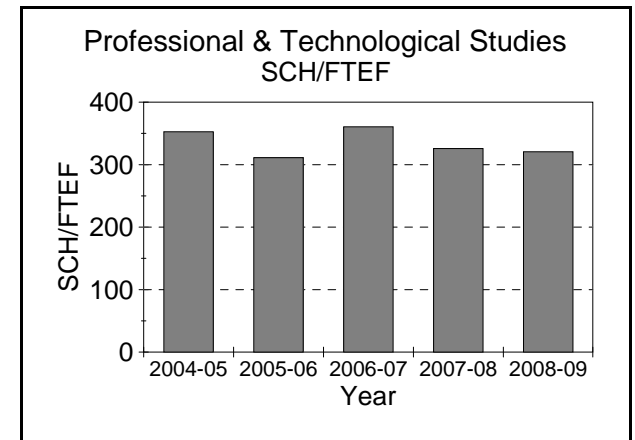
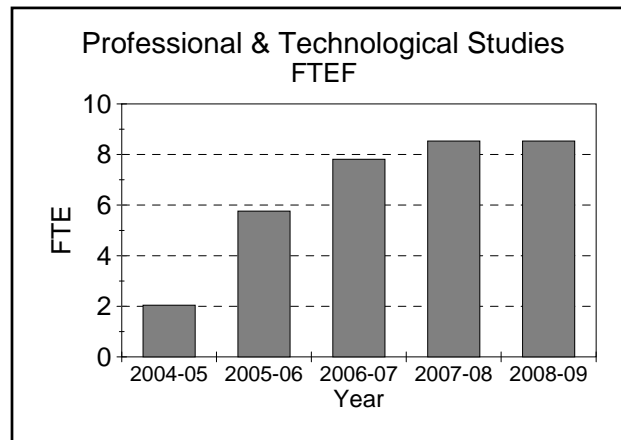
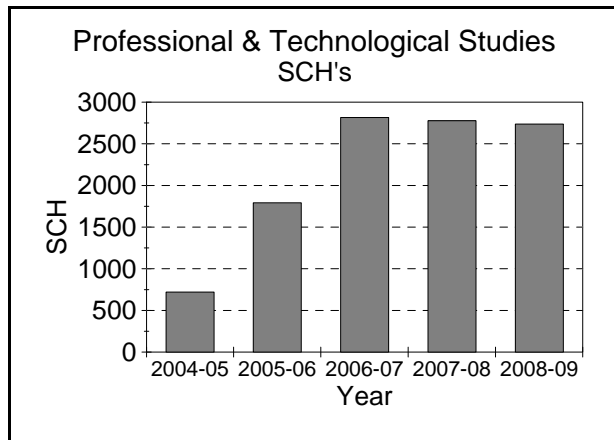
Caution: When viewing graphs, please note the differences in scales
Source: Office of Institutional Research, g:\...\facload\0809\prdp1g.rsl

Ferris State University

Student Credit Hours (SCH), Full Time Equated Faculty (FTEF) and SCH/FTEF Aggregated by Department

Fall and Winter Terms Combined

Professional & Technological Studies (College of Professional & Technological Studies)



<u>Year</u>	<u>SCH</u>	<u>FTEF</u>	<u>SCH/FTEF</u>
2004-05	721.00	2.04	352.57
2005-06	1,791.00	5.76	311.21
2006-07	2,815.00	7.81	360.53
2007-08	2,777.00	8.53	325.66
2008-09	2,737.00	8.53	320.74

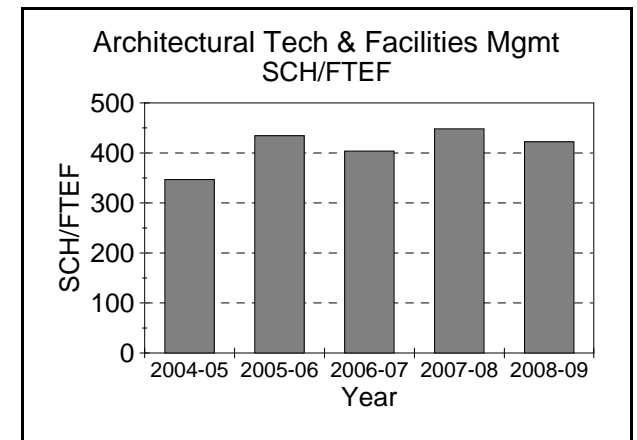
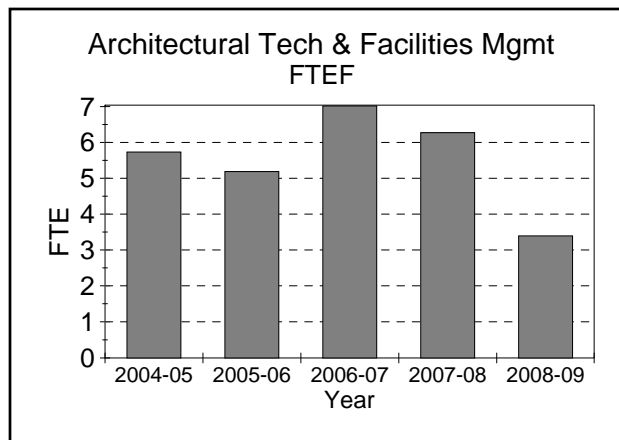
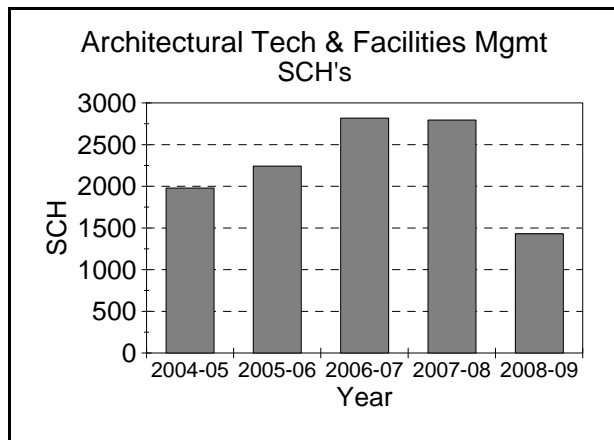
Caution: When viewing graphs, please note the differences in scales
Source: Office of Institutional Research, g:\...fload\0809\prdps1g.rsl

Ferris State University

Student Credit Hours (SCH), Full Time Equated Faculty (FTEF) and SCH/FTEF Aggregated by Department

Fall and Winter Terms Combined

Architectural Tech & Facilities Mgmt (College of Technology)



<u>Year</u>	<u>SCH</u>	<u>FTEF</u>	<u>SCH/FTEF</u>
2004-05	1,979.00	5.70	346.92
2005-06	2,242.00	5.16	434.45
2006-07	2,817.00	6.98	403.80
2007-08	2,795.00	6.24	448.04
2008-09	1,429.00	3.38	422.16

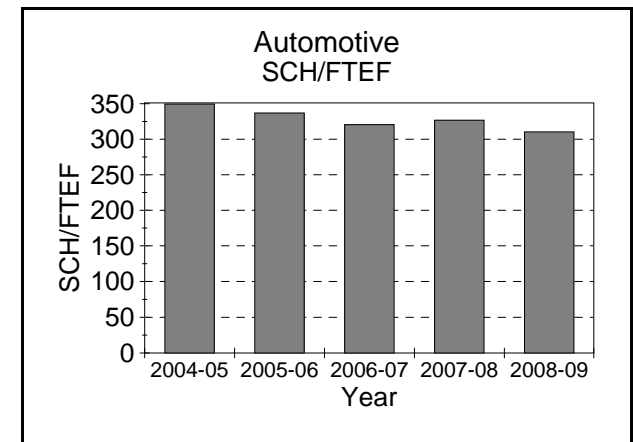
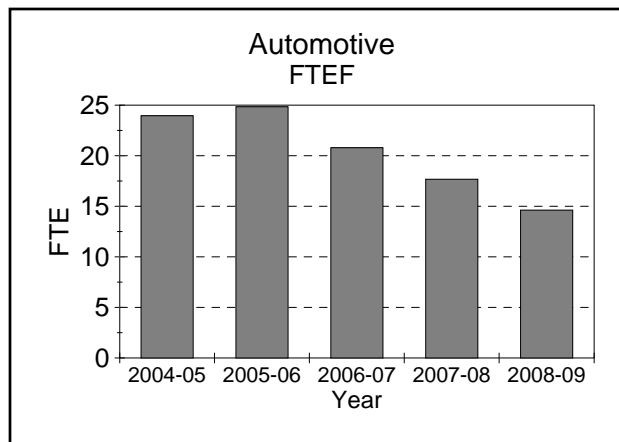
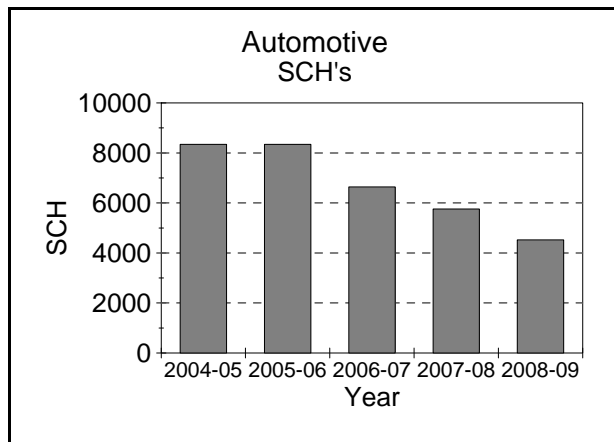
Caution: When viewing graphs, please note the differences in scales
Source: Office of Institutional Research, g:\...fload\0809\prte1g.rsl

Ferris State University

Student Credit Hours (SCH), Full Time Equated Faculty (FTEF) and SCH/FTEF Aggregated by Department

Fall and Winter Terms Combined

Automotive (College of Technology)



<u>Year</u>	<u>SCH</u>	<u>FTEF</u>	<u>SCH/FTEF</u>
2004-05	8,345.00	23.95	348.37
2005-06	8,345.00	24.84	335.98
2006-07	6,644.00	20.79	319.60
2007-08	5,756.00	17.67	325.75
2008-09	4,522.00	14.62	309.41

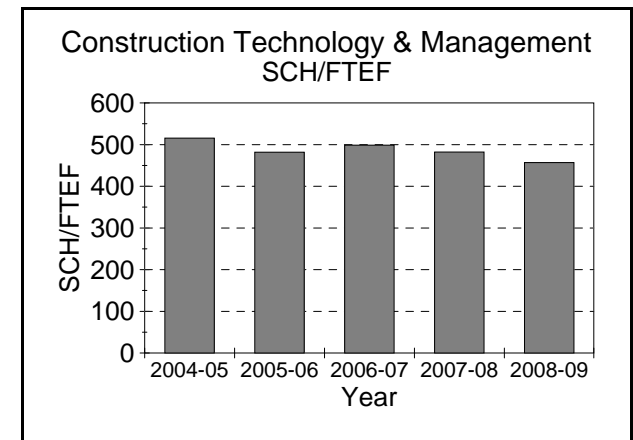
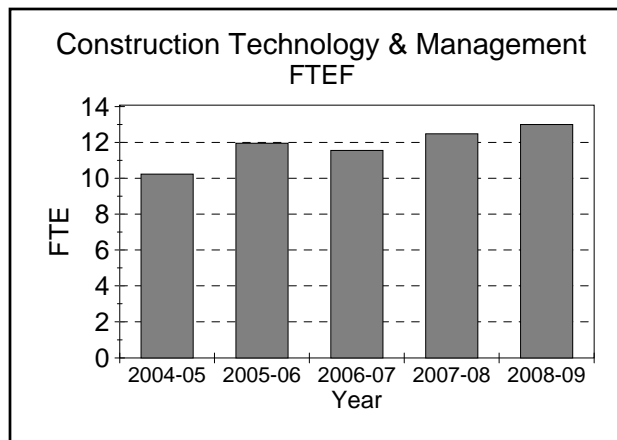
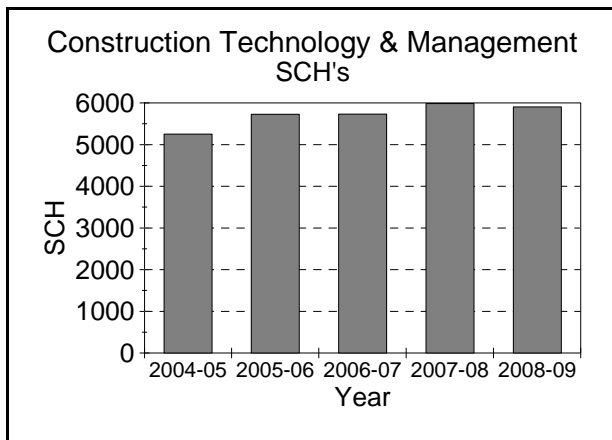
Caution: When viewing graphs, please note the differences in scales
Source: Office of Institutional Research, g:\...vacload\0809\prdte2g.rsl

Ferris State University

Student Credit Hours (SCH), Full Time Equated Faculty (FTEF) and SCH/FTEF Aggregated by Department

Fall and Winter Terms Combined

Construction Technology & Management (College of Technology)



<u>Year</u>	<u>SCH</u>	<u>FTEF</u>	<u>SCH/FTEF</u>
2004-05	5,251.00	10.18	515.58
2005-06	5,729.00	11.89	481.67
2006-07	5,732.00	11.49	498.76
2007-08	5,984.00	12.41	482.08
2008-09	5,903.00	12.93	456.71

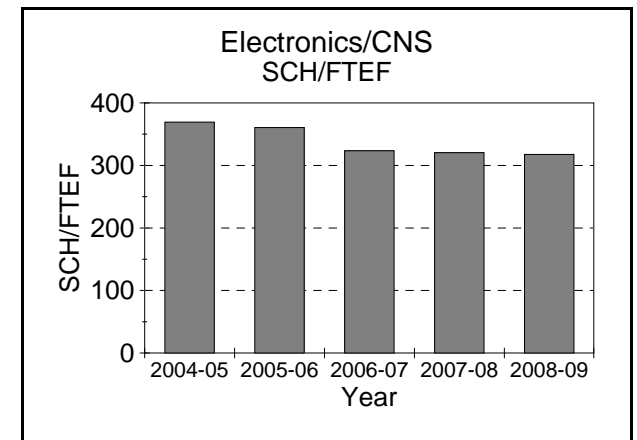
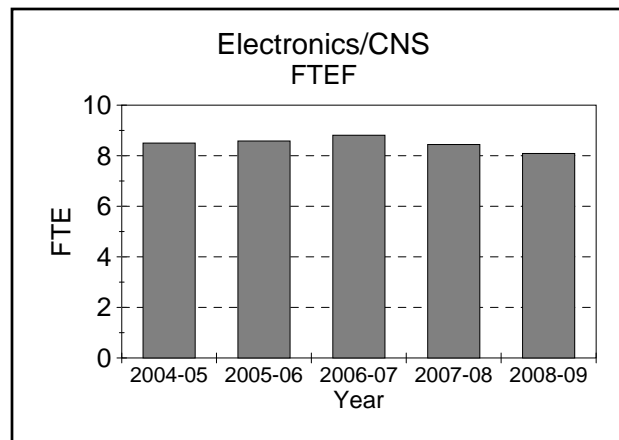
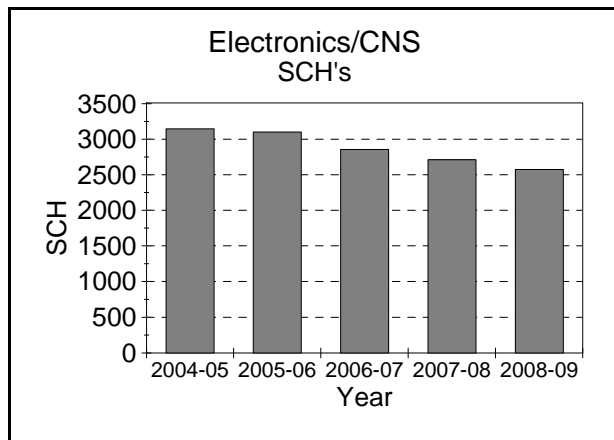
Caution: When viewing graphs, please note the differences in scales
Source: Office of Institutional Research, g:\...fload\0809\prde3g.rsl

Ferris State University

Student Credit Hours (SCH), Full Time Equated Faculty (FTEF) and SCH/FTEF Aggregated by Department

Fall and Winter Terms Combined

Electronics/CNS (College of Technology)



<u>Year</u>	<u>SCH</u>	<u>FTEF</u>	<u>SCH/FTEF</u>
2004-05	3,137.00	8.50	369.28
2005-06	3,093.00	8.58	360.65
2006-07	2,848.00	8.81	323.38
2007-08	2,705.00	8.44	320.47
2008-09	2,569.00	8.09	317.55

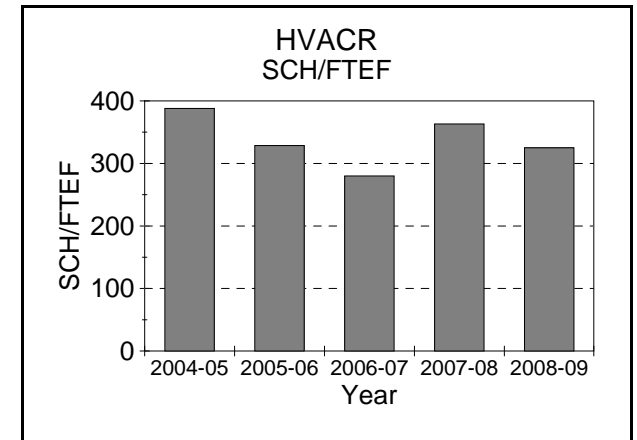
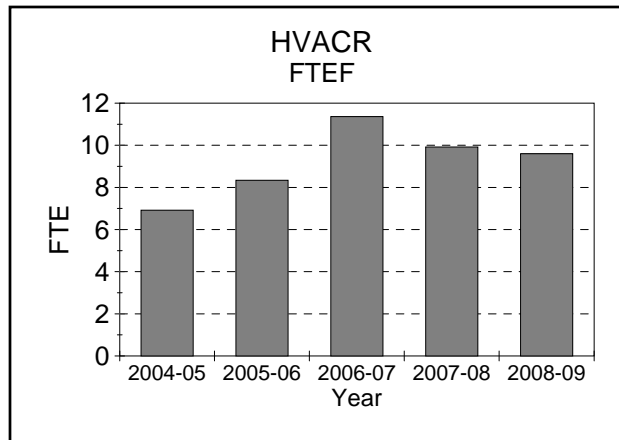
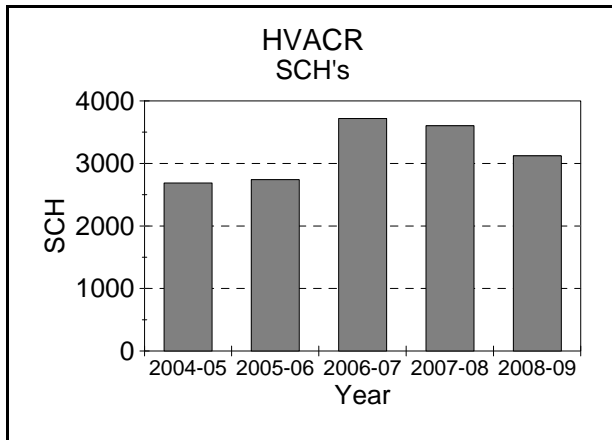
Caution: When viewing graphs, please note the differences in scales
Source: Office of Institutional Research, g:\...fload\0809\prpte4g.rsl

Ferris State University

Student Credit Hours (SCH), Full Time Equated Faculty (FTEF) and SCH/FTEF Aggregated by Department

Fall and Winter Terms Combined

HVACR (College of Technology)



<u>Year</u>	<u>SCH</u>	<u>FTEF</u>	<u>SCH/FTEF</u>
2004-05	2,687.00	6.92	388.08
2005-06	2,742.00	8.34	328.65
2006-07	3,719.00	11.36	279.96
2007-08	3,604.00	9.92	363.18
2008-09	3,121.00	9.60	325.10

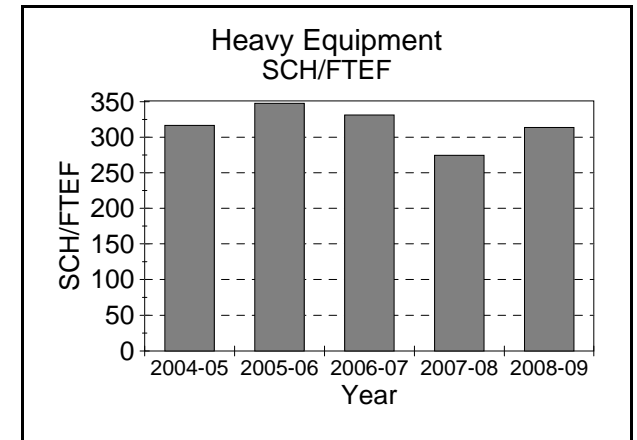
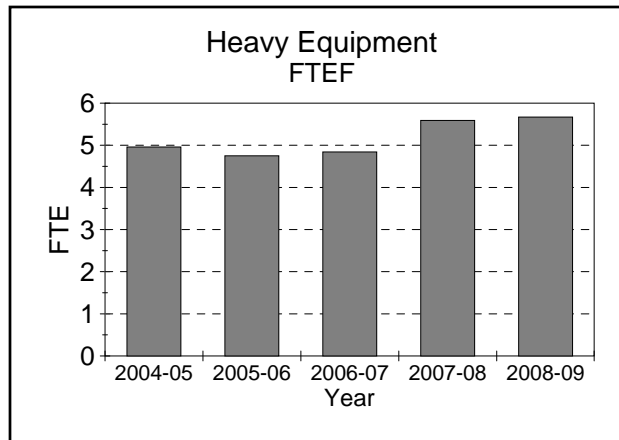
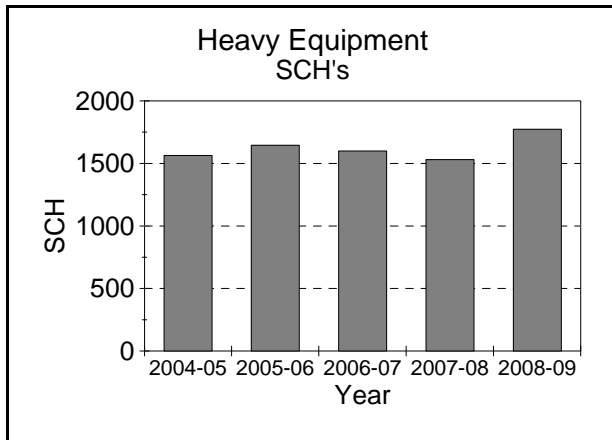
Caution: When viewing graphs, please note the differences in scales
Source: Office of Institutional Research, g:\...fload\0809\prdt5g.rsl

Ferris State University

Student Credit Hours (SCH), Full Time Equated Faculty (FTEF) and SCH/FTEF Aggregated by Department

Fall and Winter Terms Combined

Heavy Equipment (College of Technology)



<u>Year</u>	<u>SCH</u>	<u>FTEF</u>	<u>SCH/FTEF</u>
2004-05	1,564.00	4.96	315.64
2005-06	1,646.00	4.75	346.53
2006-07	1,599.00	4.84	330.37
2007-08	1,531.00	5.59	273.88
2008-09	1,774.00	5.67	312.87

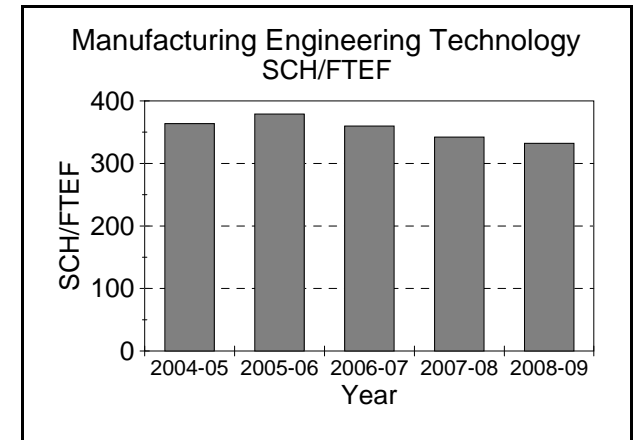
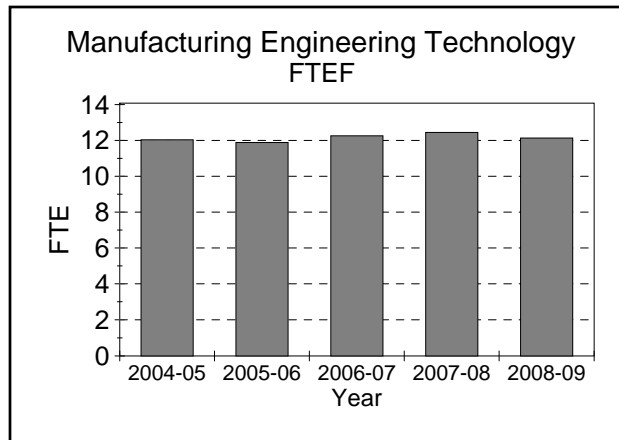
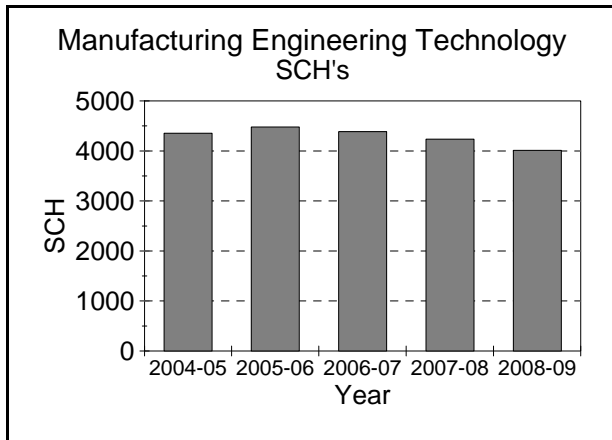
Caution: When viewing graphs, please note the differences in scales
Source: Office of Institutional Research, g:\...fload\0809\prdt6g.rsl

Ferris State University

Student Credit Hours (SCH), Full Time Equated Faculty (FTEF) and SCH/FTEF Aggregated by Department

Fall and Winter Terms Combined

Manufacturing Engineering Technology (College of Technology)



<u>Year</u>	<u>SCH</u>	<u>FTEF</u>	<u>SCH/FTEF</u>
2004-05	4,354.00	11.97	363.60
2005-06	4,480.00	11.82	379.10
2006-07	4,385.00	12.19	359.74
2007-08	4,234.00	12.38	342.11
2008-09	4,010.00	12.07	332.23

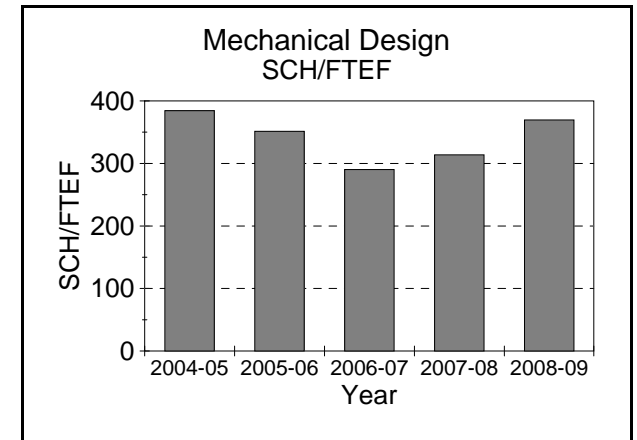
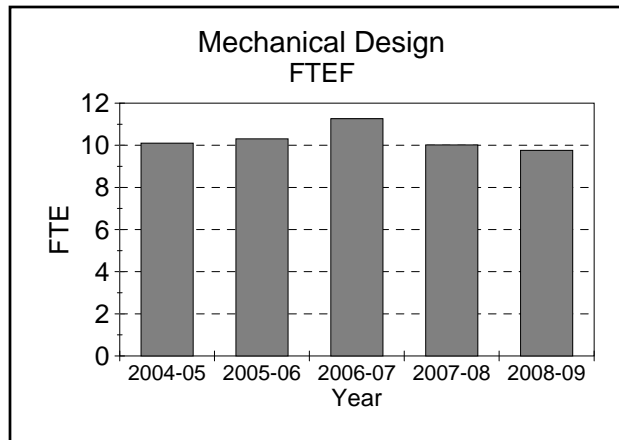
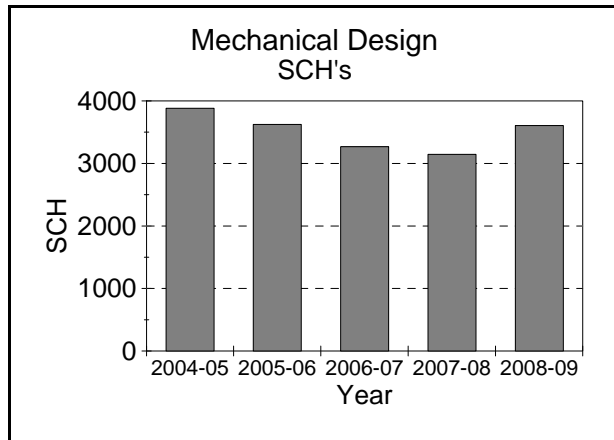
Caution: When viewing graphs, please note the differences in scales
Source: Office of Institutional Research, g:\...fload\0809\prdt7g.rsl

Ferris State University

Student Credit Hours (SCH), Full Time Equated Faculty (FTEF) and SCH/FTEF Aggregated by Department

Fall and Winter Terms Combined

Mechanical Design (College of Technology)



<u>Year</u>	<u>SCH</u>	<u>FTEF</u>	<u>SCH/FTEF</u>
2004-05	3,882.00	10.10	384.29
2005-06	3,623.00	10.31	351.36
2006-07	3,268.00	11.26	290.25
2007-08	3,144.00	10.02	313.85
2008-09	3,606.00	9.76	369.66

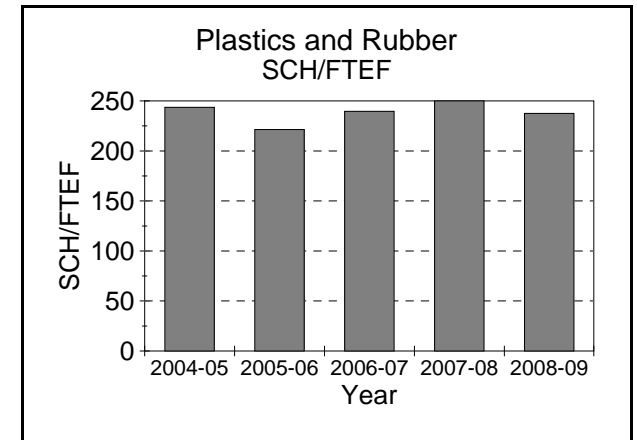
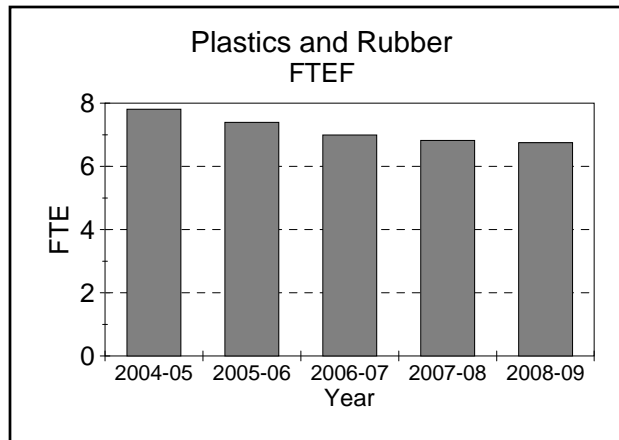
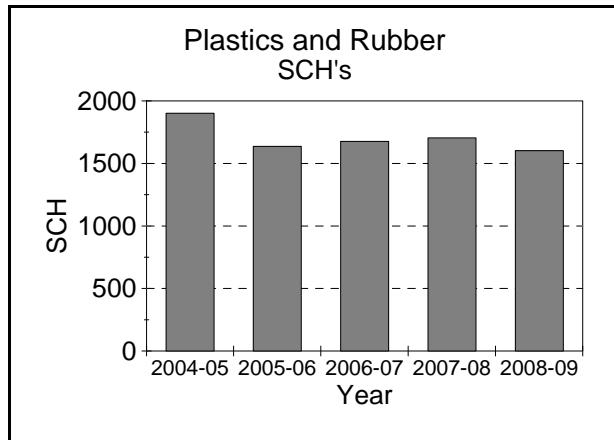
Caution: When viewing graphs, please note the differences in scales
Source: Office of Institutional Research, g:\...fload\0809\prdt8g.rsl

Ferris State University

Student Credit Hours (SCH), Full Time Equated Faculty (FTEF) and SCH/FTEF Aggregated by Department

Fall and Winter Terms Combined

Plastics and Rubber (College of Technology)



<u>Year</u>	<u>SCH</u>	<u>FTEF</u>	<u>SCH/FTEF</u>
2004-05	1,902.00	7.81	243.59
2005-06	1,637.00	7.39	221.42
2006-07	1,676.00	6.99	239.68
2007-08	1,704.00	6.82	249.98
2008-09	1,602.00	6.75	237.51

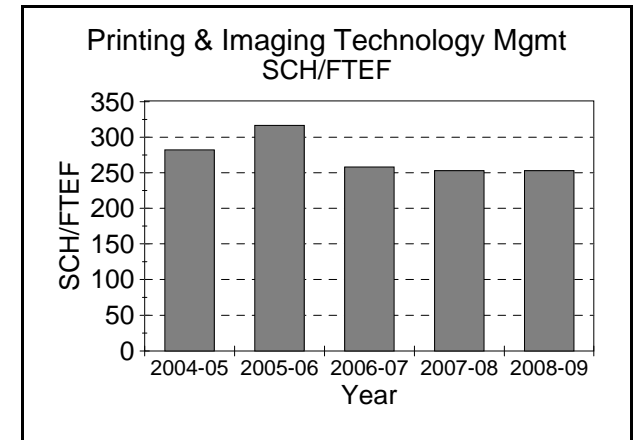
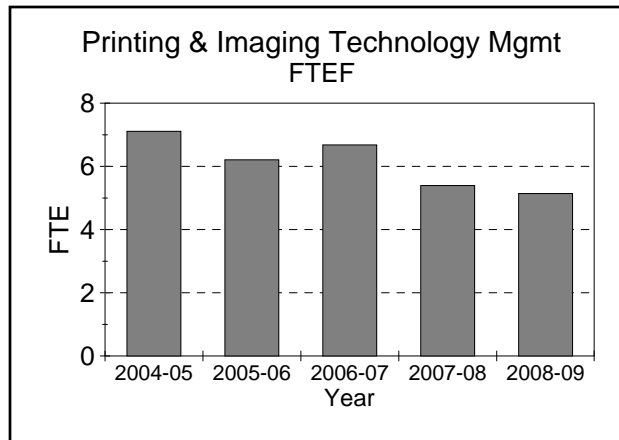
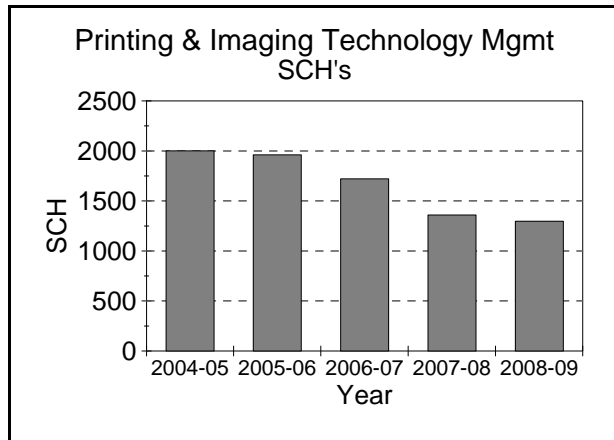
Caution: When viewing graphs, please note the differences in scales
Source: Office of Institutional Research, g:\...facload\0809\prdt9g.rsl

Ferris State University

Student Credit Hours (SCH), Full Time Equated Faculty (FTEF) and SCH/FTEF Aggregated by Department

Fall and Winter Terms Combined

Printing & Imaging Technology Mgmt (College of Technology)



<u>Year</u>	<u>SCH</u>	<u>FTEF</u>	<u>SCH/FTEF</u>
2004-05	2,001.00	7.11	281.53
2005-06	1,961.00	6.21	315.78
2006-07	1,721.00	6.68	257.44
2007-08	1,360.00	5.39	252.37
2008-09	1,297.00	5.14	252.33

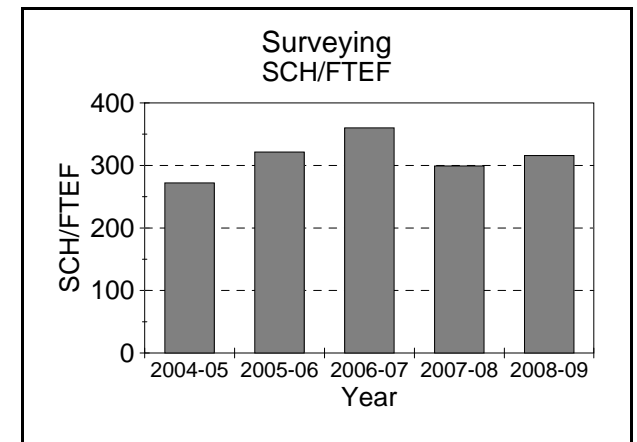
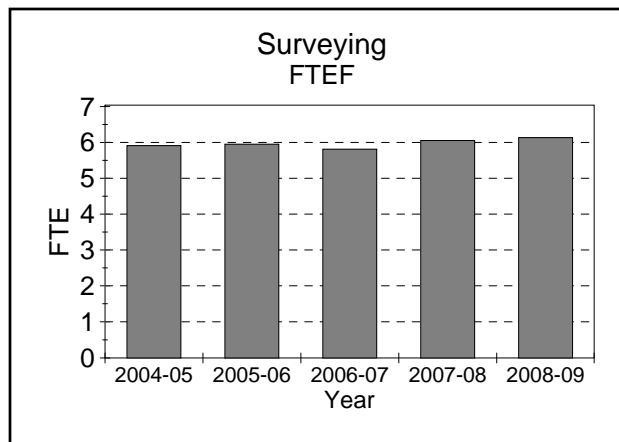
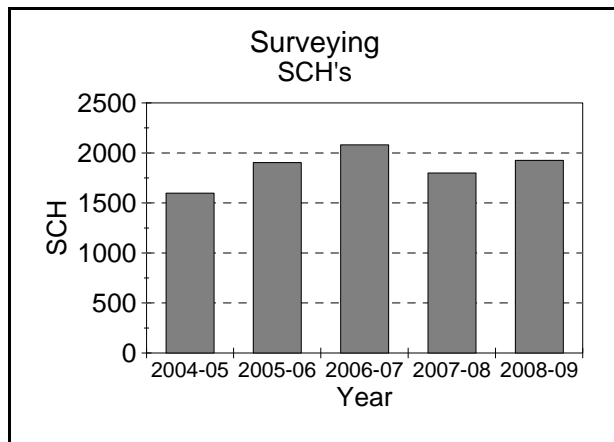
Caution: When viewing graphs, please note the differences in scales
Source: Office of Institutional Research, g:\...\facload\0809\prdte10g.rsl

Ferris State University

Student Credit Hours (SCH), Full Time Equated Faculty (FTEF) and SCH/FTEF Aggregated by Department

Fall and Winter Terms Combined

Surveying (College of Technology)



<u>Year</u>	<u>SCH</u>	<u>FTEF</u>	<u>SCH/FTEF</u>
2004-05	1,598.00	5.88	271.92
2005-06	1,904.00	5.92	321.43
2006-07	2,081.00	5.78	360.02
2007-08	1,799.00	6.02	299.07
2008-09	1,925.00	6.10	315.83

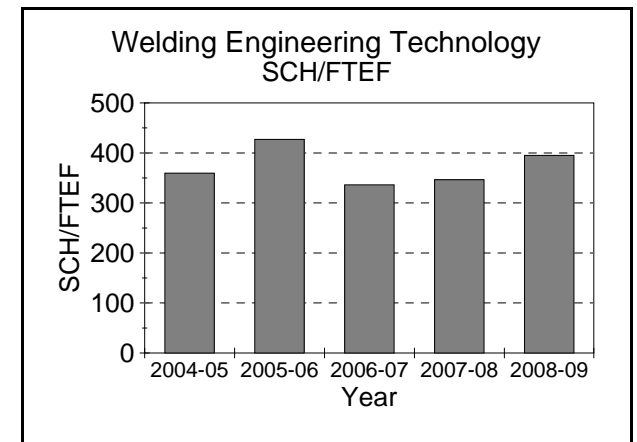
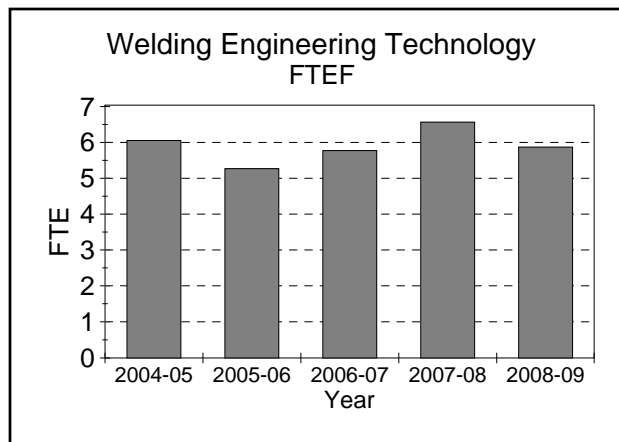
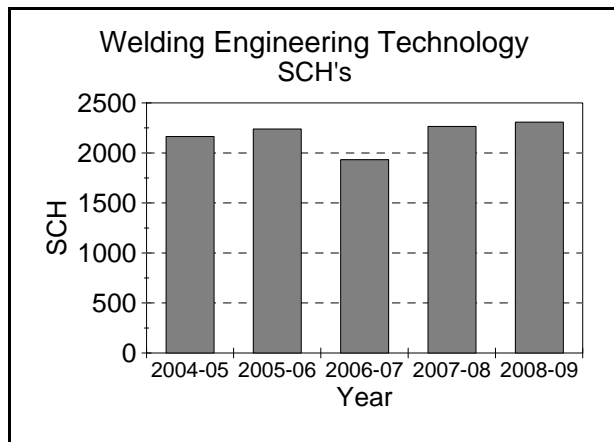
Caution: When viewing graphs, please note the differences in scales
Source: Office of Institutional Research, g:\...\facload\0809\prdte11g.rsl

Ferris State University

Student Credit Hours (SCH), Full Time Equated Faculty (FTEF) and SCH/FTEF Aggregated by Department

Fall and Winter Terms Combined

Welding Engineering Technology (College of Technology)



<u>Year</u>	<u>SCH</u>	<u>FTEF</u>	<u>SCH/FTEF</u>
2004-05	2,164.00	6.02	359.47
2005-06	2,240.00	5.24	427.11
2006-07	1,932.00	5.74	336.29
2007-08	2,265.00	6.53	346.60
2008-09	2,308.00	5.84	395.21

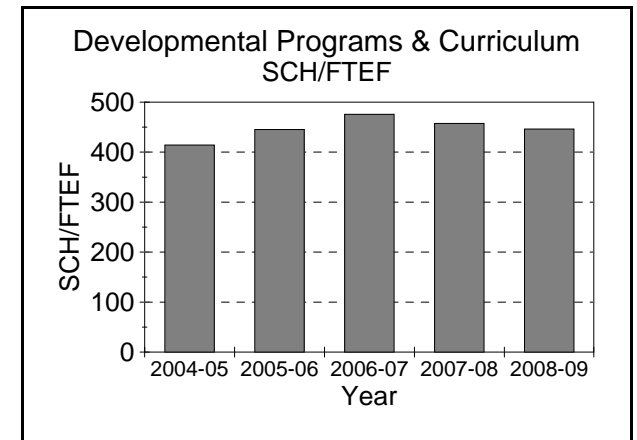
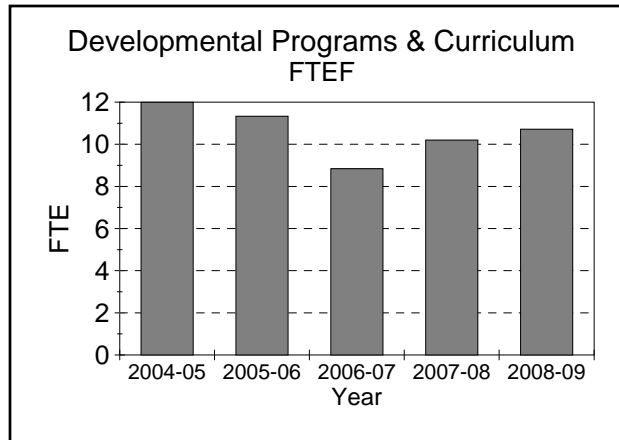
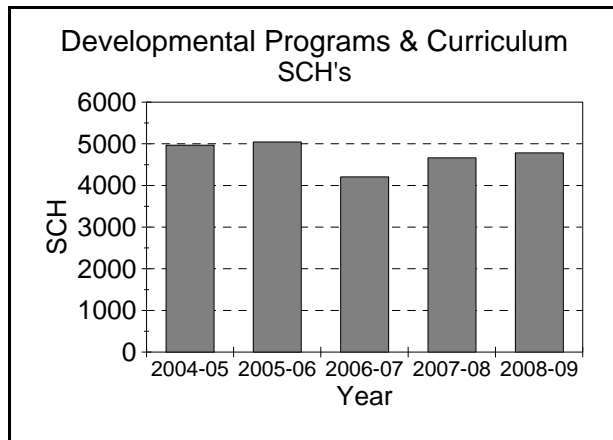
Caution: When viewing graphs, please note the differences in scales
Source: Office of Institutional Research, g:\...\facload\0809\prdte12g.rsl

Ferris State University

Student Credit Hours (SCH), Full Time Equated Faculty (FTEF) and SCH/FTEF Aggregated by Department

Fall and Winter Terms Combined

Developmental Programs & Curriculum (University College)



<u>Year</u>	<u>SCH</u>	<u>FTEF</u>	<u>SCH/FTEF</u>
2004-05	4,967.00	11.99	414.35
2005-06	5,045.00	11.33	445.33
2006-07	4,205.00	8.84	475.68
2007-08	4,664.00	10.20	457.29
2008-09	4,782.00	10.72	446.24

Caution: When viewing graphs, please note the differences in scales
Source: Office of Institutional Research, g:\...\facload\0809\prduc1g.rsl