

PRODUCTIVITY

Productivity Report

Fall 2007 - Spring 2012

INDEX

Page

i – iii.....	Preface
iv – v.....	Course Prefix Coding Scheme

Detail of SCH/FTEF (White Pages)

1**Ferris State University**

2,3**College of Engineering Technology (College of Technology)**

5,13,16,47	Architectural Tech & Facilities Mgmt (ARCH, FMAN)
5,13,16,47	Automotive (AMGT, AUTO)
5,13,16,17,47	Construction Technology & Management (BCTM, CETM, CONM)
5,13,17,20,47,48.....	EET-CNS (ECNS, EEET)
5,17	Energy Systems (ENGY)
5,6,17,18,48	HVACR (HVAC)
6,13,18,59,48	Heavy Equipment (HEQT, HSET)
6,13,18,57,48	Manufacturing Eng Tech (MATL, MFGE, MFGT)
6,13,19,48,49	Mechanical Design (CDTD, ETEC, MECH, PDET)
6,13,19,20,58,49.....	Plastics and Rubber (PLTS, PPET, RUBR)
7,14,20,59,49	Printing & Imaging Technology Mgmt (NMPP, PHOT, PMGT, PTEC)
7,14,21,21,50	Surveying (CENG, GISC, SURE)
7,14,21,50	Welding Engineering Technology (WELD)

2**College of Allied Health Sciences**

7,24,22,23,27	Clinical Lab, Resp Care and Health Admin (CAHS, CCHS, CLLS, DMOL, EHSM, HCSA, MRIS, RESP)
7,8,23,24,27	Dental Hygiene and Medical Imaging (DHYG, NUCM, RADI, SONO)
8,24,.....	School of Nursing (NURS)

INDEX

<u>Page</u>	<u>Detail of SCH/FTEF cont.</u>
2	College of Arts and Sciences
8,25	Biology (BIOL, HORT, INBI)
8,25	College of Arts and Sciences(COAS)
8,9,25,26,27,28,29	Humanities (AFAM, ARTH, ARTS, COMH, COMM, FILM, HISH, HIST, HUMH, HUMN, MUSI, PHIH, PHIL, RELG,RELH, THTH, THTR, WGST)
9,29,30,31	Languages & Literature (ENGL, ENGP, FREN, FRNH, GERM, JRNL, LANG, LITH, LITR, SPAN)
9,31	Mathematics (CPSC, MATH)
9,31,32	Physical Sciences (ASTR, CHEM, GEOL, INPS, PHSC, PHYS)
10,32,33,34	Social Sciences Dept (ANHH, ANTH, GEOG, PLSC, PSYC, PSYH, SCWK, SOCH, SOCY, SSCI)
2	College of Business
10,35,36	Accountancy, Finance, Info Systems (ACCT, CITS,FINC, HSCJ, ISIN, ISYS, MISM, PROJ)
10,36,37	Management (BLAW, BUSN, ECON, INTB, LLAW, MGMT, MMBA, REAL)
10,11,38,39	Marketing (ADVG, AIMC, ECOM, GRDE, MKTG, PREL, RETG, STQM)
11,39,40	Sports, Entertainment, Hospitality Management (HOMT, MIMG, PGMG, PTMG, RFIM)
2,3	College of Education & Human Services
11,41	Criminal Justice (CRIM, MSCI)
11,41	Recreation Leisure Services & Wellness (RMLS)
11,12,41,42,43	School of Education Dept (ECTE, EDCD, EDGP, EDLA, EDLE, EDPE, EDPH, EDUC, ERLA, ESPN)
12,43	Television Production (TVPR)
3	College of Pharmacy
12,44	Pharmacy (PHAD, PHAR, PHCG, PHCH, PHCL, PHPR)

INDEX

<u>Page</u>	<u>Detail of SCH/FTEF cont.</u>
-------------	---------------------------------

3**College of Professional and Technological Studies**

12,45,46..... Professional and Technological Studies (AESL, APPS, DAGD, ESLC, ESLG, ESLP, ESLR, ESLS, ESLW, GLBL, GLEL, IDSL, SENG)

3,4**Kendall College of Art & Design**

14,51,52..... Design Studies (KCDC, KCDM, KCDS, KCFD, KCFS, KCGD, KCHP, KCID, KCIL, KCIN, KCVC, KDES)

14,15,53,54,55 Fine Arts/Foundation (KCDR, KCED, KCFA, KCFN, KCMJ, KCPA, KCPH, KCPR, KCSF, KGDR, KGED, KGFA, KGPA, KGPH, KGPR)

15,55,56..... Liberal Arts & Sciences/Arts History (KCAH, KCHU, KCSC, KCSS, KGAH)

4**Michigan College of Optometry (College of Optometry)**

15,57 Optometry (OPTM)

4**University College**

15,58,59..... Developmental Programs & Curriculum (CARE, DIST, FSUS, HNRS, NASE, ORSA, READ, UNCP, UNIV)

Ranked Listing of SCH/FTEF (Buff Pages)

60 College

61-63 Department

64-76 Course Prefix

Graphs of SCH/FTEF (Gray Pages)

77 Pie Chart - College

78 Graphs - FSU

79-88 Graphs - College

89-125 Graphs - Department

PREFACE

The Productivity Report is produced each summer by the Ferris State University Office of Institutional Research and Testing. All information provided in this publication is drawn from existing university data systems. Any person having questions, suggestions, or requests for more detailed information should contact the Office of Institutional Research and Testing at extension 3800.

Readers should note that in the tables of this report, the whole may not equal the sum of the parts because of rounding. Data has been summed and then rounded.

This report details productivity trends at FSU over the past five years. The report shows data for Fall 2007 through Spring 2012. Data is shown in detail by university (page 1), by college (pages 2 through 4), by department (pages 5 through 15), and by course prefix (pages 16 through 59). Summary information for the current year shows SCH/FTEF in ranked order by college (page 60), by department (pages 61 through 63) and by course prefix (pages 64 through 76). Graphs showing SCH and FTEF data are on pages 77 through 125.

EXPLANATION OF TERMS:

Student Credit Hours (SCH) - SCH is the product of the credit value of a course and the number of students enrolled in the course on the official fourth day of classes for that semester. For example, a 4 credit course section containing 50 students on the fourth day of classes would generate 200 student credit hours.

Full-Time Equated Faculty (FTEF) - A faculty member working full-time for fall and spring semester (fall semester 1 FTEF + spring semester 1 FTEF = Average F + W 1 FTEF). Overloads and part-time faculty produce a fraction of an FTEF. **No sabbatical or 100% release-time FTEF are included in this report.** When student credit hours are produced by administrators and/or ROTC personnel, zeros are shown in the corresponding full time equated faculty columns and are not included in the ranked listings.

SCH/FTEF - A measure of productivity. This gives the average number of student credit hours generated per full-time equated faculty member. When SCH is divided by zero FTEF (zero results from administrators and/or ROTC personnel teaching courses) the SCH/FTEF columns contain blanks. When a zero FTE occurs in Fall or Spring, the overall SCH/FTE must be recalculated.

NOTE: If there are not SCH's and/or FTE's in both the Fall and the Spring Term Columns, please disregard the Annualized Productivity Figures (listed in the last column on the page). You will need to look at the particular Fall or Spring Term to see the Correct Productivity Measure. Also note that if there is a department and/or college name change the data will appear with the correct name and correct term. Please contact the Office of Institutional Research and Testing if you have any questions.

As shown on page 1, during the Fall and Spring semester of the 2011-12 school year, Ferris State University had 710.50 full-time equated **teaching** faculty. A total of 322,930.50 student credit hours were produced, for an average of 454.51 student credit hours produced per FTEF. The same comparisons have been made for specific terms, by college, department and course prefix.

(The SCH and FTEF FSU totals shown in this report are the same totals submitted to the State of Michigan through the HEIDI system.)

PREFACE cont.

Special Notes for 2007-2008:

There were 11 new course prefixes added during the 2006-2007 year: (1) AMGT – Automotive Management, College of Technology - Automotive (2) ANHH – Anthropology Honors, Arts & Sciences – Social Sciences (3) CENG – Civil Engineering, College of Technology - Surveying (4) ENGP – English Professional, Arts & Sciences - Language & Literature (5) FRNH – Lit of the French World- Honors, Arts & Sciences - Language & Literature (6) GISG – Geographic Information Science, College of Technology - Surveying (7) ISIN – Information Security and Intel, Business – Accountancy, Finance, Info Systems (8) KCGD – Kendall –Graphic Design, Kendall – Design Studies (9) PSYH - Psychology Honors, Arts & Sciences – Social Sciences (10) SENG – Software Engineering, College of Professional and Technological Studies – Professional and Technological Studies (11) SOCH – Sociology Honors, Arts & Sciences - Social Sciences

Special Notes for 2008-2009:

There were no new course prefixes added during the 2008-2009 year.

Effective Spring 2009 the College of Technology changed its name to College of Engineering Technology.

Special Notes for 2009-2010:

There were 6 new course prefixes added during the 2009-2010 year: (1) AIMC – Adversiting/Integrate Mkg Communications, College of Business – Marketing, (2) COAS - College of Arts & Sciences – College of Arts & Sciences, (3) EDLE – Educational Leadership, College of Education and Human Services – School of Education Dept, (4) KCDR – Kendall Drawing, Kendall College of Art & Design – Fine Arts/Foundation, (5) KCPR - Kendall Printmaking, Kendall College of Art & Design – Fine Arts/Foundation, and (5) THTH – Theater Honors, College of Arts & Sciences – Humanities.

Special Notes for 2010-2011:

There were 15 new course prefixes added during the 2010-2011 year: (1) CITS – Computer Information Technology Systema, College of Business - Accounting, Finanace, Information Systems (2) ESLC – English Second Language Communication, College of Professional and Technological Studies – Professional and Technological Studies (3) ESLR – English Second Language Reading, College of Professional and Technological Studies – Professional and Technological Studies Communication, (4) ESLW – English Second Language Writing, College of Professional and Technological Studies – Professional and Technological Studies and Technological Studies (5) GLBL – Global Connections, College of Professional and Technological Studies – Professional and Technological Studies (6) GLEL – Global Experiential Learning, College of Professional and Technological Studies – Professional and Technological Studies (7) IDSL – Information Security and Intel, Business – Accountancy, Finance, Info Systems (8) KGAH – Kendall Graduate Art History, Kendall College of Art & Design – Liberal Arts & Sciences/Arts History (9) KGDR – Kendall Graduate Drawing, Kendall College of Art & Design – Fine Arts/Foundation (10) KGED – Kendall Graduate Art Education, Kendall College of Art & Design – Fine Arts/Foundation (11) KGFA – Kendall Graduate Fine Arts, Kendall College of Art & Design – Fine Arts/Foundation (12) KGPA – Kendall Graduate Painting, Kendall College of Art & Design – Fine Arts/Foundation (13) KGPH – Kendall Graduate Photography, Kendall College of Art & Design – Fine Arts/Foundation (14) KGPR – Kendall Graduate Printmaking, Kendall College of Art & Design – Fine Arts/Foundation (15)PPET - Plastics/Polymer Engineering Technology, College of Engineering Technology – Plastics and Rubber.

PREFACE cont.

Special Notes for 2011-2012:

There were 9 new course prefixes added during the 2011-2012 year: (1) AESL – Accelerated English Second Language, College of Professional and Technological Studies – Professional and Technological Studies (2) DMOL – Molecular Diagnostics, College of Allied Health Sciences – Clinical Lab, Resp Care & Hlth Admin (3) ENGY – Energy, College of Engineering Technology – Energy Systems (4) ESLG – English Second Language Grammer, College of Professional and Technological Studies – Professional and Technological Studies (5) ESLP – English Second Language Prog, College of Professional and Technological Studies – Professional and Technological Studies and Technological Studies (6) ESLS – English Second Language Speaking, College of Professional and Technological Studies – Professional and Technological Studies and Technological (7) KCDC – Kendall-Design Collaboration, Kendall College of Art & Design – Design Studies (8) KCFS – Kendall Fashion Studies, Kendall College of Art & Design – Design Studies (9) PROJ – Project Management, College of Business – Accounting, Finance, Inforamtion Systems.

Effective Summer 2011 a new department was added to the College of Engineering Technology – Energy Systems.

COURSE PREFIX CODING SCHEME

PREFIX	COURSE DESCRIPTION	PREFIX	COURSE DESCRIPTION	PREFIX	COURSE DESCRIPTION
ABOD	Automotive Body	DAGD	Digital Animation and Game Design	GEOL	Geology
ACCT	Accountancy	DHYG	Dental Hygiene	GERM	German
ADVG	Advertising	DIST	Directed Studies	GISC	Geographic Information Science
AESL	Accelerated English Second Language	DMOL	Molecular Diagnostics	GLBL	Global Connections
AFAM	African American Studies	ECNS	Computer Network and Systems	GLEL	Global Experiential Learning
AHEM	Automotive/Heavy Equipment Management	ECOM	E-Commerce	GRDE	Graphic design
AIMC	Advertising/Integrate Mktg Communications	ECON	Economics	HCSA	Health Care Systems Administration
AMGT	Automotive Management	ECTE	Educational Career Technical Education	HEQT	Heavy Equipment Technology
AMST	American Studies	EDCD	Child Development	HISH	History Honors
ANHH	Anthropology Honors	EDGP	Education Get Promoted	HIST	History
ANTH	Anthropology	ENGY	Energy	HNRS	Honors
APPS	Applied Science	EDLA	Education Language Arts	HOMT	Hospitality Management
ARCH	Architectural Technology	EDLE	Educational Leadership	HORT	Horticulture
ARTH	Art History	EDPE	Education Physical Education	HSCJ	Homeland Security - Digital Security & Forensics
ARTS	Art	EDPH	Philanthropy Education	HSET	Heavy Equipment Serv Engineering Tech
ASTR	Astronomy	EDUC	Education	HUMH	Humanities Honors
AUTO	Automotive Service Technology	EEET	Electrical & Electronics Engineering Tech	HUMN	Humanities
BCTM	Building Construction	EHSM	Environmental Health & Safety Management	HVAC	Heating, Ventilation, Air Cond & Refrig Tech
BIOL	Biology	ENGL	English	IDSL	Interdisciplinary Studies in Leadership
BLAW	Business Law	ENGP	English Professional	INBI	Integrated Biology
BUSN	Business	ERLA	Education Reading Language Arts	INPS	Integrated Physical Sciences
CAHS	Allied Health Science	ESLC	English Second Language Communication	INTB	International Business
CARE	Career Exploration	ESLG	English Second Language Grammer	ISIN	Information Security and Intel
CCHS	Core Curriculum Health Sciences	ESLP	English Second Language Prog	ISYS	Computer Information Systems
CDTD	CAD Drafting & Tool Design	ESLR	English Second Language Reading	JRNL	Journalism
CENG	Civil Engineering	ESLS	English Second Language Speaking	KCAH	Kendall College Art History
CETM	Civil Engineering Technology	ESLW	English Second Language Writing	KCDM	Kendall College Digital Media
CHEM	Chemistry	ESPN	Education Special Needs	KCDC	Kendall-Design Collaboration
CITS	Computer Information Technology Systems	ETEC	Engineering Graphics	KCDR	Kendall Drawing
CLLS	Clinical Laboratory Science	FILM	Film	KCDS	Kendall College Design Studies
COAS	College of Arts & Sciences	FINC	Finance	KCED	Kendall Education
COMH	Communication Honors	FMAN	Facilities Management	KCFA	Kendall College Fine Arts
COMM	Communication	FREN	French	KCFD	Kendall College Furniture Design
CONM	Construction Management	FRNH	Lit of the French World-Honors	KCFN	Kendall College Foundation
CPSC	Computer Science	FSUS	Ferris State University Seminar	KCFS	Kendall-Fashion Studies
CRIM	Criminal Justice	GEOG	Geography		

COURSE PREFIX CODING SCHEME cont.

PREFIX	COURSE DESCRIPTION	PREFIX	COURSE DESCRIPTION	PREFIX	COURSE DESCRIPTION
KCGD	Kendall-Graphic Design	MMBA	Master of Business Administration	REAL	Real Estate
KCHP	Kendall College Historic Preservation	MRIS	Medical Record Information Systems	RELG	Religions
KCHU	Kendall College Humanities	MSCI	Military Science	RELH	Religions Honors
KCID	Kendall College Interior Design	MUSI	Music	RESP	Respiratory Care
KCIL	Kendall College Illustration	NASE	National Student Exchange	RETG	Retailing
KCIN	Kendall College Industrial Design	NMPP	New Media Printing & Publishing	RFIM	Restaurant & Food Industry Management
KCMJ	Kendall Metals/Jewelry Design	NUCM	Nuclear Medicine	RMLS	Recreation Management & Leisure Studies
KCPA	Kendall Painting	NURS	Nursing	RUBR	Rubber Technology
KCPH	Kendall Photography	OPTM	Optometry	SCWK	Social Work
KCPR	Kendal Printmaking	ORSA	Study Abroad	SENG	Software Engineering
KCSC	Kendall College Science	PDET	Product Design Engineering Technology	SOCH	Sociology Honors
KCSF	Kendall Sculpture/Functional Art	PGMG	Professional Golf Management	SOCY	Sociology
KCSS	Kendall College Social Science	PHAD	Pharmacy Administration	SONO	Diagnostic Medical Sonography
KCVC	Kendall College Visual Communication	PHAR	Pharmaceutics	SPAN	Spanish
KDES	Kendall Design	PHCG	Pharmacognosy	SSCI	Social Sciences
KGAH	Kendall Graduate Art History	PHCH	Pharmaceutical Chemistry	STQM	Statistics and Quantitative Methods
KGDR	Kendall Graduate Drawing	PHCL	Pharmacology	SURE	Surveying Engineering
KGED	Kendall Graduate Art Education	PHIH	Philosophy Honors	THTH	Theater Honors
KGFA	Kendall Graduate Fine Arts	PHIL	Philosophy	THTR	Theater
KGPA	Kendall Graduate Painting	PHOT	Photography	TVPR	Television Production
KGPH	Kendall Graduate Photography	PHPR	Pharmacy Practice	UNCP	University College Program
KGPR	Kendall Graduate Printmaking	PHSC	Physical Science	UNIV	University
LANG	Language	PHYS	Physics	VISD	Visual Design and WEB Media
LITH	Literature Honors	PLSC	Political Science	WELD	Welding Engineering Technology
LITR	Literature	PLTS	Plastics Engineering Technology	WGST	Women & Gender Studies
LLAW	Law	PMGT	Printing Management		
MATH	Mathematics	PPET	Plastics/Polymer Engineering Technology		
MATL	Metallurgy	PREL	Public Relations		
MECH	Mechanical Engineering Technology	PROJ	Project Management		
MFGE	Manufacturing Engineering Technology	PSYC	Psychology		
MFGT	Manufacturing Tooling Technology	PSYH	Psychology Honors		
MGMT	Management	PTEC	Printing Technology		
MIMG	Music Industry Management	PTMG	Professional Tennis Management		
MISM	Master of Science Information Systems Mgmt	RADI	Radiography		
MKTG	Marketing	READ	Reading		

FERRIS STATE UNIVERSITY

Student Credit Hours (SCH), Full Time Equated Faculty (FTEF) and SCH/FTEF Aggregated by University

University	Year	<u>Student Credit Hours</u>				<u>Full Time Equated Faculty</u>				<u>SCH/FTEF</u>			
		Summer	Fall	Spring	F + SP (a)	Summer	Fall	Spring	Avg F + SP (b)	Summer	Fall	Spring	F + SP (a / b)
Ferris State University	2007-08	33,017.00	158,792.50	147,687.50	306,480.00	221.08	695.97	663.51	679.74	149.34	228.16	222.59	450.88
Ferris State University	2008-09	35,119.50	162,185.50	150,384.00	312,569.50	236.34	706.06	687.42	696.74	148.59	229.71	218.76	448.62
Ferris State University	2009-10	34,604.50	163,525.50	152,559.50	316,085.00	238.89	704.14	689.24	696.69	144.85	232.23	221.35	453.69
Ferris State University	2010-11	37,457.00	166,682.50	154,206.00	320,888.50	263.13	699.93	676.44	688.18	142.35	238.14	227.97	466.28
Ferris State University	2011-12	38,713.00	167,064.50	155,866.00	322,930.50	257.57	717.28	703.72	710.50	150.30	232.91	221.49	454.51

FERRIS STATE UNIVERSITY

Student Credit Hours (SCH), Full Time Equated Faculty (FTEF) and SCH/FTEF Aggregated by College

College	Year	<u>Student Credit Hours</u>				<u>Full Time Equated Faculty</u>				<u>SCH/FTEF</u>			
		Summer	Fall	Spring	F + SP (a)	Summer	Fall	Spring	Avg F + SP (b)	Summer	Fall	Spring	F + SP (a / b)
Coll of Engineering Technology	2008-09	0.00	0.00	17,040.00	17,040.00	0.00	0.00	101.31	50.65			168.20	336.40
Coll of Engineering Technology	2009-10	1,801.00	17,293.00	15,887.00	33,180.00	16.72	94.71	94.27	94.49	107.71	182.59	168.53	351.15
Coll of Engineering Technology	2010-11	2,187.00	16,778.00	16,116.00	32,894.00	19.07	84.10	88.58	86.34	114.65	199.51	181.94	380.99
Coll of Engineering Technology	2011-12	2,184.00	16,764.00	14,922.00	31,686.00	17.73	82.71	85.53	84.12	123.17	202.70	174.46	376.69
College of Allied Health	2007-08	5,139.00	12,535.00	12,741.00	25,276.00	24.56	48.95	49.65	49.30	209.23	256.08	256.60	512.68
College of Allied Health	2008-09	5,938.00	14,617.00	14,002.00	28,619.00	27.87	56.75	56.37	56.56	213.06	257.57	248.39	505.99
College of Allied Health	2009-10	6,617.00	15,986.00	16,428.00	32,414.00	37.38	60.07	68.02	64.05	177.00	266.11	241.51	506.09
College of Allied Health	2010-11	8,596.00	16,812.00	15,833.00	32,645.00	50.80	71.89	64.83	68.36	169.22	233.86	244.21	477.54
College of Allied Health	2011-12	8,554.00	16,346.00	16,203.00	32,549.00	41.06	64.42	68.05	66.23	208.33	253.74	238.12	491.43
College of Arts and Sciences	2007-08	10,495.00	62,124.00	56,538.00	118,662.00	54.81	207.97	196.11	202.04	191.47	298.71	288.30	587.32
College of Arts and Sciences	2008-09	10,725.00	61,554.00	57,318.00	118,872.00	52.94	208.35	197.82	203.09	202.58	295.43	289.75	585.33
College of Arts and Sciences	2009-10	10,193.00	60,797.00	55,524.00	116,321.00	49.79	208.02	192.09	200.05	204.71	292.27	289.05	581.45
College of Arts and Sciences	2010-11	10,026.00	61,801.00	57,110.00	118,911.00	51.59	198.39	188.17	193.28	194.34	311.51	303.50	615.22
College of Arts and Sciences	2011-12	11,376.00	63,213.00	58,513.00	121,726.00	58.99	209.87	200.48	205.18	192.84	301.20	291.86	593.28
College of Business	2007-08	6,093.00	23,872.00	24,084.00	47,956.00	27.18	81.13	81.14	81.13	224.17	294.24	296.82	591.07
College of Business	2008-09	6,048.00	24,555.00	24,448.00	49,003.00	33.62	84.10	84.65	84.37	179.89	291.96	288.83	580.78
College of Business	2009-10	6,195.00	25,144.00	24,709.00	49,853.00	34.95	85.23	86.12	85.68	177.25	295.00	286.91	581.87
College of Business	2010-11	6,588.00	25,140.00	25,043.00	50,183.00	36.87	87.18	89.00	88.09	178.68	288.36	281.40	569.69
College of Business	2011-12	6,269.00	24,551.00	24,862.00	49,413.00	30.07	86.75	88.28	87.52	208.48	283.00	281.62	564.60
College of Education-Human Ser	2007-08	4,246.00	12,517.00	11,807.00	24,324.00	28.81	67.35	67.98	67.67	147.39	185.84	173.68	359.47

FERRIS STATE UNIVERSITY

Student Credit Hours (SCH), Full Time Equated Faculty (FTEF) and SCH/FTEF Aggregated by College

College	Year	<u>Student Credit Hours</u>				<u>Full Time Equated Faculty</u>				<u>SCH/FTEF</u>			
		Summer	Fall	Spring	F + SP (a)	Summer	Fall	Spring	Avg F + SP (b)	Summer	Fall	Spring	F + SP (a / b)
College of Education-Human Ser	2008-09	4,073.00	12,669.00	11,957.00	24,626.00	23.54	67.60	69.63	68.61	173.02	187.42	171.71	358.90
College of Education-Human Ser	2009-10	4,089.00	13,033.00	12,773.00	25,806.00	30.44	62.80	64.91	63.86	134.33	207.53	196.78	404.13
College of Education-Human Ser	2010-11	4,457.00	14,006.00	13,431.00	27,437.00	32.52	64.29	68.27	66.28	137.07	217.85	196.73	413.95
College of Education-Human Ser	2011-12	4,780.00	14,328.00	14,059.00	28,387.00	35.77	72.21	68.93	70.57	133.63	198.41	203.96	402.24
College of Pharmacy	2007-08	1,927.00	7,814.50	7,841.50	15,656.00	33.10	40.50	40.07	40.29	58.22	192.95	195.69	388.63
College of Pharmacy	2008-09	2,599.50	7,993.50	7,618.00	15,611.50	32.60	33.60	36.75	35.17	79.74	237.90	207.29	443.83
College of Pharmacy	2009-10	2,332.50	8,499.50	8,274.50	16,774.00	30.00	36.88	38.54	37.71	77.75	230.46	214.71	444.82
College of Pharmacy	2010-11	2,228.00	8,675.50	7,870.00	16,545.50	30.13	36.15	35.64	35.89	73.94	240.02	220.83	460.98
College of Pharmacy	2011-12	1,826.00	8,392.50	7,692.00	16,084.50	25.16	35.71	34.81	35.26	72.58	235.05	220.97	456.20
College of Prof-Tech Studies	2007-08	182.00	1,468.00	1,309.00	2,777.00	4.50	8.40	8.65	8.53	40.40	174.74	151.26	325.66
College of Prof-Tech Studies	2008-09	99.00	1,536.00	1,201.00	2,737.00	4.63	9.17	7.90	8.53	21.38	167.56	152.03	320.74
College of Prof-Tech Studies	2009-10	251.00	1,363.00	1,138.00	2,501.00	5.00	9.55	7.68	8.61	50.20	142.72	148.27	290.39
College of Prof-Tech Studies	2010-11	239.00	1,971.00	1,908.00	3,879.00	3.44	11.00	11.56	11.28	69.48	179.18	165.12	343.95
College of Prof-Tech Studies	2011-12	650.00	2,467.00	2,662.00	5,129.00	10.26	14.33	15.84	15.09	63.37	172.11	168.08	339.99
College of Technology	2007-08	2,263.00	19,307.00	17,574.00	36,881.00	17.59	108.30	106.55	107.42	128.63	178.27	164.94	343.32
College of Technology	2008-09	2,396.00	18,192.00	0.00	18,192.00	27.10	103.06	0.00	51.53	88.43	176.53		353.05
Kendall College of Art-Design	2007-08	1,817.00	12,845.00	12,421.00	25,266.00	15.52	98.38	88.38	93.38	117.11	130.56	140.54	270.57
Kendall College of Art-Design	2008-09	2,144.00	14,619.00	13,306.00	27,925.00	17.54	107.34	107.69	107.52	122.23	136.19	123.56	259.73
Kendall College of Art-Design	2009-10	2,010.00	14,986.00	14,218.00	29,204.00	17.52	112.14	112.64	112.39	114.72	133.64	126.22	259.84
Kendall College of Art-Design	2010-11	2,052.00	14,959.00	13,420.00	28,379.00	22.05	114.73	105.16	109.94	93.04	130.39	127.61	258.12

FERRIS STATE UNIVERSITY

Student Credit Hours (SCH), Full Time Equated Faculty (FTEF) and SCH/FTEF Aggregated by College

College	Year	<u>Student Credit Hours</u>				<u>Full Time Equated Faculty</u>				<u>SCH/FTEF</u>			
		Summer	Fall	Spring	F + SP (a)	Summer	Fall	Spring	Avg F + SP (b)	Summer	Fall	Spring	F + SP (a / b)
Kendall College of Art-Design	2011-12	1,932.00	14,533.00	13,480.00	28,013.00	19.14	118.12	117.83	117.97	100.91	123.04	114.40	237.45
Michigan College of Optometry	2007-08	838.00	2,572.00	2,446.00	5,018.00	15.01	19.36	20.20	19.78	55.84	132.87	121.09	253.71
Michigan College of Optometry	2008-09	1,056.00	2,625.00	2,537.00	5,162.00	16.51	19.55	20.41	19.98	63.97	134.24	124.30	258.33
Michigan College of Optometry	2009-10	1,042.00	2,605.00	2,517.00	5,122.00	17.01	19.56	19.74	19.65	61.27	133.20	127.53	260.71
Michigan College of Optometry	2010-11	1,017.00	2,588.00	2,435.00	5,023.00	16.50	19.89	18.82	19.35	61.64	130.15	129.38	259.55
Michigan College of Optometry	2011-12	1,105.00	2,612.00	2,536.00	5,148.00	19.30	19.29	18.57	18.93	57.24	135.42	136.56	271.97
University College	2007-08	17.00	3,738.00	926.00	4,664.00	0.00	15.62	4.78	10.20		239.27	193.88	457.29
University College	2008-09	41.00	3,825.00	957.00	4,782.00	0.00	16.53	4.90	10.72		231.34	195.39	446.24
University College	2009-10	74.00	3,819.00	1,091.00	4,910.00	0.08	15.18	5.23	10.21	925.00	251.53	208.60	481.06
University College	2010-11	67.00	3,952.00	1,040.00	4,992.00	0.16	12.33	6.41	9.37	418.75	320.57	162.25	532.82
University College	2011-12	37.00	3,858.00	937.00	4,795.00	0.08	13.88	5.40	9.64	462.50	278.04	173.52	497.52

FERRIS STATE UNIVERSITY

Student Credit Hours (SCH), Full Time Equated Faculty (FTEF) and SCH/FTEF Aggregated by University by Department within College

Department	Year	<u>Student Credit Hours</u>				<u>Full Time Equated Faculty</u>				<u>SCH/FTEF</u>			
		Summer	Fall	Spring	F + SP (a)	Summer	Fall	Spring	Avg F + SP (b)	Summer	Fall	Spring	F + SP (a / b)
<u>Coll of Engineering Technology</u>													
Arch Tech-Facilities Mgmt	2008-09	0.00	0.00	1,166.00	1,166.00	0.00	0.00	4.52	2.26			257.96	515.93
Arch Tech-Facilities Mgmt	2009-10	107.00	1,366.00	983.00	2,349.00	0.92	6.17	5.39	5.78	116.30	221.28	182.37	406.29
Arch Tech-Facilities Mgmt	2010-11	146.00	995.00	921.00	1,916.00	0.92	5.35	6.50	5.93	159.56	185.92	141.69	323.33
Arch Tech-Facilities Mgmt	2011-12	112.00	1,199.00	1,018.00	2,217.00	0.92	7.16	6.55	6.86	121.74	167.52	155.34	323.40
Automotive	2008-09	0.00	0.00	2,181.00	2,181.00	0.00	0.00	14.73	7.37			148.07	296.13
Automotive	2009-10	243.00	1,524.00	1,778.00	3,302.00	2.09	11.78	13.00	12.39	116.10	129.40	136.77	266.53
Automotive	2010-11	300.00	1,874.00	2,103.00	3,977.00	2.40	11.27	12.00	11.64	125.00	166.24	175.25	341.77
Automotive	2011-12	355.00	1,870.00	1,813.00	3,683.00	2.56	9.00	9.97	9.49	138.67	207.80	181.78	388.24
Construction Tech-Mgmt	2008-09	0.00	0.00	2,899.00	2,899.00	0.00	0.00	13.25	6.62			218.86	437.72
Construction Tech-Mgmt	2009-10	96.00	2,755.00	2,585.00	5,340.00	0.52	11.42	11.50	11.46	183.65	241.31	224.81	466.06
Construction Tech-Mgmt	2010-11	3.00	2,491.00	2,227.00	4,718.00	0.20	10.37	10.15	10.26	15.00	240.18	219.40	459.81
Construction Tech-Mgmt	2011-12	3.00	2,107.00	1,781.00	3,888.00	0.00	10.50	10.12	10.31		200.67	175.94	377.05
EET-CNS	2008-09	0.00	0.00	1,334.00	1,334.00	0.00	0.00	7.97	3.99			167.38	334.76
EET-CNS	2009-10	88.00	1,275.00	1,278.00	2,553.00	0.67	7.90	8.06	7.98	131.34	161.39	158.56	319.92
EET-CNS	2010-11	85.00	1,230.00	1,236.00	2,466.00	0.67	6.90	7.00	6.95	126.87	178.26	176.57	354.82
EET-CNS	2011-12	112.00	1,195.00	1,165.00	2,360.00	0.07	6.93	7.43	7.18	1,600.00	172.47	156.80	328.72
Energy Systems	2011-12	0.00	0.00	51.00	51.00	0.00	0.00	0.21	0.11			238.00	476.00
HVACR	2008-09	0.00	0.00	1,481.00	1,481.00	0.00	0.00	9.11	4.55			162.57	325.14

FERRIS STATE UNIVERSITY

Student Credit Hours (SCH), Full Time Equated Faculty (FTEF) and SCH/FTEF Aggregated by University by Department within College

Department	Year	<u>Student Credit Hours</u>				<u>Full Time Equated Faculty</u>				<u>SCH/FTEF</u>			
		Summer	Fall	Spring	F + SP (a)	Summer	Fall	Spring	Avg F + SP (b)	Summer	Fall	Spring	F + SP (a / b)
<u>Coll of Engineering Technology</u>													
HVACR	2009-10	294.00	1,962.00	1,690.00	3,652.00	2.87	10.20	9.94	10.07	102.55	192.37	170.02	362.68
HVACR	2010-11	365.00	1,618.00	1,580.00	3,198.00	3.01	8.31	9.23	8.77	121.26	194.78	171.17	364.71
HVACR	2011-12	382.00	1,631.00	1,608.00	3,239.00	2.17	9.51	10.50	10.01	176.04	171.50	153.14	323.74
Heavy Equipment	2008-09	0.00	0.00	886.00	886.00	0.00	0.00	5.27	2.63			168.12	336.24
Heavy Equipment	2009-10	176.00	818.00	738.00	1,556.00	2.01	4.87	3.91	4.39	87.56	167.79	188.96	354.42
Heavy Equipment	2010-11	172.00	773.00	777.00	1,550.00	1.34	3.45	3.00	3.23	128.36	223.76	259.00	480.28
Heavy Equipment	2011-12	172.00	966.00	860.00	1,826.00	1.94	4.15	3.46	3.80	88.66	232.91	248.60	480.09
Manufacturing Eng Tech	2008-09	0.00	0.00	1,791.00	1,791.00	0.00	0.00	11.79	5.90			151.91	303.82
Manufacturing Eng Tech	2009-10	106.00	2,214.00	1,914.00	4,128.00	1.01	10.92	12.06	11.49	104.95	202.75	158.66	359.22
Manufacturing Eng Tech	2010-11	294.00	2,283.00	1,960.00	4,243.00	3.65	9.83	10.66	10.25	80.55	232.14	183.81	413.99
Manufacturing Eng Tech	2011-12	200.00	2,173.00	1,621.00	3,794.00	2.58	8.78	9.40	9.09	77.61	247.63	172.45	417.49
Mechanical Design	2008-09	0.00	0.00	1,762.00	1,762.00	0.00	0.00	10.00	5.00			176.20	352.40
Mechanical Design	2009-10	56.00	1,895.00	1,528.00	3,423.00	0.67	9.07	8.69	8.88	83.58	208.83	175.77	385.30
Mechanical Design	2010-11	36.00	1,874.00	1,577.00	3,451.00	0.67	8.58	9.00	8.79	53.73	218.52	175.22	392.70
Mechanical Design	2011-12	124.00	2,003.00	1,732.00	3,735.00	1.05	7.11	9.21	8.16	118.43	281.62	188.14	457.78
Plastics-Rubber	2008-09	0.00	0.00	817.00	817.00	0.00	0.00	7.11	3.56			114.91	229.82
Plastics-Rubber	2009-10	177.00	725.00	850.00	1,575.00	2.01	6.33	5.67	6.00	88.15	114.54	150.00	262.58
Plastics-Rubber	2010-11	244.00	669.00	819.00	1,488.00	2.34	5.71	6.00	5.85	104.27	117.22	136.50	254.21
Plastics-Rubber	2011-12	260.00	847.00	849.00	1,696.00	2.43	6.13	5.00	5.57	107.00	138.07	169.80	304.64

FERRIS STATE UNIVERSITY

Student Credit Hours (SCH), Full Time Equated Faculty (FTEF) and SCH/FTEF Aggregated by University by Department within College

Department	Year	<u>Student Credit Hours</u>				<u>Full Time Equated Faculty</u>				<u>SCH/FTEF</u>			
		Summer	Fall	Spring	F + SP (a)	Summer	Fall	Spring	Avg F + SP (b)	Summer	Fall	Spring	F + SP (a / b)
<u>Coll of Engineering Technology</u>													
Printing-Imaging Tech Mgmt	2008-09	0.00	0.00	602.00	602.00	0.00	0.00	4.67	2.33			129.00	258.00
Printing-Imaging Tech Mgmt	2009-10	99.00	523.00	536.00	1,059.00	0.92	4.52	4.00	4.26	107.61	115.61	134.00	248.48
Printing-Imaging Tech Mgmt	2010-11	135.00	506.00	737.00	1,243.00	1.33	4.64	5.00	4.82	101.50	109.08	147.40	257.91
Printing-Imaging Tech Mgmt	2011-12	143.00	599.00	502.00	1,101.00	1.09	3.15	3.44	3.29	131.19	190.16	145.93	334.14
Surveying	2008-09	0.00	0.00	1,088.00	1,088.00	0.00	0.00	6.92	3.46			157.14	314.27
Surveying	2009-10	75.00	911.00	1,041.00	1,952.00	1.25	6.18	6.26	6.22	60.00	147.40	166.28	313.80
Surveying	2010-11	75.00	806.00	1,010.00	1,816.00	0.50	4.32	4.87	4.60	150.00	186.36	207.43	395.04
Surveying	2011-12	48.00	705.00	815.00	1,520.00	0.53	4.48	4.72	4.60	90.57	157.37	172.63	330.39
Welding Eng Tech	2008-09	0.00	0.00	1,033.00	1,033.00	0.00	0.00	5.97	2.98			173.03	346.06
Welding Eng Tech	2009-10	284.00	1,325.00	966.00	2,291.00	1.78	5.34	5.79	5.56	159.55	248.21	166.79	411.68
Welding Eng Tech	2010-11	332.00	1,659.00	1,169.00	2,828.00	2.05	5.36	5.17	5.26	161.95	309.68	226.26	537.45
Welding Eng Tech	2011-12	273.00	1,469.00	1,107.00	2,576.00	2.40	5.81	5.51	5.66	113.84	252.81	200.91	455.10
<u>College of Allied Health</u>													
Clinical Lab-Resp Care-Hlth Ad	2007-08	3,647.00	6,731.00	6,783.00	13,514.00	17.20	28.69	26.02	27.36	212.08	234.58	260.68	493.98
Clinical Lab-Resp Care-Hlth Ad	2008-09	3,798.00	7,567.00	7,650.00	15,217.00	17.76	29.35	27.73	28.54	213.84	257.86	275.85	533.20
Clinical Lab-Resp Care-Hlth Ad	2009-10	4,322.00	8,572.00	9,159.00	17,731.00	24.38	29.89	34.68	32.28	177.26	286.74	264.14	549.20
Clinical Lab-Resp Care-Hlth Ad	2010-11	4,763.00	9,037.00	9,130.00	18,167.00	30.04	37.02	33.14	35.08	158.56	244.12	275.46	517.85
Clinical Lab-Resp Care-Hlth Ad	2011-12	4,262.00	8,900.00	8,505.00	17,405.00	19.45	32.46	32.87	32.66	219.10	274.21	258.75	532.87
Dental Hygiene-Medical Imaging	2007-08	1,114.00	3,567.00	3,300.00	6,867.00	4.00	11.07	12.51	11.79	278.27	322.09	263.74	582.27

FERRIS STATE UNIVERSITY

Student Credit Hours (SCH), Full Time Equated Faculty (FTEF) and SCH/FTEF Aggregated by University by Department within College

Department	Year	<u>Student Credit Hours</u>				<u>Full Time Equated Faculty</u>				<u>SCH/FTEF</u>			
		Summer	Fall	Spring	F + SP (a)	Summer	Fall	Spring	Avg F + SP (b)	Summer	Fall	Spring	F + SP (a / b)
<u>College of Allied Health</u>													
Dental Hygiene-Medical Imaging	2008-09	1,154.00	3,743.00	3,501.00	7,244.00	5.29	12.22	15.03	13.63	218.32	306.25	232.90	531.59
Dental Hygiene-Medical Imaging	2009-10	1,357.00	3,703.00	3,532.00	7,235.00	7.22	13.78	16.10	14.94	188.01	268.63	219.38	484.19
Dental Hygiene-Medical Imaging	2010-11	1,815.00	3,621.00	3,448.00	7,069.00	8.06	14.84	15.31	15.07	225.19	244.04	225.21	468.96
Dental Hygiene-Medical Imaging	2011-12	1,895.00	3,515.00	3,370.00	6,885.00	7.55	14.86	14.77	14.81	250.99	236.54	228.22	464.79
School of Nursing	2007-08	378.00	2,237.00	2,658.00	4,895.00	3.36	9.18	11.12	10.15	112.44	243.65	239.03	482.24
School of Nursing	2008-09	986.00	3,307.00	2,851.00	6,158.00	4.82	15.18	13.61	14.39	204.42	217.81	209.54	427.81
School of Nursing	2009-10	938.00	3,711.00	3,737.00	7,448.00	5.78	16.39	17.25	16.82	162.19	226.36	216.67	442.79
School of Nursing	2010-11	2,018.00	4,154.00	3,255.00	7,409.00	12.70	20.03	16.38	18.21	158.93	207.37	198.72	406.96
School of Nursing	2011-12	2,397.00	3,931.00	4,328.00	8,259.00	14.06	17.10	20.41	18.76	170.51	229.82	212.05	440.31
<u>College of Arts and Sciences</u>													
Biology	2007-08	1,879.00	9,506.00	8,209.00	17,715.00	10.28	30.70	28.22	29.46	182.80	309.62	290.91	601.31
Biology	2008-09	2,193.00	9,434.00	8,350.00	17,784.00	11.82	27.47	25.77	26.62	185.53	343.43	324.07	668.12
Biology	2009-10	2,213.00	8,763.00	7,462.00	16,225.00	10.17	31.54	28.62	30.08	217.64	277.88	260.69	539.40
Biology	2010-11	1,278.00	8,170.00	7,990.00	16,160.00	8.53	25.81	25.13	25.47	149.84	316.53	318.00	634.52
Biology	2011-12	1,532.00	8,334.00	7,869.00	16,203.00	9.91	27.75	29.70	28.73	154.64	300.31	264.95	564.06
College of Arts and Sciences	2009-10	0.00	48.00	0.00	48.00	0.00	0.25	0.00	0.13		192.00		384.00
College of Arts and Sciences	2010-11	0.00	167.00	84.00	251.00	0.00	0.88	0.43	0.66		189.82	193.57	382.11
College of Arts and Sciences	2011-12	78.00	117.00	116.00	233.00	0.19	0.17	0.34	0.26	415.67	688.24	341.18	913.73
Humanities	2007-08	1,755.00	12,435.00	11,944.00	24,379.00	8.17	40.86	39.55	40.21	214.81	304.31	302.00	606.35

FERRIS STATE UNIVERSITY

Student Credit Hours (SCH), Full Time Equated Faculty (FTEF) and SCH/FTEF Aggregated by University by Department within College

Department	Year	<u>Student Credit Hours</u>				<u>Full Time Equated Faculty</u>				<u>SCH/FTEF</u>			
		Summer	Fall	Spring	F + SP (a)	Summer	Fall	Spring	Avg F + SP (b)	Summer	Fall	Spring	F + SP (a / b)
<u>College of Arts and Sciences</u>													
Humanities	2008-09	1,989.00	11,398.00	11,463.00	22,861.00	8.25	39.77	37.80	38.78	241.09	286.61	303.25	589.44
Humanities	2009-10	2,020.00	11,347.00	11,414.00	22,761.00	8.08	39.55	38.01	38.78	250.00	286.90	300.32	586.95
Humanities	2010-11	2,223.00	11,881.00	11,242.00	23,123.00	9.00	38.89	37.05	37.97	247.00	305.53	303.43	609.01
Humanities	2011-12	2,439.00	11,988.00	11,690.00	23,678.00	10.56	42.81	40.54	41.67	230.95	280.03	288.36	568.16
Languages and Literature	2007-08	2,640.00	12,557.00	11,200.00	23,757.00	13.15	53.72	49.10	51.41	200.72	233.75	228.09	462.10
Languages and Literature	2008-09	2,577.00	12,683.00	11,725.00	24,408.00	12.83	55.27	52.66	53.97	200.86	229.47	222.64	452.27
Languages and Literature	2009-10	2,179.00	13,046.00	11,448.00	24,494.00	11.83	56.12	49.58	52.85	184.19	232.47	230.90	463.46
Languages and Literature	2010-11	2,893.00	13,267.00	11,790.00	25,057.00	15.20	53.91	49.70	51.80	190.37	246.11	237.21	483.69
Languages and Literature	2011-12	3,079.00	13,341.00	12,575.00	25,916.00	15.84	54.58	51.82	53.20	194.39	244.43	242.67	487.14
Mathematics	2007-08	1,023.00	10,066.00	7,497.00	17,563.00	6.75	31.04	25.09	28.07	151.65	324.26	298.82	625.78
Mathematics	2008-09	932.00	9,823.00	7,936.00	17,759.00	5.07	30.21	26.54	28.38	183.65	325.11	299.02	625.82
Mathematics	2009-10	834.00	9,621.00	7,581.00	17,202.00	5.24	28.84	23.91	26.38	159.10	333.56	317.06	652.16
Mathematics	2010-11	824.00	9,866.00	7,688.00	17,554.00	4.25	28.61	23.19	25.90	193.65	344.88	331.52	677.80
Mathematics	2011-12	879.00	9,907.00	7,515.00	17,422.00	3.99	29.90	25.67	27.79	220.30	331.29	292.79	627.01
Physical Sciences	2007-08	1,295.00	8,175.00	7,143.00	15,318.00	6.23	21.03	21.84	21.43	208.00	388.72	327.08	714.65
Physical Sciences	2008-09	1,296.00	8,604.00	7,448.00	16,052.00	6.73	22.69	22.77	22.73	192.66	379.17	327.10	706.18
Physical Sciences	2009-10	1,395.00	8,019.00	7,202.00	15,221.00	7.29	21.06	20.25	20.65	191.46	380.79	355.65	736.94
Physical Sciences	2010-11	1,085.00	8,114.00	7,153.00	15,267.00	5.85	20.81	22.00	21.40	185.53	389.92	325.14	713.25
Physical Sciences	2011-12	1,302.00	8,327.00	7,496.00	15,823.00	6.88	21.33	21.17	21.25	189.33	390.33	354.14	744.61

FERRIS STATE UNIVERSITY

Student Credit Hours (SCH), Full Time Equated Faculty (FTEF) and SCH/FTEF Aggregated by University by Department within College

Department	Year	<u>Student Credit Hours</u>				<u>Full Time Equated Faculty</u>				<u>SCH/FTEF</u>			
		Summer	Fall	Spring	F + SP (a)	Summer	Fall	Spring	Avg F + SP (b)	Summer	Fall	Spring	F + SP (a / b)
<u>College of Arts and Sciences</u>													
Social Sciences Dept	2007-08	1,903.00	9,385.00	10,545.00	19,930.00	10.24	30.62	32.31	31.46	185.84	306.53	326.40	633.46
Social Sciences Dept	2008-09	1,738.00	9,612.00	10,396.00	20,008.00	8.24	32.94	32.28	32.61	210.92	291.82	322.07	613.58
Social Sciences Dept	2009-10	1,552.00	9,953.00	10,417.00	20,370.00	7.19	30.66	31.72	31.19	215.99	324.63	328.39	653.08
Social Sciences Dept	2010-11	1,723.00	10,336.00	11,163.00	21,499.00	8.76	29.49	30.67	30.08	196.69	350.49	363.97	714.73
Social Sciences Dept	2011-12	2,067.00	11,199.00	11,252.00	22,451.00	11.63	33.32	31.25	32.28	177.73	336.10	360.09	695.42
<u>College of Business</u>													
Account, Finance, Info Systems	2007-08	1,821.00	7,626.00	7,260.00	14,886.00	8.00	26.87	24.33	25.60	227.63	283.76	298.40	581.43
Account, Finance, Info Systems	2008-09	1,656.00	8,109.00	7,377.00	15,486.00	8.56	26.17	25.72	25.94	193.40	309.86	286.88	596.94
Account, Finance, Info Systems	2009-10	1,759.00	7,842.00	7,628.00	15,470.00	8.18	25.00	25.75	25.38	215.12	313.68	296.20	609.63
Account, Finance, Info Systems	2010-11	2,020.00	8,343.00	7,888.00	16,231.00	10.33	27.43	27.45	27.44	195.61	304.11	287.36	591.46
Account, Finance, Info Systems	2011-12	1,924.00	8,145.00	7,838.00	15,983.00	7.90	27.82	25.27	26.55	243.54	292.72	310.15	602.03
Management	2007-08	2,478.00	8,839.00	9,907.00	18,746.00	10.60	26.39	30.17	28.28	233.77	334.91	328.34	662.81
Management	2008-09	2,448.00	8,842.00	9,569.00	18,411.00	12.48	28.91	30.44	29.68	196.19	305.85	314.33	620.40
Management	2009-10	2,486.00	9,374.00	9,720.00	19,094.00	14.03	29.57	30.97	30.27	177.19	317.04	313.83	630.79
Management	2010-11	2,568.00	9,460.00	9,624.00	19,084.00	14.25	30.49	30.25	30.37	180.17	310.26	318.12	628.35
Management	2011-12	2,518.00	9,028.00	9,728.00	18,756.00	11.43	30.75	33.05	31.90	220.30	293.59	294.38	588.01
Marketing	2007-08	1,170.00	5,905.00	5,553.00	11,458.00	5.25	21.85	21.33	21.59	222.86	270.30	260.30	530.72
Marketing	2008-09	1,311.00	5,888.00	6,043.00	11,931.00	5.75	23.30	23.15	23.22	228.00	252.70	261.04	513.71
Marketing	2009-10	1,295.00	6,182.00	5,773.00	11,955.00	7.33	23.90	22.36	23.13	176.59	258.66	258.18	516.86
Marketing	2010-11	1,353.00	5,680.00	5,988.00	11,668.00	7.50	22.37	23.08	22.73	180.40	253.90	259.45	513.44

FERRIS STATE UNIVERSITY

Student Credit Hours (SCH), Full Time Equated Faculty (FTEF) and SCH/FTEF Aggregated by University by Department within College

Department	Year	<u>Student Credit Hours</u>				<u>Full Time Equated Faculty</u>				<u>SCH/FTEF</u>			
		Summer	Fall	Spring	F + SP (a)	Summer	Fall	Spring	Avg F + SP (b)	Summer	Fall	Spring	F + SP (a / b)
<u>College of Business</u>													
Marketing	2011-12	1,144.00	5,741.00	5,612.00	11,353.00	5.00	21.16	21.83	21.50	228.80	271.25	257.04	528.07
Sports, Entertain, Hospt. Mgmt	2007-08	624.00	1,502.00	1,364.00	2,866.00	3.33	6.02	5.30	5.66	187.39	249.61	257.23	506.36
Sports, Entertain, Hospt. Mgmt	2008-09	633.00	1,716.00	1,459.00	3,175.00	6.83	5.72	5.34	5.53	92.68	299.83	273.29	574.04
Sports, Entertain, Hospt. Mgmt	2009-10	655.00	1,746.00	1,588.00	3,334.00	5.41	6.77	7.04	6.90	121.07	258.01	225.73	483.11
Sports, Entertain, Hospt. Mgmt	2010-11	647.00	1,657.00	1,543.00	3,200.00	4.79	6.89	8.21	7.55	135.07	240.59	187.88	423.84
Sports, Entertain, Hospt. Mgmt	2011-12	683.00	1,637.00	1,684.00	3,321.00	5.74	7.01	8.13	7.57	118.99	233.40	207.06	438.52
<u>College of Education-Human Ser</u>													
Criminal Justice	2007-08	1,715.00	5,313.00	5,392.00	10,705.00	12.69	26.41	27.63	27.02	135.17	201.19	195.15	396.20
Criminal Justice	2008-09	1,791.00	5,896.00	5,906.00	11,802.00	11.32	27.29	27.52	27.41	158.22	216.02	214.62	430.63
Criminal Justice	2009-10	1,855.00	6,557.00	6,945.00	13,502.00	14.66	27.06	27.73	27.40	126.54	242.27	250.41	492.77
Criminal Justice	2010-11	2,445.00	7,637.00	7,456.00	15,093.00	15.41	28.10	30.44	29.27	158.66	271.74	244.92	515.59
Criminal Justice	2011-12	2,785.00	8,145.00	8,274.00	16,419.00	21.01	32.12	31.94	32.03	132.58	253.58	259.05	512.61
Recreation, Leisure Serv-Well	2007-08	186.00	1,132.00	1,096.00	2,228.00	1.52	6.00	5.20	5.60	122.37	188.66	210.62	397.72
Recreation, Leisure Serv-Well	2008-09	202.00	1,358.00	1,101.00	2,459.00	1.91	6.36	4.85	5.60	105.76	213.59	227.20	438.96
Recreation, Leisure Serv-Well	2009-10	84.00	1,239.00	1,006.00	2,245.00	0.51	5.99	5.00	5.49	165.71	206.90	201.40	408.80
Recreation, Leisure Serv-Well	2010-11	208.00	1,079.00	831.00	1,910.00	2.42	3.95	5.25	4.60	86.02	272.98	158.31	415.13
Recreation, Leisure Serv-Well	2011-12	115.00	1,104.00	1,000.00	2,104.00	0.69	5.63	5.01	5.32	167.64	196.19	199.50	395.50
School of Education Dept	2007-08	2,069.00	5,171.00	4,606.00	9,777.00	11.77	29.19	30.65	29.92	175.79	177.12	150.29	326.76
School of Education Dept	2008-09	1,831.00	4,577.00	4,189.00	8,766.00	7.53	27.76	31.10	29.43	243.16	164.85	134.70	297.84

FERRIS STATE UNIVERSITY

Student Credit Hours (SCH), Full Time Equated Faculty (FTEF) and SCH/FTEF Aggregated by University by Department within College

Department	Year	<u>Student Credit Hours</u>				<u>Full Time Equated Faculty</u>				<u>SCH/FTEF</u>			
		Summer	Fall	Spring	F + SP (a)	Summer	Fall	Spring	Avg F + SP (b)	Summer	Fall	Spring	F + SP (a / b)
<u>College of Education-Human Ser</u>													
School of Education Dept	2009-10	1,940.00	4,486.00	4,112.00	8,598.00	13.64	23.91	27.35	25.63	142.20	187.60	150.34	335.44
School of Education Dept	2010-11	1,570.00	4,442.00	4,428.00	8,870.00	12.08	27.05	27.83	27.44	129.98	164.21	159.11	323.25
School of Education Dept	2011-12	1,679.00	4,369.00	4,062.00	8,431.00	12.70	28.93	27.82	28.37	132.23	151.02	146.02	297.13
Television Production	2007-08	276.00	901.00	713.00	1,614.00	2.83	5.75	4.50	5.13	97.53	156.70	158.44	314.93
Television Production	2008-09	249.00	838.00	761.00	1,599.00	2.78	6.18	6.17	6.17	89.57	135.60	123.34	258.95
Television Production	2009-10	210.00	751.00	710.00	1,461.00	1.63	5.83	4.83	5.33	128.83	128.74	147.00	274.02
Television Production	2010-11	234.00	848.00	716.00	1,564.00	2.61	5.18	4.75	4.97	89.66	163.60	150.74	314.90
Television Production	2011-12	201.00	710.00	723.00	1,433.00	1.38	5.53	4.16	4.85	145.65	128.29	173.80	295.63
<u>College of Pharmacy</u>													
Pharmacy	2007-08	1,927.00	7,814.50	7,841.50	15,656.00	33.10	40.50	40.07	40.29	58.22	192.95	195.69	388.63
Pharmacy	2008-09	2,599.50	7,993.50	7,618.00	15,611.50	32.60	33.60	36.75	35.17	79.74	237.90	207.29	443.83
Pharmacy	2009-10	2,332.50	8,499.50	8,274.50	16,774.00	30.00	36.88	38.54	37.71	77.75	230.46	214.71	444.82
Pharmacy	2010-11	2,228.00	8,675.50	7,870.00	16,545.50	30.13	36.15	35.64	35.89	73.94	240.02	220.83	460.98
Pharmacy	2011-12	1,826.00	8,392.50	7,692.00	16,084.50	25.16	35.71	34.81	35.26	72.58	235.05	220.97	456.20
<u>College of Prof-Tech Studies</u>													
Professional-Tech Studies	2007-08	182.00	1,468.00	1,309.00	2,777.00	4.50	8.40	8.65	8.53	40.40	174.74	151.26	325.66
Professional-Tech Studies	2008-09	99.00	1,536.00	1,201.00	2,737.00	4.63	9.17	7.90	8.53	21.38	167.56	152.03	320.74
Professional-Tech Studies	2009-10	251.00	1,363.00	1,138.00	2,501.00	5.00	9.55	7.68	8.61	50.20	142.72	148.27	290.39
Professional-Tech Studies	2010-11	239.00	1,971.00	1,908.00	3,879.00	3.44	11.00	11.56	11.28	69.48	179.18	165.12	343.95
Professional-Tech Studies	2011-12	650.00	2,467.00	2,662.00	5,129.00	10.26	14.33	15.84	15.09	63.37	172.11	168.08	339.99

FERRIS STATE UNIVERSITY

Student Credit Hours (SCH), Full Time Equated Faculty (FTEF) and SCH/FTEF Aggregated by University by Department within College

Department	Year	<u>Student Credit Hours</u>				<u>Full Time Equated Faculty</u>				<u>SCH/FTEF</u>			
		Summer	Fall	Spring	F + SP (a)	Summer	Fall	Spring	Avg F + SP (b)	Summer	Fall	Spring	F + SP (a / b)
<u>College of Technology</u>													
Arch Tech-Facilities Mgmt	2007-08	96.00	1,413.00	1,382.00	2,795.00	0.84	5.73	6.75	6.24	114.29	246.74	204.74	448.04
Arch Tech-Facilities Mgmt	2008-09	141.00	1,429.00	0.00	1,429.00	0.92	6.77	0.00	3.38	153.26	211.08		422.16
Automotive	2007-08	679.00	2,905.00	2,851.00	5,756.00	3.78	18.01	17.33	17.67	179.46	161.30	164.51	325.75
Automotive	2008-09	623.00	2,341.00	0.00	2,341.00	4.52	14.50	0.00	7.25	137.68	161.45		322.90
Construction Tech-Mgmt	2007-08	93.00	3,017.00	2,967.00	5,984.00	0.75	12.03	12.80	12.41	124.00	250.85	231.82	482.08
Construction Tech-Mgmt	2008-09	96.00	3,004.00	0.00	3,004.00	0.50	12.60	0.00	6.30	192.00	238.41		476.83
EET-CNS	2007-08	92.00	1,376.00	1,329.00	2,705.00	0.33	8.60	8.28	8.44	278.79	159.98	160.51	320.47
EET-CNS	2008-09	116.00	1,235.00	0.00	1,235.00	0.67	8.21	0.00	4.11	173.13	150.40		300.80
HVARC	2007-08	319.00	1,992.00	1,612.00	3,604.00	3.62	10.18	9.67	9.92	88.12	195.74	166.70	363.18
HVARC	2008-09	292.00	1,640.00	0.00	1,640.00	7.00	10.09	0.00	5.04	41.71	162.55		325.10
Heavy Equipment	2007-08	140.00	762.00	769.00	1,531.00	1.34	5.84	5.34	5.59	104.48	130.48	144.01	273.88
Heavy Equipment	2008-09	164.00	888.00	0.00	888.00	2.01	6.06	0.00	3.03	81.59	146.53		293.07
Manufacturing Eng Tech	2007-08	220.00	2,410.00	1,824.00	4,234.00	1.68	13.08	11.67	12.38	130.95	184.28	156.25	342.11
Manufacturing Eng Tech	2008-09	225.00	2,219.00	0.00	2,219.00	1.51	12.35	0.00	6.17	149.01	179.68		359.35
Mechanical Design	2007-08	91.00	1,698.00	1,446.00	3,144.00	0.92	10.10	9.94	10.02	98.91	168.20	145.47	313.85
Mechanical Design	2008-09	128.00	1,844.00	0.00	1,844.00	1.00	9.51	0.00	4.75	128.00	193.97		387.94

FERRIS STATE UNIVERSITY

Student Credit Hours (SCH), Full Time Equated Faculty (FTEF) and SCH/FTEF Aggregated by University by Department within College

Department	Year	<u>Student Credit Hours</u>				<u>Full Time Equated Faculty</u>				<u>SCH/FTEF</u>			
		Summer	Fall	Spring	F + SP (a)	Summer	Fall	Spring	Avg F + SP (b)	Summer	Fall	Spring	F + SP (a / b)
<u>College of Technology</u>													
Plastics-Rubber	2007-08	203.00	812.00	892.00	1,704.00	1.99	6.63	7.00	6.82	102.01	122.41	127.43	249.98
Plastics-Rubber	2008-09	288.00	785.00	0.00	785.00	2.94	6.38	0.00	3.19	97.96	123.06		246.12
Printing-Imaging Tech Mgmt	2007-08	150.00	802.00	558.00	1,360.00	1.17	5.78	5.00	5.39	128.21	138.81	111.60	252.37
Printing-Imaging Tech Mgmt	2008-09	173.00	695.00	0.00	695.00	1.42	5.61	0.00	2.80	121.83	123.89		247.77
Surveying	2007-08	60.00	821.00	978.00	1,799.00	0.50	5.44	6.59	6.02	120.00	150.80	148.49	299.07
Surveying	2008-09	42.00	837.00	0.00	837.00	4.00	5.27	0.00	2.64	10.50	158.77		317.55
Welding Eng Tech	2007-08	120.00	1,299.00	966.00	2,265.00	0.67	6.89	6.18	6.53	179.10	188.53	156.31	346.60
Welding Eng Tech	2008-09	108.00	1,275.00	0.00	1,275.00	0.60	5.71	0.00	2.85	180.00	223.36		446.73
<u>Kendall College of Art-Design</u>													
Design Studies	2007-08	735.00	5,133.00	5,213.00	10,346.00	7.54	47.10	43.42	45.26	97.54	108.99	120.07	228.61
Design Studies	2008-09	721.00	5,721.00	5,528.00	11,249.00	7.05	49.82	51.22	50.52	102.27	114.83	107.93	222.66
Design Studies	2009-10	657.00	5,876.00	6,117.00	11,993.00	6.21	53.93	55.56	54.75	105.80	108.95	110.10	219.06
Design Studies	2010-11	733.00	5,862.00	5,865.00	11,727.00	10.55	55.66	51.03	53.35	69.48	105.31	114.92	219.82
Design Studies	2011-12	732.00	5,937.00	5,889.00	11,826.00	8.38	55.48	55.11	55.30	87.30	107.00	106.87	213.87
Fine Arts-Foundation	2007-08	219.00	3,819.00	3,384.00	7,203.00	2.95	32.98	28.14	30.56	74.36	115.80	120.26	235.70
Fine Arts-Foundation	2008-09	352.00	4,332.00	3,846.00	8,178.00	3.64	37.03	36.72	36.87	96.70	116.99	104.74	221.78
Fine Arts-Foundation	2009-10	291.00	4,529.00	3,915.00	8,444.00	3.63	38.42	36.75	37.58	80.17	117.88	106.54	224.67
Fine Arts-Foundation	2010-11	291.00	4,396.00	3,712.00	8,108.00	4.40	38.95	34.64	36.79	66.14	112.86	107.16	220.36

FERRIS STATE UNIVERSITY

Student Credit Hours (SCH), Full Time Equated Faculty (FTEF) and SCH/FTEF Aggregated by University by Department within College

Department	Year	<u>Student Credit Hours</u>				<u>Full Time Equated Faculty</u>				<u>SCH/FTEF</u>			
		Summer	Fall	Spring	F + SP (a)	Summer	Fall	Spring	Avg F + SP (b)	Summer	Fall	Spring	F + SP (a / b)
<u>Kendall College of Art-Design</u>													
Fine Arts-Foundation	2011-12	276.00	4,246.00	3,565.00	7,811.00	4.32	40.51	40.73	40.62	63.96	104.80	87.52	192.28
Liberal Arts-Sci-Arts History	2007-08	863.00	3,893.00	3,824.00	7,717.00	5.04	18.31	16.82	17.56	171.40	212.67	227.30	439.35
Liberal Arts-Sci-Arts History	2008-09	1,071.00	4,566.00	3,932.00	8,498.00	6.85	20.49	19.75	20.12	156.35	222.82	199.09	422.35
Liberal Arts-Sci-Arts History	2009-10	1,062.00	4,581.00	4,186.00	8,767.00	7.68	19.79	20.34	20.06	138.26	231.52	205.84	437.00
Liberal Arts-Sci-Arts History	2010-11	1,028.00	4,701.00	3,843.00	8,544.00	7.10	20.11	19.49	19.80	144.71	233.73	197.20	431.50
Liberal Arts-Sci-Arts History	2011-12	924.00	4,350.00	4,026.00	8,376.00	6.45	22.12	21.99	22.05	143.37	196.67	183.08	379.79
<u>Michigan College of Optometry</u>													
MI College of Optometry	2007-08	838.00	2,572.00	2,446.00	5,018.00	15.01	19.36	20.20	19.78	55.84	132.87	121.09	253.71
MI College of Optometry	2008-09	1,056.00	2,625.00	2,537.00	5,162.00	16.51	19.55	20.41	19.98	63.97	134.24	124.30	258.33
MI College of Optometry	2009-10	1,042.00	2,605.00	2,517.00	5,122.00	17.01	19.56	19.74	19.65	61.27	133.20	127.53	260.71
MI College of Optometry	2010-11	1,017.00	2,588.00	2,435.00	5,023.00	16.50	19.89	18.82	19.35	61.64	130.15	129.38	259.55
MI College of Optometry	2011-12	1,105.00	2,612.00	2,536.00	5,148.00	19.30	19.29	18.57	18.93	57.24	135.42	136.56	271.97
<u>University College</u>													
Developmental Progs-Curr	2007-08	17.00	3,738.00	926.00	4,664.00	0.00	15.62	4.78	10.20		239.27	193.88	457.29
Developmental Progs-Curr	2008-09	41.00	3,825.00	957.00	4,782.00	0.00	16.53	4.90	10.72		231.34	195.39	446.24
Developmental Progs-Curr	2009-10	74.00	3,819.00	1,091.00	4,910.00	0.08	15.18	5.23	10.21	925.00	251.53	208.60	481.06
Developmental Progs-Curr	2010-11	67.00	3,952.00	1,040.00	4,992.00	0.16	12.33	6.41	9.37	418.75	320.57	162.25	532.82
Developmental Progs-Curr	2011-12	37.00	3,858.00	937.00	4,795.00	0.08	13.88	5.40	9.64	462.50	278.04	173.52	497.52

FERRIS STATE UNIVERSITY

Student Credit Hours (SCH), Full Time Equated Faculty (FTEF) and SCH/FTEF Aggregated by Course Prefix within College and Department

Prefix	Year	<u>Student Credit Hours</u>				<u>Full Time Equated Faculty</u>				<u>SCH/FTEF</u>			
		Summer	Fall	Spring	F + SP	Summer	Fall	Spring	Avg F + SP	Summer	Fall	Spring	F + SP
<u>Coll of Engineering Technology</u>													
<u>Arch Tech-Facilities Mgmt</u>													
ARCH	2008-09	0.00	0.00	692.00	692.00	0.00	0.00	3.01	1.51			229.76	459.53
ARCH	2009-10	0.00	842.00	599.00	1,441.00	0.00	4.67	3.53	4.10	180.32	169.73	351.52	
ARCH	2010-11	0.00	538.00	543.00	1,081.00	0.00	3.70	3.44	3.57	145.35	157.94	302.83	
ARCH	2011-12	0.00	863.00	721.00	1,584.00	0.00	5.67	4.32	5.00	152.20	166.80	317.03	
FMAN	2008-09	0.00	0.00	474.00	474.00	0.00	0.00	1.51	0.75			314.28	628.56
FMAN	2009-10	107.00	524.00	384.00	908.00	0.92	1.50	1.86	1.68	116.30	348.52	206.35	539.77
FMAN	2010-11	146.00	457.00	378.00	835.00	0.92	1.65	3.06	2.36	159.56	276.91	123.45	354.40
FMAN	2011-12	112.00	336.00	297.00	633.00	0.92	1.49	2.23	1.86	121.74	225.96	133.14	340.53
<u>Automotive</u>													
AMGT	2008-09	0.00	0.00	592.00	592.00	0.00	0.00	3.00	1.50			197.33	394.67
AMGT	2009-10	135.00	377.00	499.00	876.00	0.92	2.38	3.00	2.69	146.26	158.74	166.33	325.95
AMGT	2010-11	168.00	374.00	440.00	814.00	1.01	2.27	2.00	2.14	166.34	164.56	220.00	381.02
AMGT	2011-12	181.00	360.00	241.00	601.00	0.98	1.22	1.44	1.33	184.69	295.89	166.85	451.69
AUTO	2008-09	0.00	0.00	1,589.00	1,589.00	0.00	0.00	11.73	5.86			135.46	270.93
AUTO	2009-10	108.00	1,147.00	1,279.00	2,426.00	1.17	9.40	10.00	9.70	92.31	121.99	127.90	250.07
AUTO	2010-11	132.00	1,500.00	1,663.00	3,163.00	1.39	9.00	10.00	9.50	94.96	166.67	166.30	332.95
AUTO	2011-12	174.00	1,510.00	1,572.00	3,082.00	1.58	7.78	8.53	8.16	110.13	194.03	184.31	377.89
<u>Construction Tech-Mgmt</u>													
BCTM	2008-09	0.00	0.00	354.00	354.00	0.00	0.00	1.93	0.97			183.10	366.21
BCTM	2009-10	0.00	315.00	213.00	528.00	0.00	1.39	1.12	1.25	226.64	190.66	421.21	
BCTM	2010-11	0.00	282.00	189.00	471.00	0.00	1.31	0.97	1.14	215.42	195.44	413.86	
BCTM	2011-12	0.00	177.00	141.00	318.00	0.00	0.91	0.99	0.95	194.70	141.95	334.31	
CETM	2008-09	0.00	0.00	135.00	135.00	0.00	0.00	0.60	0.30			225.71	451.41

FERRIS STATE UNIVERSITY

Student Credit Hours (SCH), Full Time Equated Faculty (FTEF) and SCH/FTEF Aggregated by Course Prefix within College and Department

Prefix	Year	<u>Student Credit Hours</u>				<u>Full Time Equated Faculty</u>				<u>SCH/FTEF</u>			
		Summer	Fall	Spring	F + SP	Summer	Fall	Spring	Avg F + SP	Summer	Fall	Spring	F + SP
<u>Coll of Engineering Technology</u>													
<u>Construction Tech-Mgmt</u>													
CETM	2009-10	0.00	177.00	143.00	320.00	0.00	0.72	0.83	0.77		246.80	172.65	414.12
CETM	2010-11	0.00	150.00	161.00	311.00	0.00	0.54	0.78	0.66		278.09	207.00	472.22
CETM	2011-12	0.00	96.00	84.00	180.00	0.00	0.77	1.61	1.19		124.24	52.30	151.34
CONM	2008-09	0.00	0.00	2,410.00	2,410.00	0.00	0.00	10.71	5.36			224.93	449.85
CONM	2009-10	96.00	2,263.00	2,229.00	4,492.00	0.52	9.31	9.55	9.43	183.65	243.08	233.32	476.28
CONM	2010-11	3.00	2,059.00	1,877.00	3,936.00	0.20	8.52	8.41	8.46	15.00	241.58	223.31	465.02
CONM	2011-12	3.00	1,834.00	1,556.00	3,390.00	0.00	8.82	7.52	8.17		207.98	206.81	414.89
<u>EET-CNS</u>													
ECNS	2008-09	0.00	0.00	340.00	340.00	0.00	0.00	2.47	1.24			137.52	275.03
ECNS	2009-10	0.00	254.00	247.00	501.00	0.00	1.38	2.16	1.77		184.73	114.27	283.32
ECNS	2010-11	0.00	274.00	238.00	512.00	0.00	1.30	1.71	1.50		210.77	139.32	340.39
ECNS	2011-12	0.00	259.00	217.00	476.00	0.00	2.00	1.42	1.71		129.50	153.16	278.62
EEET	2008-09	0.00	0.00	994.00	994.00	0.00	0.00	5.50	2.75			180.81	361.61
EEET	2009-10	88.00	1,021.00	1,031.00	2,052.00	0.67	6.52	5.90	6.21	131.34	156.48	174.79	330.34
EEET	2010-11	85.00	956.00	998.00	1,954.00	0.67	5.60	5.29	5.45	126.87	170.71	188.60	358.81
EEET	2011-12	112.00	936.00	948.00	1,884.00	0.07	4.93	6.01	5.47	1,600.00	189.91	157.65	344.37
<u>Energy Systems</u>													
ENGY	2011-12	0.00	0.00	51.00	51.00	0.00	0.00	0.21	0.11			238.00	476.00
<u>HVACR</u>													
HVAC	2008-09	0.00	0.00	1,481.00	1,481.00	0.00	0.00	9.11	4.55			162.57	325.14
HVAC	2009-10	294.00	1,962.00	1,690.00	3,652.00	2.87	10.20	9.94	10.07	102.55	192.37	170.02	362.68
HVAC	2010-11	365.00	1,618.00	1,580.00	3,198.00	3.01	8.31	9.23	8.77	121.26	194.78	171.17	364.71

FERRIS STATE UNIVERSITY

Student Credit Hours (SCH), Full Time Equated Faculty (FTEF) and SCH/FTEF Aggregated by Course Prefix within College and Department

Prefix	Year	<u>Student Credit Hours</u>				<u>Full Time Equated Faculty</u>				<u>SCH/FTEF</u>			
		Summer	Fall	Spring	F + SP	Summer	Fall	Spring	Avg F + SP	Summer	Fall	Spring	F + SP
<u>Coll of Engineering Technology</u>													
<u>HVACR</u>													
HVAC	2011-12	382.00	1,631.00	1,608.00	3,239.00	2.17	9.51	10.50	10.01	176.04	171.50	153.14	323.74
<u>Heavy Equipment</u>													
HEQT	2008-09	0.00	0.00	618.00	618.00	0.00	0.00	3.84	1.92			161.11	322.22
HEQT	2009-10	112.00	670.00	550.00	1,220.00	1.34	4.07	2.73	3.40	83.58	164.48	201.13	358.40
HEQT	2010-11	88.00	609.00	525.00	1,134.00	0.67	2.65	1.73	2.19	131.34	230.19	302.81	517.87
HEQT	2011-12	116.00	798.00	616.00	1,414.00	0.97	3.23	2.57	2.90	119.59	247.28	240.02	488.13
HSET	2008-09	0.00	0.00	268.00	268.00	0.00	0.00	1.43	0.72			186.88	373.76
HSET	2009-10	64.00	148.00	188.00	336.00	0.67	0.80	1.17	0.99	95.52	184.63	160.55	340.68
HSET	2010-11	84.00	164.00	252.00	416.00	0.67	0.81	1.27	1.04	125.37	202.76	199.02	400.95
HSET	2011-12	56.00	168.00	244.00	412.00	0.97	0.92	0.89	0.91	57.73	182.51	273.28	454.41
<u>Manufacturing Eng Tech</u>													
MATL	2008-09	0.00	0.00	300.00	300.00	0.00	0.00	1.09	0.54			275.23	550.46
MATL	2009-10	0.00	724.00	308.00	1,032.00	0.00	2.00	1.12	1.56		361.40	275.00	660.83
MATL	2010-11	48.00	674.00	312.00	986.00	0.25	1.85	0.92	1.38	192.00	365.08	340.36	713.76
MATL	2011-12	0.00	713.00	304.00	1,017.00	0.00	1.73	1.20	1.47		411.63	253.33	693.69
MFGE	2008-09	0.00	0.00	1,195.00	1,195.00	0.00	0.00	7.24	3.62			165.02	330.03
MFGE	2009-10	102.00	1,226.00	1,267.00	2,493.00	0.84	5.68	7.74	6.71	121.43	215.93	163.66	371.54
MFGE	2010-11	186.00	1,330.00	1,343.00	2,673.00	3.01	5.68	7.14	6.41	61.79	234.30	188.17	417.22
MFGE	2011-12	156.00	1,214.00	1,018.00	2,232.00	2.14	5.40	5.99	5.70	73.00	224.84	169.82	391.79
MFGT	2008-09	0.00	0.00	296.00	296.00	0.00	0.00	3.46	1.73			85.59	171.18
MFGT	2009-10	4.00	264.00	339.00	603.00	0.17	3.24	3.20	3.22	23.53	81.51	105.89	187.26
MFGT	2010-11	60.00	279.00	305.00	584.00	0.39	2.31	2.61	2.46	153.85	120.67	116.88	237.31
MFGT	2011-12	44.00	246.00	299.00	545.00	0.44	1.64	2.21	1.92	100.00	149.67	135.57	283.18

FERRIS STATE UNIVERSITY

Student Credit Hours (SCH), Full Time Equated Faculty (FTEF) and SCH/FTEF Aggregated by Course Prefix within College and Department

Prefix	Year	<u>Student Credit Hours</u>				<u>Full Time Equated Faculty</u>				<u>SCH/FTEF</u>			
		Summer	Fall	Spring	F + SP	Summer	Fall	Spring	Avg F + SP	Summer	Fall	Spring	F + SP
<u>Coll of Engineering Technology</u>													
<u>Mechanical Design</u>													
CDTD	2008-09	0.00	0.00	349.00	349.00	0.00	0.00	3.01	1.51			115.89	231.78
CDTD	2009-10	0.00	302.00	283.00	585.00	0.00	2.21	3.00	2.60	136.79	94.33	224.66	
CDTD	2010-11	0.00	277.00	322.00	599.00	0.00	2.21	2.57	2.39	125.46	125.22	250.67	
CDTD	2011-12	0.00	440.00	326.00	766.00	0.00	1.41	2.00	1.70	313.03	163.00	449.85	
ETEC	2008-09	0.00	0.00	144.00	144.00	0.00	0.00	0.68	0.34			212.21	424.42
ETEC	2009-10	0.00	288.00	45.00	333.00	0.00	1.55	0.33	0.94	186.20	135.00	354.24	
ETEC	2010-11	0.00	177.00	66.00	243.00	0.00	0.95	0.43	0.69	186.06	154.00	352.21	
ETEC	2011-12	0.00	252.00	138.00	390.00	0.00	0.97	1.00	0.98	261.13	138.00	396.94	
MECH	2008-09	0.00	0.00	894.00	894.00	0.00	0.00	4.08	2.04			219.12	438.24
MECH	2009-10	56.00	943.00	901.00	1,844.00	0.67	3.68	3.11	3.40	83.58	256.00	289.71	542.86
MECH	2010-11	36.00	890.00	850.00	1,740.00	0.67	3.42	4.00	3.71	53.73	260.49	212.50	469.21
MECH	2011-12	96.00	841.00	857.00	1,698.00	0.88	3.12	3.50	3.31	109.09	269.84	245.16	513.58
PDET	2008-09	0.00	0.00	375.00	375.00	0.00	0.00	2.23	1.11			168.16	336.32
PDET	2009-10	0.00	362.00	299.00	661.00	0.00	1.64	2.25	1.94		221.22	132.89	340.16
PDET	2010-11	0.00	530.00	339.00	869.00	0.00	2.00	2.00	2.00		265.00	169.50	434.50
PDET	2011-12	28.00	470.00	411.00	881.00	0.17	1.63	2.71	2.17	167.66	289.23	151.66	406.46
<u>Plastics-Rubber</u>													
PLTS	2008-09	0.00	0.00	769.00	769.00	0.00	0.00	6.11	3.06			125.86	251.72
PLTS	2009-10	167.00	639.00	768.00	1,407.00	1.34	4.39	4.67	4.53	124.81	145.72	164.57	310.88
PLTS	2010-11	206.00	607.00	540.00	1,147.00	1.34	4.34	3.34	3.84	153.73	139.75	161.79	298.66
PLTS	2011-12	132.00	499.00	369.00	868.00	1.11	3.70	1.70	2.70	118.77	134.82	217.35	321.54
PPET	2010-11	0.00	0.00	228.00	228.00	0.00	0.00	0.94	0.47			243.83	487.67
PPET	2011-12	116.00	296.00	444.00	740.00	1.11	2.03	2.58	2.30	104.37	145.57	172.43	321.16
RUBR	2008-09	0.00	0.00	48.00	48.00	0.00	0.00	1.00	0.50			48.00	96.00

FERRIS STATE UNIVERSITY

Student Credit Hours (SCH), Full Time Equated Faculty (FTEF) and SCH/FTEF Aggregated by Course Prefix within College and Department

Prefix	Year	<u>Student Credit Hours</u>				<u>Full Time Equated Faculty</u>				<u>SCH/FTEF</u>			
		Summer	Fall	Spring	F + SP	Summer	Fall	Spring	Avg F + SP	Summer	Fall	Spring	F + SP
<u>Coll of Engineering Technology</u>													
<u>Plastics-Rubber</u>													
RUBR	2009-10	10.00	86.00	82.00	168.00	0.67	1.94	1.00	1.47	14.93	44.23	82.00	114.11
RUBR	2010-11	38.00	62.00	51.00	113.00	1.00	1.36	1.73	1.55	38.00	45.47	29.53	73.12
RUBR	2011-12	12.00	52.00	36.00	88.00	0.21	0.40	0.73	0.56	57.93	130.00	49.50	156.13
<u>Printing-Imaging Tech Mgmt</u>													
NMPP	2008-09	0.00	0.00	70.00	70.00	0.00	0.00	0.59	0.29			119.51	239.02
NMPP	2009-10	0.00	123.00	39.00	162.00	0.00	0.94	0.48	0.71		130.94	80.94	227.97
NMPP	2010-11	0.00	111.00	78.00	189.00	0.00	1.33	0.65	0.99		83.25	119.85	190.51
NMPP	2011-12	0.00	111.00	54.00	165.00	0.00	0.75	0.55	0.65		148.00	98.18	253.85
PHOT	2008-09	0.00	0.00	150.00	150.00	0.00	0.00	0.60	0.30			250.00	500.00
PHOT	2009-10	51.00	72.00	150.00	222.00	0.25	0.33	0.46	0.40	204.00	216.00	325.00	558.58
PHOT	2010-11	87.00	78.00	303.00	381.00	0.66	0.25	1.00	0.63	131.82	312.00	303.00	609.60
PHOT	2011-12	87.00	75.00	66.00	141.00	0.50	0.30	0.30	0.30	174.00	250.00	220.00	470.00
PMGT	2008-09	0.00	0.00	131.00	131.00	0.00	0.00	1.37	0.68			95.85	191.71
PMGT	2009-10	48.00	74.00	47.00	121.00	0.67	1.19	0.95	1.07	71.64	62.16	49.47	113.06
PMGT	2010-11	48.00	115.00	89.00	204.00	0.67	0.97	1.03	1.00	71.64	118.97	86.75	204.75
PMGT	2011-12	56.00	163.00	109.00	272.00	0.59	0.80	0.85	0.83	94.92	203.75	127.55	328.79
PTEC	2008-09	0.00	0.00	251.00	251.00	0.00	0.00	2.11	1.06			118.72	237.43
PTEC	2009-10	0.00	254.00	300.00	554.00	0.00	2.06	2.11	2.08		123.26	142.41	265.88
PTEC	2010-11	0.00	202.00	267.00	469.00	0.00	2.09	2.32	2.21		96.70	114.93	212.60
PTEC	2011-12	0.00	250.00	273.00	523.00	0.00	1.30	1.74	1.52		192.31	157.31	344.59
<u>Surveying</u>													
CENG	2008-09	0.00	0.00	280.00	280.00	0.00	0.00	1.54	0.77			181.63	363.25
CENG	2009-10	0.00	74.00	328.00	402.00	0.00	0.75	1.80	1.27		98.67	182.59	315.75

FERRIS STATE UNIVERSITY

Student Credit Hours (SCH), Full Time Equated Faculty (FTEF) and SCH/FTEF Aggregated by Course Prefix within College and Department

Prefix	Year	<u>Student Credit Hours</u>				<u>Full Time Equated Faculty</u>				<u>SCH/FTEF</u>			
		Summer	Fall	Spring	F + SP	Summer	Fall	Spring	Avg F + SP	Summer	Fall	Spring	F + SP
<u>Coll of Engineering Technology</u>													
<u>Surveying</u>													
CENG	2010-11	0.00	114.00	232.00	346.00	0.00	0.56	0.93	0.75		202.26	250.34	464.31
CENG	2011-12	0.00	62.00	228.00	290.00	0.00	0.56	1.26	0.91		110.00	180.43	317.41
GISC	2008-09	0.00	0.00	165.00	165.00	0.00	0.00	1.00	0.50			165.00	330.00
GISC	2009-10	75.00	198.00	225.00	423.00	1.25	1.08	1.35	1.21	60.00	183.95	166.30	348.25
GISC	2010-11	75.00	162.00	153.00	315.00	0.50	0.80	0.89	0.84	150.00	202.67	171.89	372.90
GISC	2011-12	48.00	204.00	90.00	294.00	0.53	1.51	0.57	1.04	90.57	135.31	157.14	282.65
SURE	2008-09	0.00	0.00	643.00	643.00	0.00	0.00	4.38	2.19			146.72	293.45
SURE	2009-10	0.00	639.00	488.00	1,127.00	0.00	4.35	3.11	3.73		146.76	156.85	301.92
SURE	2010-11	0.00	530.00	625.00	1,155.00	0.00	2.96	3.05	3.01		178.93	204.77	384.09
SURE	2011-12	0.00	439.00	497.00	936.00	0.00	2.41	2.88	2.65		182.25	172.28	353.64
<u>Welding Eng Tech</u>													
WELD	2008-09	0.00	0.00	1,033.00	1,033.00	0.00	0.00	5.97	2.98			173.03	346.06
WELD	2009-10	284.00	1,325.00	966.00	2,291.00	1.78	5.34	5.79	5.56	159.55	248.21	166.79	411.68
WELD	2010-11	332.00	1,659.00	1,169.00	2,828.00	2.05	5.36	5.17	5.26	161.95	309.68	226.26	537.45
WELD	2011-12	273.00	1,469.00	1,107.00	2,576.00	2.40	5.81	5.51	5.66	113.84	252.81	200.91	455.10

FERRIS STATE UNIVERSITY

Student Credit Hours (SCH), Full Time Equated Faculty (FTEF) and SCH/FTEF Aggregated by Course Prefix within College and Department

Prefix	Year	<u>Student Credit Hours</u>				<u>Full Time Equated Faculty</u>				<u>SCH/FTEF</u>			
		Summer	Fall	Spring	F + SP	Summer	Fall	Spring	Avg F + SP	Summer	Fall	Spring	F + SP
<u>College of Allied Health</u>													
<u>Clinical Lab-Resp Care-Hlth Ad</u>													
CAHS	2007-08	0.00	72.00	93.00	165.00	0.00	0.50	0.50	0.50		144.00	186.00	330.00
CAHS	2008-09	0.00	117.00	159.00	276.00	0.00	0.50	0.75	0.63		234.00	212.00	441.60
CAHS	2009-10	39.00	273.00	576.00	849.00	0.25	0.90	2.44	1.67	156.00	303.33	235.58	507.62
CAHS	2010-11	126.00	456.00	754.00	1,210.00	0.83	2.09	3.11	2.60	151.01	217.98	242.17	464.90
CAHS	2011-12	155.00	1,064.00	1,143.00	2,207.00	0.76	3.96	4.60	4.28	204.04	269.00	248.39	515.83
CCHS	2007-08	348.00	1,430.00	1,206.00	2,636.00	1.30	5.54	2.96	4.25	266.87	258.06	406.95	619.87
CCHS	2008-09	463.00	1,839.00	1,620.00	3,459.00	1.91	5.14	4.51	4.82	242.41	358.06	358.93	716.94
CCHS	2009-10	468.00	1,857.00	2,341.00	4,198.00	2.60	5.28	7.97	6.63	179.75	351.45	293.75	633.51
CCHS	2010-11	545.00	1,921.00	1,975.00	3,896.00	2.80	5.46	5.38	5.42	194.54	351.99	366.79	718.68
CCHS	2011-12	647.00	2,358.00	2,180.00	4,538.00	2.63	6.47	6.30	6.39	246.21	364.29	346.08	710.62
CLLS	2007-08	354.00	588.00	632.00	1,220.00	1.58	3.09	3.33	3.21	223.77	190.60	189.85	380.42
CLLS	2008-09	351.00	604.00	611.00	1,215.00	1.65	3.67	2.92	3.29	212.73	164.58	209.55	368.98
CLLS	2009-10	407.00	605.00	716.00	1,321.00	2.39	3.58	3.29	3.43	170.29	169.04	217.59	384.60
CLLS	2010-11	465.00	656.00	651.00	1,307.00	2.31	4.31	4.16	4.24	201.01	152.20	156.49	308.62
CLLS	2011-12	328.00	486.00	510.00	996.00	2.71	3.33	3.07	3.20	121.03	145.95	166.16	311.28
DMOL	2011-12	0.00	14.00	12.00	26.00	0.00	0.28	0.20	0.24		50.00	61.54	109.47
EHSM	2007-08	325.00	554.00	393.00	947.00	1.80	1.84	1.29	1.56	180.16	301.19	305.58	605.99
EHSM	2008-09	328.00	626.00	690.00	1,316.00	1.36	2.28	2.21	2.25	241.37	274.14	311.92	585.46
EHSM	2009-10	429.00	714.00	0.00	714.00	2.06	2.04	0.00	1.02	207.79	349.29		698.58
HCSA	2007-08	929.00	1,635.00	2,024.00	3,659.00	3.37	5.56	6.31	5.94	276.08	293.99	320.76	616.43
HCSA	2008-09	906.00	1,914.00	2,050.00	3,964.00	4.01	6.53	6.17	6.35	225.68	293.17	332.03	624.12
HCSA	2009-10	1,259.00	1,945.00	2,405.00	4,350.00	6.28	6.80	8.78	7.79	200.34	286.17	273.97	558.58
HCSA	2010-11	1,611.00	2,390.00	2,657.00	5,047.00	9.58	10.38	9.26	9.82	168.19	230.19	286.96	513.90
HCSA	2011-12	1,478.00	2,210.00	2,325.00	4,535.00	6.17	7.98	9.59	8.78	239.36	277.01	242.40	516.23
MRIS	2007-08	671.00	1,209.00	1,269.00	2,478.00	4.68	5.45	5.26	5.36	143.48	221.69	241.17	462.51

FERRIS STATE UNIVERSITY

Student Credit Hours (SCH), Full Time Equated Faculty (FTEF) and SCH/FTEF Aggregated by Course Prefix within College and Department

Prefix	Year	<u>Student Credit Hours</u>				<u>Full Time Equated Faculty</u>				<u>SCH/FTEF</u>			
		Summer	Fall	Spring	F + SP	Summer	Fall	Spring	Avg F + SP	Summer	Fall	Spring	F + SP
<u>College of Allied Health</u>													
<u>Clinical Lab-Resp Care-Hlth Ad</u>													
MRIS	2008-09	595.00	1,265.00	1,316.00	2,581.00	4.35	5.28	5.28	5.28	136.71	239.57	249.24	488.81
MRIS	2009-10	627.00	1,587.00	1,669.00	3,256.00	5.28	6.30	6.26	6.28	118.75	251.92	266.61	518.48
MRIS	2010-11	805.00	1,678.00	1,835.00	3,513.00	7.94	7.59	5.59	6.59	101.45	221.16	328.22	533.16
MRIS	2011-12	933.00	1,628.00	1,577.00	3,205.00	4.42	6.26	6.71	6.49	211.07	260.07	234.92	494.12
RESP	2007-08	1,020.00	1,243.00	1,166.00	2,409.00	4.46	6.71	6.37	6.54	228.44	185.15	183.05	368.25
RESP	2008-09	1,155.00	1,202.00	1,204.00	2,406.00	4.48	5.95	5.89	5.92	258.08	202.13	204.50	406.62
RESP	2009-10	1,093.00	1,591.00	1,452.00	3,043.00	5.51	4.99	5.93	5.46	198.37	318.77	244.77	557.17
RESP	2010-11	1,211.00	1,936.00	1,258.00	3,194.00	6.58	7.19	5.64	6.41	184.14	269.26	223.21	498.05
RESP	2011-12	721.00	1,140.00	758.00	1,898.00	2.76	4.18	2.40	3.29	261.23	272.71	315.83	576.87
<u>Dental Hygiene-Medical Imaging</u>													
DHYG	2007-08	0.00	1,358.00	1,344.00	2,702.00	0.00	5.17	5.00	5.08		262.67	268.80	531.37
DHYG	2008-09	0.00	1,540.00	1,449.00	2,989.00	0.00	5.00	6.46	5.73		308.00	224.30	521.64
DHYG	2009-10	80.00	1,587.00	1,477.00	3,064.00	0.50	6.19	7.38	6.79	159.71	256.38	200.14	451.58
DHYG	2010-11	180.00	1,405.00	1,250.00	2,655.00	0.90	7.03	6.30	6.66	200.00	199.86	198.41	398.35
DHYG	2011-12	114.00	1,332.00	1,174.00	2,506.00	0.99	6.70	6.28	6.49	115.15	198.89	186.94	386.21
NUCM	2007-08	189.00	756.00	601.00	1,357.00	0.88	2.25	2.85	2.55	214.49	336.00	210.88	532.16
NUCM	2008-09	185.00	832.00	728.00	1,560.00	1.80	2.77	3.01	2.89	102.78	300.44	241.70	539.68
NUCM	2009-10	295.00	709.00	703.00	1,412.00	2.42	2.71	3.44	3.08	121.90	261.52	204.36	459.10
NUCM	2010-11	603.00	794.00	811.00	1,605.00	3.10	3.13	3.78	3.45	194.52	253.85	214.55	464.69
NUCM	2011-12	747.00	827.00	852.00	1,679.00	2.99	2.81	3.00	2.90	249.83	294.04	284.32	578.05
RADI	2007-08	682.00	1,129.00	1,039.00	2,168.00	1.83	2.00	2.78	2.39	372.92	564.50	373.74	907.11
RADI	2008-09	681.00	1,059.00	1,002.00	2,061.00	2.00	3.23	3.56	3.40	340.50	327.86	281.46	607.07
RADI	2009-10	693.00	1,023.00	984.00	2,007.00	2.74	3.26	3.28	3.27	252.92	314.29	300.00	614.23
RADI	2010-11	689.00	1,056.00	975.00	2,031.00	2.71	3.11	3.10	3.11	254.24	339.00	314.52	653.58
RADI	2011-12	672.00	948.00	915.00	1,863.00	2.03	3.29	3.27	3.28	331.03	288.15	279.82	567.99

FERRIS STATE UNIVERSITY

Student Credit Hours (SCH), Full Time Equated Faculty (FTEF) and SCH/FTEF Aggregated by Course Prefix within College and Department

Prefix	Year	<u>Student Credit Hours</u>				<u>Full Time Equated Faculty</u>				<u>SCH/FTEF</u>			
		Summer	Fall	Spring	F + SP	Summer	Fall	Spring	Avg F + SP	Summer	Fall	Spring	F + SP
<u>College of Allied Health</u>													
<u>Dental Hygiene-Medical Imaging</u>													
SONO	2007-08	243.00	324.00	316.00	640.00	1.29	1.65	1.88	1.77	187.89	195.82	167.88	361.90
SONO	2008-09	288.00	312.00	322.00	634.00	1.49	1.22	2.00	1.61	193.84	255.18	161.00	393.46
SONO	2009-10	289.00	384.00	368.00	752.00	1.56	1.63	2.00	1.81	185.65	235.79	184.00	414.49
SONO	2010-11	343.00	366.00	412.00	778.00	1.35	1.56	2.13	1.85	254.07	233.88	193.43	421.12
SONO	2011-12	362.00	408.00	429.00	837.00	1.54	2.06	2.22	2.14	235.06	198.06	193.24	391.12
<u>School of Nursing</u>													
NURS	2007-08	378.00	2,237.00	2,658.00	4,895.00	3.36	9.18	11.12	10.15	112.44	243.65	239.03	482.24
NURS	2008-09	986.00	3,307.00	2,851.00	6,158.00	4.82	15.18	13.61	14.39	204.42	217.81	209.54	427.81
NURS	2009-10	938.00	3,711.00	3,737.00	7,448.00	5.78	16.39	17.25	16.82	162.19	226.36	216.67	442.79
NURS	2010-11	2,018.00	4,154.00	3,255.00	7,409.00	12.70	20.03	16.38	18.21	158.93	207.37	198.72	406.96
NURS	2011-12	2,397.00	3,931.00	4,328.00	8,259.00	14.06	17.10	20.41	18.76	170.51	229.82	212.05	440.31

FERRIS STATE UNIVERSITY

Student Credit Hours (SCH), Full Time Equated Faculty (FTEF) and SCH/FTEF Aggregated by Course Prefix within College and Department

Prefix	Year	<u>Student Credit Hours</u>				<u>Full Time Equated Faculty</u>				<u>SCH/FTEF</u>			
		Summer	Fall	Spring	F + SP	Summer	Fall	Spring	Avg F + SP	Summer	Fall	Spring	F + SP
<u>College of Arts and Sciences</u>													
<u>Biology</u>													
BIOL	2007-08	1,833.00	9,198.00	8,019.00	17,217.00	9.67	27.74	26.27	27.00	189.48	331.57	305.27	637.55
BIOL	2008-09	2,070.00	9,107.00	8,200.00	17,307.00	10.72	24.89	24.37	24.63	193.13	365.93	336.53	702.77
BIOL	2009-10	2,140.00	8,462.00	7,331.00	15,793.00	9.44	28.57	26.67	27.62	226.65	296.23	274.84	571.80
BIOL	2010-11	1,214.00	7,903.00	7,845.00	15,748.00	7.81	23.35	23.73	23.54	155.42	338.52	330.66	669.11
BIOL	2011-12	1,454.00	8,142.00	7,866.00	16,008.00	9.11	25.93	29.70	27.82	159.67	313.99	264.85	575.51
HORT	2007-08	46.00	248.00	190.00	438.00	0.60	2.39	1.95	2.17	76.03	103.77	97.44	201.84
HORT	2008-09	71.00	263.00	150.00	413.00	0.71	2.01	1.40	1.71	100.35	130.75	107.14	242.13
HORT	2009-10	73.00	225.00	131.00	356.00	0.73	2.28	1.95	2.12	100.52	98.68	67.18	168.32
HORT	2010-11	64.00	155.00	145.00	300.00	0.72	1.84	1.40	1.62	89.10	84.24	103.57	185.19
HORT	2011-12	78.00	64.00	3.00	67.00	0.80	0.69	0.00	0.34	97.43	92.75		194.20
INBI	2007-08	0.00	60.00	0.00	60.00	0.00	0.57	0.00	0.29		105.00		210.00
INBI	2008-09	52.00	64.00	0.00	64.00	0.39	0.57	0.00	0.29	131.88	112.00		224.00
INBI	2009-10	0.00	76.00	0.00	76.00	0.00	0.69	0.00	0.34		110.14		220.29
INBI	2010-11	0.00	112.00	0.00	112.00	0.00	0.63	0.00	0.31		179.20		358.40
INBI	2011-12	0.00	128.00	0.00	128.00	0.00	1.13	0.00	0.56		113.27		226.55
<u>College of Arts and Sciences</u>													
COAS	2009-10	0.00	48.00	0.00	48.00	0.00	0.25	0.00	0.13		192.00		384.00
COAS	2010-11	0.00	167.00	84.00	251.00	0.00	0.88	0.43	0.66		189.82	193.57	382.11
COAS	2011-12	78.00	117.00	116.00	233.00	0.19	0.17	0.34	0.26	415.67	688.24	341.18	913.73
<u>Humanities</u>													
AFAM	2007-08	0.00	66.00	0.00	66.00	0.00	0.42	0.00	0.21		157.14		314.29
AFAM	2008-09	0.00	93.00	0.00	93.00	0.00	0.25	0.00	0.13		372.00		744.00
AFAM	2009-10	0.00	102.00	0.00	102.00	0.00	0.42	0.00	0.21		242.86		485.71

FERRIS STATE UNIVERSITY

Student Credit Hours (SCH), Full Time Equated Faculty (FTEF) and SCH/FTEF Aggregated by Course Prefix within College and Department

Prefix	Year	<u>Student Credit Hours</u>				<u>Full Time Equated Faculty</u>				<u>SCH/FTEF</u>			
		Summer	Fall	Spring	F + SP	Summer	Fall	Spring	Avg F + SP	Summer	Fall	Spring	F + SP
<u>College of Arts and Sciences</u>													
<u>Humanities</u>													
AFAM	2010-11	0.00	99.00	0.00	99.00	0.00	0.25	0.00	0.13		396.00		792.00
AFAM	2011-12	0.00	105.00	0.00	105.00	0.00	0.25	0.00	0.13		420.00		840.00
ARTH	2007-08	108.00	267.00	468.00	735.00	0.50	0.75	0.89	0.82	216.00	356.00	524.16	894.78
ARTH	2008-09	102.00	273.00	354.00	627.00	0.33	0.75	0.75	0.75	306.00	364.00	472.00	836.00
ARTH	2009-10	81.00	345.00	552.00	897.00	0.25	0.75	1.00	0.88	324.00	460.00	552.00	1,025.14
ARTH	2010-11	72.00	363.00	513.00	876.00	0.50	1.00	1.00	1.00	144.00	363.00	513.00	876.00
ARTH	2011-12	96.00	336.00	438.00	774.00	0.50	1.25	1.08	1.17	192.00	268.80	404.31	663.43
ARTS	2007-08	3.00	475.00	561.00	1,036.00	0.00	2.00	2.00	2.00		237.50	280.50	518.00
ARTS	2008-09	0.00	455.00	552.00	1,007.00	0.00	2.00	2.00	2.00		227.50	276.00	503.50
ARTS	2009-10	0.00	484.00	558.00	1,042.00	0.00	2.00	2.00	2.00		242.00	279.00	521.00
ARTS	2010-11	0.00	630.00	642.00	1,272.00	0.00	2.20	2.15	2.18		285.93	298.60	584.38
ARTS	2011-12	0.00	641.00	651.00	1,292.00	0.00	2.42	2.40	2.41		265.31	271.25	536.54
COMH	2007-08	0.00	633.00	0.00	633.00	0.00	2.25	0.00	1.13		281.33		562.67
COMH	2008-09	0.00	414.00	270.00	684.00	0.00	1.67	0.90	1.28		248.40	300.00	532.99
COMH	2009-10	0.00	492.00	111.00	603.00	0.00	1.75	0.50	1.13		281.14	222.00	536.00
COMH	2010-11	0.00	480.00	129.00	609.00	0.00	1.55	0.50	1.02		310.41	258.00	595.21
COMH	2011-12	0.00	894.00	171.00	1,065.00	0.00	4.00	1.00	2.50		223.50	171.00	426.00
COMM	2007-08	753.00	4,585.00	4,316.00	8,901.00	3.58	14.50	16.00	15.25	210.34	316.21	269.75	583.67
COMM	2008-09	796.00	4,209.00	3,604.00	7,813.00	3.50	14.83	12.85	13.84	227.43	283.75	280.47	564.46
COMM	2009-10	823.00	4,032.00	3,752.00	7,784.00	4.00	14.00	13.17	13.59	205.75	288.00	284.89	572.98
COMM	2010-11	848.00	4,142.00	3,654.00	7,796.00	3.75	13.62	12.50	13.06	226.13	304.18	292.32	597.01
COMM	2011-12	961.00	3,912.00	3,900.00	7,812.00	4.40	13.17	14.17	13.67	218.52	297.11	275.29	571.61
FILM	2007-08	69.00	420.00	372.00	792.00	0.25	1.00	0.75	0.88	276.00	420.00	496.00	905.14
FILM	2008-09	30.00	372.00	252.00	624.00	0.08	0.83	0.50	0.67	360.00	446.40	504.00	936.00
FILM	2009-10	72.00	378.00	387.00	765.00	0.13	0.83	0.75	0.79	576.00	453.60	516.00	966.32

FERRIS STATE UNIVERSITY

Student Credit Hours (SCH), Full Time Equated Faculty (FTEF) and SCH/FTEF Aggregated by Course Prefix within College and Department

Prefix	Year	<u>Student Credit Hours</u>				<u>Full Time Equated Faculty</u>				<u>SCH/FTEF</u>			
		Summer	Fall	Spring	F + SP	Summer	Fall	Spring	Avg F + SP	Summer	Fall	Spring	F + SP
<u>College of Arts and Sciences</u>													
<u>Humanities</u>													
FILM	2010-11	114.00	231.00	189.00	420.00	0.25	0.45	0.45	0.45	456.00	513.33	420.00	933.33
FILM	2011-12	81.00	300.00	216.00	516.00	0.25	0.75	0.50	0.63	324.00	400.00	432.00	825.60
HISH	2008-09	0.00	69.00	42.00	111.00	0.00	0.20	0.25	0.23		345.00	168.00	493.33
HISH	2009-10	0.00	75.00	0.00	75.00	0.00	0.33	0.00	0.17		225.00		450.00
HIST	2007-08	594.00	2,454.00	2,358.00	4,812.00	2.50	7.00	6.14	6.57	237.60	350.57	383.86	732.26
HIST	2008-09	558.00	2,514.00	2,463.00	4,977.00	1.75	7.30	6.75	7.03	318.86	344.38	364.89	708.47
HIST	2009-10	438.00	2,325.00	2,280.00	4,605.00	1.00	6.92	6.75	6.83	438.00	336.14	337.78	673.90
HIST	2010-11	441.00	2,211.00	2,514.00	4,725.00	0.75	6.00	6.50	6.25	588.00	368.50	386.77	756.00
HIST	2011-12	507.00	2,091.00	2,367.00	4,458.00	1.75	6.25	6.17	6.21	289.71	334.56	383.84	718.07
HUMH	2007-08	0.00	0.00	147.00	147.00	0.00	0.00	0.64	0.32			228.67	457.33
HUMH	2008-09	0.00	0.00	69.00	69.00	0.00	0.00	0.25	0.13			276.00	552.00
HUMH	2009-10	0.00	0.00	66.00	66.00	0.00	0.00	0.25	0.13			264.00	528.00
HUMH	2011-12	0.00	57.00	0.00	57.00	0.00	0.25	0.00	0.13		228.00		456.00
HUMN	2007-08	66.00	936.00	837.00	1,773.00	0.25	2.00	2.07	2.04	264.00	468.00	404.07	870.95
HUMN	2008-09	75.00	675.00	1,110.00	1,785.00	0.50	1.58	2.25	1.92	150.00	426.32	493.33	931.30
HUMN	2009-10	183.00	648.00	942.00	1,590.00	1.10	1.15	2.25	1.70	166.36	563.48	418.67	935.29
HUMN	2010-11	213.00	864.00	912.00	1,776.00	1.45	1.92	2.60	2.26	146.90	450.78	350.77	786.42
HUMN	2011-12	264.00	804.00	915.00	1,719.00	1.25	2.50	2.61	2.55	211.20	321.60	350.57	672.80
MUSI	2007-08	102.00	1,409.00	1,504.00	2,913.00	0.59	5.44	5.30	5.37	172.88	258.88	283.77	542.32
MUSI	2008-09	68.00	1,325.00	1,382.00	2,707.00	0.50	5.35	5.30	5.33	136.00	247.54	260.75	508.23
MUSI	2009-10	19.00	1,198.00	1,334.00	2,532.00	0.33	5.35	5.30	5.33	57.58	223.81	251.70	475.37
MUSI	2010-11	1.00	1,470.00	1,193.00	2,663.00	0.25	5.35	5.30	5.33	4.00	274.63	225.09	499.97
MUSI	2011-12	26.00	1,459.00	1,334.00	2,793.00	0.16	5.35	5.30	5.33	159.51	272.57	251.70	524.37
PHIH	2007-08	0.00	129.00	0.00	129.00	0.00	0.50	0.00	0.25		258.00		516.00
PHIH	2008-09	0.00	57.00	0.00	57.00	0.00	0.25	0.00	0.13		228.00		456.00

FERRIS STATE UNIVERSITY

Student Credit Hours (SCH), Full Time Equated Faculty (FTEF) and SCH/FTEF Aggregated by Course Prefix within College and Department

Prefix	Year	<u>Student Credit Hours</u>				<u>Full Time Equated Faculty</u>				<u>SCH/FTEF</u>			
		Summer	Fall	Spring	F + SP	Summer	Fall	Spring	Avg F + SP	Summer	Fall	Spring	F + SP
<u>College of Arts and Sciences</u>													
<u>Humanities</u>													
PHIH	2009-10	0.00	0.00	78.00	78.00	0.00	0.00	0.25	0.13			312.00	624.00
PHIH	2010-11	0.00	0.00	66.00	66.00	0.00	0.00	0.25	0.13			264.00	528.00
PHIH	2011-12	0.00	129.00	0.00	129.00	0.00	0.50	0.00	0.25		258.00		516.00
PHIL	2007-08	60.00	657.00	816.00	1,473.00	0.50	2.25	2.75	2.50	120.00	292.00	296.73	589.20
PHIL	2008-09	252.00	477.00	789.00	1,266.00	1.15	1.58	2.75	2.17	219.93	301.26	286.91	584.31
PHIL	2009-10	149.00	858.00	645.00	1,503.00	0.57	3.13	2.29	2.71	259.13	274.32	282.19	555.28
PHIL	2010-11	210.00	921.00	924.00	1,845.00	0.70	3.00	3.25	3.12	300.00	307.00	284.31	590.40
PHIL	2011-12	228.00	879.00	996.00	1,875.00	1.00	3.38	3.81	3.59	228.00	260.44	261.25	521.74
RELG	2007-08	0.00	207.00	327.00	534.00	0.00	0.75	1.00	0.88		276.00	327.00	610.29
RELG	2008-09	75.00	213.00	276.00	489.00	0.19	0.75	1.25	1.00	400.00	284.00	220.80	489.00
RELG	2009-10	255.00	282.00	396.00	678.00	0.70	0.92	1.50	1.21	364.29	307.64	264.00	561.10
RELG	2010-11	306.00	270.00	387.00	657.00	1.10	1.05	1.30	1.18	278.18	257.14	297.69	559.15
RELG	2011-12	276.00	225.00	330.00	555.00	1.25	0.75	1.00	0.88	220.80	300.00	330.00	634.29
RELH	2008-09	0.00	57.00	0.00	57.00	0.00	0.25	0.00	0.13		228.00		456.00
RELH	2011-12	0.00	0.00	66.00	66.00	0.00	0.00	0.25	0.13			264.00	528.00
THTH	2009-10	0.00	0.00	54.00	54.00	0.00	0.00	0.43	0.21			126.00	252.00
THTH	2010-11	0.00	69.00	42.00	111.00	0.00	0.25	0.33	0.29		276.00	126.00	380.57
THTH	2011-12	0.00	0.00	48.00	48.00	0.00	0.00	0.33	0.17			144.00	288.00
THTR	2007-08	0.00	197.00	238.00	435.00	0.00	2.00	2.00	2.00		98.50	119.00	217.50
THTR	2008-09	33.00	195.00	195.00	390.00	0.25	2.17	2.00	2.08	132.00	90.03	97.50	187.23
THTR	2009-10	0.00	128.00	124.00	252.00	0.00	2.00	1.57	1.79		64.00	78.91	141.12
THTR	2010-11	18.00	131.00	77.00	208.00	0.25	2.25	0.92	1.58	72.00	58.22	84.00	131.37
THTR	2011-12	0.00	156.00	123.00	279.00	0.00	2.00	1.67	1.83		78.00	73.80	152.18
WGST	2008-09	0.00	0.00	105.00	105.00	0.00	0.00	0.00	0.00				
WGST	2009-10	0.00	0.00	135.00	135.00	0.00	0.00	0.00	0.00				

FERRIS STATE UNIVERSITY

Student Credit Hours (SCH), Full Time Equated Faculty (FTEF) and SCH/FTEF Aggregated by Course Prefix within College and Department

Prefix	Year	<u>Student Credit Hours</u>				<u>Full Time Equated Faculty</u>				<u>SCH/FTEF</u>			
		Summer	Fall	Spring	F + SP	Summer	Fall	Spring	Avg F + SP	Summer	Fall	Spring	F + SP
<u>College of Arts and Sciences</u>													
<u>Humanities</u>													
WGST	2011-12	0.00	0.00	135.00	135.00	0.00	0.00	0.25	0.13			540.00	1,080.00
<u>Languages and Literature</u>													
ENGL	2007-08	1,971.00	9,486.00	6,904.00	16,390.00	9.41	39.58	28.38	33.98	209.40	239.65	243.31	482.35
ENGL	2008-09	1,995.00	9,655.00	7,833.00	17,488.00	10.25	41.02	35.47	38.24	194.63	235.39	220.83	457.27
ENGL	2009-10	1,789.00	9,816.00	7,262.00	17,078.00	9.69	41.48	31.55	36.51	184.67	236.67	230.20	467.74
ENGL	2010-11	2,329.00	9,763.00	7,575.00	17,338.00	12.62	40.86	33.52	37.19	184.60	238.95	225.96	466.19
ENGL	2011-12	2,411.00	9,920.00	8,031.00	17,951.00	12.48	41.44	33.23	37.34	193.13	239.38	241.68	480.80
ENGP	2007-08	0.00	0.00	444.00	444.00	0.00	0.00	2.13	1.07			208.13	416.25
ENGP	2008-09	0.00	0.00	438.00	438.00	0.00	0.00	1.92	0.96			228.52	457.04
ENGP	2009-10	0.00	0.00	450.00	450.00	0.00	0.00	2.33	1.17			192.86	385.71
ENGP	2010-11	0.00	0.00	435.00	435.00	0.00	0.00	2.25	1.13			193.33	386.67
ENGP	2011-12	0.00	0.00	426.00	426.00	0.00	0.00	2.62	1.31			162.80	325.61
FREN	2007-08	113.00	439.00	480.00	919.00	0.99	2.03	2.00	2.01	114.14	216.26	240.00	456.08
FREN	2008-09	214.00	290.00	404.00	694.00	1.33	1.73	1.57	1.65	160.90	167.89	257.09	420.77
FREN	2009-10	169.00	368.00	412.00	780.00	1.00	1.50	1.73	1.61	169.00	245.91	238.53	483.90
FREN	2010-11	235.00	522.00	511.00	1,033.00	1.00	1.73	1.32	1.52	235.00	302.21	387.12	677.98
FREN	2011-12	190.00	565.00	695.00	1,260.00	1.00	1.85	2.56	2.21	190.00	305.41	271.22	571.10
FRNH	2007-08	0.00	48.00	0.00	48.00	0.00	0.30	0.00	0.15		160.00		320.00
FRNH	2008-09	0.00	63.00	129.00	192.00	0.00	0.16	0.43	0.29		393.75	301.00	652.43
FRNH	2009-10	0.00	69.00	69.00	138.00	0.00	0.23	0.27	0.25		299.00	253.00	548.17
FRNH	2010-11	0.00	138.00	144.00	282.00	0.00	0.44	0.60	0.52		311.70	240.00	540.89
FRNH	2011-12	0.00	66.00	69.00	135.00	0.00	0.15	0.19	0.17		440.00	368.00	800.00
GERM	2007-08	0.00	247.00	298.00	545.00	0.00	1.00	1.00	1.00		247.00	298.00	545.00
GERM	2008-09	0.00	228.00	357.00	585.00	0.00	1.00	1.25	1.13		228.00	285.60	520.00

FERRIS STATE UNIVERSITY

Student Credit Hours (SCH), Full Time Equated Faculty (FTEF) and SCH/FTEF Aggregated by Course Prefix within College and Department

Prefix	Year	<u>Student Credit Hours</u>				<u>Full Time Equated Faculty</u>				<u>SCH/FTEF</u>			
		Summer	Fall	Spring	F + SP	Summer	Fall	Spring	Avg F + SP	Summer	Fall	Spring	F + SP
<u>College of Arts and Sciences</u>													
<u>Languages and Literature</u>													
GERM	2009-10	0.00	228.00	292.00	520.00	0.00	1.00	1.25	1.13		228.00	233.60	462.22
GERM	2010-11	3.00	255.00	315.00	570.00	0.00	1.25	1.25	1.25		204.00	252.00	456.00
GERM	2011-12	0.00	188.00	285.00	473.00	0.00	1.00	1.00	1.00		188.00	285.00	473.00
JRNL	2007-08	0.00	123.00	180.00	303.00	0.00	0.67	0.92	0.79		184.50	196.36	382.74
JRNL	2008-09	0.00	134.00	156.00	290.00	0.00	0.67	0.92	0.79		201.00	170.18	366.32
JRNL	2009-10	0.00	135.00	177.00	312.00	0.00	0.50	1.00	0.75		270.00	177.00	416.00
JRNL	2010-11	0.00	114.00	174.00	288.00	0.00	0.67	1.00	0.83		171.00	174.00	345.60
JRNL	2011-12	0.00	97.00	162.00	259.00	0.00	0.61	1.00	0.80		159.02	162.00	321.74
LANG	2007-08	36.00	112.00	150.00	262.00	0.25	0.56	0.75	0.66	144.00	199.11	200.00	399.24
LANG	2008-09	36.00	81.00	97.00	178.00	0.08	0.25	0.48	0.37	432.00	324.00	201.76	487.16
LANG	2009-10	27.00	64.00	156.00	220.00	0.08	0.50	0.50	0.50	324.00	128.00	312.00	440.00
LANG	2010-11	33.00	69.00	66.00	135.00	0.06	0.25	0.25	0.25	528.00	276.00	264.00	540.00
LANG	2011-12	54.00	78.00	141.00	219.00	0.13	0.25	0.50	0.38	432.00	312.00	282.00	584.00
LITH	2007-08	0.00	189.00	207.00	396.00	0.00	0.83	0.75	0.79		226.80	276.00	500.21
LITH	2008-09	0.00	117.00	105.00	222.00	0.00	0.55	0.48	0.52		212.73	218.40	430.75
LITH	2009-10	0.00	195.00	186.00	381.00	0.00	1.00	1.00	1.00		195.00	186.00	381.00
LITH	2010-11	0.00	141.00	90.00	231.00	0.00	0.50	0.50	0.50		282.00	180.00	462.00
LITH	2011-12	0.00	72.00	204.00	276.00	0.00	0.25	0.75	0.50		288.00	272.00	552.00
LITR	2007-08	166.00	777.00	1,302.00	2,079.00	1.00	4.41	8.18	6.30	166.00	176.06	159.20	330.21
LITR	2008-09	171.00	807.00	954.00	1,761.00	0.67	5.15	6.15	5.65	256.50	156.70	155.19	311.75
LITR	2009-10	126.00	939.00	1,006.00	1,945.00	0.73	5.25	4.70	4.97	172.80	178.86	214.04	390.95
LITR	2010-11	195.00	912.00	978.00	1,890.00	0.94	3.64	4.64	4.14	208.00	250.43	210.55	456.16
LITR	2011-12	216.00	921.00	1,122.00	2,043.00	1.00	4.20	4.73	4.47	216.00	219.29	237.04	457.39
SPAN	2007-08	354.00	1,136.00	1,235.00	2,371.00	1.50	4.33	5.00	4.66	236.00	262.36	247.00	508.25
SPAN	2008-09	161.00	1,308.00	1,252.00	2,560.00	0.50	4.75	4.00	4.38	322.00	275.37	313.00	585.14

FERRIS STATE UNIVERSITY

Student Credit Hours (SCH), Full Time Equated Faculty (FTEF) and SCH/FTEF Aggregated by Course Prefix within College and Department

Prefix	Year	<u>Student Credit Hours</u>				<u>Full Time Equated Faculty</u>				<u>SCH/FTEF</u>			
		Summer	Fall	Spring	F + SP	Summer	Fall	Spring	Avg F + SP	Summer	Fall	Spring	F + SP
<u>College of Arts and Sciences</u>													
<u>Languages and Literature</u>													
SPAN	2009-10	68.00	1,232.00	1,438.00	2,670.00	0.33	4.67	5.25	4.96	206.06	264.00	273.90	538.49
SPAN	2010-11	98.00	1,353.00	1,502.00	2,855.00	0.58	4.57	4.36	4.47	168.97	296.06	344.21	639.16
SPAN	2011-12	208.00	1,434.00	1,440.00	2,874.00	1.23	4.83	5.24	5.04	169.02	296.89	274.81	570.80
<u>Mathematics</u>													
CPSC	2007-08	15.00	125.00	33.00	158.00	0.25	0.61	0.18	0.39	60.34	206.25	187.00	403.82
CPSC	2008-09	0.00	104.00	84.00	188.00	0.00	0.58	0.97	0.78		178.29	86.63	242.11
CPSC	2009-10	0.00	117.00	124.00	241.00	0.00	0.67	0.70	0.68		175.50	177.91	353.47
CPSC	2010-11	0.00	236.00	216.00	452.00	0.00	1.00	1.06	1.03		236.00	203.66	438.71
CPSC	2011-12	0.00	247.00	168.00	415.00	0.00	1.33	0.58	0.96		185.25	288.00	433.04
MATH	2007-08	1,008.00	9,941.00	7,464.00	17,405.00	6.50	30.44	24.91	27.67	155.14	326.61	299.61	628.92
MATH	2008-09	932.00	9,719.00	7,852.00	17,571.00	5.07	29.63	25.57	27.60	183.65	328.00	307.07	636.62
MATH	2009-10	834.00	9,504.00	7,457.00	16,961.00	5.24	28.18	23.21	25.70	159.10	337.29	321.24	660.09
MATH	2010-11	824.00	9,630.00	7,472.00	17,102.00	4.25	27.61	22.13	24.87	193.65	348.82	337.65	687.70
MATH	2011-12	879.00	9,660.00	7,347.00	17,007.00	3.99	28.57	25.08	26.83	220.30	338.10	292.90	633.94
<u>Physical Sciences</u>													
ASTR	2007-08	0.00	168.00	188.00	356.00	0.00	0.56	0.50	0.53		302.40	376.00	674.53
ASTR	2008-09	45.00	180.00	220.00	400.00	0.32	0.56	0.63	0.59	141.96	324.00	352.00	677.65
ASTR	2009-10	57.00	176.00	192.00	368.00	0.32	0.56	0.63	0.59	179.81	316.80	307.20	623.44
ASTR	2010-11	24.00	124.00	203.00	327.00	0.32	0.56	0.63	0.59	75.00	223.20	324.80	553.98
ASTR	2011-12	0.00	132.00	284.00	416.00	0.00	1.50	0.75	1.13		88.00	378.67	369.78
CHEM	2007-08	981.00	5,647.00	4,728.00	10,375.00	4.24	13.39	14.47	13.93	231.37	421.61	326.81	744.77
CHEM	2008-09	896.00	5,876.00	4,912.00	10,788.00	3.89	14.81	15.20	15.00	230.51	396.88	323.09	718.99
CHEM	2009-10	941.00	5,478.00	4,791.00	10,269.00	4.31	13.92	13.25	13.58	218.50	393.65	361.58	756.02

FERRIS STATE UNIVERSITY

Student Credit Hours (SCH), Full Time Equated Faculty (FTEF) and SCH/FTEF Aggregated by Course Prefix within College and Department

Prefix	Year	<u>Student Credit Hours</u>				<u>Full Time Equated Faculty</u>				<u>SCH/FTEF</u>			
		Summer	Fall	Spring	F + SP	Summer	Fall	Spring	Avg F + SP	Summer	Fall	Spring	F + SP
<u>College of Arts and Sciences</u>													
<u>Physical Sciences</u>													
CHEM	2010-11	692.00	5,744.00	5,029.00	10,773.00	3.38	13.67	14.70	14.18	204.98	420.29	342.11	759.55
CHEM	2011-12	763.00	5,969.00	5,031.00	11,000.00	3.75	13.33	14.17	13.75	203.20	447.69	355.12	800.00
GEOL	2007-08	84.00	363.00	69.00	432.00	0.40	1.00	0.33	0.67	210.00	363.00	207.00	648.00
GEOL	2008-09	24.00	357.00	81.00	438.00	0.11	1.25	0.25	0.75	224.00	285.60	324.00	584.00
GEOL	2009-10	0.00	344.00	75.00	419.00	0.00	1.00	0.33	0.67		344.00	225.00	628.50
GEOL	2010-11	0.00	286.00	75.00	361.00	0.00	1.00	0.33	0.67		286.00	225.00	541.50
GEOL	2011-12	0.00	271.00	66.00	337.00	0.00	1.00	0.33	0.67		271.00	198.00	505.50
INPS	2007-08	0.00	18.00	54.00	72.00	0.00	0.27	0.30	0.29		66.00	180.00	251.43
INPS	2008-09	0.00	0.00	66.00	66.00	0.00	0.00	0.32	0.16			208.20	416.40
INPS	2010-11	33.00	0.00	60.00	60.00	0.32	0.00	0.30	0.15	104.10		200.00	400.00
PHSC	2007-08	80.00	244.00	264.00	508.00	0.40	0.65	0.67	0.66	200.00	377.44	396.00	773.72
PHSC	2008-09	76.00	224.00	252.00	476.00	0.14	0.82	1.00	0.91	532.00	273.17	252.00	523.08
PHSC	2009-10	56.00	188.00	264.00	452.00	0.40	0.67	0.67	0.67	140.00	282.00	396.00	678.00
PHSC	2010-11	56.00	180.00	264.00	444.00	0.40	0.60	0.67	0.63	140.00	300.00	396.00	701.05
PHSC	2011-12	32.00	184.00	260.00	444.00	0.40	0.60	0.67	0.63	80.00	306.67	390.00	701.05
PHYS	2007-08	150.00	1,735.00	1,840.00	3,575.00	1.19	5.16	5.57	5.37	126.48	336.14	330.26	666.17
PHYS	2008-09	255.00	1,967.00	1,917.00	3,884.00	2.27	5.26	5.38	5.32	112.19	373.94	356.65	730.40
PHYS	2009-10	341.00	1,833.00	1,880.00	3,713.00	2.26	4.92	5.38	5.15	150.73	372.51	349.77	721.28
PHYS	2010-11	280.00	1,780.00	1,522.00	3,302.00	1.44	4.99	5.38	5.18	195.12	356.91	283.16	637.31
PHYS	2011-12	507.00	1,771.00	1,855.00	3,626.00	2.72	4.90	5.25	5.08	186.26	361.43	353.33	714.48
<u>Social Sciences Dept</u>													
ANHH	2007-08	0.00	54.00	60.00	114.00	0.00	0.25	0.25	0.25		216.00	240.00	456.00
ANHH	2008-09	0.00	51.00	48.00	99.00	0.00	0.20	0.33	0.27		255.00	144.00	371.25
ANHH	2009-10	0.00	69.00	72.00	141.00	0.00	0.20	0.33	0.27		345.00	216.00	528.75

FERRIS STATE UNIVERSITY

Student Credit Hours (SCH), Full Time Equated Faculty (FTEF) and SCH/FTEF Aggregated by Course Prefix within College and Department

Prefix	Year	<u>Student Credit Hours</u>				<u>Full Time Equated Faculty</u>				<u>SCH/FTEF</u>			
		Summer	Fall	Spring	F + SP	Summer	Fall	Spring	Avg F + SP	Summer	Fall	Spring	F + SP
<u>College of Arts and Sciences</u>													
<u>Social Sciences Dept</u>													
ANHH	2010-11	0.00	42.00	63.00	105.00	0.00	0.20	0.20	0.20		210.00	315.00	525.00
ANHH	2011-12	0.00	42.00	36.00	78.00	0.00	0.20	0.33	0.27		210.00	108.00	292.50
ANTH	2007-08	0.00	444.00	423.00	867.00	0.00	1.25	1.00	1.13		355.20	423.00	770.67
ANTH	2008-09	0.00	489.00	366.00	855.00	0.00	1.05	0.92	0.98		465.71	399.27	869.49
ANTH	2009-10	0.00	459.00	363.00	822.00	0.00	0.80	0.92	0.86		573.75	396.00	957.67
ANTH	2010-11	0.00	597.00	363.00	960.00	0.00	1.05	0.65	0.85		568.57	558.46	1,129.41
ANTH	2011-12	45.00	537.00	567.00	1,104.00	0.25	0.93	0.92	0.92	180.00	580.54	618.55	1,198.91
GEOG	2007-08	408.00	1,292.00	1,613.00	2,905.00	1.50	3.50	4.50	4.00	272.00	369.14	358.44	726.25
GEOG	2008-09	438.00	1,252.00	1,478.00	2,730.00	1.00	3.25	4.33	3.79	438.00	385.23	341.10	720.03
GEOG	2009-10	363.00	1,257.00	1,613.00	2,870.00	1.02	3.42	4.50	3.96	354.93	367.54	358.44	724.75
GEOG	2010-11	474.00	1,310.00	1,640.00	2,950.00	2.00	3.00	3.75	3.38	237.00	436.67	437.33	874.07
GEOG	2011-12	546.00	1,522.00	1,548.00	3,070.00	2.00	4.00	3.00	3.50	273.00	380.50	516.00	877.14
PLSC	2007-08	482.00	795.00	1,007.00	1,802.00	1.76	3.50	3.25	3.38	273.23	227.14	309.85	533.93
PLSC	2008-09	423.00	836.00	913.00	1,749.00	1.36	3.25	2.58	2.92	310.32	257.23	353.60	599.79
PLSC	2009-10	346.00	1,083.00	961.00	2,044.00	1.81	3.50	3.17	3.33	191.45	309.43	303.54	613.26
PLSC	2010-11	290.00	945.00	831.00	1,776.00	1.65	2.94	2.00	2.47	176.05	321.70	415.50	719.39
PLSC	2011-12	355.00	922.00	897.00	1,819.00	1.81	3.00	3.00	3.00	195.86	307.33	299.00	606.33
PSYC	2007-08	216.00	3,237.00	3,218.00	6,455.00	1.00	7.75	8.08	7.91	216.00	417.68	398.43	815.71
PSYC	2008-09	243.00	3,078.00	3,058.00	6,136.00	1.08	8.08	7.29	7.69	225.00	380.94	419.23	798.22
PSYC	2009-10	187.00	3,537.00	3,333.00	6,870.00	0.60	8.25	8.00	8.13	310.26	428.73	416.63	845.54
PSYC	2010-11	132.00	3,359.00	3,477.00	6,836.00	0.50	8.00	7.75	7.88	264.00	419.88	448.65	868.06
PSYC	2011-12	186.00	3,898.00	3,639.00	7,537.00	0.50	8.44	8.75	8.59	372.00	461.86	415.89	876.92
PSYH	2007-08	0.00	0.00	57.00	57.00	0.00	0.00	0.33	0.17			171.00	342.00
PSYH	2008-09	0.00	0.00	60.00	60.00	0.00	0.00	0.29	0.14			210.00	420.00
PSYH	2009-10	0.00	54.00	0.00	54.00	0.00	0.00	0.00	0.00				

FERRIS STATE UNIVERSITY

Student Credit Hours (SCH), Full Time Equated Faculty (FTEF) and SCH/FTEF Aggregated by Course Prefix within College and Department

Prefix	Year	<u>Student Credit Hours</u>				<u>Full Time Equated Faculty</u>				<u>SCH/FTEF</u>			
		Summer	Fall	Spring	F + SP	Summer	Fall	Spring	Avg F + SP	Summer	Fall	Spring	F + SP
<u>College of Arts and Sciences</u>													
<u>Social Sciences Dept</u>													
PSYH	2010-11	0.00	72.00	60.00	132.00	0.00	0.00	0.25	0.13			240.00	1,056.00
PSYH	2011-12	0.00	132.00	69.00	201.00	0.00	0.44	0.25	0.34		303.24	276.00	586.61
SCWK	2007-08	443.00	891.00	1,026.00	1,917.00	4.29	7.04	7.61	7.33	103.23	126.47	134.82	261.62
SCWK	2008-09	382.00	877.00	991.00	1,868.00	2.92	7.78	7.94	7.86	130.82	112.68	124.82	237.62
SCWK	2009-10	351.00	1,048.00	1,085.00	2,133.00	2.59	8.44	7.86	8.15	135.52	124.18	138.01	261.70
SCWK	2010-11	434.00	1,227.00	1,439.00	2,666.00	3.09	7.67	9.24	8.46	140.45	159.98	155.71	315.30
SCWK	2011-12	605.00	1,303.00	1,437.00	2,740.00	6.13	8.82	7.65	8.23	98.69	147.73	187.86	332.74
SOCH	2007-08	0.00	57.00	0.00	57.00	0.00	0.33	0.00	0.17		171.00		342.00
SOCH	2008-09	0.00	57.00	0.00	57.00	0.00	0.25	0.00	0.13		228.00		456.00
SOCH	2009-10	0.00	57.00	0.00	57.00	0.00	0.25	0.00	0.13		228.00		456.00
SOCH	2010-11	0.00	39.00	0.00	39.00	0.00	0.33	0.00	0.17		117.00		234.00
SOCY	2007-08	309.00	2,292.00	2,564.00	4,856.00	1.12	6.18	6.42	6.30	276.28	370.67	399.58	770.79
SOCY	2008-09	192.00	2,652.00	2,885.00	5,537.00	1.41	8.10	7.50	7.80	136.17	327.28	384.67	709.73
SOCY	2009-10	242.00	2,070.00	2,388.00	4,458.00	0.89	4.82	5.75	5.28	271.91	429.53	415.30	843.58
SOCY	2010-11	324.00	2,415.00	2,515.00	4,930.00	1.25	5.17	5.50	5.33	259.20	467.42	457.27	924.38
SOCY	2011-12	276.00	2,589.00	2,523.00	5,112.00	0.75	6.75	6.25	6.50	368.00	383.56	403.68	786.46
SSCI	2007-08	45.00	323.00	577.00	900.00	0.57	0.81	0.87	0.84	79.52	400.97	663.22	1,074.27
SSCI	2008-09	60.00	320.00	597.00	917.00	0.47	0.97	1.09	1.03	128.51	329.14	545.50	887.44
SSCI	2009-10	63.00	319.00	602.00	921.00	0.27	0.98	1.19	1.09	231.00	325.25	504.19	846.99
SSCI	2010-11	69.00	330.00	775.00	1,105.00	0.27	1.13	1.33	1.23	253.00	291.35	583.33	897.93
SSCI	2011-12	54.00	254.00	536.00	790.00	0.19	0.75	1.10	0.92	288.00	338.67	487.91	854.71

FERRIS STATE UNIVERSITY

Student Credit Hours (SCH), Full Time Equated Faculty (FTEF) and SCH/FTEF Aggregated by Course Prefix within College and Department

Prefix	Year	<u>Student Credit Hours</u>				<u>Full Time Equated Faculty</u>				<u>SCH/FTEF</u>			
		Summer	Fall	Spring	F + SP	Summer	Fall	Spring	Avg F + SP	Summer	Fall	Spring	F + SP
<u>College of Business</u>													
<u>Account, Finance, Info Systems</u>													
ACCT	2007-08	550.00	2,775.00	2,439.00	5,214.00	1.75	8.25	7.00	7.63	314.29	336.36	348.43	683.80
ACCT	2008-09	411.00	2,871.00	2,652.00	5,523.00	1.13	8.50	7.50	8.00	365.33	337.76	353.60	690.38
ACCT	2009-10	504.00	2,766.00	2,552.00	5,318.00	1.50	8.25	7.01	7.63	336.00	335.27	363.92	696.87
ACCT	2010-11	595.00	3,003.00	2,847.00	5,850.00	2.00	8.44	7.53	7.98	297.50	355.91	378.09	732.74
ACCT	2011-12	387.00	2,988.00	2,753.00	5,741.00	1.50	8.83	7.18	8.01	258.00	338.33	383.32	717.01
CITS	2010-11	3.00	144.00	84.00	228.00	0.00	1.25	0.71	0.98		115.20	117.60	232.15
CITS	2011-12	5.00	240.00	240.00	480.00	0.00	1.77	1.44	1.61		135.85	166.15	298.96
FINC	2007-08	310.00	1,098.00	1,164.00	2,262.00	1.00	3.38	3.25	3.31	310.00	325.33	358.15	682.87
FINC	2008-09	261.00	1,107.00	1,017.00	2,124.00	1.25	3.25	2.94	3.09	208.80	340.62	346.21	686.55
FINC	2009-10	297.00	1,230.00	1,101.00	2,331.00	1.25	3.25	3.40	3.33	237.60	378.46	323.82	701.05
FINC	2010-11	336.00	1,059.00	1,119.00	2,178.00	1.75	3.25	3.25	3.25	192.00	325.85	344.31	670.15
FINC	2011-12	348.00	1,065.00	1,062.00	2,127.00	2.00	3.58	3.25	3.42	174.00	297.21	326.77	622.54
HSCJ	2007-08	0.00	183.00	261.00	444.00	0.00	0.75	1.00	0.88		244.00	261.00	507.43
HSCJ	2008-09	90.00	309.00	423.00	732.00	0.58	1.00	2.00	1.50	155.17	309.00	211.50	488.00
HSCJ	2009-10	0.00	360.00	288.00	648.00	0.00	1.50	1.38	1.44		240.00	208.14	449.43
HSCJ	2010-11	114.00	282.00	312.00	594.00	0.46	1.31	2.01	1.66	245.60	214.86	155.08	357.36
HSCJ	2011-12	72.00	261.00	378.00	639.00	0.20	0.78	1.46	1.12	363.64	333.19	258.90	569.69
ISIN	2007-08	0.00	36.00	0.00	36.00	0.00	0.25	0.00	0.13		144.00		288.00
ISIN	2008-09	57.00	168.00	39.00	207.00	0.52	0.50	0.17	0.34	108.74	336.00	229.41	617.91
ISIN	2009-10	123.00	210.00	435.00	645.00	0.88	0.50	1.93	1.21	139.25	420.00	225.52	531.11
ISIN	2010-11	276.00	378.00	256.00	634.00	1.70	1.44	1.23	1.33	162.43	263.26	208.78	476.33
ISIN	2011-12	246.00	354.00	417.00	771.00	0.77	1.60	1.57	1.58	319.07	221.25	266.17	486.95
ISYS	2007-08	754.00	3,171.00	2,961.00	6,132.00	3.25	11.83	10.50	11.17	232.00	267.97	282.00	549.13
ISYS	2008-09	648.00	3,207.00	2,871.00	6,078.00	3.50	10.50	10.94	10.72	185.28	305.43	262.49	567.04
ISYS	2009-10	646.00	2,931.00	2,919.00	5,850.00	2.78	9.50	9.75	9.63	232.65	308.53	299.38	607.79

FERRIS STATE UNIVERSITY

Student Credit Hours (SCH), Full Time Equated Faculty (FTEF) and SCH/FTEF Aggregated by Course Prefix within College and Department

Prefix	Year	<u>Student Credit Hours</u>				<u>Full Time Equated Faculty</u>				<u>SCH/FTEF</u>			
		Summer	Fall	Spring	F + SP	Summer	Fall	Spring	Avg F + SP	Summer	Fall	Spring	F + SP
<u>College of Business</u>													
<u>Account, Finance, Info Systems</u>													
ISYS	2010-11	591.00	3,171.00	2,910.00	6,081.00	3.53	10.08	10.46	10.27	167.58	314.48	278.09	591.89
ISYS	2011-12	653.00	2,838.00	2,565.00	5,403.00	2.05	8.83	8.31	8.57	318.02	321.28	308.83	630.50
MISM	2007-08	207.00	363.00	435.00	798.00	2.00	2.42	2.58	2.50	103.50	150.21	168.60	319.41
MISM	2008-09	189.00	447.00	375.00	822.00	1.59	2.42	2.17	2.29	119.18	184.71	172.81	358.17
MISM	2009-10	189.00	345.00	333.00	678.00	1.77	2.00	2.28	2.14	106.98	172.50	146.22	317.01
MISM	2010-11	105.00	306.00	360.00	666.00	0.89	1.66	2.25	1.96	118.42	183.78	159.76	339.94
MISM	2011-12	213.00	363.00	291.00	654.00	1.38	2.03	1.73	1.88	154.61	179.11	168.21	348.18
PROJ	2011-12	0.00	36.00	132.00	168.00	0.00	0.40	0.33	0.37		90.00	396.00	458.18
<u>Management</u>													
BLAW	2007-08	123.00	979.00	1,220.00	2,199.00	0.75	3.19	3.26	3.23	164.00	306.67	373.81	681.23
BLAW	2008-09	159.00	924.00	1,106.00	2,030.00	0.75	2.69	3.35	3.02	212.00	343.20	330.45	672.26
BLAW	2009-10	200.00	985.00	1,043.00	2,028.00	1.00	2.83	3.07	2.95	200.00	348.39	339.99	688.04
BLAW	2010-11	177.00	909.00	1,176.00	2,085.00	1.00	2.85	3.24	3.04	177.00	319.11	363.17	685.09
BLAW	2011-12	171.00	987.00	1,059.00	2,046.00	0.75	3.10	2.69	2.90	228.00	318.39	393.28	706.40
BUSN	2007-08	186.00	1,029.00	1,047.00	2,076.00	0.71	2.99	3.58	3.29	260.14	344.44	292.19	631.88
BUSN	2008-09	186.00	771.00	1,059.00	1,830.00	0.84	3.50	4.00	3.75	220.12	220.29	264.75	488.00
BUSN	2009-10	198.00	720.00	1,065.00	1,785.00	1.17	2.56	2.95	2.76	169.71	280.98	361.02	647.62
BUSN	2010-11	246.00	834.00	1,056.00	1,890.00	1.04	2.86	3.51	3.18	236.54	291.90	301.00	593.83
BUSN	2011-12	300.00	798.00	1,017.00	1,815.00	1.30	3.18	3.80	3.49	230.18	251.06	267.63	520.16
ECON	2007-08	699.00	2,010.00	2,274.00	4,284.00	2.75	4.50	5.75	5.13	254.18	446.67	395.48	835.90
ECON	2008-09	681.00	2,220.00	2,247.00	4,467.00	3.00	4.75	4.92	4.84	227.00	467.37	456.71	923.89
ECON	2009-10	651.00	2,202.00	2,166.00	4,368.00	3.00	4.75	4.75	4.75	217.00	463.58	456.00	919.58
ECON	2010-11	603.00	2,067.00	1,968.00	4,035.00	2.75	4.75	4.50	4.63	219.27	435.16	437.33	872.43
ECON	2011-12	504.00	1,944.00	2,100.00	4,044.00	2.25	4.50	4.50	4.50	224.00	432.00	466.67	898.67

FERRIS STATE UNIVERSITY

Student Credit Hours (SCH), Full Time Equated Faculty (FTEF) and SCH/FTEF Aggregated by Course Prefix within College and Department

Prefix	Year	<u>Student Credit Hours</u>				<u>Full Time Equated Faculty</u>				<u>SCH/FTEF</u>			
		Summer	Fall	Spring	F + SP	Summer	Fall	Spring	Avg F + SP	Summer	Fall	Spring	F + SP
<u>College of Business</u>													
<u>Management</u>													
INTB	2007-08	60.00	330.00	465.00	795.00	0.25	1.20	1.67	1.43	240.00	275.00	279.00	554.65
INTB	2008-09	81.00	603.00	429.00	1,032.00	0.62	2.25	2.00	2.13	130.12	268.00	214.50	485.65
INTB	2009-10	99.00	579.00	537.00	1,116.00	0.50	2.00	2.11	2.05	198.00	289.50	254.80	543.40
INTB	2010-11	132.00	459.00	564.00	1,023.00	0.70	1.75	2.15	1.95	188.57	262.29	262.33	524.62
INTB	2011-12	117.00	537.00	516.00	1,053.00	0.88	2.00	2.37	2.18	133.71	268.50	217.91	482.14
LLAW	2007-08	0.00	245.00	245.00	490.00	0.00	1.06	1.30	1.18		231.64	187.94	415.02
LLAW	2008-09	0.00	226.00	230.00	456.00	0.00	1.06	1.22	1.14		213.67	188.48	400.36
LLAW	2009-10	0.00	199.00	229.00	428.00	0.00	1.15	1.23	1.19		173.04	186.59	360.08
LLAW	2010-11	0.00	198.00	200.00	398.00	0.00	1.32	1.16	1.24		149.84	172.55	320.90
LLAW	2011-12	0.00	193.00	190.00	383.00	0.00	0.90	1.36	1.13		214.44	139.24	338.26
MGMT	2007-08	1,026.00	3,493.00	3,846.00	7,339.00	3.54	9.13	10.08	9.60	289.83	382.79	381.42	764.15
MGMT	2008-09	837.00	3,405.00	3,790.00	7,195.00	4.04	10.75	10.33	10.54	207.35	316.74	366.77	682.53
MGMT	2009-10	885.00	3,993.00	4,074.00	8,067.00	4.11	12.60	13.10	12.85	215.50	316.96	310.99	627.84
MGMT	2010-11	966.00	4,278.00	4,120.00	8,398.00	5.42	12.59	12.62	12.61	178.15	339.66	326.34	665.98
MGMT	2011-12	1,036.00	4,059.00	4,327.00	8,386.00	3.76	13.95	15.09	14.52	275.41	291.04	286.75	577.62
MMBA	2007-08	384.00	711.00	702.00	1,413.00	2.60	4.08	4.02	4.05	147.98	174.26	174.53	348.79
MMBA	2008-09	504.00	693.00	645.00	1,338.00	3.22	3.91	4.25	4.08	156.36	177.24	151.88	328.08
MMBA	2009-10	453.00	696.00	567.00	1,263.00	4.26	3.68	3.52	3.60	106.42	189.13	161.08	350.83
MMBA	2010-11	444.00	682.00	519.00	1,201.00	3.34	4.12	2.82	3.47	132.90	165.59	183.93	346.09
MMBA	2011-12	390.00	510.00	495.00	1,005.00	2.49	3.13	2.98	3.05	156.63	163.20	166.11	329.24
REAL	2007-08	0.00	42.00	108.00	150.00	0.00	0.25	0.50	0.38		168.00	216.00	400.00
REAL	2008-09	0.00	0.00	63.00	63.00	0.00	0.00	0.38	0.19			168.00	336.00
REAL	2009-10	0.00	0.00	39.00	39.00	0.00	0.00	0.25	0.13			156.00	312.00
REAL	2010-11	0.00	33.00	21.00	54.00	0.00	0.25	0.25	0.25		132.00	84.00	216.00
REAL	2011-12	0.00	0.00	24.00	24.00	0.00	0.00	0.25	0.13			96.00	192.00

FERRIS STATE UNIVERSITY

Student Credit Hours (SCH), Full Time Equated Faculty (FTEF) and SCH/FTEF Aggregated by Course Prefix within College and Department

Prefix	Year	<u>Student Credit Hours</u>				<u>Full Time Equated Faculty</u>				<u>SCH/FTEF</u>			
		Summer	Fall	Spring	F + SP	Summer	Fall	Spring	Avg F + SP	Summer	Fall	Spring	F + SP
<u>College of Business</u>													
<u>Marketing</u>													
ADVG	2007-08	102.00	537.00	582.00	1,119.00	0.50	1.75	2.00	1.88	204.00	306.86	291.00	596.80
ADVG	2008-09	117.00	594.00	699.00	1,293.00	0.50	2.00	2.00	2.00	234.00	297.00	349.50	646.50
ADVG	2009-10	99.00	660.00	0.00	660.00	0.71	2.25	0.00	1.13	139.39	293.33		586.67
AIMC	2009-10	0.00	0.00	554.00	554.00	0.00	0.00	2.08	1.04			266.35	532.69
AIMC	2010-11	54.00	588.00	574.00	1,162.00	0.52	1.82	2.28	2.05	102.99	323.80	252.21	567.97
AIMC	2011-12	61.00	558.00	426.00	984.00	0.25	1.95	1.88	1.91	244.00	286.87	227.20	515.17
ECOM	2007-08	111.00	0.00	87.00	87.00	0.50	0.00	0.50	0.25	222.00		174.00	348.00
ECOM	2008-09	117.00	0.00	60.00	60.00	0.50	0.00	0.25	0.13	234.00		240.00	480.00
ECOM	2009-10	111.00	0.00	39.00	39.00	0.50	0.00	0.25	0.13	222.00		156.00	312.00
ECOM	2010-11	99.00	0.00	60.00	60.00	0.54	0.00	0.25	0.13	183.86		240.00	480.00
ECOM	2011-12	108.00	0.00	132.00	132.00	0.50	0.00	0.50	0.25	216.00		264.00	528.00
GRDE	2007-08	0.00	1,422.00	1,308.00	2,730.00	0.00	7.20	7.00	7.10		197.50	186.86	384.51
GRDE	2008-09	0.00	1,827.00	1,527.00	3,354.00	0.00	8.22	7.20	7.71		222.26	212.08	435.02
GRDE	2009-10	0.00	1,932.00	1,449.00	3,381.00	0.00	8.20	6.95	7.57		235.61	208.49	446.34
GRDE	2010-11	0.00	1,470.00	1,653.00	3,123.00	0.00	7.52	8.45	7.99		195.38	195.62	391.02
GRDE	2011-12	0.00	1,494.00	1,188.00	2,682.00	0.00	7.25	7.00	7.12		206.07	169.71	376.42
MKTG	2007-08	783.00	2,508.00	2,127.00	4,635.00	3.50	7.81	6.92	7.36	223.71	321.02	307.52	629.36
MKTG	2008-09	783.00	2,163.00	2,244.00	4,407.00	3.50	8.00	8.00	8.00	223.71	270.38	280.50	550.88
MKTG	2009-10	860.00	2,220.00	2,361.00	4,581.00	4.76	8.25	8.67	8.46	180.56	269.24	272.42	541.74
MKTG	2010-11	918.00	2,232.00	2,265.00	4,497.00	4.76	7.78	6.91	7.35	192.74	286.85	327.61	612.06
MKTG	2011-12	660.00	2,310.00	2,316.00	4,626.00	3.00	7.11	7.38	7.24	220.00	324.91	314.03	638.74
PREL	2007-08	39.00	340.00	300.00	640.00	0.00	1.25	1.50	1.38		272.00	200.00	465.45
PREL	2008-09	81.00	350.00	349.00	699.00	0.25	1.25	1.50	1.38	324.00	280.00	232.67	508.36
PREL	2009-10	144.00	293.00	248.00	541.00	0.86	1.45	1.08	1.27	167.39	201.44	229.63	426.90
PREL	2010-11	159.00	358.00	308.00	666.00	0.92	1.42	1.39	1.41	172.02	252.11	221.53	473.96

FERRIS STATE UNIVERSITY

Student Credit Hours (SCH), Full Time Equated Faculty (FTEF) and SCH/FTEF Aggregated by Course Prefix within College and Department

Prefix	Year	<u>Student Credit Hours</u>				<u>Full Time Equated Faculty</u>				<u>SCH/FTEF</u>			
		Summer	Fall	Spring	F + SP	Summer	Fall	Spring	Avg F + SP	Summer	Fall	Spring	F + SP
<u>College of Business</u>													
<u>Marketing</u>													
PREL	2011-12	108.00	467.00	294.00	761.00	0.25	1.70	1.50	1.60	432.00	275.50	196.00	476.35
RETG	2007-08	0.00	282.00	432.00	714.00	0.00	1.00	1.08	1.04		282.00	398.77	685.44
RETG	2008-09	75.00	216.00	360.00	576.00	0.25	1.00	1.25	1.13	300.00	216.00	288.00	512.00
RETG	2009-10	0.00	198.00	216.00	414.00	0.00	0.75	0.58	0.67		264.00	370.29	621.00
RETG	2010-11	0.00	219.00	291.00	510.00	0.00	0.75	1.00	0.88		292.00	291.00	582.86
RETG	2011-12	0.00	282.00	291.00	573.00	0.00	0.75	0.75	0.75		376.00	388.00	764.00
STQM	2007-08	135.00	816.00	717.00	1,533.00	0.75	2.83	2.33	2.58	180.00	288.00	307.29	593.42
STQM	2008-09	138.00	738.00	804.00	1,542.00	0.75	2.83	2.95	2.89	184.00	260.78	272.54	533.56
STQM	2009-10	81.00	879.00	906.00	1,785.00	0.50	3.00	2.75	2.88	162.00	293.00	329.45	620.87
STQM	2010-11	123.00	813.00	837.00	1,650.00	0.75	3.08	2.80	2.94	164.00	263.96	298.93	561.22
STQM	2011-12	207.00	630.00	965.00	1,595.00	1.00	2.42	2.83	2.62	207.00	260.87	340.59	607.81
<u>Sports, Entertain, Hospt. Mgmt</u>													
HOMT	2007-08	157.00	231.00	611.00	842.00	1.26	1.20	2.45	1.82	124.32	193.18	249.53	462.08
HOMT	2008-09	164.00	239.00	596.00	835.00	2.25	0.99	2.42	1.71	72.89	240.34	246.61	489.56
HOMT	2009-10	212.00	233.00	713.00	946.00	2.50	1.02	2.82	1.92	84.80	228.20	253.04	492.87
HOMT	2010-11	191.00	300.00	619.00	919.00	2.50	1.28	2.94	2.11	76.40	235.14	210.59	436.04
HOMT	2011-12	180.00	247.00	662.00	909.00	1.00	1.53	3.09	2.31	180.00	161.25	214.05	393.12
MIMG	2007-08	58.00	135.00	79.00	214.00	0.92	0.73	0.70	0.71	63.04	185.63	112.86	299.87
MIMG	2008-09	84.00	177.00	105.00	282.00	1.38	0.73	0.70	0.71	61.09	243.38	150.00	395.16
MIMG	2009-10	92.00	192.00	87.00	279.00	1.00	0.73	0.70	0.71	92.00	264.00	124.29	390.96
MIMG	2010-11	74.00	199.00	103.00	302.00	0.92	0.73	0.70	0.71	80.43	273.63	147.14	423.18
MIMG	2011-12	138.00	215.00	97.00	312.00	1.00	0.73	0.70	0.71	138.00	295.63	138.57	437.20
PGMG	2007-08	312.00	269.00	167.00	436.00	0.33	0.88	0.00	0.44	945.45	305.68		990.91
PGMG	2008-09	286.00	251.00	266.00	517.00	2.21	0.00	0.37	0.18	129.71		726.78	2,825.14

FERRIS STATE UNIVERSITY

Student Credit Hours (SCH), Full Time Equated Faculty (FTEF) and SCH/FTEF Aggregated by Course Prefix within College and Department

Prefix	Year	<u>Student Credit Hours</u>				<u>Full Time Equated Faculty</u>				<u>SCH/FTEF</u>			
		Summer	Fall	Spring	F + SP	Summer	Fall	Spring	Avg F + SP	Summer	Fall	Spring	F + SP
<u>College of Business</u>													
<u>Sports, Entertain, Hospt. Mgmt</u>													
PGMG	2009-10	262.00	252.00	286.00	538.00	1.33	0.88	1.12	1.00	196.99	286.36	255.36	538.00
PGMG	2010-11	262.00	248.00	310.00	558.00	0.71	1.00	1.66	1.33	369.01	248.00	186.75	419.55
PGMG	2011-12	262.00	324.00	292.00	616.00	2.51	0.63	0.83	0.73	104.31	517.16	351.20	845.03
PTMG	2007-08	40.00	114.00	40.00	154.00	0.33	0.33	0.33	0.33	121.21	345.45	121.21	466.67
PTMG	2008-09	36.00	135.00	66.00	201.00	0.75	0.42	0.00	0.21	48.00	324.52		966.35
PTMG	2009-10	38.00	125.00	42.00	167.00	0.33	0.33	0.34	0.34	115.15	378.79	123.53	498.51
PTMG	2010-11	78.00	127.00	50.00	177.00	0.33	0.33	0.33	0.33	236.36	384.85	151.52	536.36
PTMG	2011-12	64.00	104.00	106.00	210.00	0.33	0.33	0.33	0.33	193.94	315.15	321.21	636.36
RFIM	2007-08	57.00	753.00	467.00	1,220.00	0.49	2.88	1.82	2.35	117.00	261.07	256.02	518.23
RFIM	2008-09	63.00	914.00	426.00	1,340.00	0.25	3.59	1.86	2.72	252.00	254.91	229.53	492.51
RFIM	2009-10	51.00	944.00	460.00	1,404.00	0.25	3.81	2.06	2.93	204.00	247.84	223.60	478.67
RFIM	2010-11	42.00	783.00	461.00	1,244.00	0.33	3.55	2.58	3.07	127.27	220.31	178.45	405.38
RFIM	2011-12	39.00	747.00	527.00	1,274.00	0.90	3.80	3.18	3.49	43.42	196.67	165.80	365.21

FERRIS STATE UNIVERSITY

Student Credit Hours (SCH), Full Time Equated Faculty (FTEF) and SCH/FTEF Aggregated by Course Prefix within College and Department

Prefix	Year	<u>Student Credit Hours</u>				<u>Full Time Equated Faculty</u>				<u>SCH/FTEF</u>			
		Summer	Fall	Spring	F + SP	Summer	Fall	Spring	Avg F + SP	Summer	Fall	Spring	F + SP
<u>College of Education-Human Ser</u>													
<u>Criminal Justice</u>													
CRIM	2007-08	1,715.00	5,245.00	5,324.00	10,569.00	12.69	26.41	27.63	27.02	135.17	198.61	192.69	391.17
CRIM	2008-09	1,791.00	5,782.00	5,797.00	11,579.00	11.32	27.29	26.93	27.11	158.22	211.84	215.28	427.10
CRIM	2009-10	1,855.00	6,429.00	6,817.00	13,246.00	14.66	27.06	27.73	27.40	126.54	237.54	245.79	483.43
CRIM	2010-11	2,445.00	7,463.00	7,270.00	14,733.00	15.41	28.10	30.44	29.27	158.66	265.55	238.81	503.29
CRIM	2011-12	2,784.00	7,911.00	8,084.00	15,995.00	21.01	32.12	31.94	32.03	132.53	246.30	253.10	499.38
MSCI	2007-08	0.00	68.00	68.00	136.00	0.00	0.00	0.00	0.00				
MSCI	2008-09	0.00	114.00	109.00	223.00	0.00	0.00	0.59	0.30		184.46		754.77
MSCI	2009-10	0.00	128.00	128.00	256.00	0.00	0.00	0.00	0.00				
MSCI	2010-11	0.00	174.00	186.00	360.00	0.00	0.00	0.00	0.00				
MSCI	2011-12	1.00	234.00	190.00	424.00	0.00	0.00	0.00	0.00				
<u>Recreation, Leisure Serv-Well</u>													
RMLS	2007-08	186.00	1,132.00	1,096.00	2,228.00	1.52	6.00	5.20	5.60	122.37	188.66	210.62	397.72
RMLS	2008-09	202.00	1,358.00	1,101.00	2,459.00	1.91	6.36	4.85	5.60	105.76	213.59	227.20	438.96
RMLS	2009-10	84.00	1,239.00	1,006.00	2,245.00	0.51	5.99	5.00	5.49	165.71	206.90	201.40	408.80
RMLS	2010-11	208.00	1,079.00	831.00	1,910.00	2.42	3.95	5.25	4.60	86.02	272.98	158.31	415.13
RMLS	2011-12	115.00	1,104.00	1,000.00	2,104.00	0.69	5.63	5.01	5.32	167.64	196.19	199.50	395.50
<u>School of Education Dept</u>													
ECTE	2007-08	124.00	289.00	144.00	433.00	0.71	1.78	1.00	1.39	173.70	162.66	143.53	311.52
ECTE	2008-09	210.00	143.00	181.00	324.00	0.21	1.75	1.36	1.55	989.90	81.71	133.20	208.44
ECTE	2009-10	295.00	239.00	209.00	448.00	1.37	0.92	1.18	1.05	215.21	259.04	176.70	425.57
ECTE	2010-11	154.00	211.00	190.00	401.00	0.94	1.03	1.69	1.36	164.53	205.30	112.29	294.88
ECTE	2011-12	123.00	221.00	101.00	322.00	1.16	1.10	0.95	1.02	105.97	200.99	106.66	314.69
EDCD	2007-08	122.00	475.00	468.00	943.00	1.20	2.93	3.43	3.18	102.04	161.93	136.44	296.39

FERRIS STATE UNIVERSITY

Student Credit Hours (SCH), Full Time Equated Faculty (FTEF) and SCH/FTEF Aggregated by Course Prefix within College and Department

Prefix	Year	<u>Student Credit Hours</u>				<u>Full Time Equated Faculty</u>				<u>SCH/FTEF</u>			
		Summer	Fall	Spring	F + SP	Summer	Fall	Spring	Avg F + SP	Summer	Fall	Spring	F + SP
<u>College of Education-Human Ser</u>													
<u>School of Education Dept</u>													
EDCD	2008-09	165.00	421.00	470.00	891.00	2.22	3.49	4.34	3.92	74.32	120.63	108.20	227.47
EDCD	2009-10	137.00	457.00	417.00	874.00	1.79	2.74	2.80	2.77	76.54	166.79	148.93	315.52
EDCD	2010-11	136.00	547.00	631.00	1,178.00	1.06	3.24	4.22	3.73	128.30	168.83	149.48	315.76
EDCD	2011-12	225.00	635.00	649.00	1,284.00	1.79	3.67	4.47	4.07	125.70	173.23	145.26	315.73
EDGP	2007-08	63.00	54.00	46.00	100.00	0.92	0.47	0.51	0.49	68.21	114.95	89.48	203.28
EDGP	2008-09	122.00	79.00	72.00	151.00	0.70	0.70	0.53	0.62	174.68	113.39	134.94	245.47
EDGP	2009-10	145.00	89.00	91.00	180.00	1.08	0.54	0.77	0.66	134.20	163.73	117.60	273.26
EDGP	2010-11	157.00	84.00	79.00	163.00	1.08	0.64	0.64	0.64	145.05	130.98	124.30	255.31
EDGP	2011-12	127.00	60.00	58.00	118.00	1.25	0.79	0.56	0.67	101.97	76.25	103.16	174.93
EDLA	2007-08	303.00	460.00	332.00	792.00	1.08	2.92	2.34	2.63	279.69	157.71	141.98	301.43
EDLA	2008-09	164.00	542.00	322.00	864.00	1.08	2.75	2.01	2.38	151.85	197.36	160.08	363.19
EDLA	2009-10	75.00	381.00	381.00	762.00	0.79	1.73	1.40	1.57	94.96	219.66	272.33	486.35
EDLA	2010-11	105.00	459.00	456.00	915.00	1.51	2.00	2.45	2.23	69.72	229.05	186.00	410.73
EDLA	2011-12	126.00	369.00	598.00	967.00	0.92	2.15	3.55	2.85	136.96	171.69	168.28	339.12
EDLE	2009-10	0.00	0.00	42.00	42.00	0.00	0.00	0.19	0.10			217.00	434.00
EDLE	2010-11	27.00	0.00	99.00	99.00	0.30	0.00	0.73	0.36	90.00		135.74	271.47
EDLE	2011-12	48.00	57.00	93.00	150.00	0.60	0.48	0.90	0.69	80.00	117.99	102.77	216.13
EDPE	2007-08	0.00	177.00	102.00	279.00	0.00	0.69	0.55	0.62		255.67	187.00	450.81
EDPE	2008-09	0.00	144.00	99.00	243.00	0.00	1.00	0.82	0.91		144.00	121.00	267.30
EDPE	2009-10	0.00	225.00	147.00	372.00	0.00	0.88	1.00	0.94		255.00	147.00	395.25
EDPE	2010-11	0.00	141.00	168.00	309.00	0.00	0.75	0.92	0.83		188.00	183.61	371.17
EDPE	2011-12	0.00	60.00	39.00	99.00	0.00	0.50	0.27	0.39		120.00	143.00	256.24
EDPH	2007-08	24.00	9.00	27.00	36.00	0.25	0.25	0.31	0.28	96.00	36.00	87.10	128.57
EDPH	2008-09	6.00	0.00	0.00	0.00	0.25	0.00	0.00	0.00	24.00			
EDPH	2009-10	12.00	0.00	0.00	0.00	0.50	0.00	0.00	0.00	24.00			

FERRIS STATE UNIVERSITY

Student Credit Hours (SCH), Full Time Equated Faculty (FTEF) and SCH/FTEF Aggregated by Course Prefix within College and Department

Prefix	Year	<u>Student Credit Hours</u>				<u>Full Time Equated Faculty</u>				<u>SCH/FTEF</u>			
		Summer	Fall	Spring	F + SP	Summer	Fall	Spring	Avg F + SP	Summer	Fall	Spring	F + SP
<u>College of Education-Human Ser</u>													
<u>School of Education Dept</u>													
EDUC	2007-08	1,235.00	3,464.00	3,208.00	6,672.00	6.11	19.13	20.54	19.83	202.01	181.12	156.21	336.44
EDUC	2008-09	1,008.00	2,975.00	2,778.00	5,753.00	2.47	16.43	20.52	18.48	408.19	181.11	135.35	311.39
EDUC	2009-10	1,027.00	2,816.00	2,543.00	5,359.00	5.75	15.79	17.79	16.79	178.64	178.35	142.93	319.18
EDUC	2010-11	838.00	2,706.00	2,523.00	5,229.00	5.71	17.16	14.72	15.94	146.89	157.72	171.40	328.08
EDUC	2011-12	826.00	2,709.00	2,200.00	4,909.00	5.21	18.79	14.10	16.44	158.48	144.19	156.01	298.51
ERLA	2007-08	39.00	39.00	105.00	144.00	0.58	0.36	0.88	0.62	67.24	108.33	118.87	231.64
ERLA	2008-09	42.00	69.00	63.00	132.00	0.00	0.42	0.46	0.44		166.27	137.45	302.29
ERLA	2009-10	102.00	99.00	102.00	201.00	1.20	0.37	0.54	0.45	84.80	270.00	188.89	443.38
ERLA	2010-11	36.00	123.00	93.00	216.00	0.19	0.75	0.88	0.82	187.61	164.31	105.09	264.46
ERLA	2011-12	54.00	60.00	66.00	126.00	0.33	0.33	0.53	0.43	163.64	181.82	123.58	291.65
ESPN	2007-08	159.00	204.00	174.00	378.00	0.91	0.67	1.09	0.88	174.73	304.48	160.12	430.36
ESPN	2008-09	114.00	204.00	204.00	408.00	0.60	1.24	1.05	1.15	190.00	164.52	194.02	356.11
ESPN	2009-10	147.00	180.00	180.00	360.00	1.16	0.93	1.67	1.30	126.71	192.66	107.78	276.47
ESPN	2010-11	117.00	171.00	189.00	360.00	1.30	1.48	1.58	1.53	90.16	115.37	119.62	235.13
ESPN	2011-12	150.00	198.00	258.00	456.00	1.44	1.13	2.48	1.80	104.17	175.53	104.23	253.11
<u>Television Production</u>													
TVPR	2007-08	276.00	901.00	713.00	1,614.00	2.83	5.75	4.50	5.13	97.53	156.70	158.44	314.93
TVPR	2008-09	249.00	838.00	761.00	1,599.00	2.78	6.18	6.17	6.17	89.57	135.60	123.34	258.95
TVPR	2009-10	210.00	751.00	710.00	1,461.00	1.63	5.83	4.83	5.33	128.83	128.74	147.00	274.02
TVPR	2010-11	234.00	848.00	716.00	1,564.00	2.61	5.18	4.75	4.97	89.66	163.60	150.74	314.90
TVPR	2011-12	201.00	710.00	723.00	1,433.00	1.38	5.53	4.16	4.85	145.65	128.29	173.80	295.63

FERRIS STATE UNIVERSITY

Student Credit Hours (SCH), Full Time Equated Faculty (FTEF) and SCH/FTEF Aggregated by Course Prefix within College and Department

Prefix	Year	<u>Student Credit Hours</u>				<u>Full Time Equated Faculty</u>				<u>SCH/FTEF</u>			
		Summer	Fall	Spring	F + SP	Summer	Fall	Spring	Avg F + SP	Summer	Fall	Spring	F + SP
<u>College of Pharmacy</u>													
<u>Pharmacy</u>													
PHAD	2007-08	131.00	981.00	998.00	1,979.00	0.95	1.92	2.75	2.33	137.99	510.89	363.23	847.95
PHAD	2008-09	275.00	1,057.00	1,082.00	2,139.00	1.49	1.55	2.36	1.96	184.93	682.87	457.59	1,093.43
PHAD	2009-10	286.00	584.00	805.00	1,389.00	1.95	0.55	2.25	1.40	146.71	1,061.76	357.06	990.53
PHAD	2010-11	0.00	438.00	480.00	918.00	0.00	1.00	2.00	1.50		438.00	240.00	612.00
PHAR	2007-08	101.00	911.00	596.00	1,507.00	2.00	1.79	1.39	1.59	50.50	509.09	427.32	946.55
PHAR	2008-09	102.00	909.00	592.00	1,501.00	2.77	2.00	1.83	1.92	36.83	454.50	322.91	783.13
PHAR	2009-10	75.00	2,919.00	2,118.00	5,037.00	1.43	6.02	4.82	5.42	52.50	485.08	439.10	929.25
PHAR	2010-11	441.00	4,974.00	4,345.00	9,319.00	4.83	11.13	10.61	10.87	91.32	447.02	409.35	857.26
PHAR	2011-12	644.00	6,795.50	6,167.00	12,962.50	7.92	17.70	16.06	16.88	81.28	383.95	383.97	767.91
PHCG	2007-08	6.00	0.00	34.00	34.00	1.00	0.00	0.32	0.16	6.00		107.27	214.54
PHCG	2008-09	0.00	0.00	22.00	22.00	0.00	0.00	0.32	0.16			69.41	138.82
PHCG	2009-10	14.00	0.00	60.00	60.00	1.00	0.00	0.32	0.16	14.00		189.30	378.60
PHCH	2007-08	386.00	1,395.00	1,422.00	2,817.00	4.54	2.82	4.25	3.53	85.05	495.07	334.86	797.53
PHCH	2008-09	417.00	1,439.00	1,167.00	2,606.00	4.39	3.82	3.73	3.77	94.99	376.92	313.04	690.72
PHCH	2009-10	276.00	680.00	782.00	1,462.00	3.70	2.10	2.11	2.11	74.60	324.31	369.90	694.40
PHCH	2010-11	34.00	0.00	0.00	0.00	2.17	0.00	0.00	0.00	15.69			
PHCL	2007-08	154.00	605.00	416.00	1,021.00	1.28	1.88	0.85	1.37	119.96	322.01	488.40	747.83
PHCL	2008-09	263.00	657.00	284.00	941.00	1.28	1.84	0.85	1.35	204.86	357.12	333.43	699.24
PHCL	2009-10	177.00	632.00	388.00	1,020.00	1.05	1.81	0.69	1.25	168.70	349.69	565.98	818.34
PHCL	2010-11	8.00	0.00	0.00	0.00	1.23	0.00	0.00	0.00	6.51			
PHPR	2007-08	1,149.00	3,922.50	4,375.50	8,298.00	23.33	32.09	30.51	31.30	49.25	122.22	143.40	265.08
PHPR	2008-09	1,542.50	3,931.50	4,471.00	8,402.50	22.67	24.39	27.66	26.02	68.04	161.16	161.67	322.86
PHPR	2009-10	1,504.50	3,684.50	4,121.50	7,806.00	20.87	26.41	28.34	27.38	72.08	139.52	145.41	285.14
PHPR	2010-11	1,745.00	3,263.50	3,045.00	6,308.50	21.91	24.02	23.02	23.52	79.66	135.88	132.25	268.20
PHPR	2011-12	1,182.00	1,597.00	1,525.00	3,122.00	17.24	18.01	18.75	18.38	68.58	88.69	81.34	169.88

FERRIS STATE UNIVERSITY

Student Credit Hours (SCH), Full Time Equated Faculty (FTEF) and SCH/FTEF Aggregated by Course Prefix within College and Department

Prefix	Year	<u>Student Credit Hours</u>				<u>Full Time Equated Faculty</u>				<u>SCH/FTEF</u>			
		Summer	Fall	Spring	F + SP	Summer	Fall	Spring	Avg F + SP	Summer	Fall	Spring	F + SP
<u>College of Prof-Tech Studies</u>													
<u>Professional-Tech Studies</u>													
AESL	2011-12	276.00	0.00	0.00	0.00	3.25	0.00	0.00	0.00	84.92			
APPS	2007-08	122.00	232.00	298.00	530.00	2.25	2.54	2.40	2.47	54.22	91.39	123.97	214.47
APPS	2008-09	0.00	228.00	121.00	349.00	0.00	1.50	1.60	1.55		152.00	75.63	225.16
APPS	2009-10	182.00	337.00	229.00	566.00	3.00	2.00	1.63	1.81	60.67	168.50	140.92	312.28
APPS	2010-11	2.00	239.00	204.00	443.00	0.00	1.13	1.13	1.13		212.07	181.33	393.43
APPS	2011-12	6.00	244.00	181.00	425.00	1.00	1.38	1.25	1.31	6.00	177.20	144.80	323.56
DAGD	2007-08	60.00	1,236.00	978.00	2,214.00	2.25	5.86	5.25	5.56	26.61	210.83	186.29	398.47
DAGD	2008-09	90.00	1,251.00	1,023.00	2,274.00	2.63	6.42	5.30	5.86	34.22	194.96	193.02	388.17
DAGD	2009-10	27.00	969.00	861.00	1,830.00	1.00	6.55	5.05	5.80	27.00	147.94	170.50	315.52
DAGD	2010-11	18.00	1,326.00	1,020.00	2,346.00	1.00	5.63	5.30	5.47	18.00	235.38	192.45	429.15
DAGD	2011-12	72.00	1,158.00	1,245.00	2,403.00	3.00	5.30	6.00	5.65	24.00	218.49	207.50	425.31
ESLC	2010-11	0.00	36.00	84.00	120.00	0.00	1.00	0.95	0.97		36.00	88.55	123.16
ESLG	2011-12	0.00	117.00	0.00	117.00	0.00	1.00	0.00	0.50		117.00		234.00
ESLP	2011-12	0.00	0.00	857.00	857.00	0.00	0.00	7.00	3.50			122.43	244.86
ESLR	2010-11	0.00	44.00	92.00	136.00	0.00	1.00	1.01	1.00		44.00	91.54	135.66
ESLR	2011-12	0.00	164.00	0.00	164.00	0.00	1.38	0.00	0.69		118.80		237.60
ESLS	2011-12	0.00	44.00	0.00	44.00	0.00	0.33	0.00	0.16		133.33		266.67
ESLW	2010-11	0.00	44.00	88.00	132.00	0.00	1.00	1.34	1.17		44.00	65.92	113.06
ESLW	2011-12	0.00	164.00	0.00	164.00	0.00	2.00	0.00	1.00		82.14		164.27
GLBL	2010-11	0.00	0.00	84.00	84.00	0.00	0.00	0.20	0.10			420.00	840.00
GLEL	2010-11	0.00	0.00	30.00	30.00	0.00	0.00	0.20	0.10			150.00	300.00
IDSL	2010-11	174.00	168.00	216.00	384.00	0.19	0.04	0.44	0.24	915.79	4,200.00	489.03	1,594.38

FERRIS STATE UNIVERSITY

Student Credit Hours (SCH), Full Time Equated Faculty (FTEF) and SCH/FTEF Aggregated by Course Prefix within College and Department

Prefix	Year	<u>Student Credit Hours</u>				<u>Full Time Equated Faculty</u>				<u>SCH/FTEF</u>			
		Summer	Fall	Spring	F + SP	Summer	Fall	Spring	Avg F + SP	Summer	Fall	Spring	F + SP
<u>College of Prof-Tech Studies</u>													
<u>Professional-Tech Studies</u>													
IDSL	2011-12	278.00	312.00	283.00	595.00	1.01	1.20	0.59	0.89	275.81	260.00	481.74	665.75
SENG	2007-08	0.00	0.00	33.00	33.00	0.00	0.00	1.00	0.50			33.00	66.00
SENG	2008-09	9.00	57.00	57.00	114.00	2.00	1.25	1.00	1.13	4.50	45.60	57.00	101.33
SENG	2009-10	42.00	57.00	48.00	105.00	1.00	1.00	1.00	1.00	42.00	57.00	48.00	105.00
SENG	2010-11	45.00	114.00	90.00	204.00	2.25	1.20	1.00	1.10	20.00	95.00	90.00	185.45
SENG	2011-12	18.00	264.00	96.00	360.00	2.00	1.75	1.00	1.38	9.00	150.86	96.00	261.82

FERRIS STATE UNIVERSITY

Student Credit Hours (SCH), Full Time Equated Faculty (FTEF) and SCH/FTEF Aggregated by Course Prefix within College and Department

Prefix	Year	<u>Student Credit Hours</u>				<u>Full Time Equated Faculty</u>				<u>SCH/FTEF</u>			
		Summer	Fall	Spring	F + SP	Summer	Fall	Spring	Avg F + SP	Summer	Fall	Spring	F + SP
<u>College of Technology</u>													
<u>Arch Tech-Facilities Mgmt</u>													
ARCH	2007-08	20.00	1,074.00	1,022.00	2,096.00	0.17	4.43	4.89	4.66	117.65	242.62	209.00	449.95
ARCH	2008-09	0.00	864.00	0.00	864.00	0.00	4.69	0.00	2.35		184.22		368.44
FMAN	2007-08	76.00	339.00	360.00	699.00	0.67	1.30	1.86	1.58	113.43	260.77	193.55	442.41
FMAN	2008-09	141.00	565.00	0.00	565.00	0.92	2.08	0.00	1.04	153.26	271.63		543.27
<u>Automotive</u>													
AHEM	2007-08	407.00	0.00	0.00	0.00	1.78	0.00	0.00	0.00	228.65			
AMGT	2007-08	0.00	813.00	777.00	1,590.00	0.00	3.33	3.46	3.39		243.90	224.89	468.45
AMGT	2008-09	399.00	711.00	0.00	711.00	2.51	3.06	0.00	1.53	158.96	232.70		465.40
AUTO	2007-08	272.00	2,092.00	2,074.00	4,166.00	2.00	14.68	13.88	14.28	135.75	142.54	149.48	291.82
AUTO	2008-09	224.00	1,630.00	0.00	1,630.00	2.01	11.44	0.00	5.72	111.17	142.43		284.85
<u>Construction Tech-Mgmt</u>													
BCTM	2007-08	0.00	339.00	300.00	639.00	0.00	2.11	1.91	2.01		160.39	157.07	317.62
BCTM	2008-09	0.00	324.00	0.00	324.00	0.00	1.83	0.00	0.91		177.53		355.07
CETM	2007-08	0.00	129.00	101.00	230.00	0.00	0.61	0.65	0.63		210.22	155.38	364.03
CETM	2008-09	0.00	105.00	0.00	105.00	0.00	0.57	0.00	0.29		183.33		366.67
CONM	2007-08	93.00	2,549.00	2,566.00	5,115.00	0.75	9.30	10.24	9.77	124.00	274.09	250.62	523.58
CONM	2008-09	96.00	2,575.00	0.00	2,575.00	0.50	10.20	0.00	5.10	192.00	252.39		504.79
<u>EET-CNS</u>													
ECNS	2007-08	0.00	262.00	344.00	606.00	0.00	1.38	2.23	1.80		190.55	154.10	335.98
ECNS	2008-09	0.00	284.00	0.00	284.00	0.00	1.33	0.00	0.67		213.53		427.07

FERRIS STATE UNIVERSITY

Student Credit Hours (SCH), Full Time Equated Faculty (FTEF) and SCH/FTEF Aggregated by Course Prefix within College and Department

Prefix	Year	<u>Student Credit Hours</u>				<u>Full Time Equated Faculty</u>				<u>SCH/FTEF</u>			
		Summer	Fall	Spring	F + SP	Summer	Fall	Spring	Avg F + SP	Summer	Fall	Spring	F + SP
<u>College of Technology</u>													
<u>EET-CNS</u>													
EEET	2007-08	92.00	1,114.00	985.00	2,099.00	0.33	7.23	6.05	6.64	278.79	154.16	162.87	316.26
EEET	2008-09	116.00	951.00	0.00	951.00	0.67	6.88	0.00	3.44	173.13	138.20		276.40
<u>HVARC</u>													
HVAC	2007-08	319.00	1,992.00	1,612.00	3,604.00	3.62	10.18	9.67	9.92	88.12	195.74	166.70	363.18
HVAC	2008-09	292.00	1,640.00	0.00	1,640.00	7.00	10.09	0.00	5.04	41.71	162.55		325.10
<u>Heavy Equipment</u>													
HEQT	2007-08	76.00	605.00	577.00	1,182.00	0.67	4.61	3.05	3.83	113.43	131.34	189.26	308.81
HEQT	2008-09	120.00	740.00	0.00	740.00	1.34	5.13	0.00	2.57	89.55	144.16		288.31
HSET	2007-08	64.00	157.00	192.00	349.00	0.67	1.23	2.29	1.76	95.52	127.27	83.80	198.02
HSET	2008-09	44.00	148.00	0.00	148.00	0.67	0.93	0.00	0.46	65.67	159.71		319.42
<u>Manufacturing Eng Tech</u>													
MATL	2007-08	0.00	769.00	284.00	1,053.00	0.00	1.96	0.95	1.45		393.21	298.95	724.78
MATL	2008-09	0.00	667.00	0.00	667.00	0.00	1.83	0.00	0.92		363.82		727.64
MFGE	2007-08	220.00	1,253.00	1,173.00	2,426.00	1.68	7.45	6.76	7.11	130.95	168.24	173.43	341.43
MFGE	2008-09	222.00	1,282.00	0.00	1,282.00	1.51	6.95	0.00	3.48	147.02	184.39		368.77
MFGT	2007-08	0.00	388.00	367.00	755.00	0.00	3.68	3.96	3.82		105.58	92.67	197.77
MFGT	2008-09	3.00	270.00	0.00	270.00	0.00	3.56	0.00	1.78		75.76		151.52
<u>Mechanical Design</u>													
CDTD	2007-08	0.00	380.00	338.00	718.00	0.00	3.29	3.61	3.45		115.64	93.63	208.23
CDTD	2008-09	0.00	373.00	0.00	373.00	0.00	3.17	0.00	1.58		117.79		235.58

FERRIS STATE UNIVERSITY

Student Credit Hours (SCH), Full Time Equated Faculty (FTEF) and SCH/FTEF Aggregated by Course Prefix within College and Department

Prefix	Year	<u>Student Credit Hours</u>				<u>Full Time Equated Faculty</u>				<u>SCH/FTEF</u>			
		Summer	Fall	Spring	F + SP	Summer	Fall	Spring	Avg F + SP	Summer	Fall	Spring	F + SP
<u>College of Technology</u>													
<u>Mechanical Design</u>													
ETEC	2007-08	0.00	252.00	132.00	384.00	0.00	1.17	0.38	0.77		216.00	352.00	498.16
ETEC	2008-09	0.00	285.00	0.00	285.00	0.00	1.00	0.00	0.50		284.05		568.11
MECH	2007-08	28.00	784.00	704.00	1,488.00	0.67	3.39	3.71	3.55	41.79	231.12	190.01	419.32
MECH	2008-09	68.00	769.00	0.00	769.00	0.67	3.31	0.00	1.66	101.49	232.02		464.04
PDET	2007-08	63.00	282.00	272.00	554.00	0.25	2.25	2.25	2.25	252.00	125.33	120.89	246.22
PDET	2008-09	60.00	417.00	0.00	417.00	0.33	2.02	0.00	1.01	181.82	206.20		412.40
<u>Plastics-Rubber</u>													
PLTS	2007-08	175.00	738.00	807.00	1,545.00	1.31	5.33	5.43	5.38	133.59	138.38	148.66	287.12
PLTS	2008-09	264.00	652.00	0.00	652.00	1.60	4.41	0.00	2.20	165.00	148.00		296.00
RUBR	2007-08	28.00	74.00	85.00	159.00	0.68	1.30	1.57	1.44	41.18	56.92	54.09	110.75
RUBR	2008-09	24.00	133.00	0.00	133.00	1.34	1.97	0.00	0.99	17.91	67.39		134.78
<u>Printing-Imaging Tech Mgmt</u>													
NMPP	2007-08	0.00	96.00	104.00	200.00	0.00	1.25	0.96	1.11		76.80	107.85	180.65
NMPP	2008-09	0.00	111.00	0.00	111.00	0.00	0.99	0.00	0.49		112.46		224.92
PHOT	2007-08	81.00	147.00	150.00	297.00	0.50	0.60	0.50	0.55	162.00	245.00	300.00	540.00
PHOT	2008-09	63.00	144.00	0.00	144.00	0.50	0.43	0.00	0.21	126.00	336.00		672.00
PMGT	2007-08	69.00	156.00	117.00	273.00	0.67	0.97	1.00	0.99	102.99	160.46	117.00	276.85
PMGT	2008-09	110.00	112.00	0.00	112.00	0.92	1.50	0.00	0.75	119.57	74.67		149.33
PTEC	2007-08	0.00	403.00	187.00	590.00	0.00	2.96	2.54	2.75		136.35	73.75	214.89
PTEC	2008-09	0.00	328.00	0.00	328.00	0.00	2.69	0.00	1.35		121.73		243.47

FERRIS STATE UNIVERSITY

Student Credit Hours (SCH), Full Time Equated Faculty (FTEF) and SCH/FTEF Aggregated by Course Prefix within College and Department

Prefix	Year	<u>Student Credit Hours</u>				<u>Full Time Equated Faculty</u>				<u>SCH/FTEF</u>			
		Summer	Fall	Spring	F + SP	Summer	Fall	Spring	Avg F + SP	Summer	Fall	Spring	F + SP
<u>College of Technology</u>													
<u>Surveying</u>													
CENG	2007-08	0.00	0.00	304.00	304.00	0.00	0.00	1.55	0.77			196.26	392.52
CENG	2008-09	0.00	40.00	0.00	40.00	0.00	0.40	0.00	0.20	100.00			200.00
GISC	2007-08	0.00	0.00	84.00	84.00	0.00	0.00	0.86	0.43			97.36	194.72
GISC	2008-09	39.00	162.00	0.00	162.00	4.00	0.81	0.00	0.41	9.75	199.18		398.36
SURE	2007-08	60.00	821.00	590.00	1,411.00	0.50	5.44	4.17	4.81	120.00	150.80	141.33	293.38
SURE	2008-09	3.00	635.00	0.00	635.00	0.00	4.06	0.00	2.03		156.47		312.94
<u>Welding Eng Tech</u>													
WELD	2007-08	120.00	1,299.00	966.00	2,265.00	0.67	6.89	6.18	6.53	179.10	188.53	156.31	346.60
WELD	2008-09	108.00	1,275.00	0.00	1,275.00	0.60	5.71	0.00	2.85	180.00	223.36		446.73

FERRIS STATE UNIVERSITY

Student Credit Hours (SCH), Full Time Equated Faculty (FTEF) and SCH/FTEF Aggregated by Course Prefix within College and Department

Prefix	Year	<u>Student Credit Hours</u>				<u>Full Time Equated Faculty</u>				<u>SCH/FTEF</u>			
		Summer	Fall	Spring	F + SP	Summer	Fall	Spring	Avg F + SP	Summer	Fall	Spring	F + SP
<u>Kendall College of Art-Design</u>													
<u>Design Studies</u>													
KCDC	2011-12	0.00	51.00	99.00	150.00	0.00	0.08	0.50	0.29		618.18	200.00	519.48
KCDM	2007-08	93.00	738.00	804.00	1,542.00	1.20	8.47	7.66	8.07	77.50	87.11	104.96	191.17
KCDM	2008-09	108.00	888.00	810.00	1,698.00	2.09	9.74	9.40	9.57	51.67	91.20	86.20	177.49
KCDM	2009-10	147.00	1,008.00	1,041.00	2,049.00	1.32	11.08	10.98	11.03	111.36	90.97	94.81	185.77
KCDM	2010-11	156.00	960.00	1,068.00	2,028.00	1.32	10.06	10.08	10.07	118.18	95.43	105.95	201.39
KCDM	2011-12	126.00	996.00	987.00	1,983.00	1.52	12.52	11.99	12.25	82.88	79.55	82.32	161.81
KCDS	2007-08	141.00	432.00	369.00	801.00	0.29	2.91	2.83	2.87	493.01	148.45	130.24	278.93
KCDS	2008-09	168.00	426.00	360.00	786.00	0.16	3.22	3.00	3.11	1,069.09	132.16	120.13	252.73
KCDS	2009-10	183.00	399.00	336.00	735.00	0.77	2.67	2.83	2.75	237.66	149.63	118.73	267.43
KCDS	2010-11	123.00	369.00	357.00	726.00	0.88	3.00	2.93	2.97	139.77	123.00	121.70	244.72
KCDS	2011-12	51.00	498.00	489.00	987.00	0.33	3.08	3.66	3.37	154.55	161.60	133.73	292.95
KCFD	2007-08	6.00	231.00	249.00	480.00	0.00	2.97	2.50	2.73		77.78	99.60	175.50
KCFD	2008-09	6.00	252.00	222.00	474.00	0.00	2.66	2.83	2.75		94.62	78.54	172.68
KCFD	2009-10	0.00	171.00	189.00	360.00	0.00	3.00	2.65	2.83		57.06	71.23	127.43
KCFD	2010-11	3.00	288.00	204.00	492.00	0.00	3.88	2.66	3.27		74.32	76.69	150.57
KCFD	2011-12	0.00	279.00	177.00	456.00	0.00	3.42	2.66	3.04		81.64	66.54	150.06
KCFS	2011-12	0.00	0.00	48.00	48.00	0.00	0.00	0.33	0.17			145.45	290.91
KCGD	2007-08	105.00	1,395.00	1,288.00	2,683.00	1.36	11.99	10.15	11.07	77.09	116.35	126.90	242.37
KCGD	2008-09	105.00	1,629.00	1,618.00	3,247.00	0.88	12.75	13.31	13.03	119.32	127.75	121.56	249.18
KCGD	2009-10	90.00	1,644.00	1,653.00	3,297.00	0.85	13.32	13.99	13.66	105.88	123.42	118.16	241.45
KCGD	2010-11	147.00	1,758.00	1,686.00	3,444.00	2.21	13.97	12.67	13.32	66.52	125.84	133.07	258.56
KCGD	2011-12	186.00	1,851.00	1,797.00	3,648.00	1.97	15.30	14.63	14.97	94.30	120.98	122.83	243.77
KCHP	2007-08	6.00	0.00	18.00	18.00	0.17	0.00	0.17	0.08	36.36		109.09	218.18
KCHP	2008-09	0.00	15.00	33.00	48.00	0.00	0.17	0.45	0.31		90.91	73.88	156.95
KCHP	2009-10	0.00	0.00	30.00	30.00	0.00	0.00	0.25	0.13			120.00	240.00

FERRIS STATE UNIVERSITY

Student Credit Hours (SCH), Full Time Equated Faculty (FTEF) and SCH/FTEF Aggregated by Course Prefix within College and Department

Prefix	Year	<u>Student Credit Hours</u>				<u>Full Time Equated Faculty</u>				<u>SCH/FTEF</u>			
		Summer	Fall	Spring	F + SP	Summer	Fall	Spring	Avg F + SP	Summer	Fall	Spring	F + SP
<u>Kendall College of Art-Design</u>													
<u>Design Studies</u>													
KCHP	2010-11	9.00	18.00	39.00	57.00	0.50	0.33	0.50	0.42	18.00	54.00	78.00	136.80
KCHP	2011-12	15.00	6.00	21.00	27.00	0.17	0.33	0.45	0.39	90.91	18.18	47.01	69.53
KCID	2007-08	243.00	1,302.00	1,236.00	2,538.00	2.07	9.96	8.80	9.38	117.39	130.72	140.45	270.58
KCID	2008-09	168.00	1,317.00	1,149.00	2,466.00	1.28	9.32	9.30	9.31	130.96	141.26	123.50	264.78
KCID	2009-10	138.00	1,230.00	1,074.00	2,304.00	1.62	10.55	9.64	10.10	85.19	116.55	111.37	228.16
KCID	2010-11	78.00	1,011.00	891.00	1,902.00	1.66	9.76	7.85	8.80	46.99	103.64	113.55	216.12
KCID	2011-12	36.00	780.00	672.00	1,452.00	0.44	6.81	6.82	6.81	81.82	114.52	98.58	213.10
KCIL	2007-08	54.00	600.00	633.00	1,233.00	1.33	5.66	5.33	5.50	40.60	106.01	118.69	224.32
KCIL	2008-09	82.00	666.00	763.00	1,429.00	0.99	5.99	6.24	6.11	82.83	111.25	122.34	233.82
KCIL	2009-10	90.00	848.00	999.00	1,847.00	1.65	7.01	6.66	6.83	54.55	120.97	150.08	270.29
KCIL	2010-11	139.00	900.00	966.00	1,866.00	2.99	7.99	7.34	7.66	46.49	112.64	131.67	243.50
KCIL	2011-12	153.00	993.00	1,098.00	2,091.00	1.66	8.33	8.66	8.50	92.17	119.21	126.79	246.14
KCIN	2007-08	21.00	414.00	568.00	982.00	0.33	4.65	4.98	4.82	63.64	89.03	114.06	203.95
KCIN	2008-09	45.00	486.00	486.00	972.00	0.66	5.31	5.39	5.35	68.18	91.53	90.17	181.68
KCIN	2009-10	9.00	519.00	684.00	1,203.00	0.00	5.64	6.98	6.31		91.97	97.99	190.60
KCIN	2010-11	24.00	543.00	621.00	1,164.00	0.33	6.57	6.48	6.52	72.73	82.65	95.87	178.42
KCIN	2011-12	105.00	453.00	453.00	906.00	1.30	4.95	4.76	4.86	80.96	91.48	95.15	186.56
KCVC	2007-08	21.00	0.00	0.00	0.00	0.00	0.00	0.00	0.00				
KDES	2007-08	45.00	21.00	48.00	69.00	0.79	0.48	0.99	0.74	56.82	43.45	48.32	93.45
KDES	2008-09	39.00	42.00	87.00	129.00	0.99	0.66	1.31	0.99	39.39	63.32	66.24	130.52
KDES	2009-10	0.00	57.00	111.00	168.00	0.00	0.66	1.58	1.12		85.93	70.40	150.00
KDES	2010-11	54.00	15.00	33.00	48.00	0.66	0.11	0.53	0.32	81.82	136.36	62.26	150.00
KDES	2011-12	60.00	30.00	48.00	78.00	1.00	0.66	0.66	0.66	60.00	45.45	72.73	118.18

FERRIS STATE UNIVERSITY

Student Credit Hours (SCH), Full Time Equated Faculty (FTEF) and SCH/FTEF Aggregated by Course Prefix within College and Department

Prefix	Year	<u>Student Credit Hours</u>				<u>Full Time Equated Faculty</u>				<u>SCH/FTEF</u>			
		Summer	Fall	Spring	F + SP	Summer	Fall	Spring	Avg F + SP	Summer	Fall	Spring	F + SP
<u>Kendall College of Art-Design</u>													
<u>Fine Arts-Foundation</u>													
KCDR	2009-10	0.00	1,158.00	945.00	2,103.00	0.00	10.25	7.16	8.70		113.01	131.96	241.61
KCDR	2010-11	24.00	1,077.00	954.00	2,031.00	1.05	8.66	6.86	7.76	22.75	124.33	139.09	261.70
KCDR	2011-12	24.00	1,071.00	744.00	1,815.00	0.33	9.94	6.30	8.12	72.73	107.74	118.11	223.52
KCED	2007-08	0.00	102.00	146.00	248.00	0.00	0.83	0.99	0.91		122.22	146.97	271.33
KCED	2008-09	0.00	224.00	153.00	377.00	0.00	1.37	2.25	1.81		164.04	68.00	208.54
KCED	2009-10	3.00	223.00	140.00	363.00	0.00	1.98	1.72	1.85		112.90	81.35	196.42
KCED	2010-11	0.00	193.00	137.00	330.00	0.00	1.77	1.29	1.53		108.77	106.31	215.47
KCED	2011-12	0.00	143.00	165.00	308.00	0.00	2.10	2.69	2.40		67.99	61.27	128.43
KCFA	2007-08	108.00	723.00	747.00	1,470.00	0.91	6.73	5.11	5.92	118.52	107.42	146.18	248.29
KCFA	2008-09	243.00	819.00	887.00	1,706.00	1.89	7.28	8.38	7.83	128.69	112.45	105.88	217.87
KCFA	2009-10	156.00	444.00	321.00	765.00	1.49	4.38	3.64	4.01	105.05	101.27	88.28	190.76
KCFA	2010-11	96.00	90.00	45.00	135.00	0.88	0.42	0.58	0.50	109.09	216.00	78.21	272.16
KCFA	2011-12	0.00	78.00	72.00	150.00	0.00	0.83	0.47	0.65		93.98	153.34	230.85
KCFN	2007-08	36.00	1,992.00	1,317.00	3,309.00	0.74	13.97	10.67	12.32	48.40	142.59	123.42	268.59
KCFN	2008-09	54.00	2,175.00	1,533.00	3,708.00	0.76	15.76	12.98	14.37	70.89	138.02	118.11	258.05
KCFN	2009-10	39.00	0.00	0.00	0.00	0.99	0.00	0.00	0.00	39.39			
KCMJ	2007-08	12.00	150.00	169.00	319.00	0.30	3.34	3.00	3.17	40.00	44.91	56.33	100.63
KCMJ	2008-09	1.00	181.00	223.00	404.00	0.33	4.00	3.58	3.79	3.03	45.25	62.29	106.60
KCMJ	2009-10	12.00	167.00	203.00	370.00	0.33	2.83	2.50	2.67	36.36	59.01	81.20	138.84
KCMJ	2010-11	18.00	96.00	111.00	207.00	0.33	1.58	1.50	1.54	54.55	60.76	74.00	134.42
KCMJ	2011-12	33.00	88.00	105.00	193.00	0.53	1.78	1.89	1.84	62.50	49.42	55.51	105.12
KCPA	2007-08	0.00	249.00	318.00	567.00	0.00	1.59	2.06	1.83		156.50	154.37	310.59
KCPA	2008-09	0.00	282.00	336.00	618.00	0.00	1.57	2.19	1.88		179.77	153.72	329.21
KCPA	2009-10	15.00	1,092.00	954.00	2,046.00	0.17	7.45	9.91	8.68	90.91	146.54	96.31	235.75
KCPA	2010-11	48.00	1,296.00	871.00	2,167.00	0.39	10.79	8.90	9.84	124.68	120.13	97.90	220.18

FERRIS STATE UNIVERSITY

Student Credit Hours (SCH), Full Time Equated Faculty (FTEF) and SCH/FTEF Aggregated by Course Prefix within College and Department

Prefix	Year	<u>Student Credit Hours</u>				<u>Full Time Equated Faculty</u>				<u>SCH/FTEF</u>			
		Summer	Fall	Spring	F + SP	Summer	Fall	Spring	Avg F + SP	Summer	Fall	Spring	F + SP
<u>Kendall College of Art-Design</u>													
<u>Fine Arts-Foundation</u>													
KCPA	2011-12	9.00	1,206.00	931.00	2,137.00	0.33	9.72	11.40	10.56	27.27	124.07	81.68	202.38
KCPH	2007-08	42.00	345.00	417.00	762.00	0.66	2.69	2.64	2.66	63.64	128.24	158.11	286.05
KCPH	2008-09	30.00	384.00	468.00	852.00	0.33	3.06	3.34	3.20	90.91	125.70	139.97	266.31
KCPH	2009-10	48.00	461.00	516.00	977.00	0.33	3.06	3.68	3.37	145.45	150.65	140.08	289.75
KCPH	2010-11	54.00	513.00	525.00	1,038.00	0.99	3.03	3.29	3.16	54.55	169.05	159.69	328.36
KCPH	2011-12	57.00	504.00	597.00	1,101.00	0.50	3.73	4.61	4.17	115.15	135.24	129.59	264.23
KCPR	2009-10	0.00	312.00	310.00	622.00	0.00	1.81	2.35	2.08		171.92	131.79	298.52
KCPR	2010-11	24.00	223.00	238.00	461.00	0.33	1.74	1.94	1.84	72.73	127.88	122.41	249.99
KCPR	2011-12	36.00	183.00	177.00	360.00	0.50	1.90	2.21	2.06	72.73	96.07	79.92	174.78
KCSF	2007-08	21.00	258.00	270.00	528.00	0.33	3.82	3.67	3.75	63.64	67.48	73.60	140.96
KCSF	2008-09	24.00	267.00	246.00	513.00	0.33	4.00	4.00	4.00	72.73	66.78	61.45	128.22
KCSF	2009-10	18.00	672.00	526.00	1,198.00	0.33	6.66	5.79	6.22	54.55	100.95	90.87	192.53
KCSF	2010-11	27.00	625.00	577.00	1,202.00	0.43	6.49	6.48	6.48	62.79	96.30	89.08	185.39
KCSF	2011-12	27.00	619.00	519.00	1,138.00	0.76	5.97	5.79	5.88	35.53	103.66	89.59	193.46
KGDR	2010-11	0.00	48.00	42.00	90.00	0.00	0.74	0.95	0.85		64.77	44.21	106.44
KGDR	2011-12	12.00	54.00	34.00	88.00	0.00	0.61	0.95	0.78		88.47	35.85	112.91
KGED	2010-11	0.00	10.00	10.00	20.00	0.00	0.22	0.32	0.27		45.00	30.91	73.29
KGED	2011-12	27.00	15.00	2.00	17.00	0.39	0.24	0.18	0.21	69.74	62.40	10.83	79.98
KGFA	2010-11	0.00	72.00	42.00	114.00	0.00	0.96	0.41	0.69		75.04	101.92	166.24
KGFA	2011-12	3.00	78.00	69.00	147.00	0.17	1.19	0.61	0.90	18.18	65.35	113.29	163.10
KGPA	2010-11	0.00	105.00	124.00	229.00	0.00	1.34	1.35	1.35		78.63	91.53	170.24
KGPA	2011-12	42.00	141.00	87.00	228.00	0.50	1.58	2.26	1.92	84.85	88.97	38.50	118.61
KGPH	2010-11	0.00	24.00	24.00	48.00	0.00	0.62	0.38	0.50		39.00	62.40	96.00
KGPH	2011-12	3.00	42.00	45.00	87.00	0.17	0.59	0.73	0.66	18.18	70.80	61.69	131.56

FERRIS STATE UNIVERSITY

Student Credit Hours (SCH), Full Time Equated Faculty (FTEF) and SCH/FTEF Aggregated by Course Prefix within College and Department

Prefix	Year	<u>Student Credit Hours</u>				<u>Full Time Equated Faculty</u>				<u>SCH/FTEF</u>			
		Summer	Fall	Spring	F + SP	Summer	Fall	Spring	Avg F + SP	Summer	Fall	Spring	F + SP
<u>Kendall College of Art-Design</u>													
<u>Fine Arts-Foundation</u>													
KGPR	2010-11	0.00	24.00	12.00	36.00	0.00	0.59	0.39	0.49		40.94	31.11	74.08
KGPR	2011-12	3.00	24.00	18.00	42.00	0.17	0.31	0.63	0.47	18.18	76.36	28.36	88.52
<u>Liberal Arts-Sci-Arts History</u>													
KCAH	2007-08	270.00	1,587.00	1,552.00	3,139.00	1.33	5.66	5.16	5.41	203.01	280.39	300.85	580.29
KCAH	2008-09	294.00	1,809.00	1,669.00	3,478.00	1.22	6.41	6.33	6.37	240.98	282.22	263.67	546.00
KCAH	2009-10	237.00	1,668.00	1,795.00	3,463.00	1.99	5.33	6.16	5.75	119.10	312.95	291.40	602.79
KCAH	2010-11	246.00	1,821.00	1,401.00	3,222.00	0.99	5.96	4.90	5.43	248.48	305.45	285.89	593.25
KCAH	2011-12	207.00	1,629.00	1,458.00	3,087.00	1.10	6.01	5.56	5.78	188.18	271.05	262.31	533.70
KCED	2007-08	0.00	8.00	0.00	8.00	0.00	0.11	0.00	0.05		76.00		152.00
KCED	2008-09	3.00	0.00	0.00	0.00	0.00	0.00	0.00	0.00				
KCED	2010-11	41.00	0.00	0.00	0.00	0.66	0.00	0.00	0.00	61.75			
KCHU	2007-08	321.00	1,473.00	1,303.00	2,776.00	1.76	7.87	6.61	7.24	182.91	187.09	196.98	383.20
KCHU	2008-09	471.00	1,713.00	1,336.00	3,049.00	2.76	8.93	7.87	8.40	170.34	191.90	169.72	363.01
KCHU	2009-10	537.00	1,917.00	1,383.00	3,300.00	3.05	9.80	8.17	8.98	176.30	195.68	169.21	367.28
KCHU	2010-11	477.00	1,923.00	1,389.00	3,312.00	2.42	10.23	8.01	9.12	197.11	187.92	173.37	363.06
KCHU	2011-12	459.00	1,779.00	1,494.00	3,273.00	3.31	10.63	8.83	9.73	138.67	167.41	169.26	336.50
KCSC	2007-08	93.00	420.00	528.00	948.00	0.96	2.51	2.84	2.67	96.88	167.33	185.92	354.39
KCSC	2008-09	114.00	504.00	480.00	984.00	1.33	2.51	2.50	2.50	86.04	201.20	192.00	393.21
KCSC	2009-10	126.00	483.00	480.00	963.00	1.33	2.51	2.59	2.55	95.09	192.81	185.33	378.02
KCSC	2010-11	114.00	456.00	447.00	903.00	0.99	1.67	2.35	2.01	115.15	273.05	190.62	449.81
KCSC	2011-12	99.00	402.00	492.00	894.00	0.66	2.01	2.68	2.35	150.00	200.00	183.58	381.24
KCSS	2007-08	179.00	405.00	441.00	846.00	0.99	2.16	2.21	2.18	180.81	187.79	199.55	387.48
KCSS	2008-09	189.00	540.00	447.00	987.00	1.54	2.65	3.05	2.85	122.73	203.77	146.64	346.42
KCSS	2009-10	162.00	513.00	528.00	1,041.00	1.32	2.16	3.41	2.78	122.73	238.05	154.69	373.90

FERRIS STATE UNIVERSITY

Student Credit Hours (SCH), Full Time Equated Faculty (FTEF) and SCH/FTEF Aggregated by Course Prefix within College and Department

Prefix	Year	<u>Student Credit Hours</u>				<u>Full Time Equated Faculty</u>				<u>SCH/FTEF</u>			
		Summer	Fall	Spring	F + SP	Summer	Fall	Spring	Avg F + SP	Summer	Fall	Spring	F + SP
<u>Kendall College of Art-Design</u>													
<u>Liberal Arts-Sci-Arts History</u>													
KCSS	2010-11	150.00	441.00	540.00	981.00	2.04	1.88	3.24	2.56	73.53	234.16	166.50	382.70
KCSS	2011-12	156.00	471.00	516.00	987.00	1.16	2.82	3.84	3.33	135.06	166.92	134.38	296.32
KGAH	2010-11	0.00	60.00	66.00	126.00	0.00	0.36	0.99	0.68		164.38	66.86	186.37
KGAH	2011-12	3.00	69.00	66.00	135.00	0.22	0.65	1.09	0.87	13.64	106.15	60.81	155.58

FERRIS STATE UNIVERSITY

Student Credit Hours (SCH), Full Time Equated Faculty (FTEF) and SCH/FTEF Aggregated by Course Prefix within College and Department

Prefix	Year	<u>Student Credit Hours</u>				<u>Full Time Equated Faculty</u>				<u>SCH/FTEF</u>			
		Summer	Fall	Spring	F + SP	Summer	Fall	Spring	Avg F + SP	Summer	Fall	Spring	F + SP
<u>Michigan College of Optometry</u>													
<u>MI College of Optometry</u>													
OPTM	2007-08	838.00	2,572.00	2,446.00	5,018.00	15.01	19.36	20.20	19.78	55.84	132.87	121.09	253.71
OPTM	2008-09	1,056.00	2,625.00	2,537.00	5,162.00	16.51	19.55	20.41	19.98	63.97	134.24	124.30	258.33
OPTM	2009-10	1,042.00	2,605.00	2,517.00	5,122.00	17.01	19.56	19.74	19.65	61.27	133.20	127.53	260.71
OPTM	2010-11	1,017.00	2,588.00	2,435.00	5,023.00	16.50	19.89	18.82	19.35	61.64	130.15	129.38	259.55
OPTM	2011-12	1,105.00	2,612.00	2,536.00	5,148.00	19.30	19.29	18.57	18.93	57.24	135.42	136.56	271.97

FERRIS STATE UNIVERSITY

Student Credit Hours (SCH), Full Time Equated Faculty (FTEF) and SCH/FTEF Aggregated by Course Prefix within College and Department

Prefix	Year	<u>Student Credit Hours</u>				<u>Full Time Equated Faculty</u>				<u>SCH/FTEF</u>			
		Summer	Fall	Spring	F + SP	Summer	Fall	Spring	Avg F + SP	Summer	Fall	Spring	F + SP
<u>University College</u>													
<u>Developmental Progs-Curr</u>													
CARE	2007-08	0.00	261.00	60.00	321.00	0.00	0.50	0.25	0.37		527.27	240.00	861.74
CARE	2008-09	0.00	264.00	60.00	324.00	0.00	1.08	0.17	0.62		245.58	363.64	522.58
CARE	2009-10	0.00	234.00	105.00	339.00	0.00	0.81	0.60	0.70		289.66	175.00	481.58
CARE	2010-11	0.00	204.00	63.00	267.00	0.00	0.54	0.38	0.46		377.78	168.00	583.61
CARE	2011-12	0.00	267.00	132.00	399.00	0.00	1.06	0.67	0.86		251.29	198.00	461.49
DIST	2007-08	7.00	30.00	21.00	51.00	0.00	0.00	0.00	0.00				
DIST	2008-09	0.00	46.00	73.00	119.00	0.00	0.00	0.24	0.12			304.17	991.67
DIST	2009-10	12.00	70.00	82.00	152.00	0.08	0.08	0.22	0.15	150.00	875.00	369.00	1,005.88
DIST	2010-11	20.00	63.00	58.00	121.00	0.16	0.08	0.17	0.12	125.00	787.50	348.00	981.08
DIST	2011-12	10.00	85.00	90.00	175.00	0.08	0.41	0.49	0.45	125.00	204.82	182.43	385.32
FSUS	2007-08	0.00	1,417.00	185.00	1,602.00	0.00	8.65	0.98	4.81		163.86	189.68	332.96
FSUS	2008-09	0.00	1,517.00	215.00	1,732.00	0.00	7.42	0.65	4.04		204.53	329.25	429.24
FSUS	2009-10	0.00	1,411.00	196.00	1,607.00	0.00	6.78	1.13	3.96		208.08	172.77	406.04
FSUS	2010-11	0.00	1,457.00	209.00	1,666.00	0.00	5.67	1.08	3.37		257.04	194.12	493.99
FSUS	2011-12	0.00	1,501.00	173.00	1,674.00	0.00	6.04	0.68	3.36		248.52	252.76	497.90
HNRS	2007-08	0.00	213.00	0.00	213.00	0.00	0.98	0.00	0.49		217.41		434.83
HNRS	2008-09	0.00	235.00	0.00	235.00	0.00	1.12	0.00	0.56		210.55		421.11
HNRS	2009-10	0.00	227.00	0.00	227.00	0.00	0.85	0.00	0.43		265.55		531.10
HNRS	2010-11	0.00	249.00	1.00	250.00	0.00	0.42	1.00	0.71		591.58	1.00	351.89
HNRS	2011-12	0.00	320.00	0.00	320.00	0.00	1.24	0.00	0.62		258.46		516.91
NASE	2007-08	6.00	133.00	83.00	216.00	0.00	0.00	0.00	0.00				
NASE	2008-09	0.00	68.00	37.00	105.00	0.00	0.00	0.00	0.00				
NASE	2009-10	0.00	25.00	12.00	37.00	0.00	0.00	0.00	0.00				
NASE	2010-11	0.00	85.00	62.00	147.00	0.00	0.00	0.00	0.00				
NASE	2011-12	0.00	59.00	41.00	100.00	0.00	0.00	0.00	0.00				

FERRIS STATE UNIVERSITY

Student Credit Hours (SCH), Full Time Equated Faculty (FTEF) and SCH/FTEF Aggregated by Course Prefix within College and Department

Prefix	Year	<u>Student Credit Hours</u>				<u>Full Time Equated Faculty</u>				<u>SCH/FTEF</u>			
		Summer	Fall	Spring	F + SP	Summer	Fall	Spring	Avg F + SP	Summer	Fall	Spring	F + SP
<u>University College</u>													
<u>Developmental Progs-Curr</u>													
ORSA	2007-08	4.00	40.00	80.00	120.00	0.00	0.00	0.00	0.00				
ORSA	2008-09	41.00	24.00	54.00	78.00	0.00	0.00	0.00	0.00				
ORSA	2009-10	62.00	40.00	58.00	98.00	0.00	0.00	0.00	0.00				
ORSA	2010-11	47.00	50.00	27.00	77.00	0.00	0.00	0.00	0.00				
ORSA	2011-12	27.00	60.00	24.00	84.00	0.00	0.00	0.00	0.00				
READ	2007-08	0.00	1,311.00	366.00	1,677.00	0.00	4.55	2.67	3.61	288.13	137.25	464.76	
READ	2008-09	0.00	1,299.00	414.00	1,713.00	0.00	5.05	2.57	3.81	257.23	161.30	449.80	
READ	2009-10	0.00	1,410.00	504.00	1,914.00	0.00	4.60	2.50	3.55	306.52	201.60	539.15	
READ	2010-11	0.00	1,464.00	483.00	1,947.00	0.00	4.40	2.82	3.61	332.88	171.48	539.73	
READ	2011-12	0.00	1,308.00	369.00	1,677.00	0.00	4.25	2.67	3.46	307.76	138.38	484.92	
UNCP	2007-08	0.00	195.00	76.00	271.00	0.00	0.53	0.49	0.51	367.92	154.05	529.64	
UNCP	2008-09	0.00	174.00	60.00	234.00	0.00	0.70	0.47	0.59	248.57	126.76	398.86	
UNCP	2009-10	0.00	246.00	94.00	340.00	0.00	1.45	0.57	1.01	169.66	163.95	336.08	
UNCP	2010-11	0.00	192.00	65.00	257.00	0.00	0.64	0.56	0.60	301.18	116.42	429.83	
UNCP	2011-12	0.00	96.00	36.00	132.00	0.00	0.34	0.44	0.39	284.44	81.00	337.62	
UNIV	2007-08	0.00	138.00	55.00	193.00	0.00	0.42	0.39	0.41	328.57	140.72	476.04	
UNIV	2008-09	0.00	198.00	44.00	242.00	0.00	1.18	0.80	0.99	168.37	55.00	244.94	
UNIV	2009-10	0.00	156.00	40.00	196.00	0.00	0.61	0.20	0.40	255.94	200.00	484.24	
UNIV	2010-11	0.00	188.00	72.00	260.00	0.00	0.58	0.42	0.50	322.29	172.80	520.00	
UNIV	2011-12	0.00	162.00	72.00	234.00	0.00	0.53	0.44	0.49	304.12	162.00	478.95	

FERRIS STATE UNIVERSITY

Ranked Listing of Student Credit Hours (SCH) / Full Time Equated Faculty (FTEF) Aggregated by College Fall + Spring Semesters 2011-2012

College	Student Credit Hours/ Full Time Equated Faculty
College of Arts and Sciences	593.28
College of Business	564.60
University College	497.52
College of Allied Health	491.43
College of Pharmacy	456.20
College of Education-Human Ser	402.24
Coll of Engineering Technology	376.69
College of Prof-Tech Studies	339.99
Michigan College of Optometry	271.97
Kendall College of Art-Design	237.45

FERRIS STATE UNIVERSITY

Ranked Listing of Student Credit Hours (SCH) / Full Time Equated Faculty (FTEF) Aggregated by Department Fall + Spring Semesters 2011-2012

Department	Student Credit Hours/ Full Time Equated Faculty (SCH/FTEF)
College of Arts and Sciences	913.73
Physical Sciences	744.61
Social Sciences Dept	695.42
Mathematics	627.01
Account, Finance, Info Systems	602.03
Management	588.01
Humanities	568.16
Biology	564.06
Clinical Lab-Resp Care-Hlth Ad	532.87
Marketing	528.07
Criminal Justice	512.61
Developmental Progs-Curr	497.52
Languages and Literature	487.14

FERRIS STATE UNIVERSITY

Ranked Listing of Student Credit Hours (SCH) / Full Time Equated Faculty (FTEF) Aggregated by Department Fall + Spring Semesters 2011-2012

Department	Student Credit Hours/ Full Time Equated Faculty (SCH/FTEF)
Heavy Equipment	480.09
Energy Systems	476.00
Dental Hygiene-Medical Imaging	464.79
Mechanical Design	457.78
Pharmacy	456.20
Welding Eng Tech	455.10
School of Nursing	440.31
Sports, Entertain, Hospt. Mgmt	438.52
Manufacturing Eng Tech	417.49
Recreation, Leisure Serv-Well	395.50
Automotive	388.24
Liberal Arts-Sci-Arts History	379.79
Construction Tech-Mgmt	377.05

FERRIS STATE UNIVERSITY

Ranked Listing of Student Credit Hours (SCH) / Full Time Equated Faculty (FTEF) Aggregated by Department Fall + Spring Semesters 2011-2012

Department	Student Credit Hours/ Full Time Equated Faculty (SCH/FTEF)
Professional-Tech Studies	339.99
Printing-Imaging Tech Mgmt	334.14
Surveying	330.39
EET-CNS	328.72
HVACR	323.74
Arch Tech-Facilities Mgmt	323.40
Plastics-Rubber	304.64
School of Education Dept	297.13
Television Production	295.63
MI College of Optometry	271.97
Design Studies	213.87
Fine Arts-Foundation	192.28

FERRIS STATE UNIVERSITY

Ranked Listing of Student Credit Hours (SCH) / Full Time Equated Faculty (FTEF) Aggregated by Course Prefix Fall + Spring Semesters 2011-2012

Course Description	Course Prefix	Student Credit Hours/ Full Time Equated Faculty (SCH/FTEF)
Anthropology	ANTH	1,198.91
Women and Gender Studies	WGST	1,080.00
College of Arts & Sciences	COAS	913.73
Economics	ECON	898.67
Geography	GEOG	877.14
Psychology	PSYC	876.92
Social Sciences	SSCI	854.71
Professional Golf Management	PGMG	845.03
African American Studies	AFAM	840.00
Film	FILM	825.60
Chemistry	CHEM	800.00
Lit of the French World-Honors	FRNH	800.00
Sociology	SOCY	786.46
Pharmaceutics	PHAR	767.91

FERRIS STATE UNIVERSITY

Ranked Listing of Student Credit Hours (SCH) / Full Time Equated Faculty (FTEF) Aggregated by Course Prefix Fall + Spring Semesters 2011-2012

Course Description	Course Prefix	Student Credit Hours/ Full Time Equated Faculty (SCH/FTEF)
Retailing	RETG	764.00
History	HIST	718.07
Accountancy	ACCT	717.01
Physics	PHYS	714.48
Core Curriculum Health Sciences	CCHS	710.62
Business Law	BLAW	706.40
Physical Science	PHSC	701.05
Metallurgy	MATL	693.69
Humanities	HUMN	672.80
Interdisciplinary Studies in Leadership	IDSL	665.75
Art History	ARTH	663.43
Marketing	MKTG	638.74
Professional Tennis Management	PTMG	636.36
Religions	RELG	634.29

FERRIS STATE UNIVERSITY

Ranked Listing of Student Credit Hours (SCH) / Full Time Equated Faculty (FTEF) Aggregated by Course Prefix Fall + Spring Semesters 2011-2012

Course Description	Course Prefix	Student Credit Hours/ Full Time Equated Faculty (SCH/FTEF)
Mathematics	MATH	633.94
Computer Information Systems	ISYS	630.50
Finance	FINC	622.54
Statistics and Quantitative Methods	STQM	607.81
Political Science	PLSC	606.33
Psychology Honors	PSYH	586.61
Language	LANG	584.00
Nuclear Medicine	NUCM	578.05
Management	MGMT	577.62
Respiratory Care	RESP	576.87
Biology	BIOL	575.51
Communication	COMM	571.61
French	FREN	571.10
Spanish	SPAN	570.80

FERRIS STATE UNIVERSITY

Ranked Listing of Student Credit Hours (SCH) / Full Time Equated Faculty (FTEF) Aggregated by Course Prefix Fall + Spring Semesters 2011-2012

Course Description	Course Prefix	Student Credit Hours/ Full Time Equated Faculty (SCH/FTEF)
Homeland Security-Digital Security & Forensics-CJ	HSCJ	569.69
Radiography	RADI	567.99
Literature Honors	LITH	552.00
Art	ARTS	536.54
Kendall College Art History	KCAH	533.70
E-Commerce	ECOM	528.00
Music	MUSI	524.37
Philosophy	PHIL	521.74
Business	BUSN	520.16
Kendall-Design Collaboration	KCDC	519.48
Honors	HNRS	516.91
Health Care Systems Administration	HCSA	516.23
Philosophy Honors	PHIH	516.00
Allied Health Science	CAHS	515.83

FERRIS STATE UNIVERSITY

Ranked Listing of Student Credit Hours (SCH) / Full Time Equated Faculty (FTEF) Aggregated by Course Prefix Fall + Spring Semesters 2011-2012

Course Description	Course Prefix	Student Credit Hours/ Full Time Equated Faculty (SCH/FTEF)
Advertising/Integrate Mktg Communications	AIMC	515.17
Mechanical Engineering Technology	MECH	513.58
Geology	GEOL	505.50
Criminal Justice	CRIM	499.38
Ferris State University Seminar	FSUS	497.90
Medical Record Information Systems	MRIS	494.12
Heavy Equipment Technology	HEQT	488.13
Information Security and Intel	ISIN	486.95
Reading	READ	484.92
International Business	INTB	482.14
English	ENGL	480.80
University	UNIV	478.95
Public Relations	PREL	476.35
	ENGY	476.00

FERRIS STATE UNIVERSITY

Ranked Listing of Student Credit Hours (SCH) / Full Time Equated Faculty (FTEF) Aggregated by Course Prefix Fall + Spring Semesters 2011-2012

Course Description	Course Prefix	Student Credit Hours/ Full Time Equated Faculty (SCH/FTEF)
German	GERM	473.00
Photography	PHOT	470.00
Career Exploration	CARE	461.49
Project Management	PROJ	458.18
Literature	LITR	457.39
Humanities Honors	HUMH	456.00
Welding Engineering Technology	WELD	455.10
Heavy Equipment Service Engineering Technology	HSET	454.41
Automotive Management	AMGT	451.69
CAD Drafting and Tool Design	CDTD	449.85
Nursing	NURS	440.31
Music Industry Management	MIMG	437.20
Computer Science	CPSC	433.04
Communication Honors	COMH	426.00

FERRIS STATE UNIVERSITY

Ranked Listing of Student Credit Hours (SCH) / Full Time Equated Faculty (FTEF) Aggregated by Course Prefix Fall + Spring Semesters 2011-2012

Course Description	Course Prefix	Student Credit Hours/ Full Time Equated Faculty (SCH/FTEF)
Digital Animation and Game Design	DAGD	425.31
Construction Management	CONM	414.89
Product Design Engineering Technology	PDET	406.46
Engineering Graphics	ETEC	396.94
Recreation Management and Leisure Studies	RMLS	395.50
Hospitality Management	HOMT	393.12
Manufacturing Engineering Technology	MFGE	391.79
Diagnostic Medical Sonography	SONO	391.12
Dental Hygiene	DHYG	386.21
Directed Studies	DIST	385.32
Kendall College Science	KCSC	381.24
Automotive Service Technology	AUTO	377.89
Graphic Design	GRDE	376.42
Astronomy	ASTR	369.78

FERRIS STATE UNIVERSITY

Ranked Listing of Student Credit Hours (SCH) / Full Time Equated Faculty (FTEF) Aggregated by Course Prefix Fall + Spring Semesters 2011-2012

Course Description	Course Prefix	Student Credit Hours/ Full Time Equated Faculty (SCH/FTEF)
Restaurant and Food Industry Management	RFIM	365.21
Surveying Engineering	SURE	353.64
Master of Science Information Systems Management	MISM	348.18
Printing Technology	PTEC	344.59
Electrical and Electronics Engineering Technology	EEET	344.37
Facilities Management	FMAN	340.53
Education Language Arts	EDLA	339.12
Law	LLAW	338.26
University College Program	UNCP	337.62
Kendall College Humanities	KCHU	336.50
Building Construction	BCTM	334.31
Social Work	SCWK	332.74
Master of Business Administration	MMBA	329.24
Printing Management	PMGT	328.79

FERRIS STATE UNIVERSITY

Ranked Listing of Student Credit Hours (SCH) / Full Time Equated Faculty (FTEF) Aggregated by Course Prefix Fall + Spring Semesters 2011-2012

Course Description	Course Prefix	Student Credit Hours/ Full Time Equated Faculty (SCH/FTEF)
English Professional	ENGP	325.61
Heating, Ventilation, Air Conditioning & Refrig Tec	HVAC	323.74
Applied Science	APPS	323.56
Journalism	JRNL	321.74
Plastics Engineering Technology	PLTS	321.54
Plastics/Polymer Engineering Technology	PPET	321.16
Civil Engineering	CENG	317.41
Architectural Technology	ARCH	317.03
Child Development	EDCD	315.73
Educational Career Technical Education	ECTE	314.69
Clinical Laboratory Science	CLLS	311.28
Computer Information Tech Systems	CITS	298.96
Education	EDUC	298.51
Kendall College Social Science	KCSS	296.32

FERRIS STATE UNIVERSITY

Ranked Listing of Student Credit Hours (SCH) / Full Time Equated Faculty (FTEF) Aggregated by Course Prefix Fall + Spring Semesters 2011-2012

Course Description	Course Prefix	Student Credit Hours/ Full Time Equated Faculty (SCH/FTEF)
Television Production	TVPR	295.63
Kendall College Design Studies	KCDS	292.95
Anthropology Honors	ANHH	292.50
Education Reading Language Arts	ERLA	291.65
Kendall-Fashion Studies	KCFS	290.91
Theater Honors	THTH	288.00
Manufacturing Tooling Technology	MFGT	283.18
Geographic Information Science	GISC	282.65
Computer Network and Systems	ECNS	278.62
Optometry	OPTM	271.97
English Second Language Speaking	ESLS	266.67
Kendall Photography	KCPH	264.23
Software Engineering	SENG	261.82
Education Physical Education	EDPE	256.24

FERRIS STATE UNIVERSITY

Ranked Listing of Student Credit Hours (SCH) / Full Time Equated Faculty (FTEF) Aggregated by Course Prefix Fall + Spring Semesters 2011-2012

Course Description	Course Prefix	Student Credit Hours/ Full Time Equated Faculty (SCH/FTEF)
New Media Printing and Publishing	NMPP	253.85
Education Special Needs	ESPN	253.11
Kendall College Illustration	KCIL	246.14
English Second Language Prog	ESLP	244.86
Kendall-Graphic Design	KCGD	243.77
English Second Language Read	ESLR	237.60
English Second Language Grammer	ESLG	234.00
Kendall College Fine Arts	KCFA	230.85
Integrated Biology	INBI	226.55
Kendall Drawing	KCDR	223.52
Educational Leadership	EDLE	216.13
Kendall College Interior Design	KCID	213.10
Kendall-Painting	KCPA	202.38
Horticulture	HORT	194.20

FERRIS STATE UNIVERSITY

Ranked Listing of Student Credit Hours (SCH) / Full Time Equated Faculty (FTEF) Aggregated by Course Prefix Fall + Spring Semesters 2011-2012

Course Description	Course Prefix	Student Credit Hours/ Full Time Equated Faculty (SCH/FTEF)
Kendall Sculpture/Functional Art	KCSF	193.46
Real Estate	REAL	192.00
Kendall College Industrial Design	KCIN	186.56
Education-Get Promoted	EDGP	174.93
Kendall Printmaking	KCPR	174.78
Pharmacy Practice	PHPR	169.88
English Second Language Write	ESLW	164.27
Kendall-Graduate Fine Arts	KGFA	163.10
Kendall College Digital Media	KCDM	161.81
Rubber Technology	RUBR	156.13
Kendall-Graduate Art History	KGAH	155.58
Theater	THTR	152.18
Civil Engineering Technology	CETM	151.34
Kendall College Furniture Design	KCFD	150.06

FERRIS STATE UNIVERSITY

Ranked Listing of Student Credit Hours (SCH) / Full Time Equated Faculty (FTEF) Aggregated by Course Prefix Fall + Spring Semesters 2011-2012

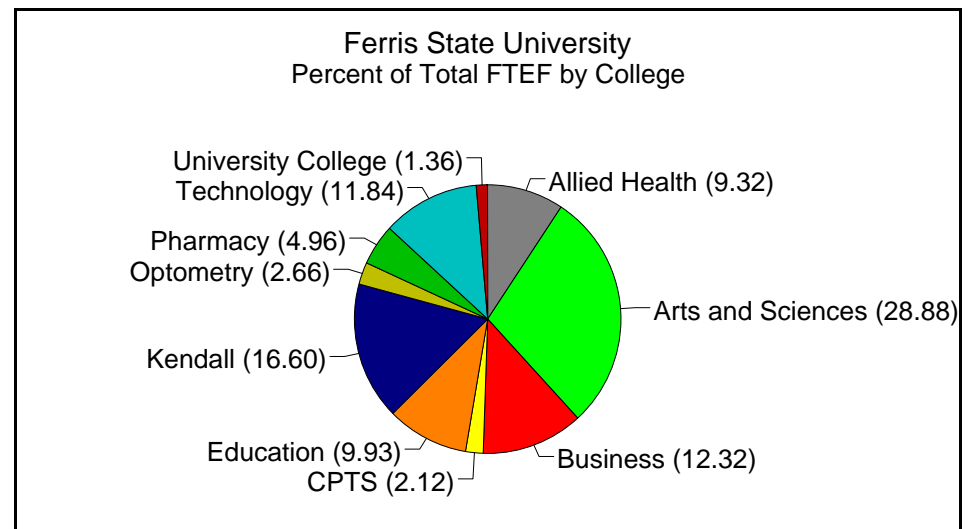
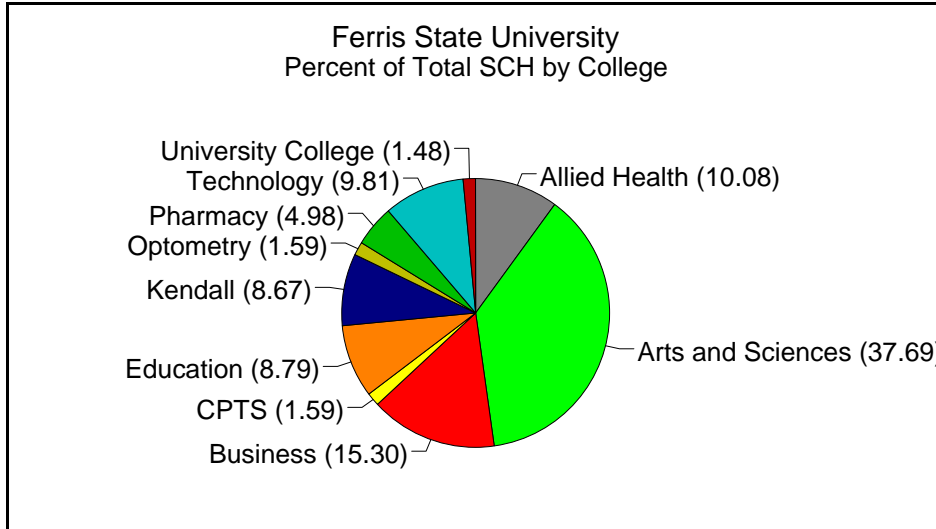
Course Description	Course Prefix	Student Credit Hours/ Full Time Equated Faculty (SCH/FTEF)
Kendall-Graduate Photography	KGPH	131.56
Kendall Education	KCED	128.43
Kendall-Graduate Painting	KGPA	118.61
Kendall-Design	KDES	118.18
Kendall-Graduate Drawing	KGDR	112.91
Molecular Diagnostics	DMOL	109.47
Kendall Metals/Jewelry Design	KCMJ	105.12
Kendall-Graduate Printmaking	KGPR	88.52
Kendall-Graduate Art Education	KGED	79.98
Kendall College Historic Preservation	KCHP	69.53
Accelerated English Second Language	AESL	

Ferris State University

Student Credit Hours (SCH) and Full Time Equated Faculty (FTEF) by College

Fall and Spring Terms Combined 2011-2012

By College



College	SCH	FTEF
Allied Health	32,549.00	66.23
Arts and Sciences	121,726.00	205.18
Business	49,413.00	87.52
CPTS	5,129.00	15.09
Education	28,387.00	70.57
Kendall	28,013.00	117.97
Optometry	5,148.00	18.93
Pharmacy	16,084.50	35.26
Technology	31,686.00	84.12
University College	4,795.00	9.64

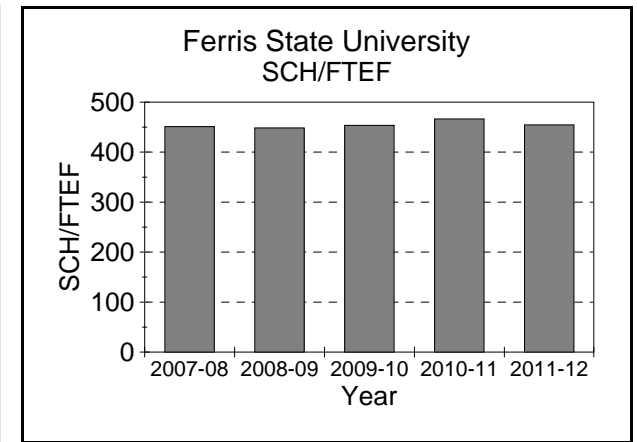
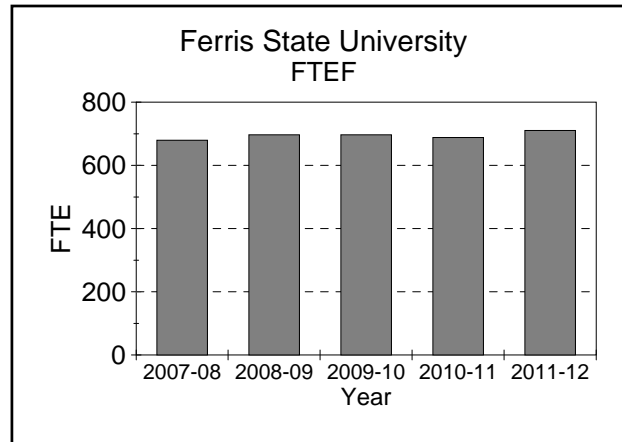
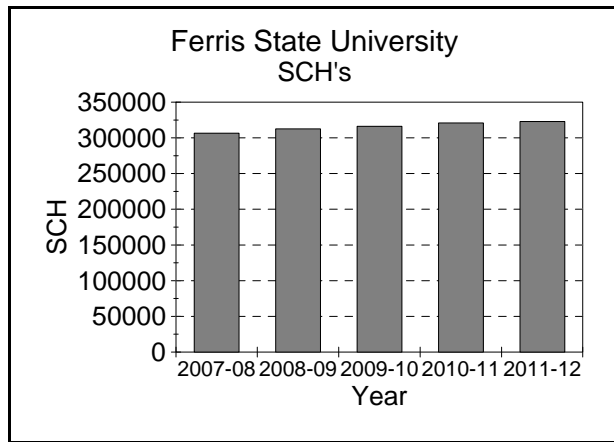
Source: Office of Institutional Research, g:\...\facload\1112\prdupnie.rsl

Ferris State University

Student Credit Hours (SCH), Full Time Equated Faculty (FTEF) and SCH/FTEF Aggregated by University

Fall and Spring Terms Combined

FSU



<u>Year</u>	<u>SCH</u>	<u>FTEF</u>	<u>SCH/FTEF</u>
2007-08	306,480.00	679.74	450.88
2008-09	312,569.50	696.74	448.62
2009-10	316,085.00	696.69	453.69
2010-11	320,888.50	688.18	466.28
2011-12	322,930.50	710.50	454.51

Caution: When viewing graphs, please note the differences in scales

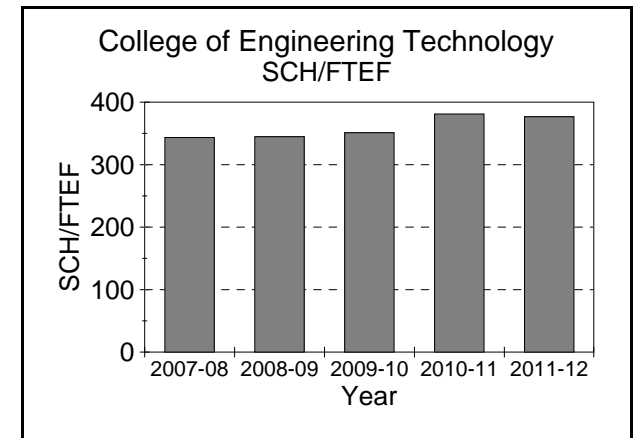
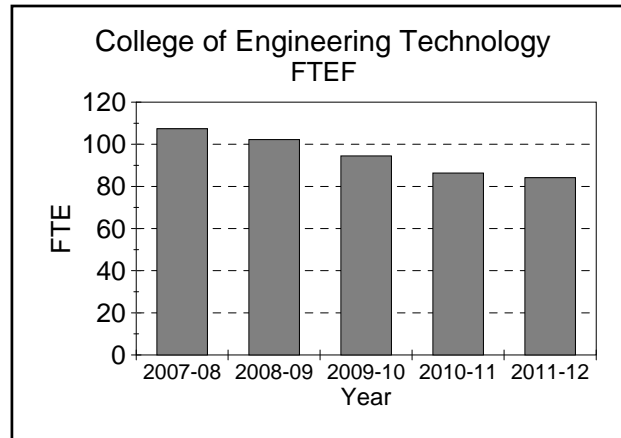
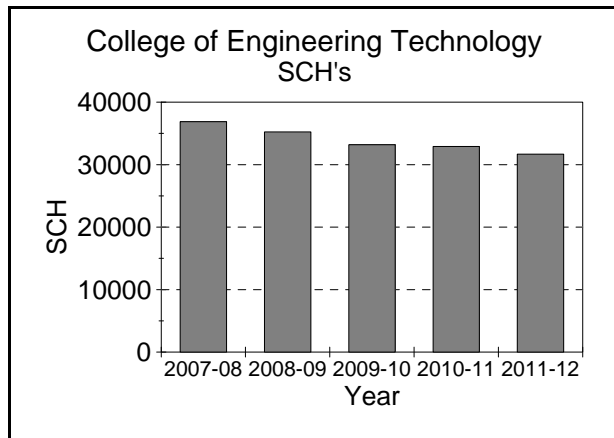
Source: Office of Institutional Research, g:\...fload\1112\prdungr.rsl

Ferris State University

Student Credit Hours (SCH), Full Time Equated Faculty (FTEF) and SCH/FTEF Aggregated by College

Fall and Spring Terms Combined

College of Engineering Technology



<u>Year</u>	<u>SCH</u>	<u>FTEF</u>	<u>SCH/FTEF</u>
2007-08	36,881.00	107.42	343.32
2008-09	35,232.00	102.19	344.77
2009-10	33,180.00	94.49	351.15
2010-11	32,894.00	86.34	380.99
2011-12	31,686.00	84.12	376.69

Caution: When viewing graphs, please note the differences in scales

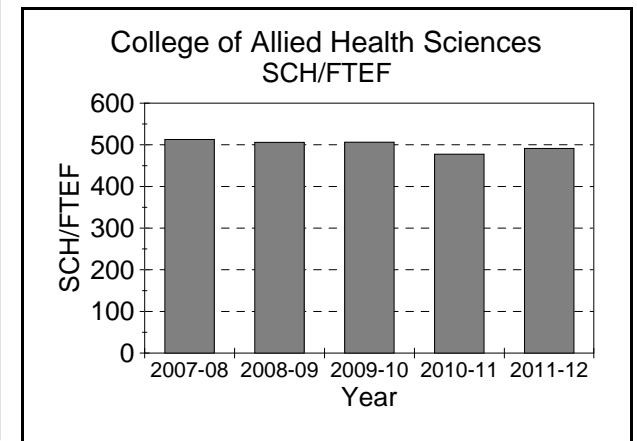
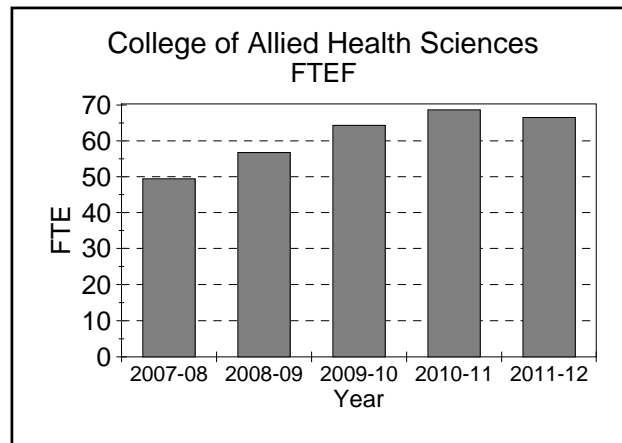
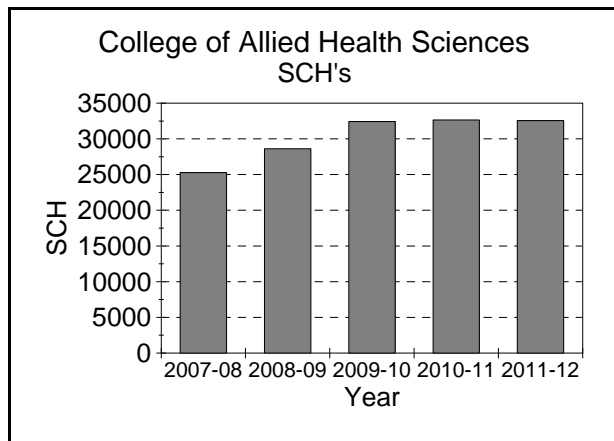
Source: Office of Institutional Research, g:\...\facload\1112\prdtgr.rsl

Ferris State University

Student Credit Hours (SCH), Full Time Equated Faculty (FTEF) and SCH/FTEF Aggregated by College

Fall and Spring Terms Combined

College of Allied Health Sciences



<u>Year</u>	<u>SCH</u>	<u>FTEF</u>	<u>SCH/FTEF</u>
2007-08	25,276.00	49.30	512.68
2008-09	28,619.00	56.56	505.99
2009-10	32,414.00	64.05	506.09
2010-11	32,645.00	68.36	477.54
2011-12	32,549.00	66.23	491.43

Caution: When viewing graphs, please note the differences in scales

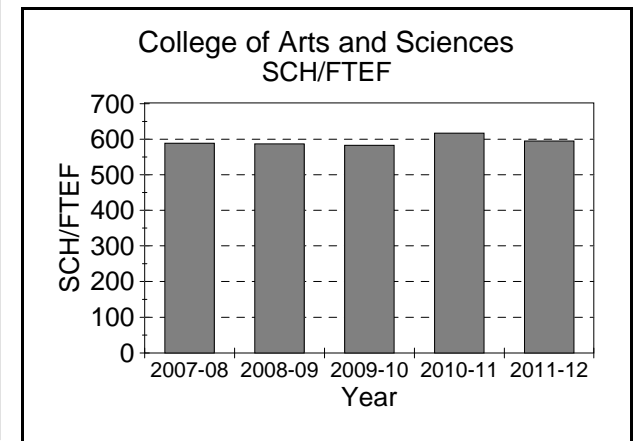
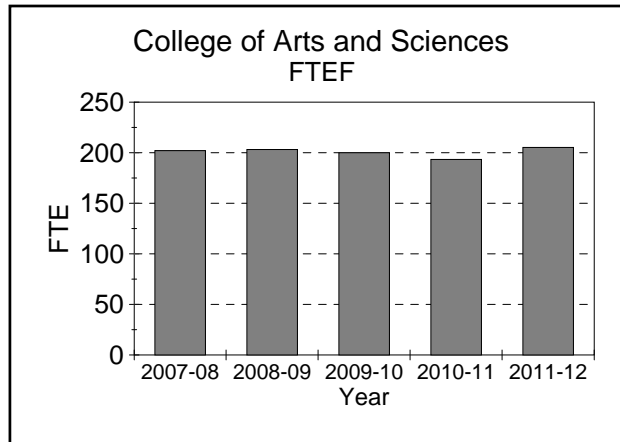
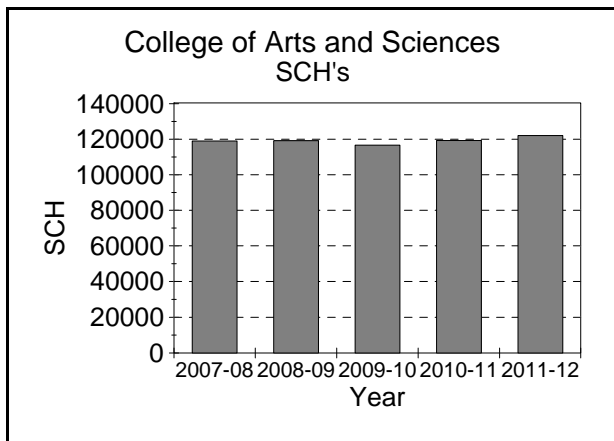
Source: Office of Institutional Research, g:\...\facload\1112\prdahgr.rsl

Ferris State University

Student Credit Hours (SCH), Full Time Equated Faculty (FTEF) and SCH/FTEF Aggregated by College

Fall and Spring Terms Combined

College of Arts and Sciences



<u>Year</u>	<u>SCH</u>	<u>FTEF</u>	<u>SCH/FTEF</u>
2007-08	118,662.00	202.04	587.32
2008-09	118,872.00	203.09	585.33
2009-10	116,321.00	200.05	581.45
2010-11	118,911.00	193.28	615.22
2011-12	121,726.00	205.18	593.28

Caution: When viewing graphs, please note the differences in scales

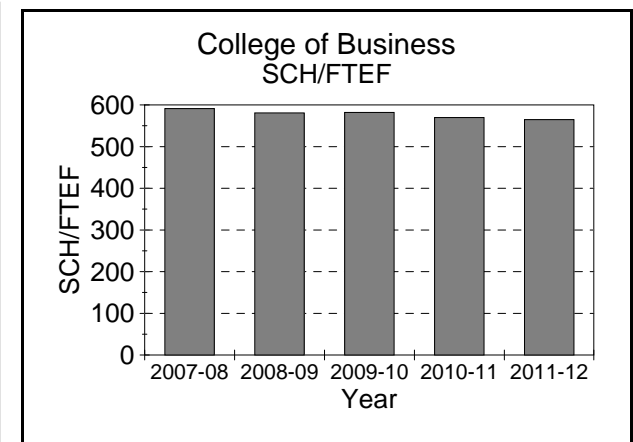
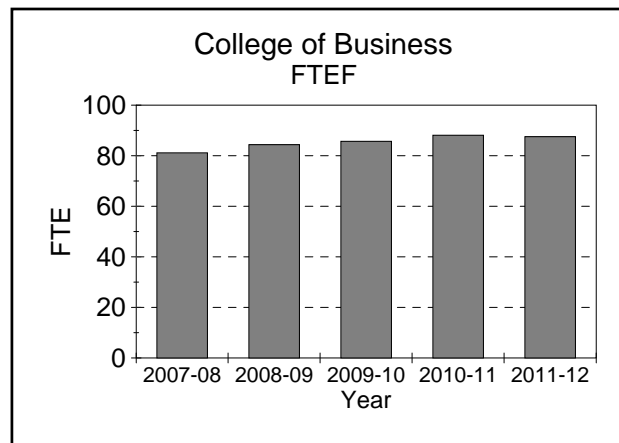
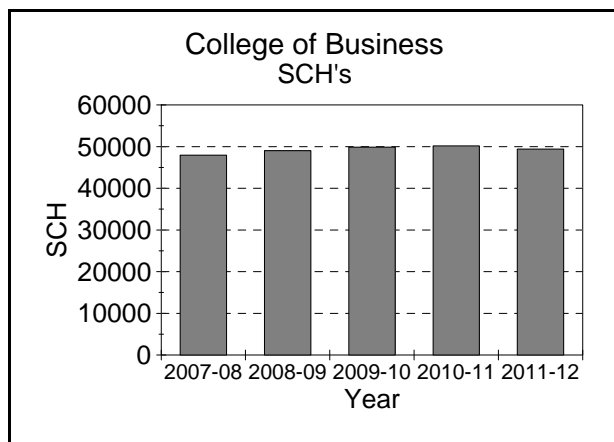
Source: Office of Institutional Research, g:\...fload\1112\prdasgr.rsl

Ferris State University

Student Credit Hours (SCH), Full Time Equated Faculty (FTEF) and SCH/FTEF Aggregated by College

Fall and Spring Terms Combined

College of Business



<u>Year</u>	<u>SCH</u>	<u>FTEF</u>	<u>SCH/FTEF</u>
2007-08	47,956.00	81.13	591.07
2008-09	49,003.00	84.37	580.78
2009-10	49,853.00	85.68	581.87
2010-11	50,183.00	88.09	569.69
2011-12	49,413.00	87.52	564.60

Caution: When viewing graphs, please note the differences in scales

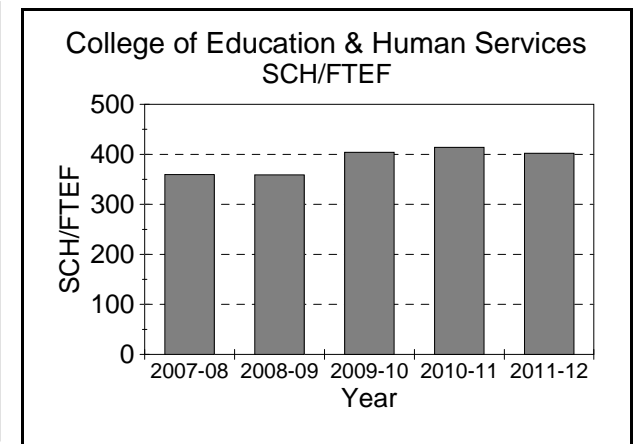
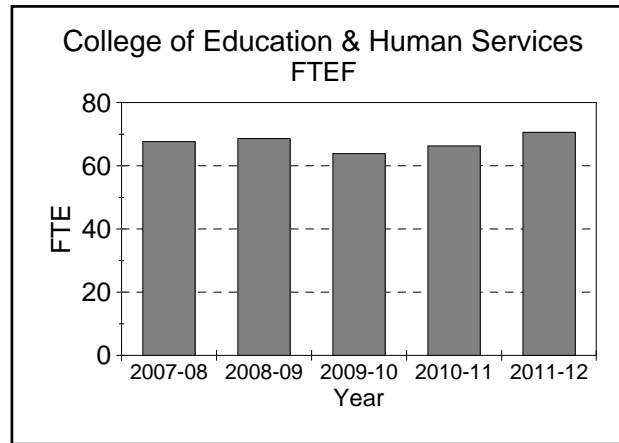
Source: Office of Institutional Research, g:\...load\1112\prdbmgr.rsl

Ferris State University

Student Credit Hours (SCH), Full Time Equated Faculty (FTEF) and SCH/FTEF Aggregated by College

Fall and Spring Terms Combined

College of Education & Human Services



<u>Year</u>	<u>SCH</u>	<u>FTEF</u>	<u>SCH/FTEF</u>
2007-08	24,324.00	67.67	359.47
2008-09	24,626.00	68.61	358.90
2009-10	25,806.00	63.86	404.13
2010-11	27,437.00	66.28	413.95
2011-12	28,387.00	70.57	402.24

Caution: When viewing graphs, please note the differences in scales

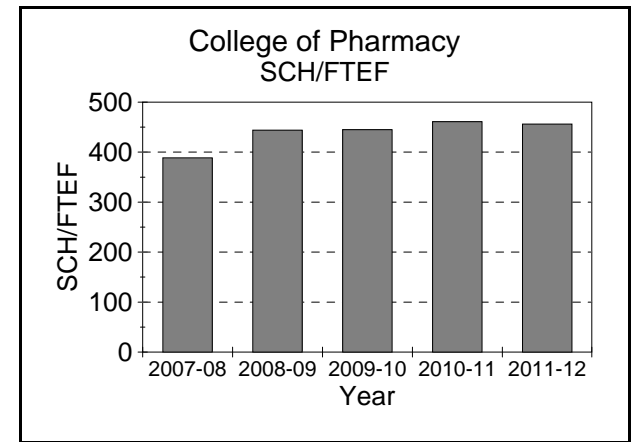
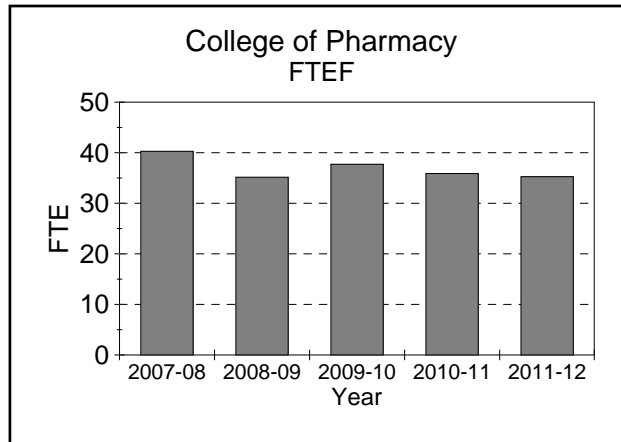
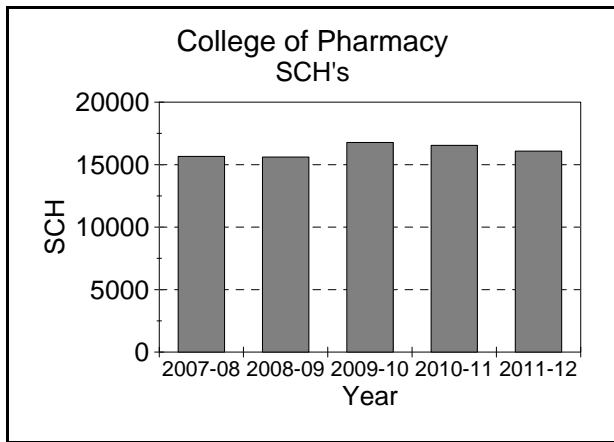
Source: Office of Institutional Research, g:\...\facload\1112\prdedgr.rsl

Ferris State University

Student Credit Hours (SCH), Full Time Equated Faculty (FTEF) and SCH/FTEF Aggregated by College

Fall and Spring Terms Combined

College of Pharmacy



<u>Year</u>	<u>SCH</u>	<u>FTEF</u>	<u>SCH/FTEF</u>
2007-08	15,656.00	40.29	388.63
2008-09	15,611.50	35.17	443.83
2009-10	16,774.00	37.71	444.82
2010-11	16,545.50	35.89	460.98
2011-12	16,084.50	35.26	456.20

Caution: When viewing graphs, please note the differences in scales

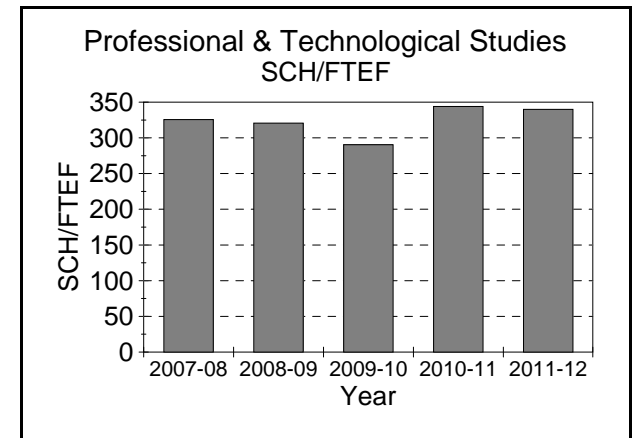
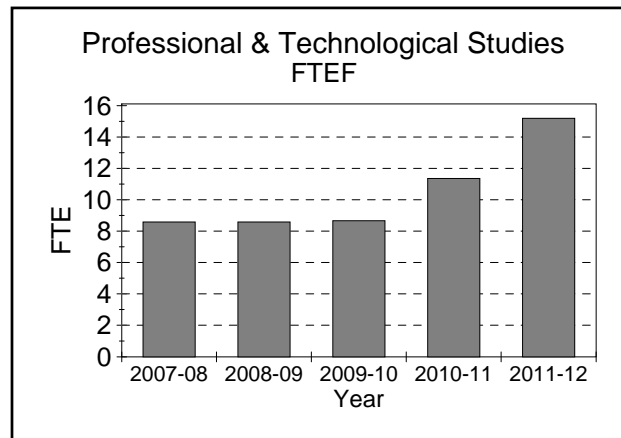
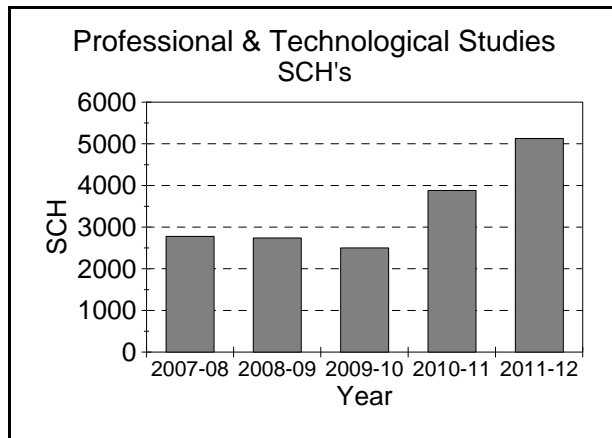
Source: Office of Institutional Research, g:\...\facload\1112\prdpngr.rsl

Ferris State University

Student Credit Hours (SCH), Full Time Equated Faculty (FTEF) and SCH/FTEF Aggregated by Department

Fall and Spring Terms Combined

College of Professional & Technological Studies



<u>Year</u>	<u>SCH</u>	<u>FTEF</u>	<u>SCH/FTEF</u>
2007-08	2,777.00	8.53	325.66
2008-09	2,737.00	8.53	320.74
2009-10	2,501.00	8.61	290.39
2010-11	3,879.00	11.28	343.95
2011-12	5,129.00	15.09	339.99

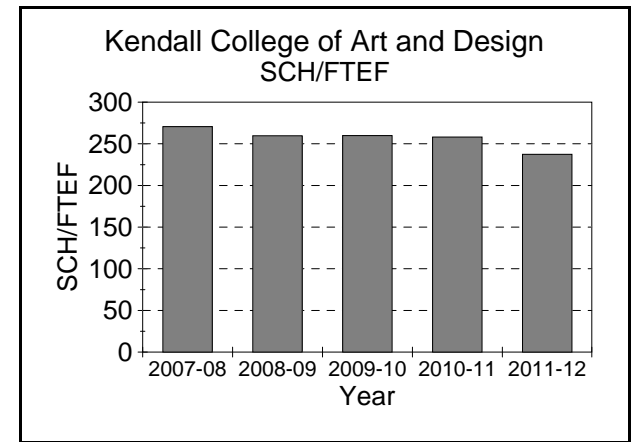
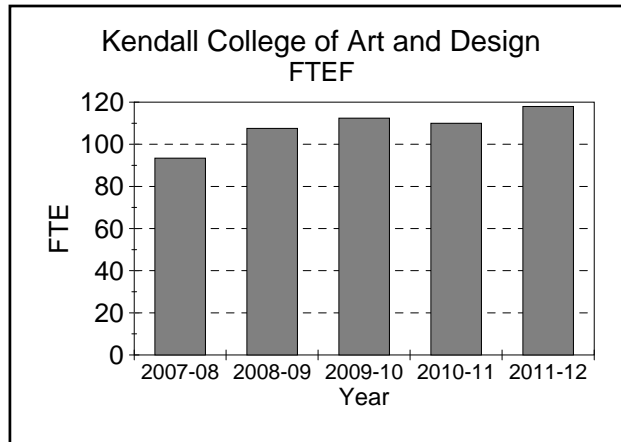
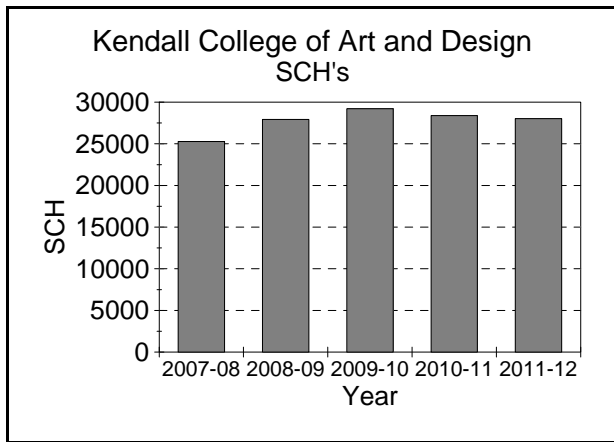
Caution: When viewing graphs, please note the differences in scales
Source: Office of Institutional Research, g:\...\facload\1112\prdpgr.rsl

Ferris State University

Student Credit Hours (SCH), Full Time Equated Faculty (FTEF) and SCH/FTEF Aggregated by College

Fall and Spring Terms Combined

Kendall College of Art and Design



<u>Year</u>	<u>SCH</u>	<u>FTEF</u>	<u>SCH/FTEF</u>
2007-08	25,266.00	93.38	270.57
2008-09	27,925.00	107.52	259.73
2009-10	29,204.00	112.39	259.84
2010-11	28,379.00	109.94	258.12
2011-12	28,013.00	117.97	237.45

Caution: When viewing graphs, please note the differences in scales

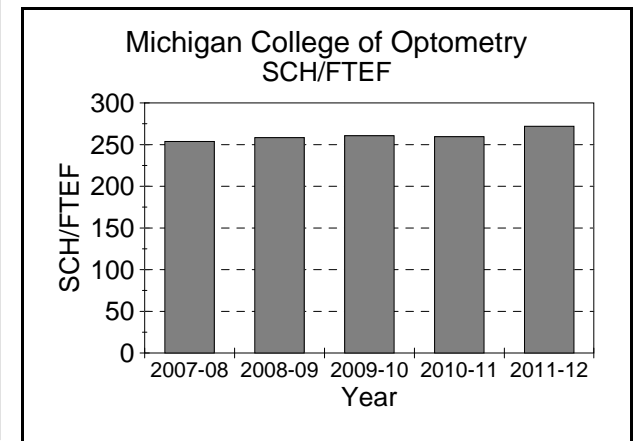
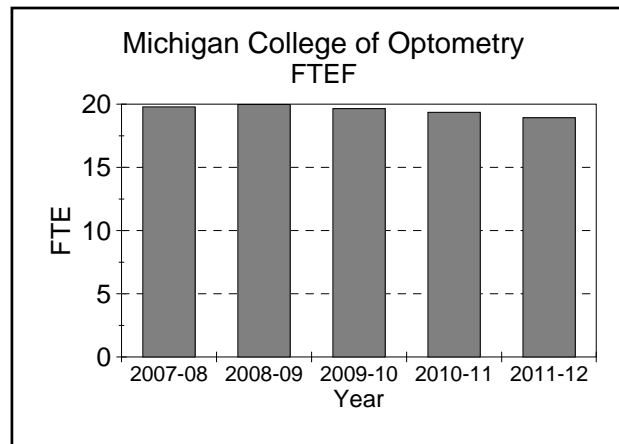
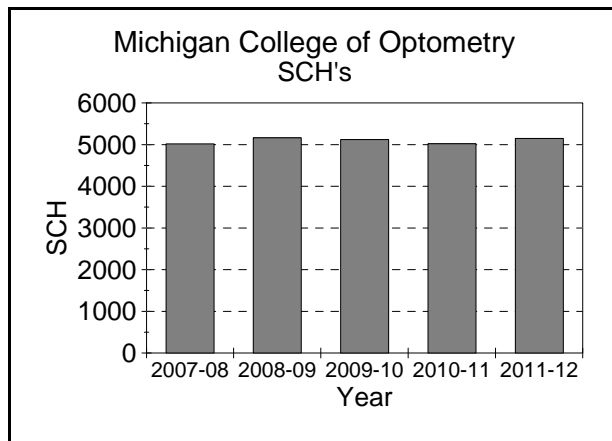
Source: Office of Institutional Research, g:\...\facload\1112\prdkcgr.rsl

Ferris State University

Student Credit Hours (SCH), Full Time Equated Faculty (FTEF) and SCH/FTEF Aggregated by College

Fall and Spring Terms Combined

Michigan College of Optometry



<u>Year</u>	<u>SCH</u>	<u>FTEF</u>	<u>SCH/FTEF</u>
2007-08	5,018.00	19.78	253.71
2008-09	5,162.00	19.98	258.33
2009-10	5,122.00	19.65	260.71
2010-11	5,023.00	19.35	259.55
2011-12	5,148.00	18.93	271.97

Caution: When viewing graphs, please note the differences in scales

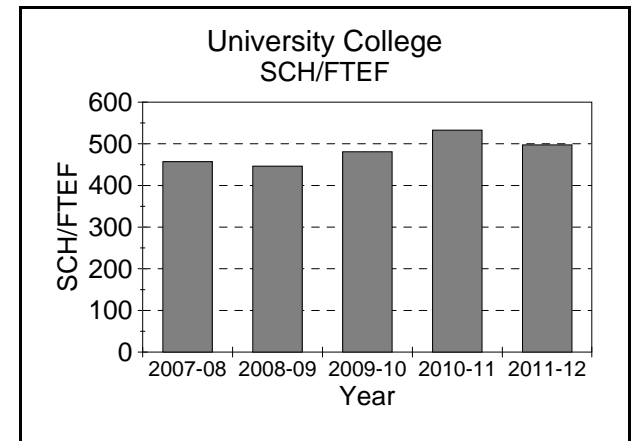
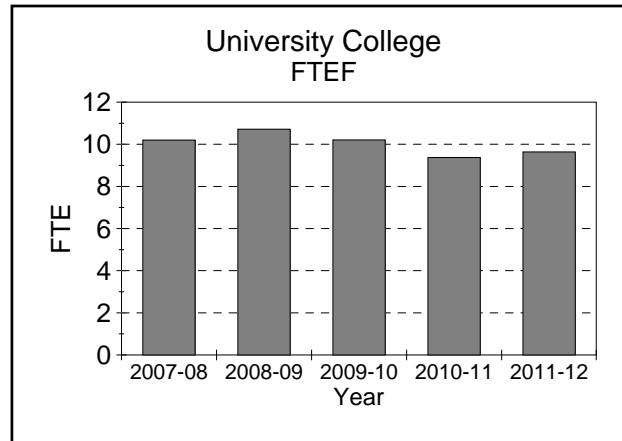
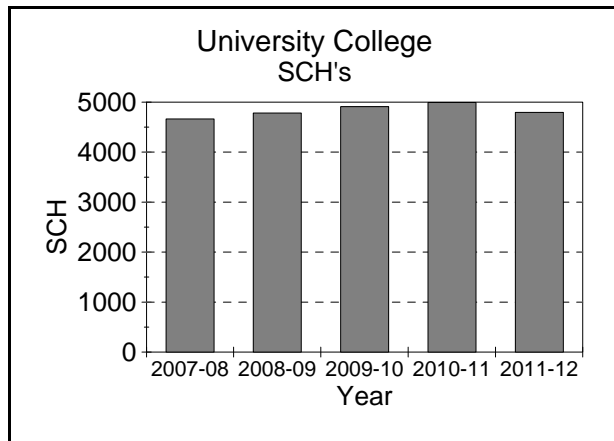
Source: Office of Institutional Research, g:\...fload\0910\prdogr.rsl

Ferris State University

Student Credit Hours (SCH), Full Time Equated Faculty (FTEF) and SCH/FTEF Aggregated by College

Fall and Spring Terms Combined

University College



<u>Year</u>	<u>SCH</u>	<u>FTEF</u>	<u>SCH/FTEF</u>
2007-08	4,664.00	10.20	457.29
2008-09	4,782.00	10.72	446.24
2009-10	4,910.00	10.21	481.06
2010-11	4,992.00	9.37	532.82
2011-12	4,795.00	9.64	497.52

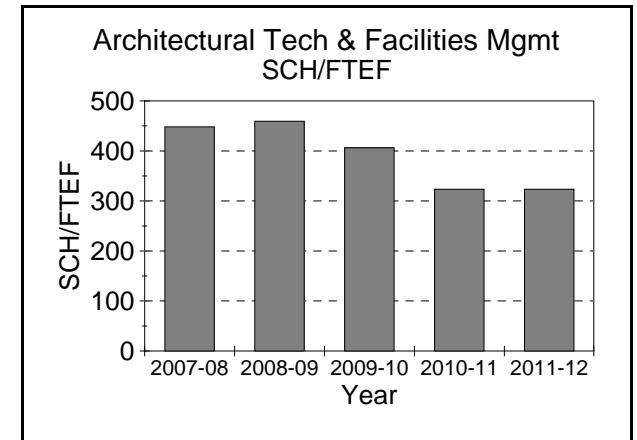
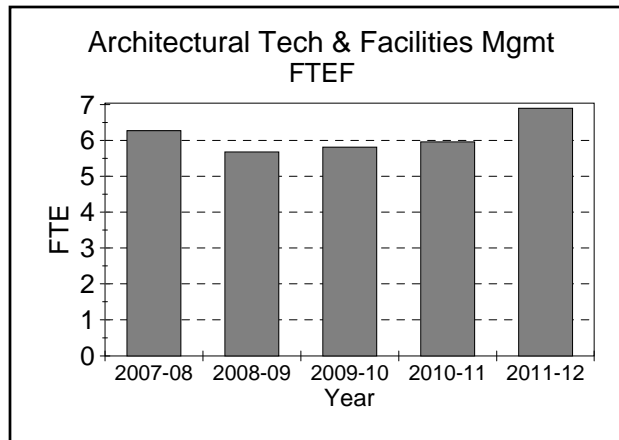
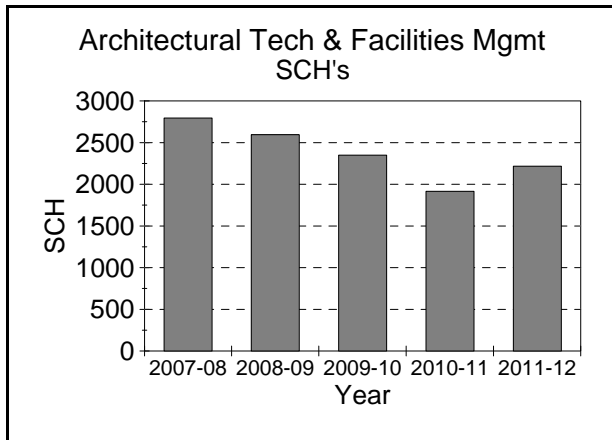
Caution: When viewing graphs, please note the differences in scales
Source: Office of Institutional Research, g:\...fload\1112\prducgr.rsl

Ferris State University

Student Credit Hours (SCH), Full Time Equated Faculty (FTEF) and SCH/FTEF Aggregated by Department

Fall and Spring Terms Combined

Architectural Tech & Facilities Mgmt (College of Engineering Technology)



<u>Year</u>	<u>SCH</u>	<u>FTEF</u>	<u>SCH/FTEF</u>
2007-08	2,795.00	6.24	448.04
2008-09	2,595.00	5.65	459.29
2009-10	2,349.00	5.78	406.29
2010-11	1,916.00	5.93	323.33
2011-12	2,217.00	6.86	323.40

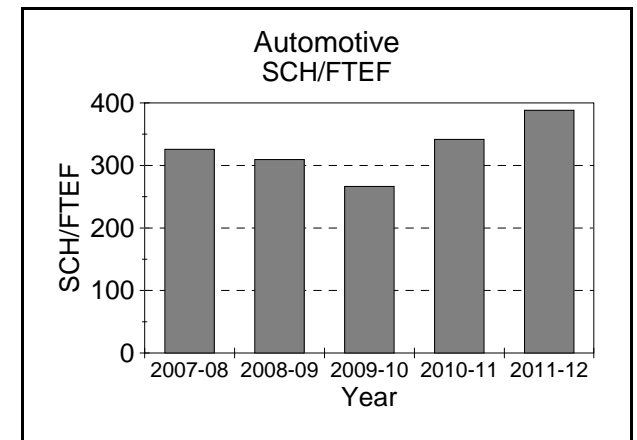
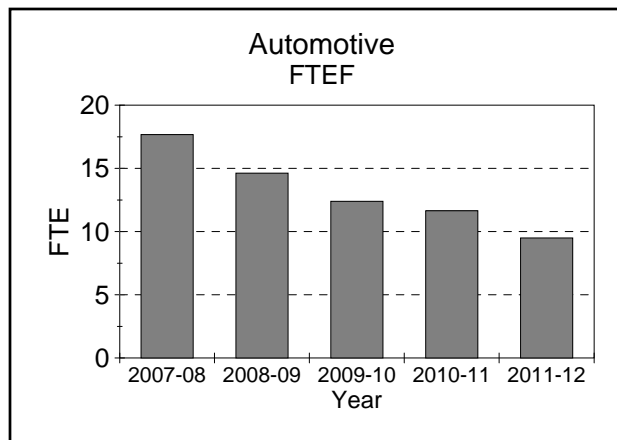
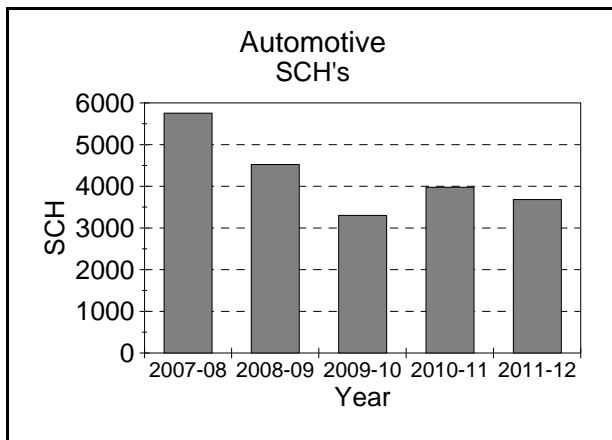
Caution: When viewing graphs, please note the differences in scales
Source: Office of Institutional Research, g:\...fload\1112\prte1g.rsl

Ferris State University

Student Credit Hours (SCH), Full Time Equated Faculty (FTEF) and SCH/FTEF Aggregated by Department

Fall and Spring Terms Combined

Automotive (College of Engineering Technology)



<u>Year</u>	<u>SCH</u>	<u>FTEF</u>	<u>SCH/FTEF</u>
2007-08	5,756.00	17.67	325.75
2008-09	4,522.00	14.62	309.41
2009-10	3,302.00	12.39	266.53
2010-11	3,977.00	11.64	341.77
2011-12	3,683.00	9.49	388.24

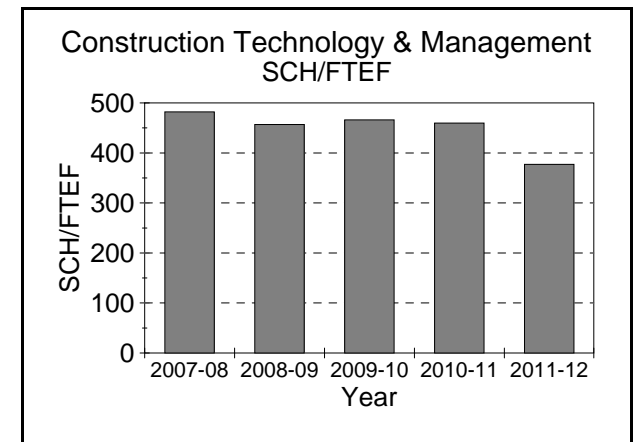
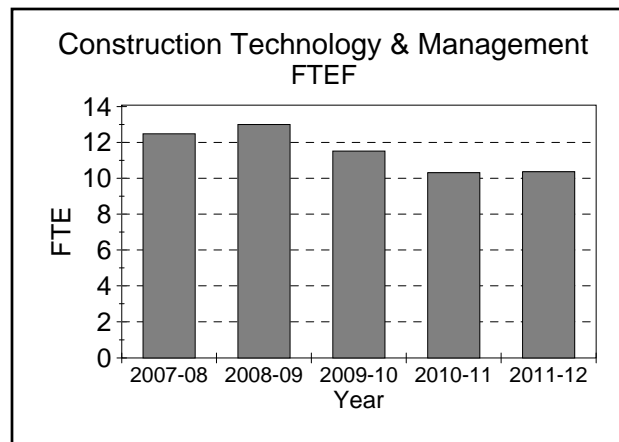
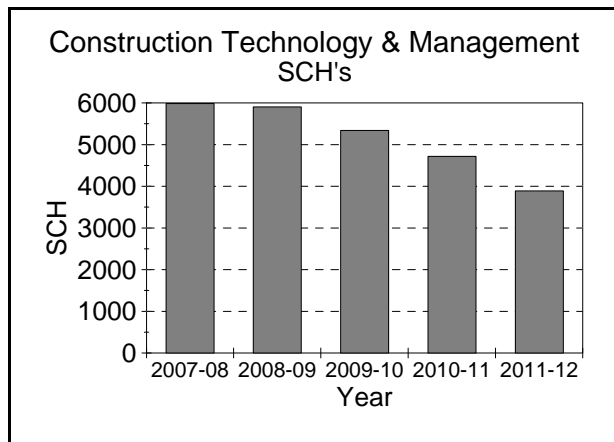
Caution: When viewing graphs, please note the differences in scales
Source: Office of Institutional Research, g:\...vacload\1112\prte2g.rsl

Ferris State University

Student Credit Hours (SCH), Full Time Equated Faculty (FTEF) and SCH/FTEF Aggregated by Department

Fall and Spring Terms Combined

Construction Technology & Management (College of Engineering Technology)



<u>Year</u>	<u>SCH</u>	<u>FTEF</u>	<u>SCH/FTEF</u>
2007-08	5,984.00	12.41	482.08
2008-09	5,903.00	12.93	456.71
2009-10	5,340.00	11.46	466.06
2010-11	4,718.00	10.26	459.81
2011-12	3,888.00	10.31	377.05

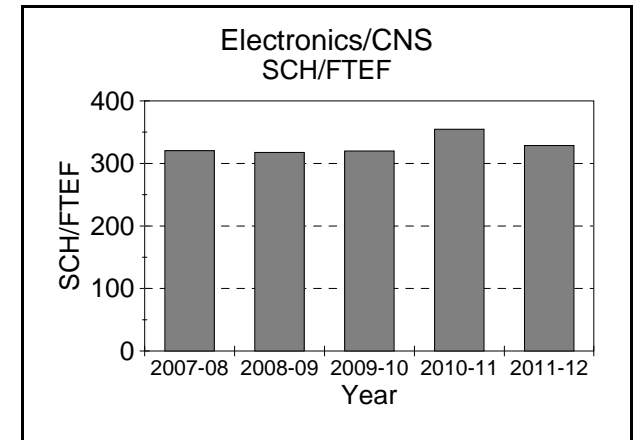
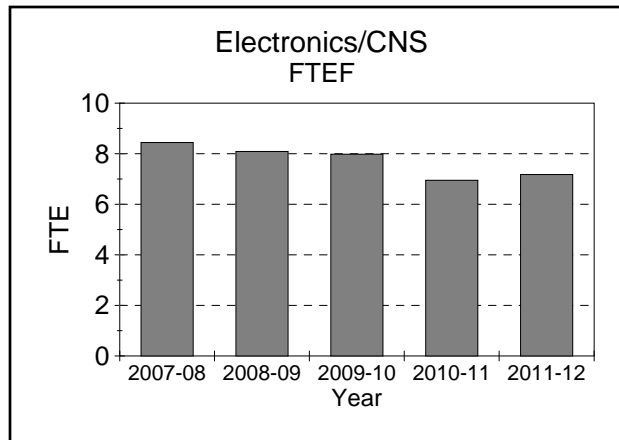
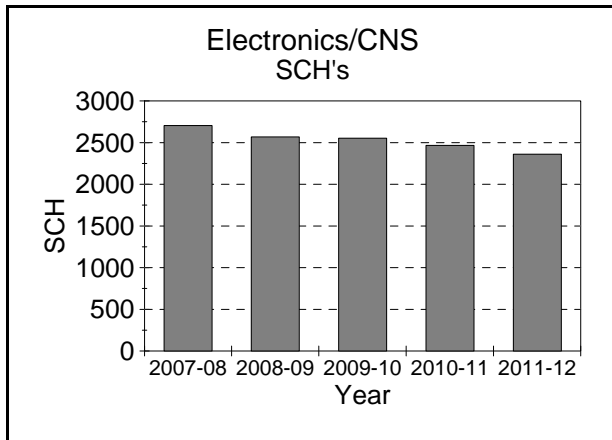
Caution: When viewing graphs, please note the differences in scales
Source: Office of Institutional Research, g:\...load\1112\prdt3g.rsl

Ferris State University

Student Credit Hours (SCH), Full Time Equated Faculty (FTEF) and SCH/FTEF Aggregated by Department

Fall and Spring Terms Combined

Electronics/CNS (College of Engineering Technology)



<u>Year</u>	<u>SCH</u>	<u>FTEF</u>	<u>SCH/FTEF</u>
2007-08	2,705.00	8.44	320.47
2008-09	2,569.00	8.09	317.55
2009-10	2,553.00	7.98	319.92
2010-11	2,466.00	6.95	354.82
2011-12	2,360.00	7.18	328.72

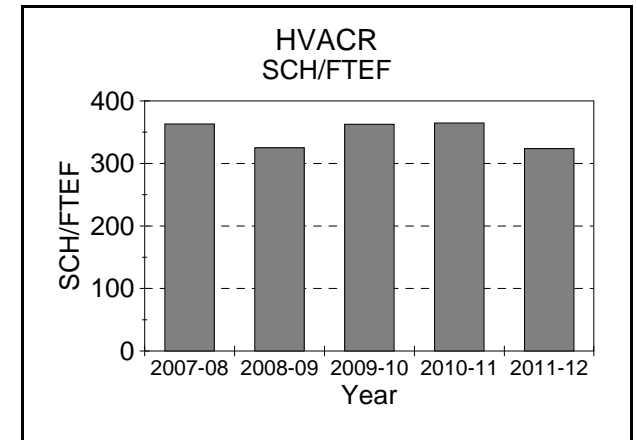
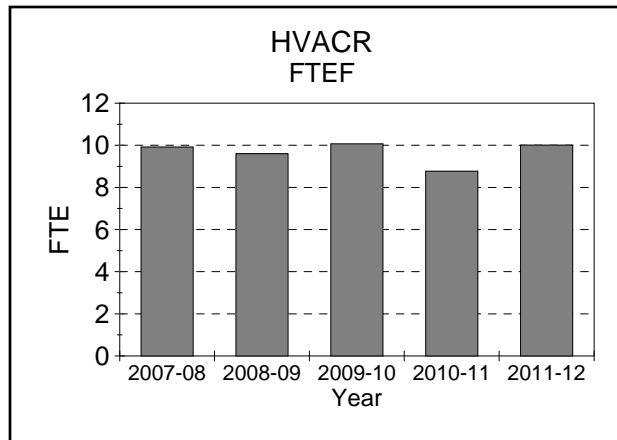
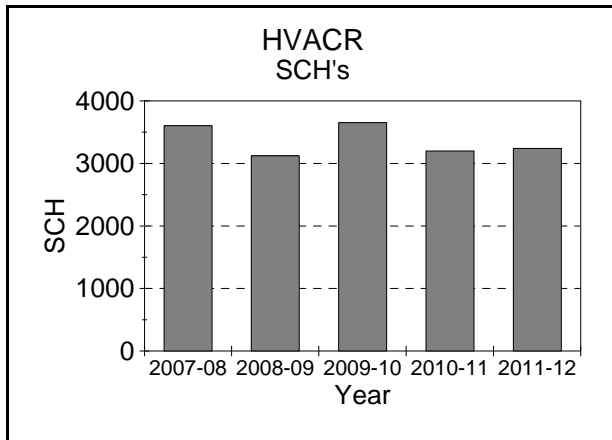
Caution: When viewing graphs, please note the differences in scales
Source: Office of Institutional Research, g:\...facload\1112\prdt4g.rsl

Ferris State University

Student Credit Hours (SCH), Full Time Equated Faculty (FTEF) and SCH/FTEF Aggregated by Department

Fall and Spring Terms Combined

HVACR (College of Engineering Technology)



<u>Year</u>	<u>SCH</u>	<u>FTEF</u>	<u>SCH/FTEF</u>
2007-08	3,604.00	9.92	363.18
2008-09	3,121.00	9.60	325.10
2009-10	3,652.00	10.07	362.68
2010-11	3,198.00	8.77	364.71
2011-12	3,239.00	10.01	323.74

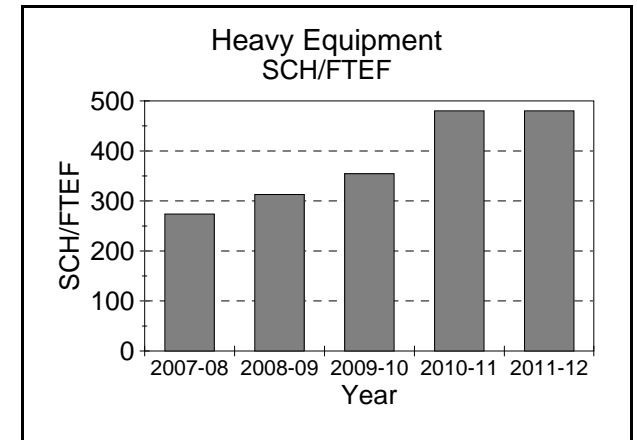
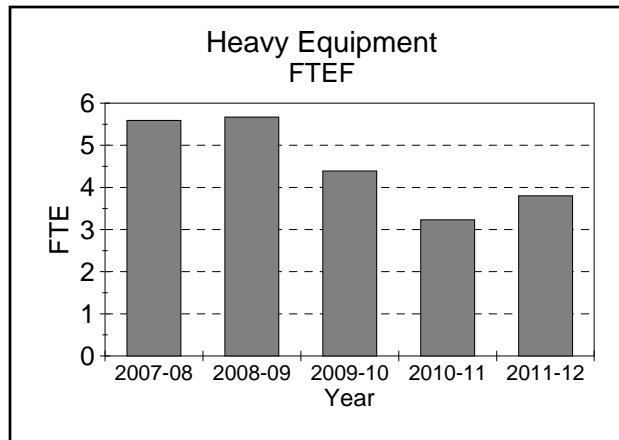
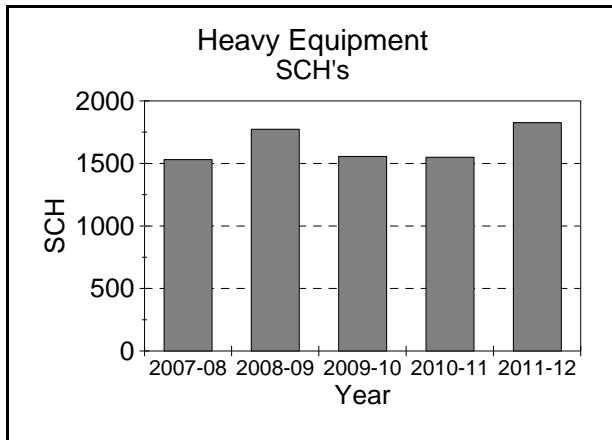
Caution: When viewing graphs, please note the differences in scales
Source: Office of Institutional Research, g:\...fload\1112\prdte5g.rsl

Ferris State University

Student Credit Hours (SCH), Full Time Equated Faculty (FTEF) and SCH/FTEF Aggregated by Department

Fall and Spring Terms Combined

Heavy Equipment (College of Engineering Technology)



<u>Year</u>	<u>SCH</u>	<u>FTEF</u>	<u>SCH/FTEF</u>
2007-08	1,531.00	5.59	273.88
2008-09	1,774.00	5.67	312.87
2009-10	1,556.00	4.39	354.42
2010-11	1,550.00	3.23	480.28
2011-12	1,826.00	3.80	480.09

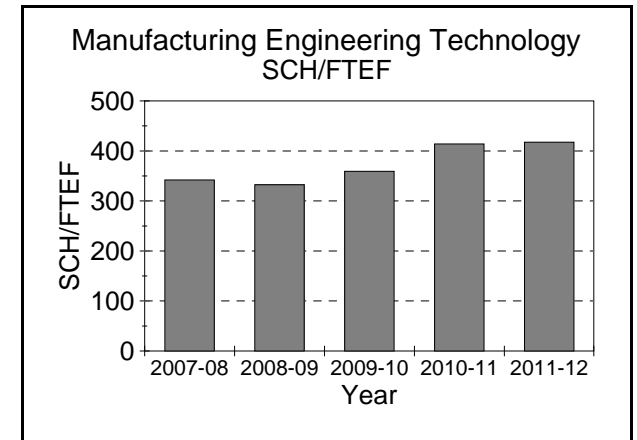
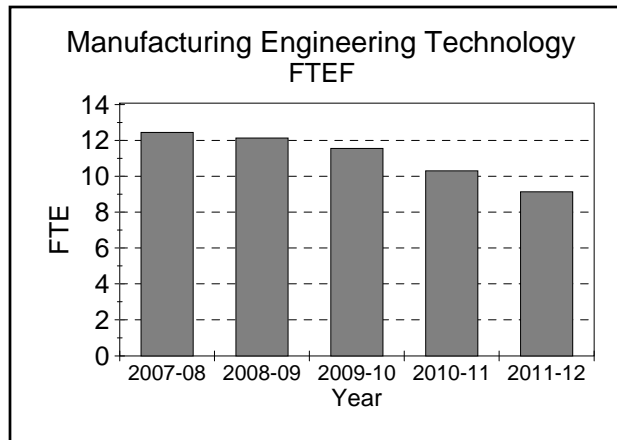
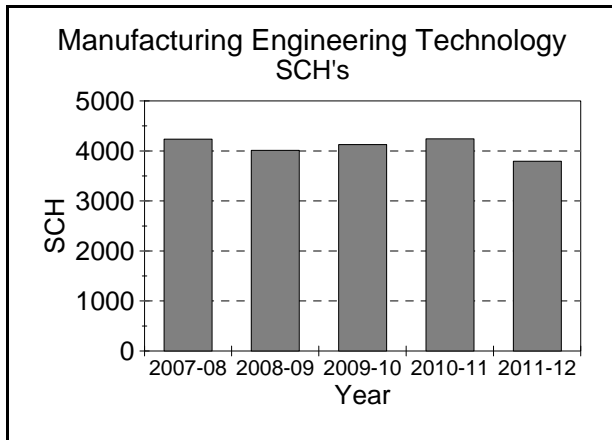
Caution: When viewing graphs, please note the differences in scales
Source: Office of Institutional Research, g:\...fload\1112\prdt6g.rsl

Ferris State University

Student Credit Hours (SCH), Full Time Equated Faculty (FTEF) and SCH/FTEF Aggregated by Department

Fall and Spring Terms Combined

Manufacturing Engineering Technology (College of Engineering Technology)



<u>Year</u>	<u>SCH</u>	<u>FTEF</u>	<u>SCH/FTEF</u>
2007-08	4,234.00	12.38	342.11
2008-09	4,010.00	12.07	332.23
2009-10	4,128.00	11.49	359.22
2010-11	4,243.00	10.25	413.99
2011-12	3,794.00	9.09	417.49

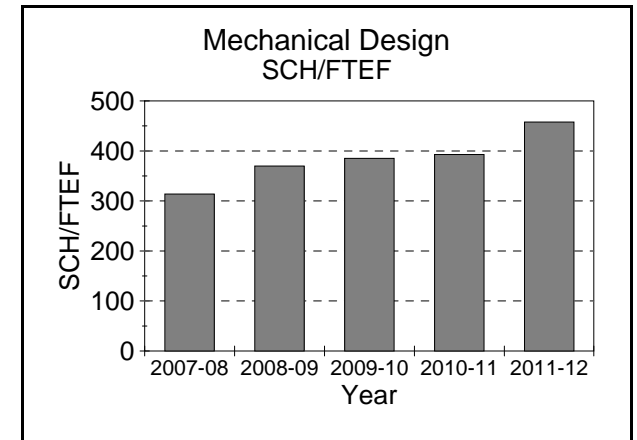
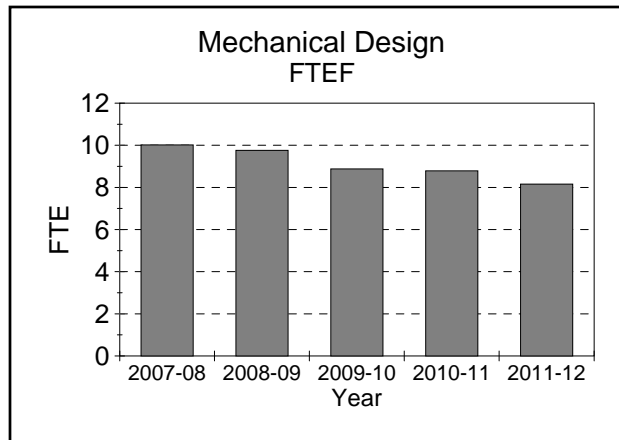
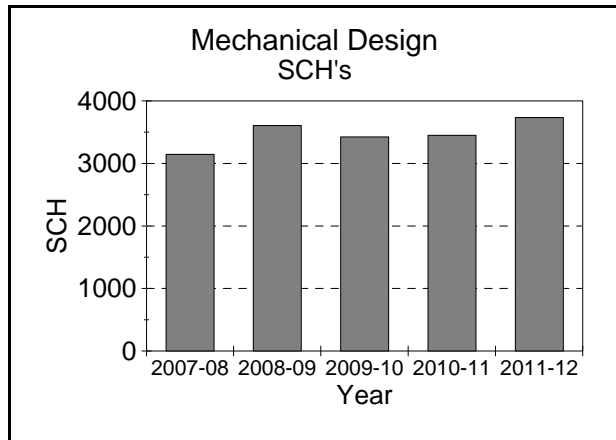
Caution: When viewing graphs, please note the differences in scales
Source: Office of Institutional Research, g:\...facload\1112\prdt7g.rsl

Ferris State University

Student Credit Hours (SCH), Full Time Equated Faculty (FTEF) and SCH/FTEF Aggregated by Department

Fall and Spring Terms Combined

Mechanical Design (College of Engineering Technology)



<u>Year</u>	<u>SCH</u>	<u>FTEF</u>	<u>SCH/FTEF</u>
2007-08	3,144.00	10.02	313.85
2008-09	3,606.00	9.76	369.66
2009-10	3,423.00	8.88	385.30
2010-11	3,451.00	8.79	392.70
2011-12	3,735.00	8.16	457.78

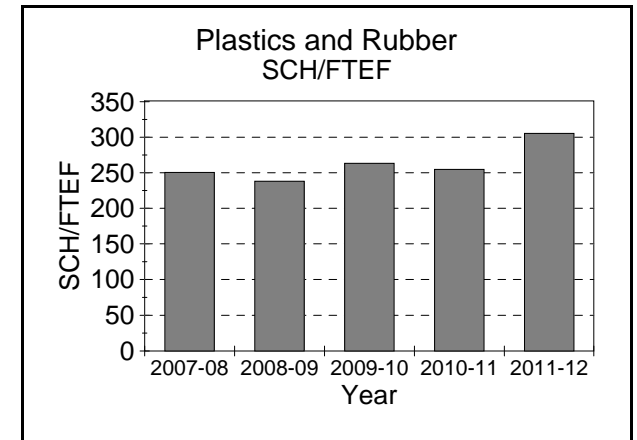
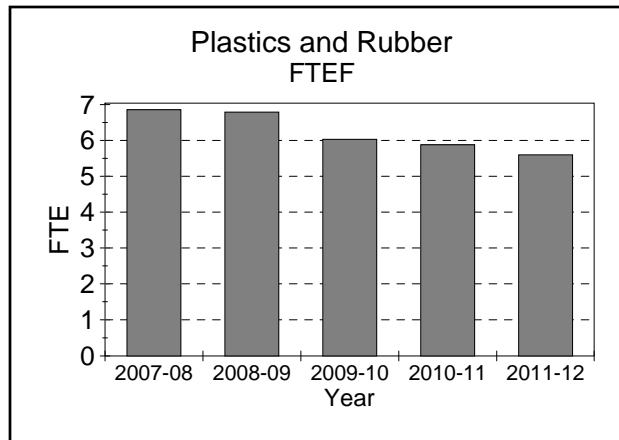
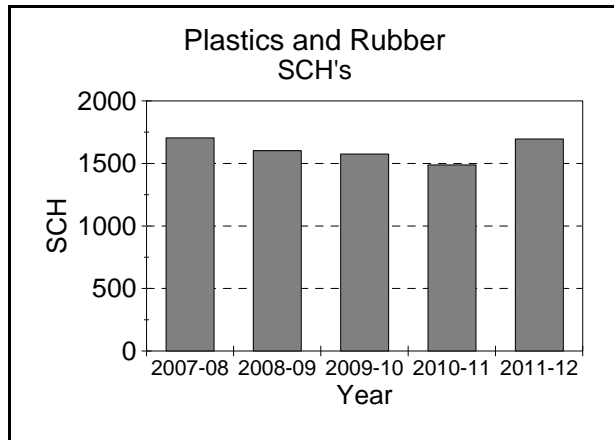
Caution: When viewing graphs, please note the differences in scales
Source: Office of Institutional Research, g:\...fload\1112\prdt8g.rsl

Ferris State University

Student Credit Hours (SCH), Full Time Equated Faculty (FTEF) and SCH/FTEF Aggregated by Department

Fall and Spring Terms Combined

Plastics and Rubber (College of Engineering Technology)



<u>Year</u>	<u>SCH</u>	<u>FTEF</u>	<u>SCH/FTEF</u>
2007-08	1,704.00	6.82	249.98
2008-09	1,602.00	6.75	237.51
2009-10	1,575.00	6.00	262.58
2010-11	1,488.00	5.85	254.21
2011-12	1,696.00	5.57	304.64

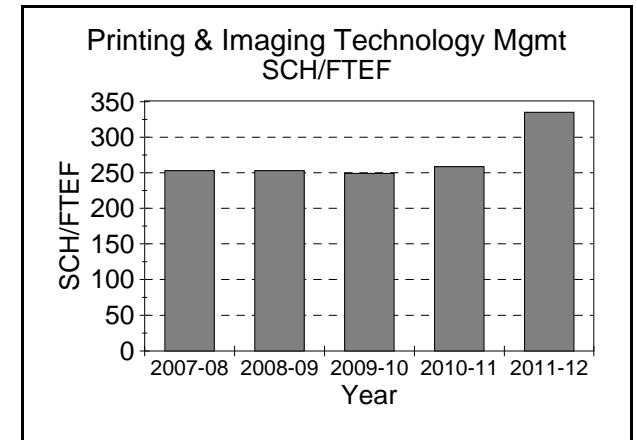
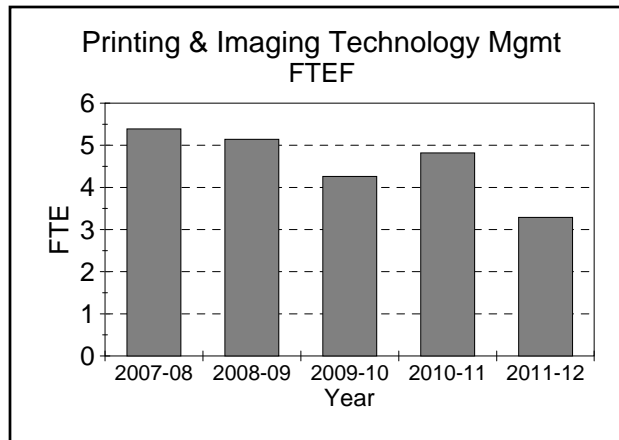
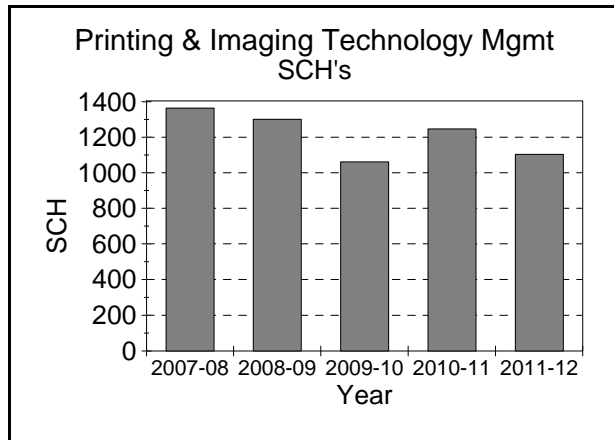
Caution: When viewing graphs, please note the differences in scales
Source: Office of Institutional Research, g:\...fload\1112\prdte9g.rsl

Ferris State University

Student Credit Hours (SCH), Full Time Equated Faculty (FTEF) and SCH/FTEF Aggregated by Department

Fall and Spring Terms Combined

Printing & Imaging Technology Mgmt (College of Engineering Technology)



<u>Year</u>	<u>SCH</u>	<u>FTEF</u>	<u>SCH/FTEF</u>
2007-08	1,360.00	5.39	252.37
2008-09	1,297.00	5.14	252.33
2009-10	1,059.00	4.26	248.48
2010-11	1,243.00	4.82	257.91
2011-12	1,101.00	3.29	334.14

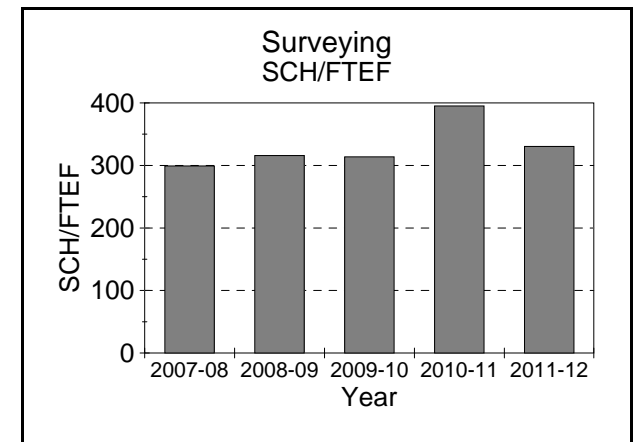
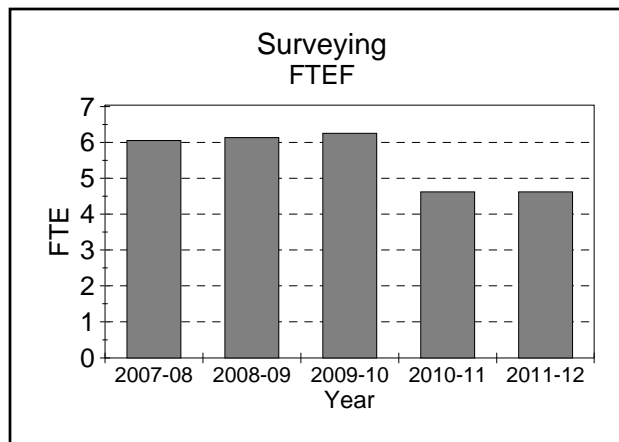
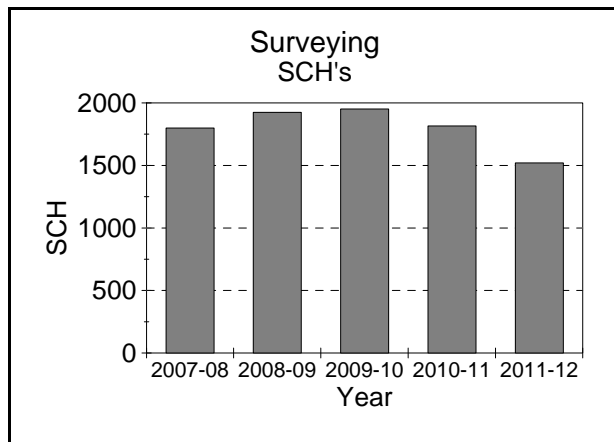
Caution: When viewing graphs, please note the differences in scales
Source: Office of Institutional Research, g:\...\facload\1112\prcte10g.rsl

Ferris State University

Student Credit Hours (SCH), Full Time Equated Faculty (FTEF) and SCH/FTEF Aggregated by Department

Fall and Spring Terms Combined

Surveying (College of Engineering Technology)



<u>Year</u>	<u>SCH</u>	<u>FTEF</u>	<u>SCH/FTEF</u>
2007-08	1,799.00	6.02	299.07
2008-09	1,925.00	6.10	315.83
2009-10	1,952.00	6.22	313.80
2010-11	1,816.00	4.60	395.04
2011-12	1,520.00	4.60	330.39

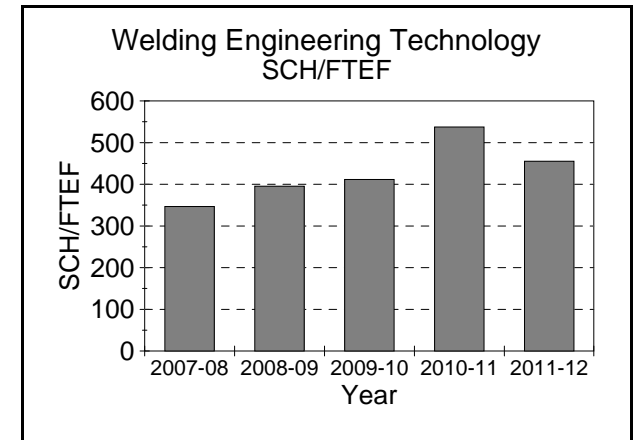
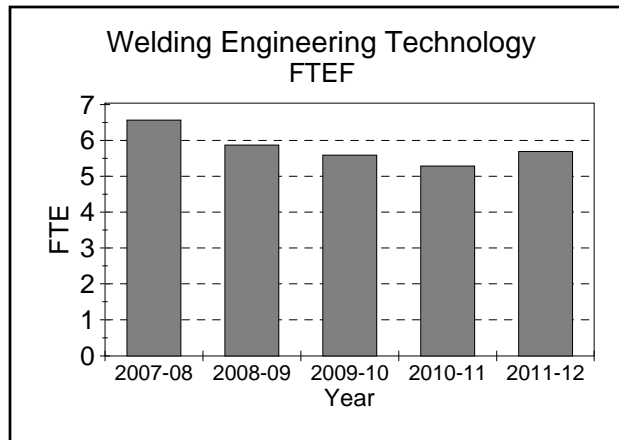
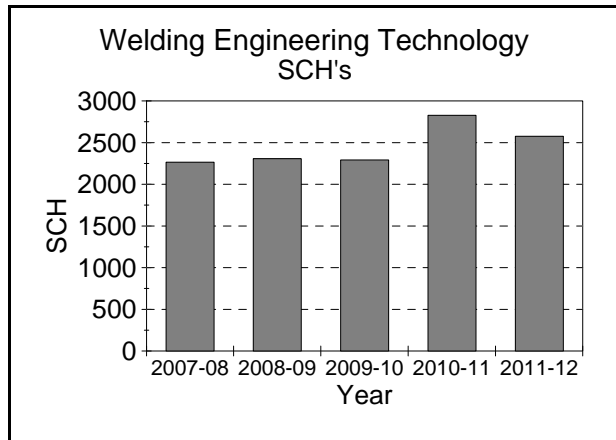
Caution: When viewing graphs, please note the differences in scales
Source: Office of Institutional Research, g:\...\facload\1112\prdte11g.rsl

Ferris State University

Student Credit Hours (SCH), Full Time Equated Faculty (FTEF) and SCH/FTEF Aggregated by Department

Fall and Spring Terms Combined

Welding Engineering Technology (College of Engineering Technology)



<u>Year</u>	<u>SCH</u>	<u>FTEF</u>	<u>SCH/FTEF</u>
2007-08	2,265.00	6.53	346.60
2008-09	2,308.00	5.84	395.21
2009-10	2,291.00	5.56	411.68
2010-11	2,828.00	5.26	537.45
2011-12	2,576.00	5.66	455.10

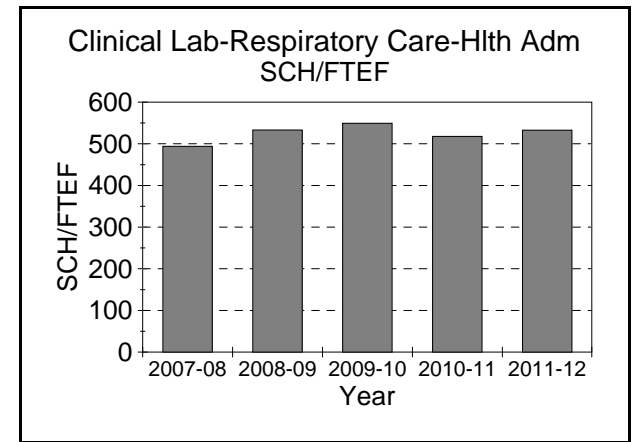
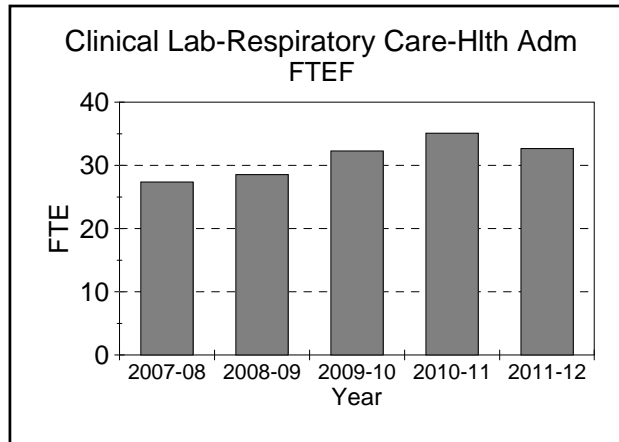
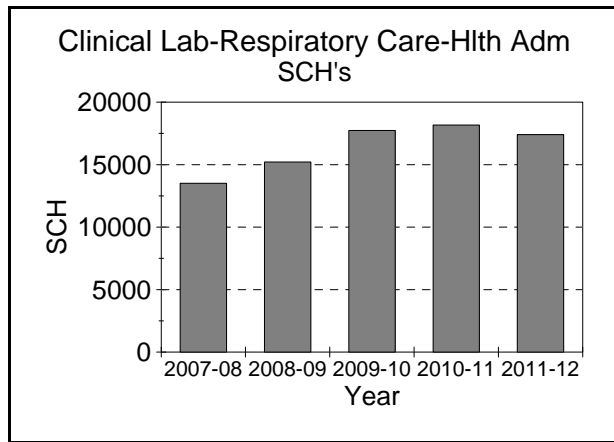
Caution: When viewing graphs, please note the differences in scales
Source: Office of Institutional Research, g:\...\facload\1112\prdte12g.rsl

Ferris State University

Student Credit Hours (SCH), Full Time Equated Faculty (FTEF) and SCH/FTEF Aggregated by Department

Fall and Spring Terms Combined

Clinical Lab - Respiratory Care - Health Administration (College of Allied Health Sciences)



<u>Year</u>	<u>SCH</u>	<u>FTEF</u>	<u>SCH/FTEF</u>
2007-08	13,514.00	27.36	493.98
2008-09	15,217.00	28.54	533.20
2009-10	17,731.00	32.28	549.20
2010-11	18,167.00	35.08	517.85
2011-12	17,405.00	32.66	532.87

Caution: When viewing graphs, please note the differences in scales

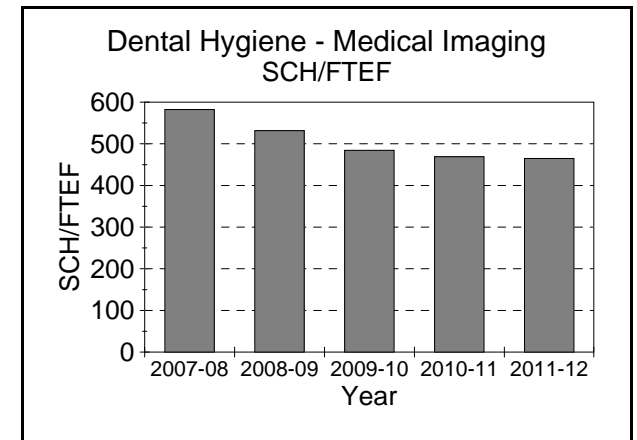
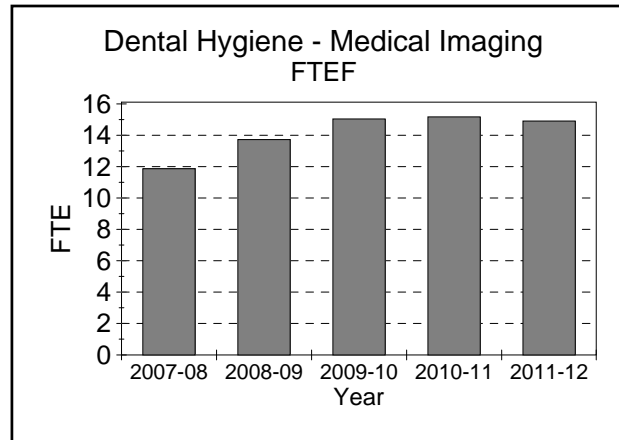
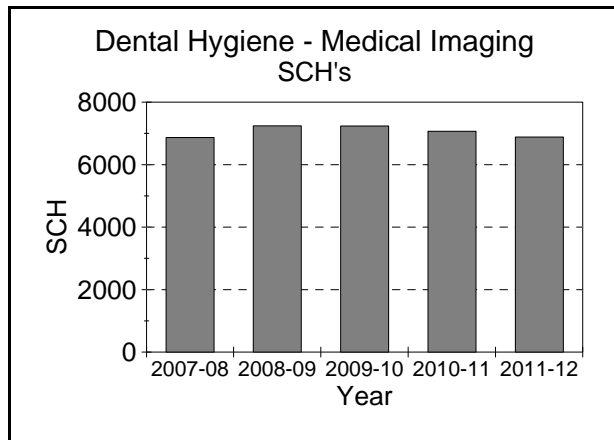
Source: Office of Institutional Research, g:\...\facload\1112\prdah1g.rsl

Ferris State University

Student Credit Hours (SCH), Full Time Equated Faculty (FTEF) and SCH/FTEF Aggregated by Department

Fall and Spring Terms Combined

Dental Hygiene - Medical Imaging (College of Allied Health Sciences)



<u>Year</u>	<u>SCH</u>	<u>FTEF</u>	<u>SCH/FTEF</u>
2007-08	6,867.00	11.79	582.27
2008-09	7,244.00	13.63	531.59
2009-10	7,235.00	14.94	484.19
2010-11	7,069.00	15.07	468.96
2011-12	6,885.00	14.81	464.79

Caution: When viewing graphs, please note the differences in scales

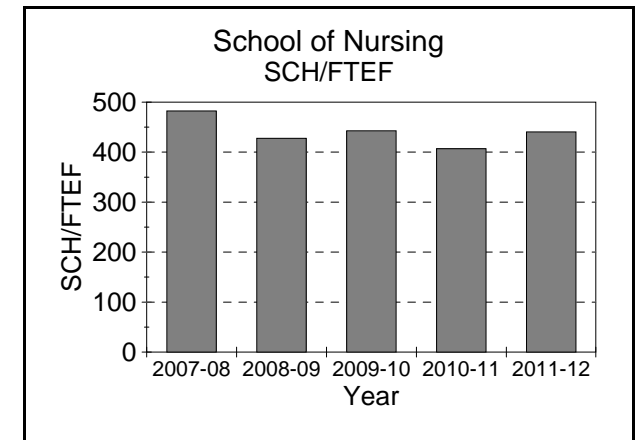
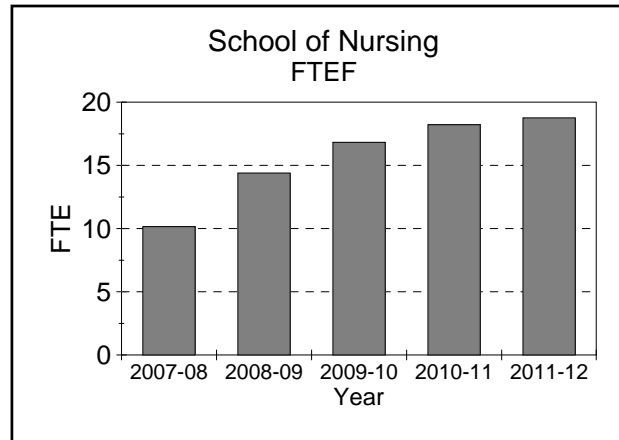
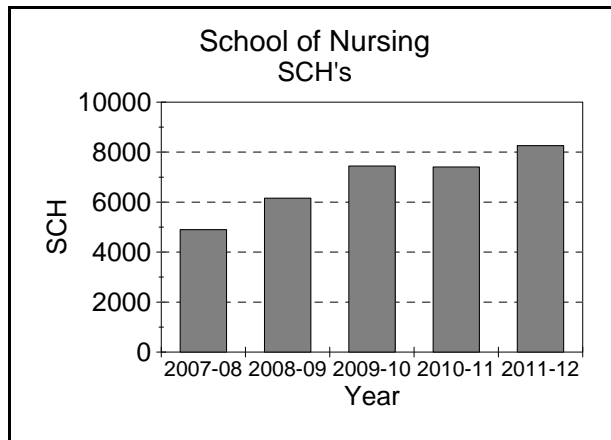
Source: Office of Institutional Research, g:\...\facload\1112\prdah2g.rsl

Ferris State University

Student Credit Hours (SCH), Full Time Equated Faculty (FTEF) and SCH/FTEF Aggregated by Department

Fall and Spring Terms Combined

School of Nursing (College of Allied Health Sciences)



<u>Year</u>	<u>SCH</u>	<u>FTEF</u>	<u>SCH/FTEF</u>
2007-08	4,895.00	10.15	482.24
2008-09	6,158.00	14.39	427.81
2009-10	7,448.00	16.82	442.79
2010-11	7,409.00	18.21	406.96
2011-12	8,259.00	18.76	440.31

Caution: When viewing graphs, please note the differences in scales

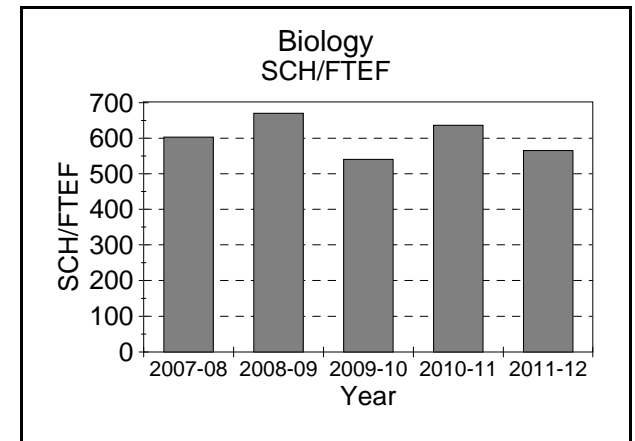
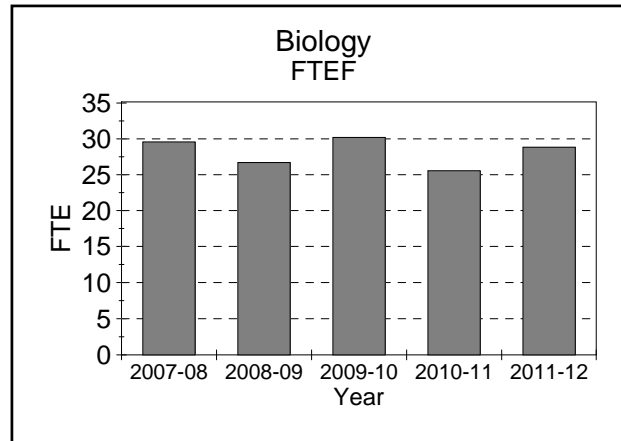
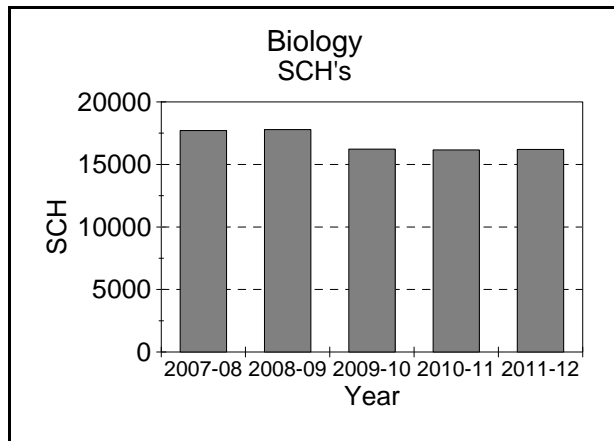
Source: Office of Institutional Research, g:\...\facload\1112\prdah3g.rsl

Ferris State University

Student Credit Hours (SCH), Full Time Equated Faculty (FTEF) and SCH/FTEF Aggregated by Department

Fall and Spring Terms Combined

Biology (College of Arts & Sciences)



<u>Year</u>	<u>SCH</u>	<u>FTEF</u>	<u>SCH/FTEF</u>
2007-08	17,715.00	29.46	601.31
2008-09	17,784.00	26.62	668.12
2009-10	16,225.00	30.08	539.40
2010-11	16,160.00	25.47	634.52
2011-12	16,203.00	28.73	564.06

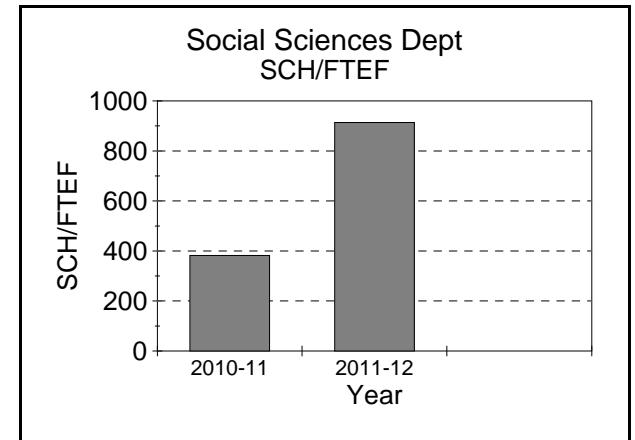
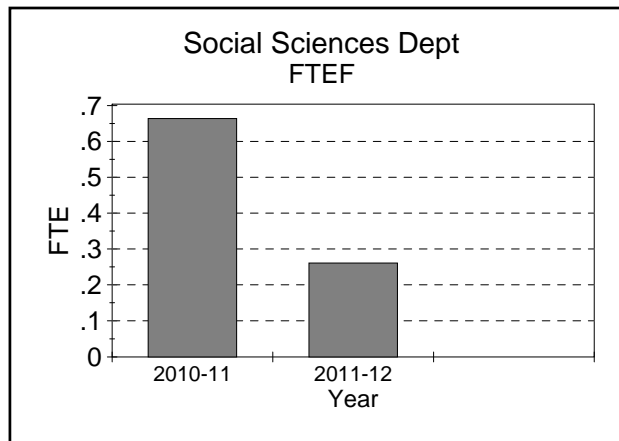
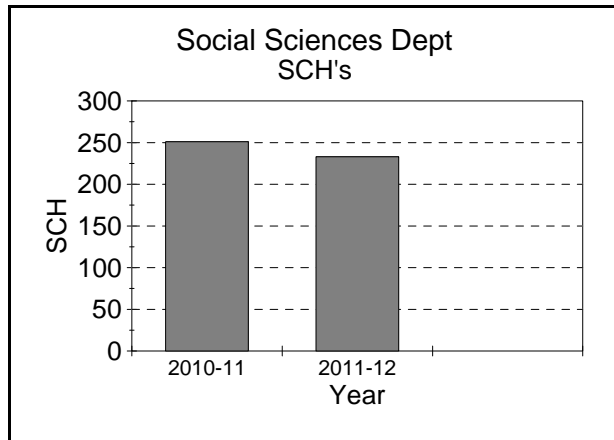
Caution: When viewing graphs, please note the differences in scales
Source: Office of Institutional Research, g:\...lfacload\1112\prdas1g.rsl

Ferris State University

Student Credit Hours (SCH), Full Time Equated Faculty (FTEF) and SCH/FTEF Aggregated by Department

Fall and Spring Terms Combined

College of Arts & Sciences Dept (College of Arts & Sciences)



<u>Year</u>	<u>SCH</u>	<u>FTEF</u>	<u>SCH/FTEF</u>
2010-11	251.00	0.66	382.11
2011-12	233.00	0.26	913.73

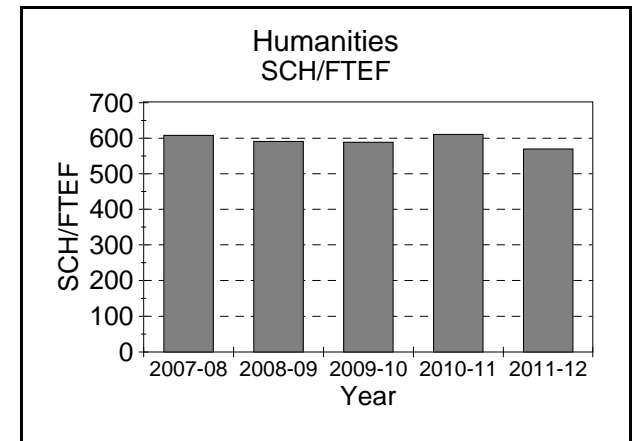
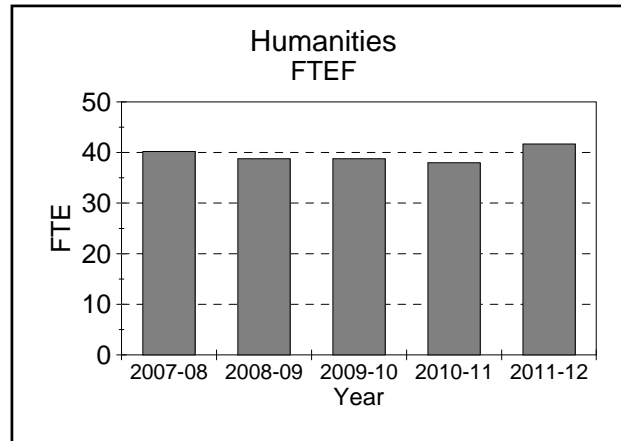
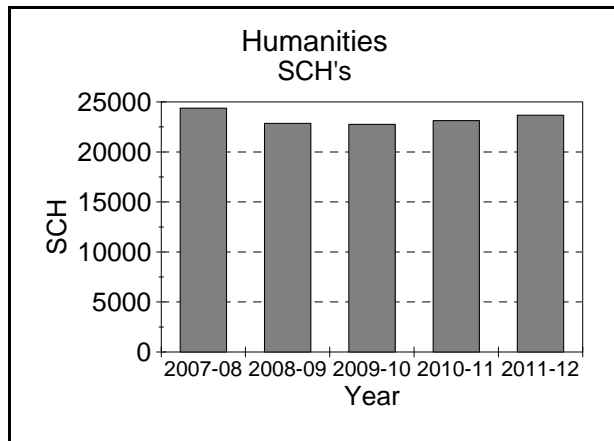
Caution: When viewing graphs, please note the differences in scales
Source: Office of Institutional Research, g:\...\facload\1112\prdas7g.rsl

Ferris State University

Student Credit Hours (SCH), Full Time Equated Faculty (FTEF) and SCH/FTEF Aggregated by Department

Fall and Spring Terms Combined

Humanities (College of Arts & Sciences)



<u>Year</u>	<u>SCH</u>	<u>FTEF</u>	<u>SCH/FTEF</u>
2007-08	24,379.00	40.21	606.35
2008-09	22,861.00	38.78	589.44
2009-10	22,761.00	38.78	586.95
2010-11	23,123.00	37.97	609.01
2011-12	23,678.00	41.67	568.16

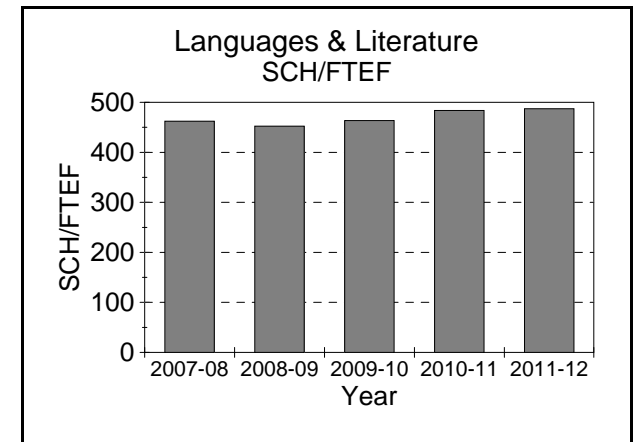
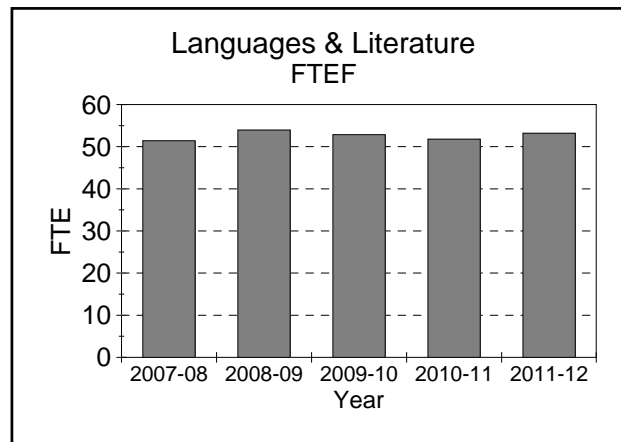
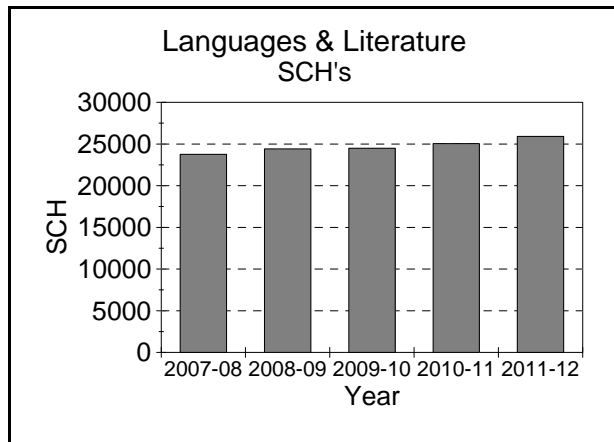
Caution: When viewing graphs, please note the differences in scales
Source: Office of Institutional Research, g:\...\facload\1112\prdas2g.rsl

Ferris State University

Student Credit Hours (SCH), Full Time Equated Faculty (FTEF) and SCH/FTEF Aggregated by Department

Fall and Spring Terms Combined

Languages & Literature (College of Arts & Sciences)



<u>Year</u>	<u>SCH</u>	<u>FTEF</u>	<u>SCH/FTEF</u>
2007-08	23,757.00	51.41	462.10
2008-09	24,408.00	53.97	452.27
2009-10	24,494.00	52.85	463.46
2010-11	25,057.00	51.80	483.69
2011-12	25,916.00	53.20	487.14

Caution: When viewing graphs, please note the differences in scales

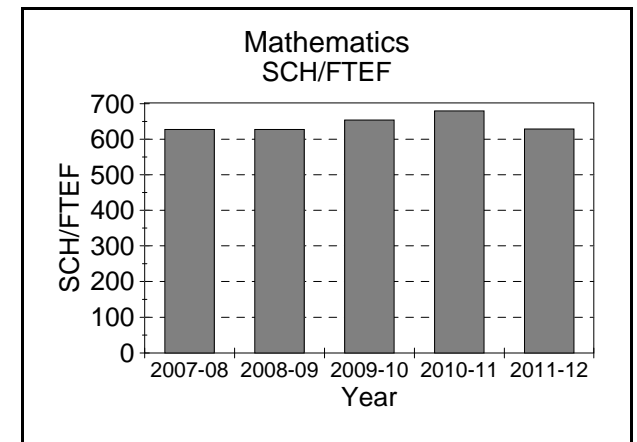
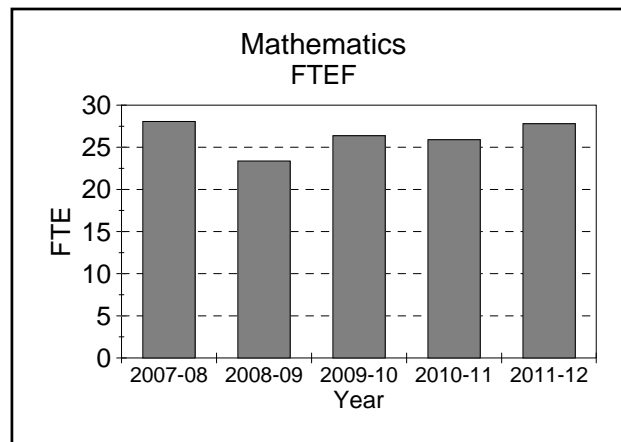
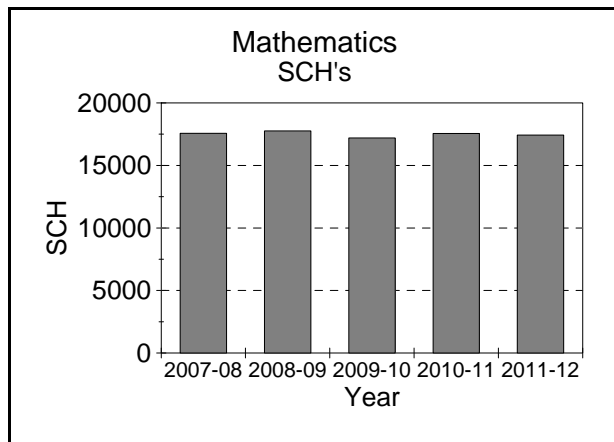
Source: Office of Institutional Research, g:\...fload\1112\prdas3g.rsl

Ferris State University

Student Credit Hours (SCH), Full Time Equated Faculty (FTEF) and SCH/FTEF Aggregated by Department

Fall and Spring Terms Combined

Mathematics (College of Arts & Sciences)



<u>Year</u>	<u>SCH</u>	<u>FTEF</u>	<u>SCH/FTEF</u>
2007-08	17,563.00	28.07	625.78
2008-09	17,759.00	23.38	625.82
2009-10	17,202.00	26.38	652.16
2010-11	17,554.00	25.90	677.80
2011-12	17,422.00	27.79	627.01

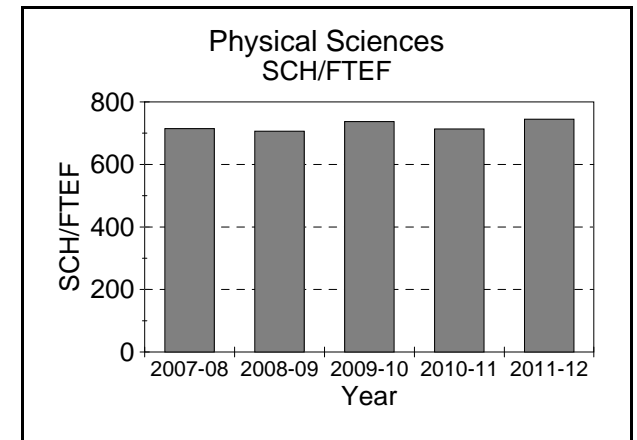
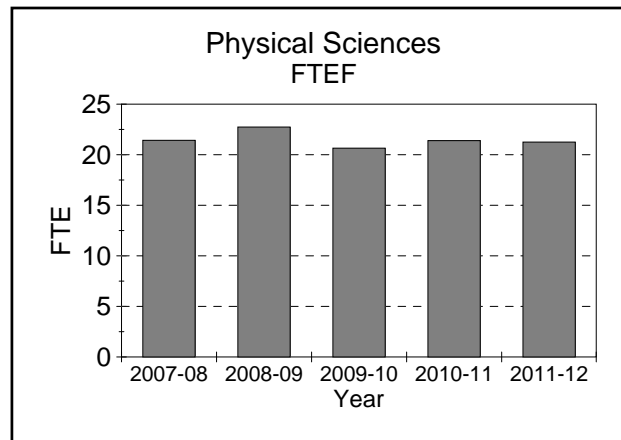
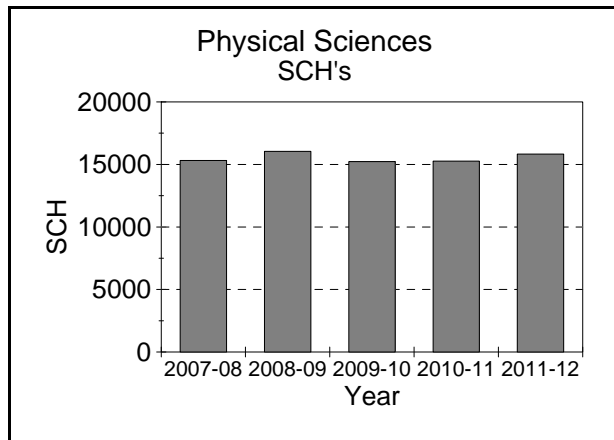
Caution: When viewing graphs, please note the differences in scales
Source: Office of Institutional Research, g:\...facload\1112\prd4g.rsl

Ferris State University

Student Credit Hours (SCH), Full Time Equated Faculty (FTEF) and SCH/FTEF Aggregated by Department

Fall and Spring Terms Combined

Physical Sciences (College of Arts & Sciences)



<u>Year</u>	<u>SCH</u>	<u>FTEF</u>	<u>SCH/FTEF</u>
2007-08	15,318.00	21.43	714.65
2008-09	16,052.00	22.73	706.18
2009-10	15,221.00	20.65	736.94
2010-11	15,267.00	21.40	713.25
2011-12	15,823.00	21.25	744.61

Caution: When viewing graphs, please note the differences in scales

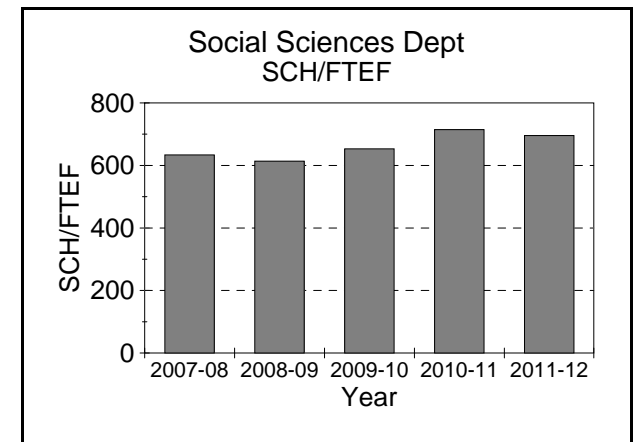
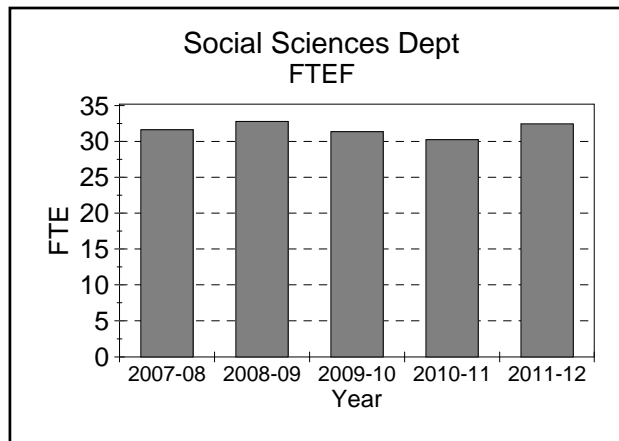
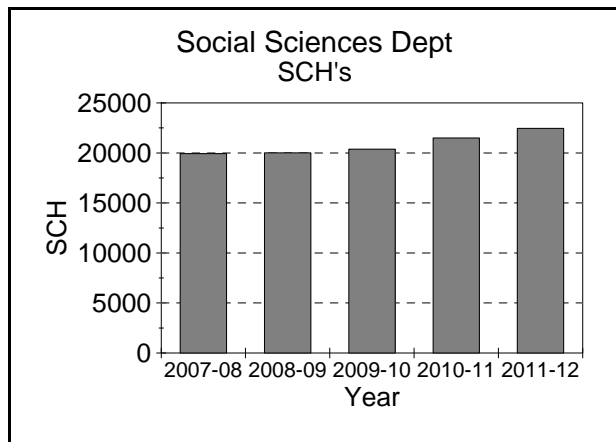
Source: Office of Institutional Research, g:\...facload\1112\prd5g.rsl

Ferris State University

Student Credit Hours (SCH), Full Time Equated Faculty (FTEF) and SCH/FTEF Aggregated by Department

Fall and Spring Terms Combined

Social Sciences Dept (College of Arts & Sciences)



<u>Year</u>	<u>SCH</u>	<u>FTEF</u>	<u>SCH/FTEF</u>
2007-08	19,930.00	31.46	633.46
2008-09	20,008.00	32.61	613.58
2009-10	20,370.00	31.19	653.08
2010-11	21,499.00	30.08	714.73
2011-12	22,451.00	32.28	695.42

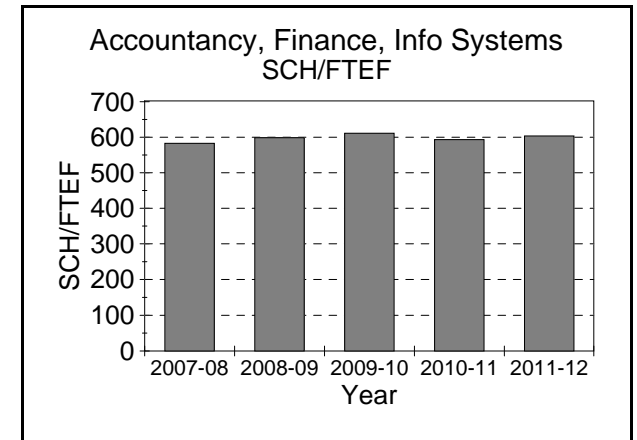
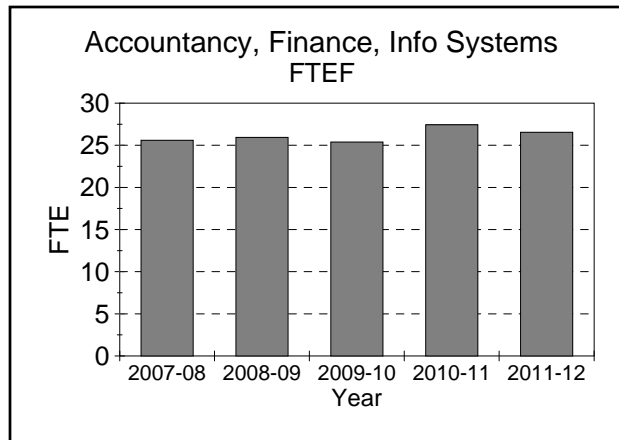
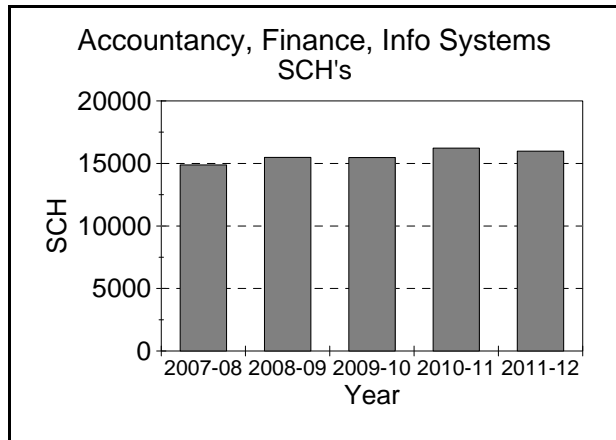
Caution: When viewing graphs, please note the differences in scales
Source: Office of Institutional Research, g:\...facload\1112\prdas6g.rsl

Ferris State University

Student Credit Hours (SCH), Full Time Equated Faculty (FTEF) and SCH/FTEF Aggregated by Department

Fall and Spring Terms Combined

Accountancy, Finance, Info Systems (College of Business)



<u>Year</u>	<u>SCH</u>	<u>FTEF</u>	<u>SCH/FTEF</u>
2007-08	14,886.00	25.60	581.43
2008-09	15,486.00	25.94	596.94
2009-10	15,470.00	25.38	609.63
2010-11	16,231.00	27.44	591.46
2011-12	15,983.00	26.55	602.03

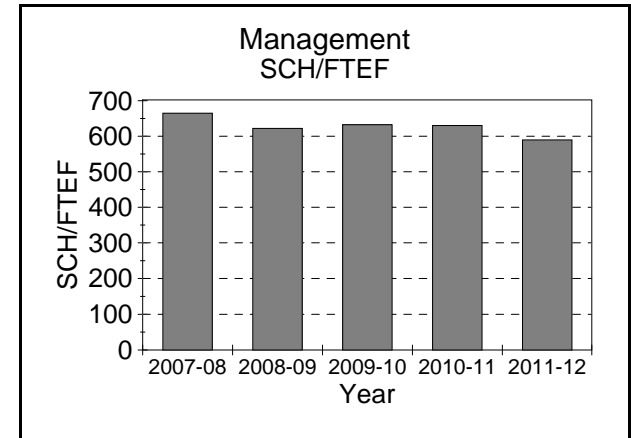
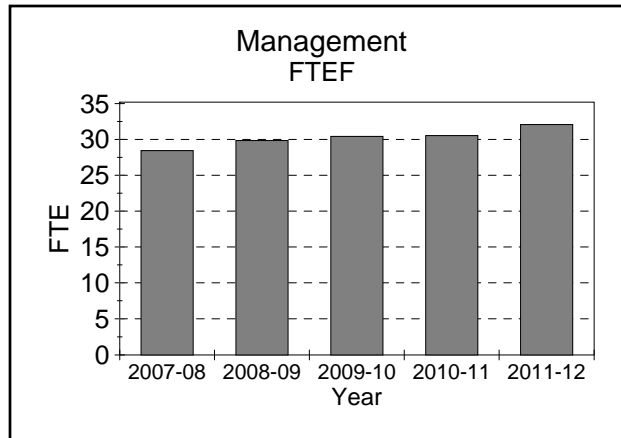
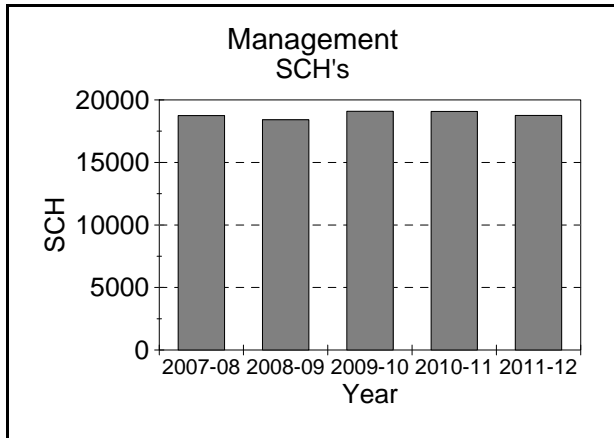
Caution: When viewing graphs, please note the differences in scales
Source: Office of Institutional Research, g:\...\facload\1112\prpbs1g.rsl

Ferris State University

Student Credit Hours (SCH), Full Time Equated Faculty (FTEF) and SCH/FTEF Aggregated by Department

Fall and Spring Terms Combined

Management (College of Business)



<u>Year</u>	<u>SCH</u>	<u>FTEF</u>	<u>SCH/FTEF</u>
2007-08	18,746.00	28.28	662.81
2008-09	18,411.00	29.68	620.40
2009-10	19,094.00	30.27	630.79
2010-11	19,084.00	30.37	628.35
2011-12	18,756.00	31.90	588.01

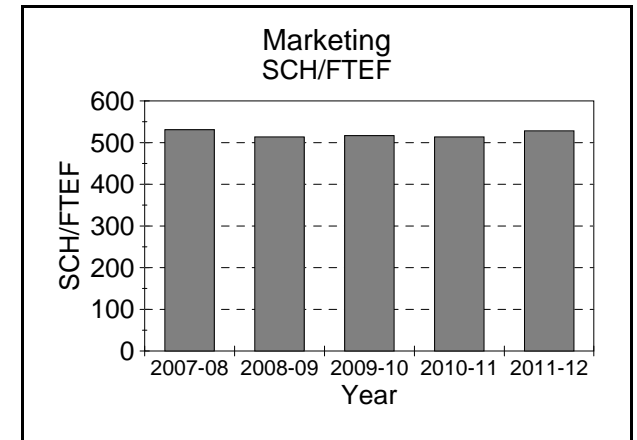
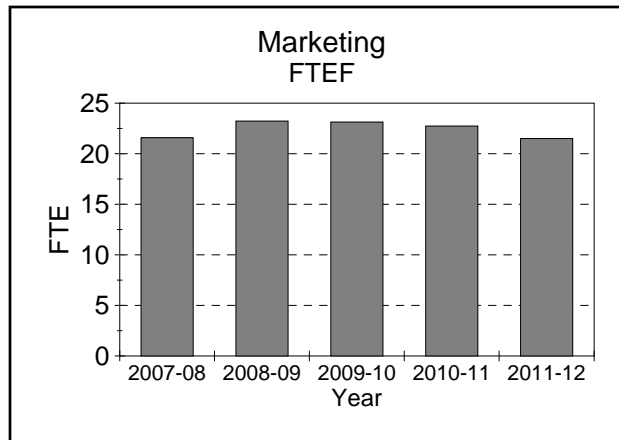
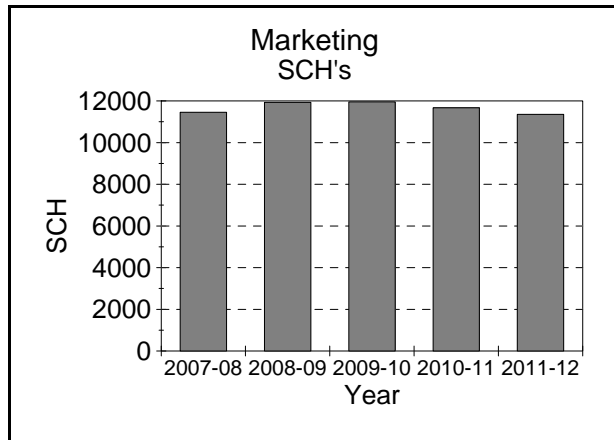
Caution: When viewing graphs, please note the differences in scales
Source: Office of Institutional Research, g:\...facload\1112\prpbs5g.rsl

Ferris State University

Student Credit Hours (SCH), Full Time Equated Faculty (FTEF) and SCH/FTEF Aggregated by Department

Fall and Spring Terms Combined

Marketing (College of Business)



<u>Year</u>	<u>SCH</u>	<u>FTEF</u>	<u>SCH/FTEF</u>
2007-08	11,458.00	21.59	530.72
2008-09	11,931.00	23.22	513.71
2009-10	11,955.00	23.13	516.86
2010-11	11,668.00	22.73	513.44
2011-12	11,353.00	21.50	528.07

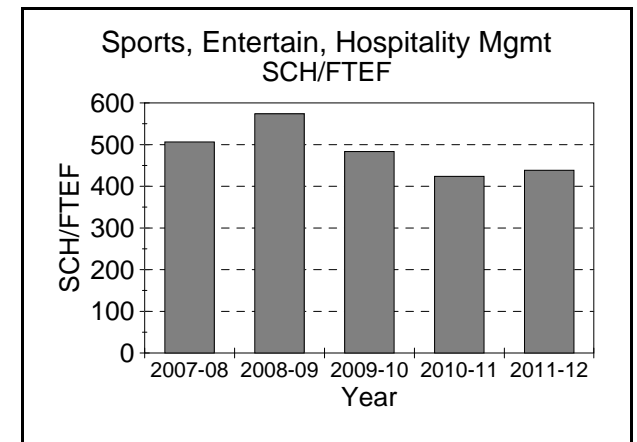
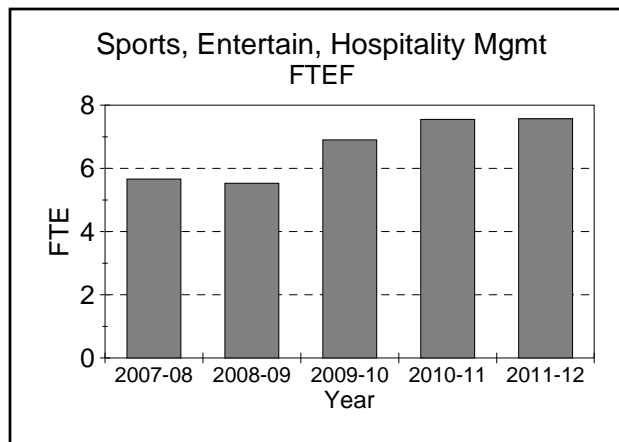
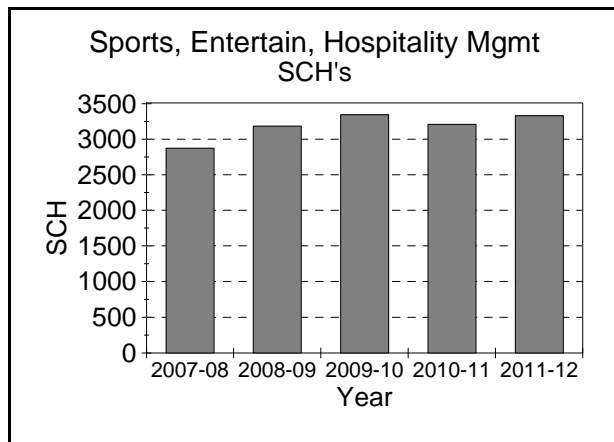
Caution: When viewing graphs, please note the differences in scales
Source: Office of Institutional Research, g:\... \facload\1112\prpbs4g.rsl

Ferris State University

Student Credit Hours (SCH), Full Time Equated Faculty (FTEF) and SCH/FTEF Aggregated by Department

Fall and Spring Terms Combined

Sports, Entertainment, Hospitality Management (College of Business)



<u>Year</u>	<u>SCH</u>	<u>FTEF</u>	<u>SCH/FTEF</u>
2007-08	2,866.00	5.66	506.36
2008-09	3,175.00	5.53	574.04
2009-10	3,334.00	6.90	483.11
2010-11	3,200.00	7.55	423.84
2011-12	3,321.00	7.57	438.52

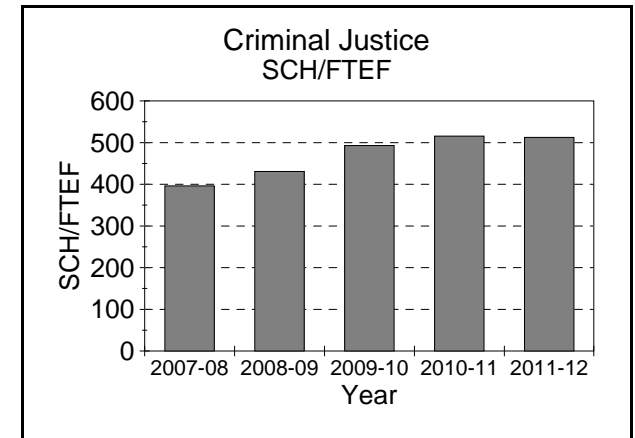
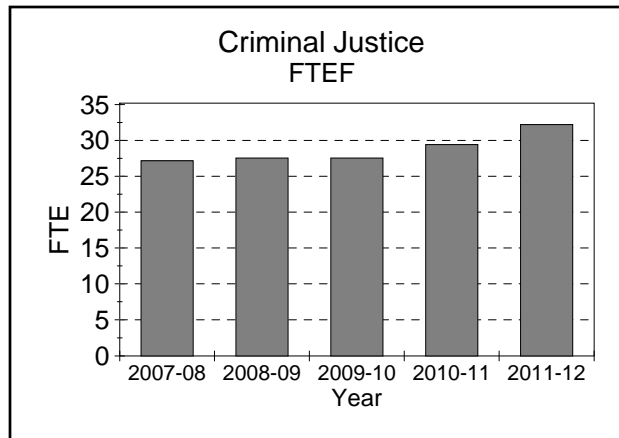
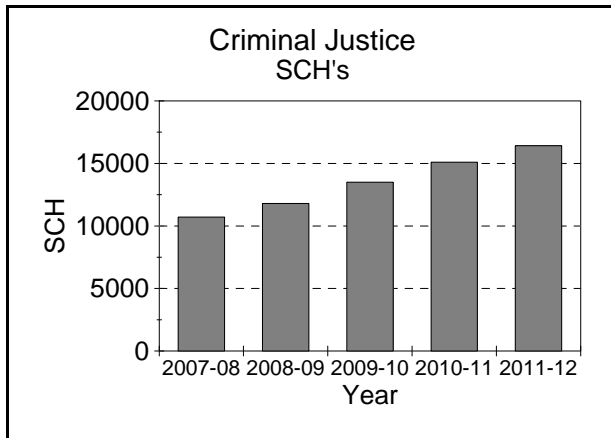
Caution: When viewing graphs, please note the differences in scales
Source: Office of Institutional Research, g:\...facload\1112\prdfs6g.rsl

Ferris State University

Student Credit Hours (SCH), Full Time Equated Faculty (FTEF) and SCH/FTEF Aggregated by Department

Fall and Spring Terms Combined

Criminal Justice (College of Education & Human Services)



<u>Year</u>	<u>SCH</u>	<u>FTEF</u>	<u>SCH/FTEF</u>
2007-08	10,705.00	27.02	396.20
2008-09	11,802.00	27.41	430.63
2009-10	13,502.00	27.40	492.77
2010-11	15,093.00	29.27	515.59
2011-12	16,419.00	32.03	512.61

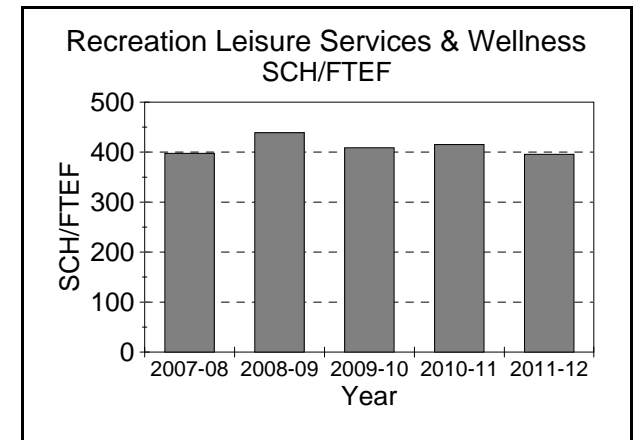
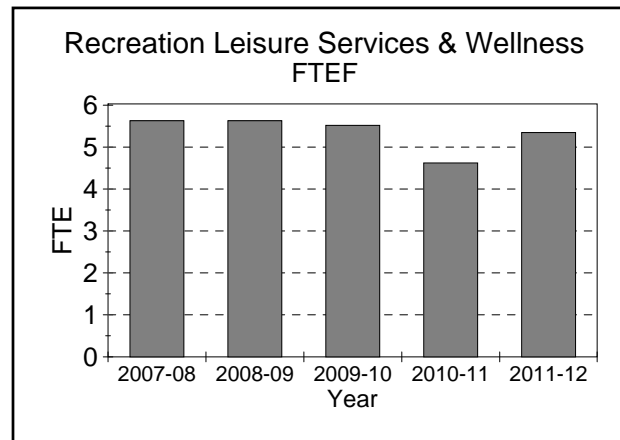
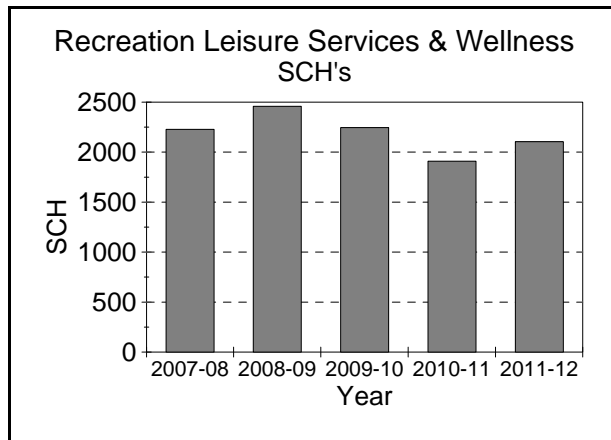
Caution: When viewing graphs, please note the differences in scales
Source: Office of Institutional Research, g:\...facload\1112\prded1g.rsl

Ferris State University

Student Credit Hours (SCH), Full Time Equated Faculty (FTEF) and SCH/FTEF Aggregated by Department

Fall and Spring Terms Combined

Recreation Leisure Services & Wellness (College of Education & Human Services)



<u>Year</u>	<u>SCH</u>	<u>FTEF</u>	<u>SCH/FTEF</u>
2007-08	2,228.00	5.60	397.72
2008-09	2,459.00	5.60	438.96
2009-10	2,245.00	5.49	408.80
2010-11	1,910.00	4.60	415.13
2011-12	2,104.00	5.32	395.50

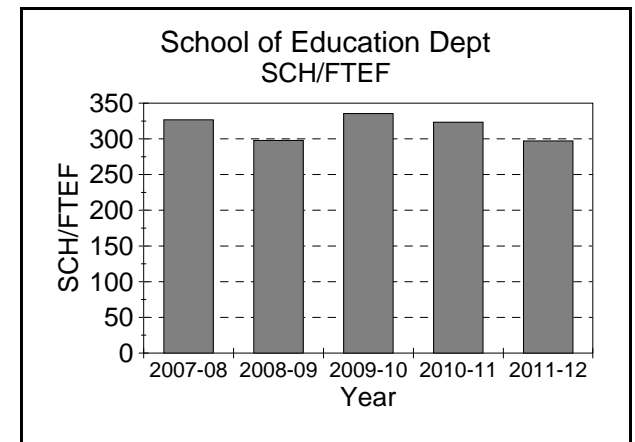
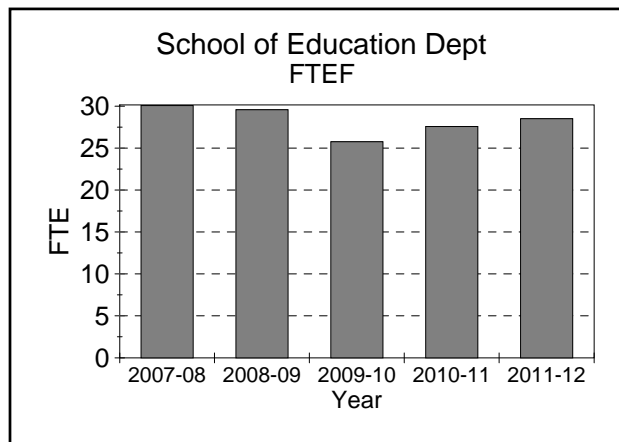
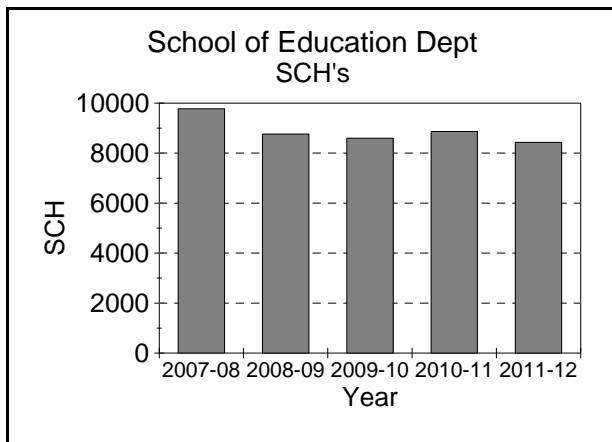
Caution: When viewing graphs, please note the differences in scales
Source: Office of Institutional Research, g:\...\facload\1112\prded2g.rsl

Ferris State University

Student Credit Hours (SCH), Full Time Equated Faculty (FTEF) and SCH/FTEF Aggregated by Department

Fall and Spring Terms Combined

School of Education Dept (College of Education & Human Services)



<u>Year</u>	<u>SCH</u>	<u>FTEF</u>	<u>SCH/FTEF</u>
2007-08	9,777.00	29.92	326.76
2008-09	8,766.00	29.43	297.84
2009-10	8,598.00	25.63	335.44
2010-11	8,870.00	27.44	323.25
2011-12	8,431.00	28.37	297.13

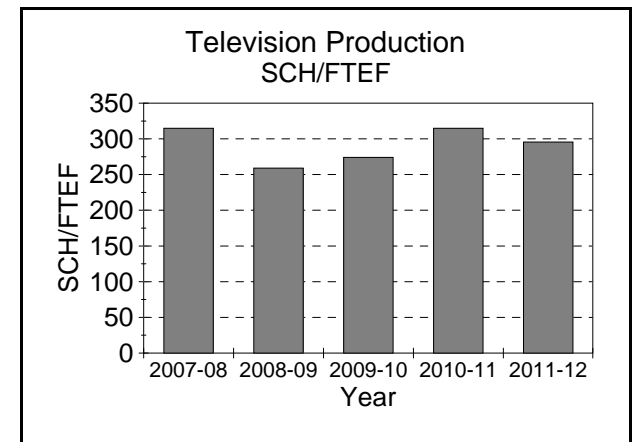
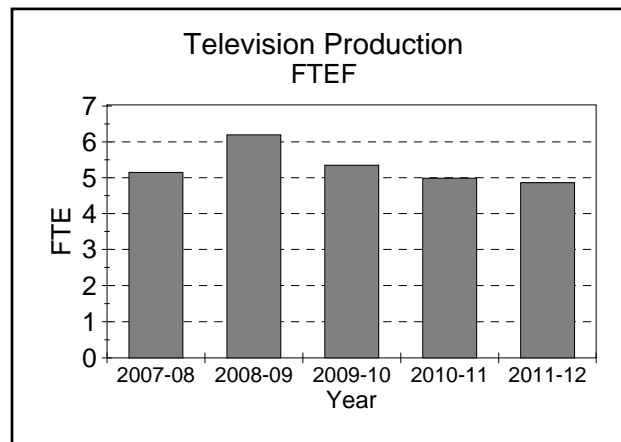
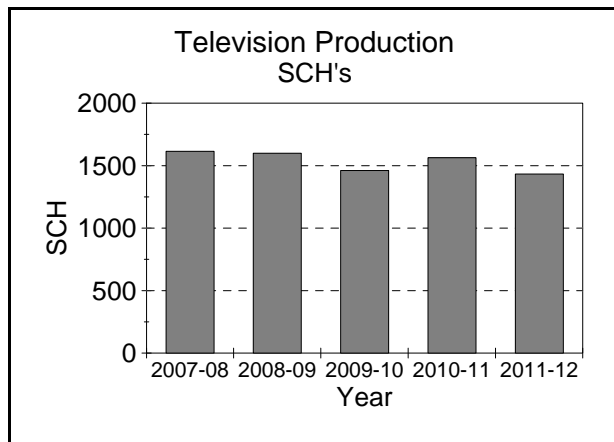
Caution: When viewing graphs, please note the differences in scales
Source: Office of Institutional Research, g:\...facload\1112\prded3g.rsl

Ferris State University

Student Credit Hours (SCH), Full Time Equated Faculty (FTEF) and SCH/FTEF Aggregated by Department

Fall and Spring Terms Combined

Television Production (College of Education & Human Services)



<u>Year</u>	<u>SCH</u>	<u>FTEF</u>	<u>SCH/FTEF</u>
2007-08	1,614.00	5.13	314.93
2008-09	1,599.00	6.17	258.95
2009-10	1,461.00	5.33	274.02
2010-11	1,564.00	4.97	314.90
2011-12	1,433.00	4.85	295.63

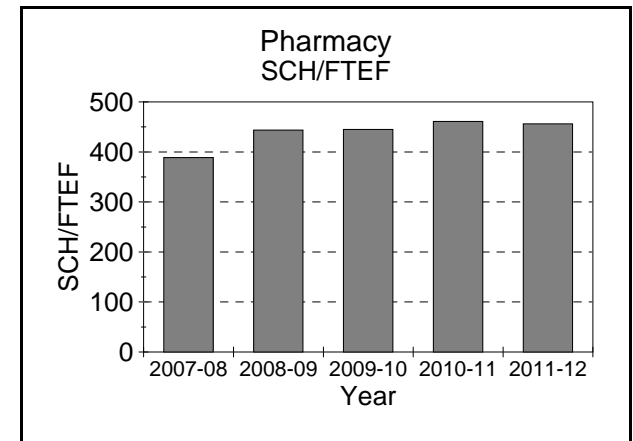
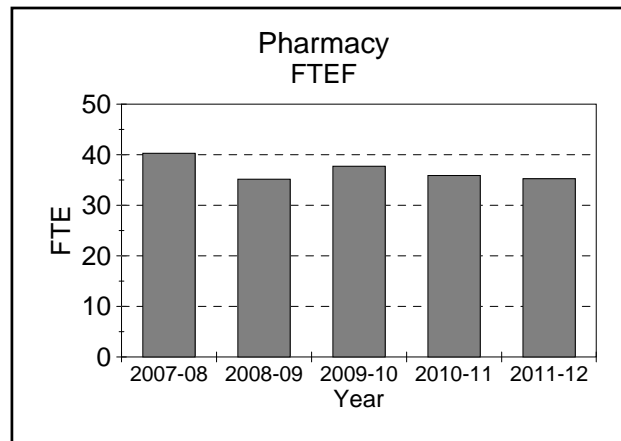
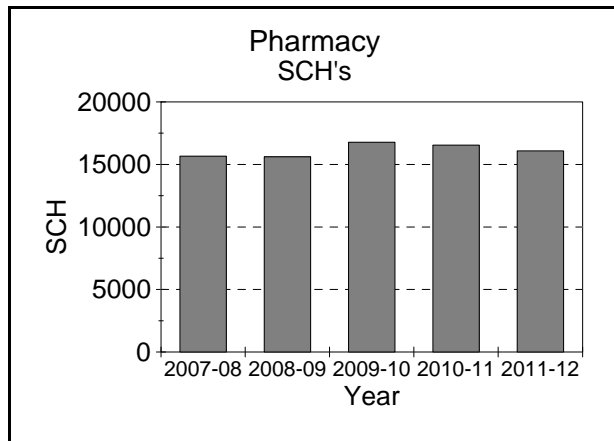
Caution: When viewing graphs, please note the differences in scales
Source: Office of Institutional Research, g:\...\facload\1112\prded4g.rsl

Ferris State University

Student Credit Hours (SCH), Full Time Equated Faculty (FTEF) and SCH/FTEF Aggregated by Department

Fall and Spring Terms Combined

Pharmacy (College of Pharmacy)



<u>Year</u>	<u>SCH</u>	<u>FTEF</u>	<u>SCH/FTEF</u>
2007-08	15,656.00	40.29	388.63
2008-09	15,611.50	35.17	443.83
2009-10	16,774.00	37.71	444.82
2010-11	16,545.50	35.89	460.98
2011-12	16,084.50	35.26	456.20

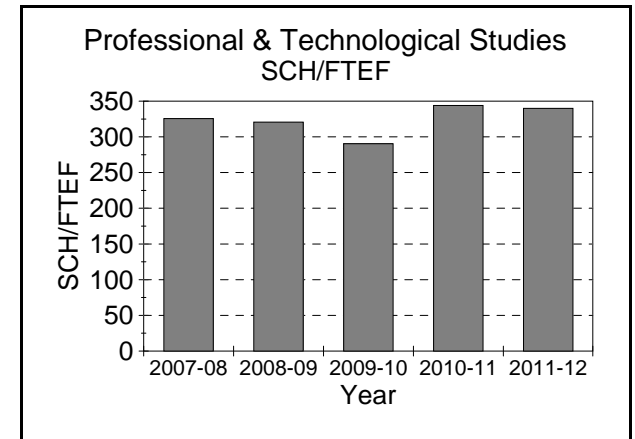
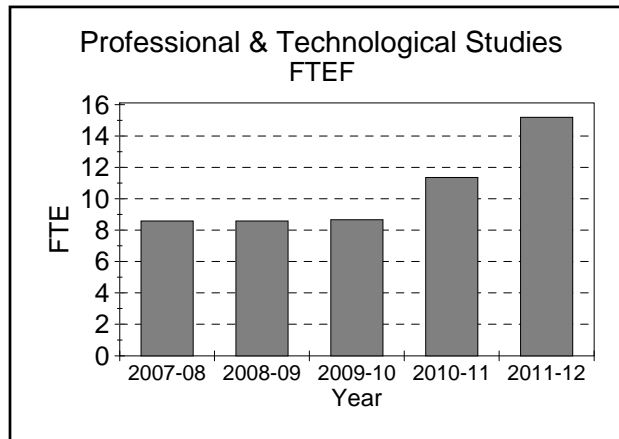
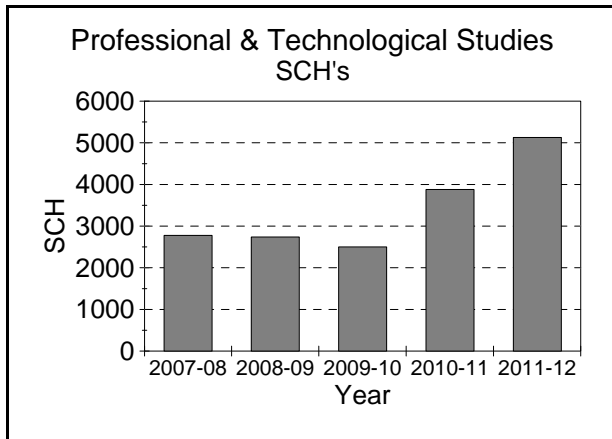
Caution: When viewing graphs, please note the differences in scales
Source: Office of Institutional Research, g:\...\facload\1112\prdph1g.rsl

Ferris State University

Student Credit Hours (SCH), Full Time Equated Faculty (FTEF) and SCH/FTEF Aggregated by Department

Fall and Spring Terms Combined

Professional & Technological Studies (College of Professional & Technological Studies)



<u>Year</u>	<u>SCH</u>	<u>FTEF</u>	<u>SCH/FTEF</u>
2007-08	2,777.00	8.53	325.66
2008-09	2,737.00	8.53	320.74
2009-10	2,501.00	8.61	290.39
2010-11	3,879.00	11.28	343.95
2011-12	5,129.00	15.09	339.99

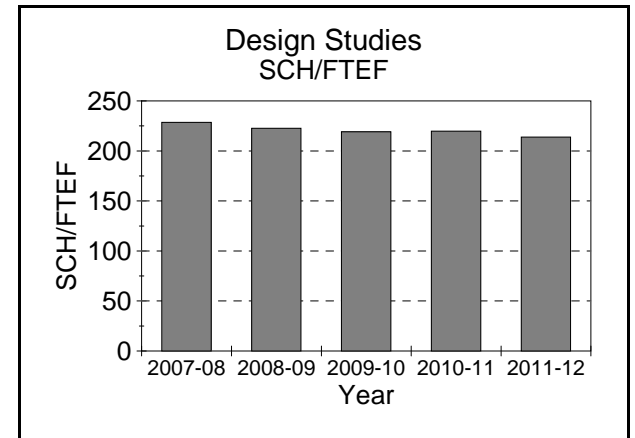
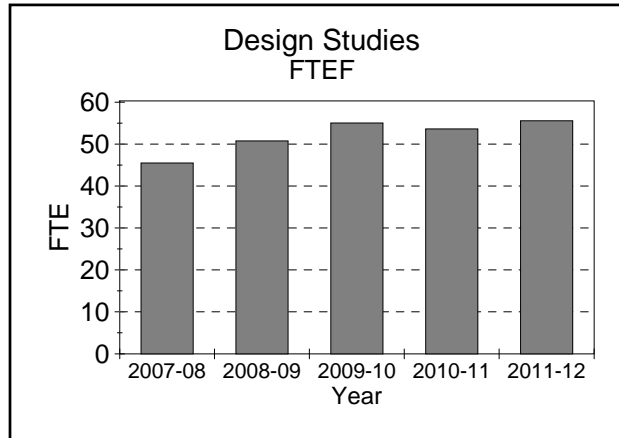
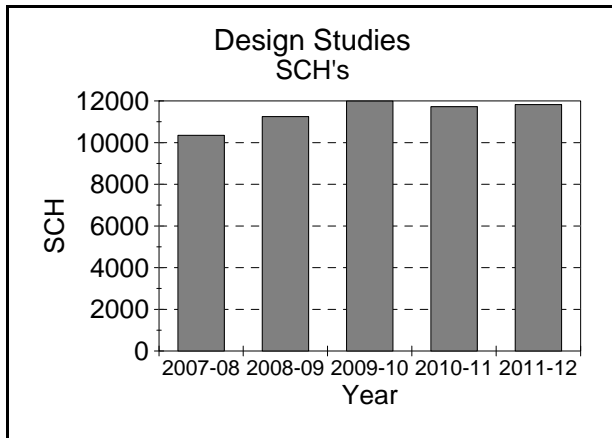
Caution: When viewing graphs, please note the differences in scales
Source: Office of Institutional Research, g:\...fload\1112\prdps1g.rsl

Ferris State University

Student Credit Hours (SCH), Full Time Equated Faculty (FTEF) and SCH/FTEF Aggregated by Department

Fall and Spring Terms Combined

Design Studies (Kendall College of Art & Design)



<u>Year</u>	<u>SCH</u>	<u>FTEF</u>	<u>SCH/FTEF</u>
2007-08	10,346.00	45.26	228.61
2008-09	11,249.00	50.52	222.66
2009-10	11,993.00	54.75	219.06
2010-11	11,727.00	53.35	219.82
2011-12	11,826.00	55.30	213.87

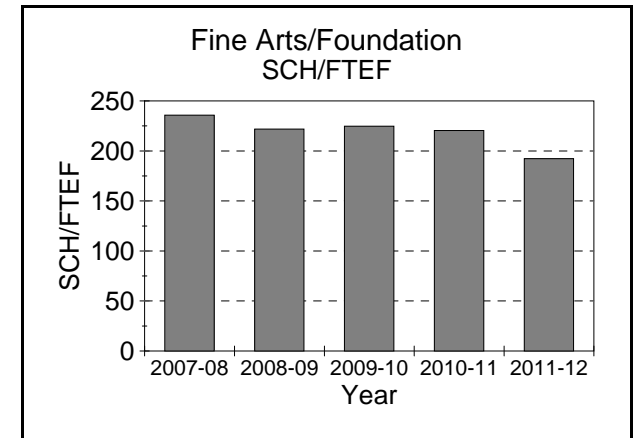
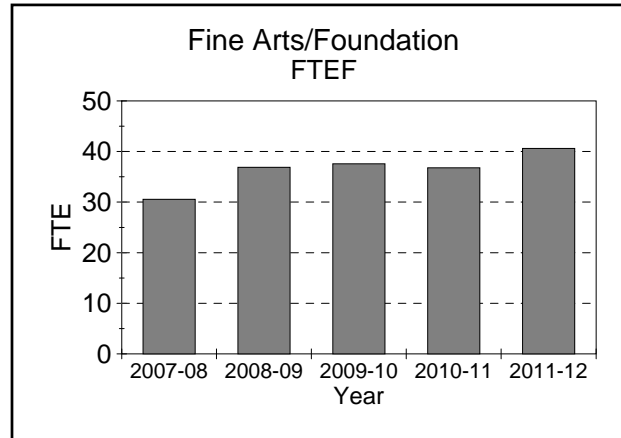
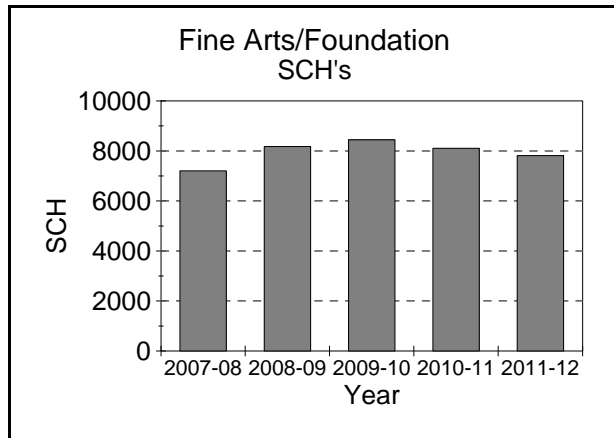
Caution: When viewing graphs, please note the differences in scales
Source: Office of Institutional Research, g:\...\fload\1112\prdkc1g.rsl

Ferris State University

Student Credit Hours (SCH), Full Time Equated Faculty (FTEF) and SCH/FTEF Aggregated by Department

Fall and Spring Terms Combined

Fine Arts/Foundation (Kendall College of Art & Design)



<u>Year</u>	<u>SCH</u>	<u>FTEF</u>	<u>SCH/FTEF</u>
2007-08	7,203.00	30.56	235.70
2008-09	8,178.00	36.87	221.78
2009-10	8,444.00	37.58	224.67
2010-11	8,108.00	36.79	220.36
2011-12	7,811.00	40.62	192.28

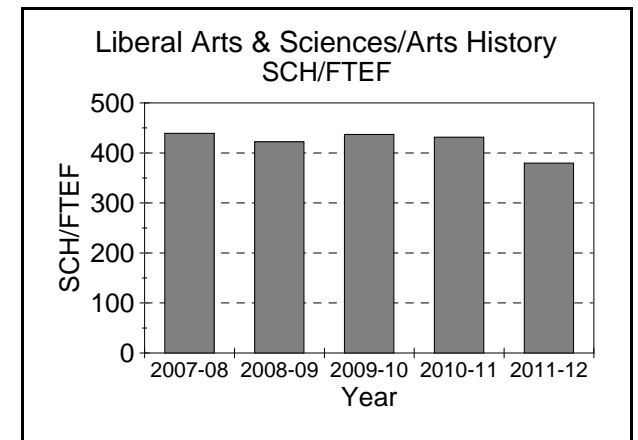
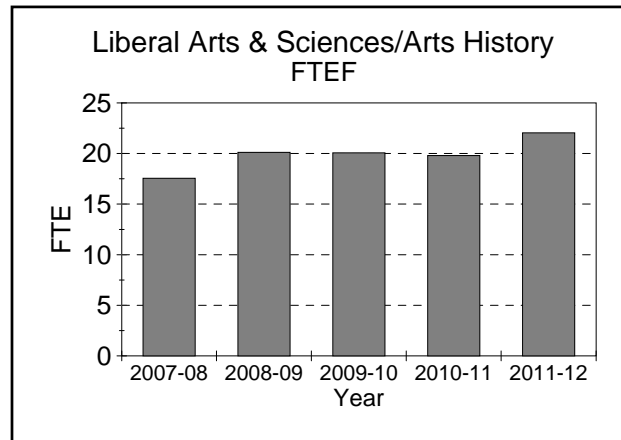
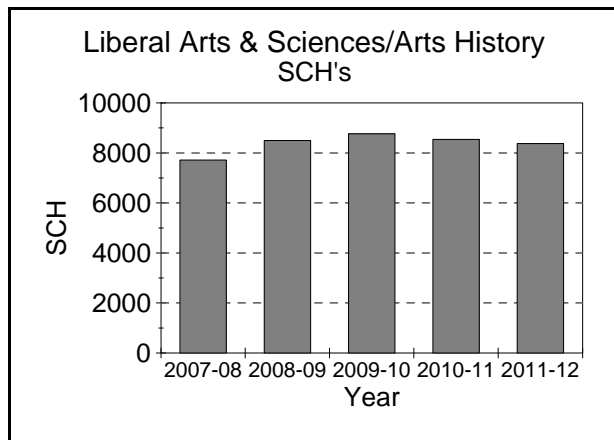
Caution: When viewing graphs, please note the differences in scales
Source: Office of Institutional Research, g:\...fload\1112\prdkc2g.rsl

Ferris State University

Student Credit Hours (SCH), Full Time Equated Faculty (FTEF) and SCH/FTEF Aggregated by Department

Fall and Spring Terms Combined

Liberal Arts & Sciences/Arts History (Kendall College of Art & Design)



<u>Year</u>	<u>SCH</u>	<u>FTEF</u>	<u>SCH/FTEF</u>
2007-08	7,717.00	17.56	439.35
2008-09	8,498.00	20.12	422.35
2009-10	8,767.00	20.06	437.00
2010-11	8,544.00	19.80	431.50
2011-12	8,376.00	22.05	379.79

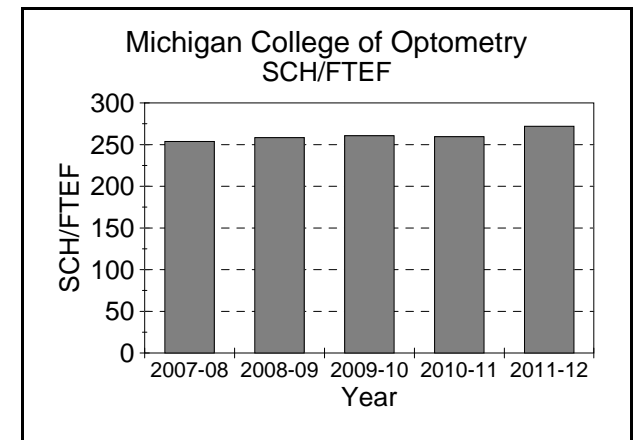
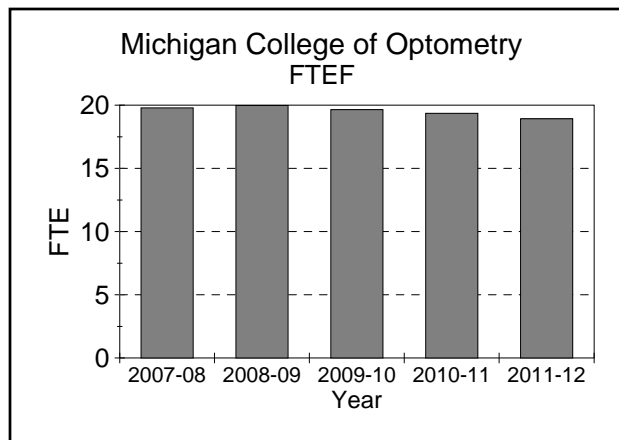
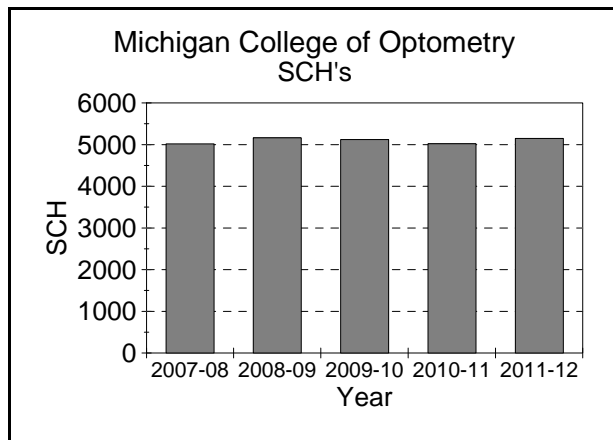
Caution: When viewing graphs, please note the differences in scales
Source: Office of Institutional Research, g:\...fload\1112\prdkc3g.rsl

Ferris State University

Student Credit Hours (SCH), Full Time Equated Faculty (FTEF) and SCH/FTEF Aggregated by Department

Fall and Spring Terms Combined

Michigan College of Optometry (Michigan College of Optometry)



<u>Year</u>	<u>SCH</u>	<u>FTEF</u>	<u>SCH/FTEF</u>
2007-08	5,018.00	19.78	253.71
2008-09	5,162.00	19.98	258.33
2009-10	5,122.00	19.65	260.71
2010-11	5,023.00	19.35	259.55
2011-12	5,148.00	18.93	271.97

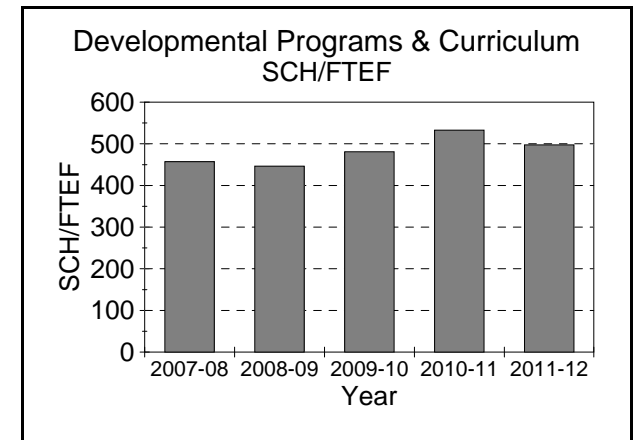
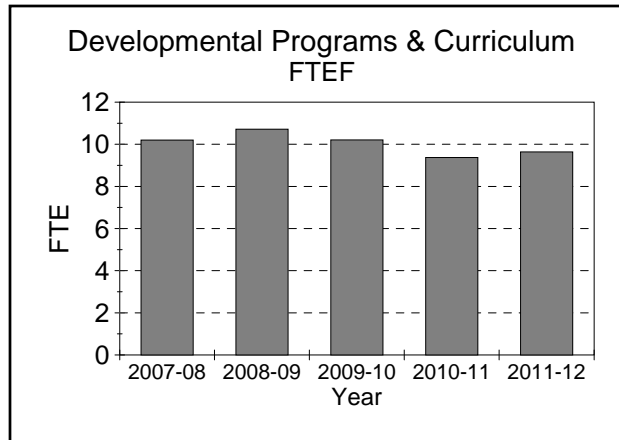
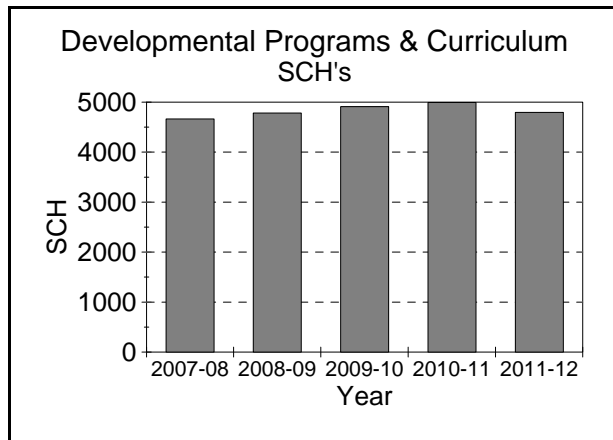
Caution: When viewing graphs, please note the differences in scales
Source: Office of Institutional Research, g:\...fload\1112\prdrop1g.rsl

Ferris State University

Student Credit Hours (SCH), Full Time Equated Faculty (FTEF) and SCH/FTEF Aggregated by Department

Fall and Spring Terms Combined

Developmental Programs & Curriculum (University College)



<u>Year</u>	<u>SCH</u>	<u>FTEF</u>	<u>SCH/FTEF</u>
2007-08	4,664.00	10.20	457.29
2008-09	4,782.00	10.72	446.24
2009-10	4,910.00	10.21	481.06
2010-11	4,992.00	9.37	532.82
2011-12	4,795.00	9.64	497.52

Caution: When viewing graphs, please note the differences in scales
Source: Office of Institutional Research, g:\...fload\1112\prduc1g.rsl