

FERRIS STATE UNIVERSITY

PRODUCTIVITY REPORT

FALL 2000 - WINTER 2005



Institutional Research & Testing
FERRIS STATE UNIVERSITY



INDEX

Page

i - iv.....Preface
v - vi.....Course Prefix Coding Scheme

Detail of SCH/FTEF (White Pages)

1.....**Ferris State University**

2.....**College of Allied Health Sciences**

5,17.....College of Allied Health Sciences - Dept. (CAHS)
5,17,18.....Health Management
5,18.....Health Management Department (CCHS, CLLS, EHSM, HCSA, MRIS, RESP)
5,18,19.....Health Related Programs
5,20.....Imaging Sciences (NUCM, RADI, SONO)
5,6,20.....Nursing & Dental Hygiene (DHYG, NURS)

2.....**College of Arts and Sciences**

6,21.....Biological Sciences (BIOL, HORT)
6,21.....College of Arts and Sciences
6,21,22,23.....Humanities (AFAM, ARTH, ARTS, COMH, COMM, HIST, HUMN, MUSI, THTR, WGST)
6,23,24,25.....Language & Literature (ENGL, FREN, GERM, JRNL, LANG, LITR, SPAN)
7,25,26.....Mathematics (CPSC, MATH)
7,26,27.....Physical Sciences (ASTR, CHEM, GEOL, INCT, PHSC, PHYS)
7,27,28,29.....Social Sciences (ANTH, GEOG, PLSC, PSYC, SCWK, SOCY, SSCI)

2.....**College of Business**

7,30.....Accountancy, Finance, Econ, & Statistics (ACCT, ECON, FINC, STQM)
8,30,31.....Accountancy/Econ/Applied Stats
8,31.....College of Business Graduate Programs (MISM, MMBA, MTED)
8,31,32.....Computer Information Systems Dept (ISYS)
8,32,33,34.....Management (BLAW, BUSN, HOMT, INTB, LLAW, MGMT, REAL, RFIM)
8,9,34,35,36,37 Marketing (ADVG, ECOM, MIMG, MKTG, PGMG, PREL, PTMG, RETG, VISD)

INDEX

Page Detail of SCH/FTEF cont.

2.....College of Education

- 9,38.....Child Development
- 9,38.....Criminal Justice
- 9,38.....Leisure Studies & Wellness
- 9,10,38.....Occupational Education
- 9,38.....Television Production

2,3.....College of Education & Human Services

- 9,39.....Criminal Justice (CRIM, MSCI)
- 9,10,39,40....Leisure Studies & Wellness (HLTH, PHED, RMLS)
- 10,40,41.....School of Education (ECTE, EDCD, EDLA, EDPE, EDPH, EDUC, ERLA, ESPN)
- 10,41.....Television Production (TVPR)

3.....College of Optometry

- 10,42.....Optometry (OPTM)

3.....College of Pharmacy

- 11,43,44.....Pharmacy (PHAD, PHAR, PHCG, PHCH, PHCL, PHPR)

3.....College of Professional and Technological Studies

- 11,45.....Professional and Technological Studies (APPS, DAGD)

3.....College of Technology

- 11,46.....Architectural Tech & Facilities Mgmt (ARCH, FMAN)
- 11,46,47.....Automotive (ABOD, AHEM, AUTO)
- 12,47.....Construction & Facilities
- 12,47,48.....Construction Technology & Management (BCTM, CETM, CONM)
- 12,48,49.....Design, Manufacturing & Graphic Arts
- 12,49,50.....Electronics/CNS (ECNS, EEET)
- 12,50.....HVACR (HVAC)
- 12,13,50,51..Heavy Equipment (HEQT, HSET)
- 13,51.....Manufacturing Eng Tech (MATL, MFGE, MFGT)
- 13,51,52.....Mechanical Design (CDTD, ETEC, MECH, PDET)

INDEX

Page Detail of SCH/FTEF cont.

3.....College of Technology cont.

13,53.....Plastics and Rubber (PLTS, RUBR)

13,14,53,54..Printing & Imaging Technology Mgmt (NMPP, PHOT, PMGT, PTEC)

14,54.....Surveying (SURE)

14,54,55Transportation & Electronics

14,55.....Welding (WELD)

14,55.....Welding Engineering Technology (WELD)

3,4.....Kendall College of Art & Design

14,15,56,57...Design Studies (KCDM, KCDS, KCFD, KCID, KCIL, KCIN, KCMJ, KCVC)

15,57,58.....Fine Arts/Foundation (KCED, KCFA, KCFN)

15,58,59.....Liberal Arts & Sciences (KCAH, KCHP, KCHU, KCSC, KCSS)

4.....University College

15,60,61,62..Developmental Programs & Curriculum (CARE, DIST, FSUH, FSUS, HNRS, IEPG, NASE, ORSA, READ, UNCP, UNIV)

16,62.....Educational and Career Counseling

Ranked Listing of SCH/FTEF (Buff Pages)

63.....College

64-66.....Department

67-77.....Course Prefix

Graphs of SCH/FTEF (Gray Pages)

78.....Pie Chart - College

79.....Graphs - FSU

80-89.....Graphs - College

90-130.....Graphs - Department

PREFACE

The Productivity Report is produced each summer by the Ferris State University Office of Institutional Research and Testing. All information provided in this publication is drawn from existing university data systems. Any person having questions, suggestions, or requests for more detailed information should contact the Office of Institutional Research and Testing at extension 3800.

Readers should note that in the tables of this report, the whole may not equal the sum of the parts because of rounding. Data has been summed and then rounded.

This report details productivity trends at FSU over the past five years. The report shows data for Fall 2000 through Winter 2005. Data is shown in detail by university (page 1), by college (pages 2 through 4), by department (pages 5 through 16), and by course prefix (pages 17 through 62). Summary information for the current year shows SCH/FTEF in ranked order by college (page 63, by department (pages 64 through 66) and by course prefix (pages 67 through 77). Graphs showing SCH and FTEF data are on pages 78 through 130.

EXPLANATION OF TERMS:

Student Credit Hours (SCH) - SCH is the product of the credit value of a course and the number of students enrolled in the course on the official seventh day of classes for that semester. For example, a 4 credit course section containing 50 students on the seventh day of classes would generate 200 student credit hours.

Full-Time Equated Faculty (FTEF) - A faculty member working full-time for fall and winter semester (fall semester 1 FTEF + winter semester 1 FTEF = Average F + W 1 FTEF). Overloads and part-time faculty produce a fraction of an FTEF. **No sabbatical or 100% release-time FTEF are included in this report.** When student credit hours are produced by administrators and/or ROTC personnel, zeros are shown in the corresponding full time equated faculty columns and are not included in the ranked listings.

SCH/FTEF - A measure of productivity. This gives the average number of student credit hours generated per full-time equated faculty member. When SCH is divided by zero FTEF (zero results from administrators and/or ROTC personnel teaching courses) the SCH/FTEF columns contain blanks. When a zero FTE occurs in Fall or Winter, the overall SCH/FTE must be recalculated.

NOTE: If there are not SCH's and/or FTE's in both the Fall and the Winter Term Columns, please disregard the Annualized Productivity Figures (listed in the last column on the page). You will need to look at the particular Fall or Winter Term to see the Correct Productivity Measure. Please contact the Office of Institutional Research and Testing if you have any questions.

As shown on page 1, during the Fall and Winter semester of the 2004-05 school year, Ferris State University employed 642.37 full-time equated **teaching** faculty. A total of 285,223.00 student credit hours were produced, for an average of 444.01 student credit hours produced per FTEF. The same comparisons have been made for specific terms, by college, department and course prefix.

(The SCH and FTEF FSU totals shown in this report are the same totals submitted to the State of Michigan through the HEIDI system.)

PREFACE cont.

Special Notes for 2000-2001:

There were 23 new course prefixes added during the 2000-2001 year (13 of which were Kendall courses): (1) CARE - Career Exploration, University College -Developmental Programs & Curriculum, (2) CDTD - CAD Drafting & Tool Design, College of Technology - Mechanical Design, (3) ECOM - E-Commerce, College of Business - Marketing, (4) EHSM - Environmental Health & Safety Management, College of Allied Health Sciences - Health Management, (5) HEQK - Komatsu Heavy Equipment, College of Technology - Heavy Equipment, (6) HOMT - Hospitality Management, College of Business - Marketing, (7) NMPP - New Media Printing & Publishing, College of Technology - Printing & Imaging Technology Management, (8) ORSA - Study Abroad, University College - Developmental Programs & Curriculum, (9) READ - Reading, University College - Developmental Programs & Curriculum, (10) RFIM - Restaurant & Food Industry Management, College of Business - Marketing.

In Winter of 2001 the merger between Kendall College of Art and Design and Ferris State University became official. With the merger there was the addition of the new college and its three departments: (1) Liberal Arts & Sciences (ASAH), (2) Design Studies (DEST), and (3) Fine Arts/Foundation (FAFN). Within these three departments the following 13 course prefixes were added (the first two alpha characters of all Kendall's courses are "KC" - Kendall College): In Liberal Arts & Sciences - (1) KCAH - Art History, (2) KCHU - Humanities, (3) KCSC - Science, (4) KCSS - Social Science. In Design Studies - (5) KCDM - Digital Media, (6) KCDS - Design Studies, (7) KCFD - Furniture Design, (8) KCID - Interior Design, (9) KCIL - Illustration, (10) KCIN - Industrial Design, (11) KCVC - Visual Communication. In Fine Arts/Foundation - (12) KCFA - Fine Arts, (13) KCFN - Foundation.

The following department and course prefixes were reorganized during the 2000-2001 year:

Effective Summer 2000 for the College of Allied Health Sciences – the Allied Dental Department and Nursing Department reorganized with the DHYG and NURS course prefixes moving to the new department of Nursing and Dental Hygiene. The Environmental and Clinical Sciences Departments IEHM course prefix moved to the Health Management Department and the CLLS course prefix moved to the new Health Related Programs Department. All of the course prefixes in the Hospital Related Department, NUCM, OPHT, RADI, and RESP moved to the new Health Related Department.

Effective Summer 2000 for the College of Business – the Accountancy/Computer Info Systems Department and the Economics/Applied Statistics Department reorganized with ACCT, ECON and STQM course prefixes moving to the new Accountancy/Econ/Applied Stats Department and the CISM, ISYS and MISM course prefixes moving to the new Computer Information Systems Department.

Effective Winter 2001 for the College of Education – the College name changed to the College of Education & Human Services. In addition the Child Development Department and the Occupational Education Department reorganized with the EDCD and EDUC course prefixes moving to the new School of Education Department.

Effective Winter 2001 for the College of Technology – all of the departments were reorganized. From the Construction & Facilities Department, ARCH and FMAN moved to the new Architectural Tech & Facilities Mgmt Department, BCTM, CETM and CONM moved to the new Construction Technology & Graphic Arts Department, HVAC moved to the new HVACR Department, and SURE moved to the new Surveying Department. From the Design Manufacturing & Graphic Arts Department, CDTD, ETEC, MECH and PDET moved to the new Mechanical Design Department, MATL, MFGE and MFGT moved to the new Manufacturing Eng Tech Department, NMPP, PHOT, PMGT, and PTEC moved to the new Printing & Imaging Technology Mgmt Department, PLTS and RUBR moved to the new Plastics and Rubber Department, and WELD moved to the new Welding Engineering Technology Department. From the Transportation & Electronics Department, ABOD, AHEM, and AUTO moved to the new Automotive Department, ECNS, and EEET moved to the new Electronics/CNS Department, and HEQT and HSET moved to the new Heavy Equipment Department.

In addition one course prefix changed departments (and college) effective Winter 20001: IEPG moved from the College of Arts and Sciences, Language and Literature Department to University College, Developmental Programs & Curriculum Department.

PREFACE cont.

Special Notes for 2001-2002:

There were 5 new course prefixes added during the 2001-2002 year: (1) SONO – Diagnostic Medical Sonography, College of Allied Health Sciences – Health Related Programs, (2) VISD – Visual Design and WEB Media, College of Business – Marketing, (3) ECTE, College of Education & Human Services – School of Education, (4) COSK – Collegiate Skills, University College – Developmental Programs & Curriculum, and (5) NASE – National Student Exchange, University College – Developmental Programs & Curriculum.

There was one course prefix that changed departments effective Summer 2001: FSUS moved from University College, Educational and Career Counseling to University College, Developmental Programs & Curriculum.

Special Notes for 2002-2003:

There were 7 new course prefixes added during the 2002-2003 year: (1) COAS – College of Arts & Sciences, College of Arts & Sciences – College of Arts & Sciences, (2) CIST – Computer Information Systems Technology, College of Business – Computer Information Systems Dept., (3) EDLA - Education & Language Arts, College of Education & Human Services – School of Education, (4) ERLA – Education Reading Language Arts, College of Education & Human Services – School of Education, (5) KCED – Kendall Education, Kendall College of Art & Design – Fine Arts/Foundation, (6) KCMJ Kendall Metals/Jewelry Design, Kendall College of Art & Design – Design Studies, and (7) UNCP University College Program – University College – Developmental Programs and Curriculum .

Effective Winter 2003 for the College of Business – the departments were reorganized. Accountancy/Econ/Applied Stats changed to Accountancy, Finance, Econ & Stats with the FINC course prefix moving from the Management Department to this department. A new department CBGP – College of Business Graduate Programs was created with the MISM course prefix moving from the Computer Information Systems Department to this department. In addition, the HOMT and the RFIM course prefixes moved from the Marketing Department to the Management Department.

Special Notes for 2003-2004:

There were 9 new course prefixes added during the 2003-2004 year: (1) APPS – Applied Science, College of Professional & Technological Studies – Professional & Technological Studies, (2) DAGD – Digital Animation and Game Design, College of Professional & Technological Studies – Professional & Technological Studies, (3) EDPH - Philanthropy Education, College of Education & Human Services – School of Education, (4) ESPN – Education Special Needs, College of Education & Human Services – School of Education, (5) FSUH - Ferris State University Honors, University College – Developmental Programs and Curriculum, (6) HNRS – Honors, University College – Developmental Programs and Curriculum, (7) KCHP – Kendall College Historic Preservation, Kendall College of Art & Design – Liberal Arts & Sciences, (8) MMBA - Master of Business Administration, College of Business – College of Business Graduate Programs, and (9) MTED – Master of Technical Education, College of Business – College of Business Graduate Programs.

Effective Summer 2003 there was the addition of a new academic college -The College of Professional & Technological Studies (CPT). The College of Professional & Technological Studies has one department, Professional & Technological Studies (CPTS) with 2 new course prefixes APPS – Applied Science and DAGD - Digital Animation and Game Design.

PREFACE cont.

Special Notes for 2004-2005:

There were 3 new course prefixes added during the 2004-2005 year: (1) AFAM – African American Studies, College of Arts & Sciences – Humanities, (2) EDPE – Education Physical Education, College of Education and Human Services – School of Education and (3) WGST – Women and Gender Studies, College of Arts & Sciences – Humanities.

Effective Fall 2004 for the College of Allied Health Sciences – the Health Related Programs Department closed and reorganized with the NUCM. RADI, and SONO course prefixes moving to the new department of Imaging Sciences and CLLS and RESP moving to the Health Management Department.

COURSE PREFIX CODING SCHEME

PREFIX	COURSE DESCRIPTION	PREFIX	COURSE DESCRIPTION	PREFIX	COURSE DESCRIPTION
ABOD	Automotive Body	DIST	Directed Studies	HSMT	Hospitality Management
ACCT	Accountancy	ECNS	Computer Network and Systems	HUMN	Humanities
ADVG	Advertising	ECOM	E-Commerce	HVAC	Heating, Ventilation, Air Cond & Refrig Tech
AHEM	Automotive/Heavy Equipment Management	ECON	Economics	IEHM	Industrial & Environmental Health Mgmt
ANTH	Anthropology	ECTE	Educational Career Technical Education	IEPG	Intensive English Program
APPS	Applied Science	EDCD	Child Development	INCT	Industrial Chemistry Technology
ARCH	Architectural Technology	EDLA	Education Language Arts	INSR	Insurance
ARTH	Art History	EDPH	Philanthropy Education	INTB	International Business
ARTS	Art	EDUC	Education	ISYS	Computer Information Systems
ASTR	Astronomy	EEET	Electrical & Electronics Engineering Tech	JRNL	Journalism
AUTO	Automotive Service Technology	EHSM	Environmental Health & Safety Management	KCAH	Kendall College Art History
BCTM	Building Construction	ENGL	English	KCDM	Kendall College Digital Media
BIOL	Biology	ERLA	Education Reading Language Arts	KCDS	Kendall College Design Studies
BLAW	Business Law	ESPN	Education Special Needs	KCED	Kendall Education
BUSN	Business	ETEC	Engineering Graphics	KCFA	Kendall College Fine Arts
CAHS	Allied Health Science	FINC	Finance	KCFD	Kendall College Furniture Design
CARE	Career Exploration	FMAN	Facilities Management	KCFN	Kendall College Foundation
CCHS	Core Curriculum Health Sciences	FREN	French	KCHP	Kendall College Historic Preservation
CDTD	CAD Drafting & Tool Design	FSMT	Food Service Management	KCHU	Kendall College Humanities
CETM	Civil Engineering Technology	FSUH	Ferris State University Honors	KCID	Kendall College Interior Design
CHEM	Chemistry	FSUS	Ferris State University Seminar	KCIL	Kendall College Illustration
CISM	Computer Information Systems Management	GEOG	Geography	KCIN	Kendall College Industrial Design
CIST	Computer Information Systems Technology	GEOL	Geology	KCMJ	Kendall Metals/Jewelry Design
CLLS	Clinical Laboratory Science	GERM	German	KCSC	Kendall College Science
COAS	College of Arts & Sciences	HCSA	Health Care Systems Administration	KCSS	Kendall College Social Science
COMH	Communication Honors	HEQK	Komatsu Heavy Equipment	KCVC	Kendall College Visual Communication
COMM	Communication	HEQT	Heavy Equipment Technology	LANG	Language
CONM	Construction Management	HIST	History	LITR	Literature
COSK	Collegiate Skills	HLTH	Health Education	LLAW	Law
CPSC	Computer Science	HNRS	Honors	MATH	Mathematics
CRIM	Criminal Justice	HOMT	Hospitality Management	MATL	Metallurgy
DAGD	Digital Animation and Game Design	HORT	Horticulture	MECH	Mechanical Engineering Technology
DHYG	Dental Hygiene	HSET	Heavy Equipment Serv Engineering Tech	MFGE	Manufacturing Engineering Technology

COURSE PREFIX CODING SCHEME cont.

PREFIX	COURSE DESCRIPTION	PREFIX	COURSE DESCRIPTION	PREFIX	COURSE DESCRIPTION
MFGT	Manufacturing Tooling Technology	PHSC	Physical Science	UNIV	University
MGMT	Management	PHYS	Physics	VISC	Visual Communication
MIMG	Music Industry Management	PLSC	Political Science	VIDS	Visual Design and WEB Media
MISM	Master of Science Information Systems Mgmt	PLTS	Plastics Engineering Technology	WELD	Welding Engineering Technology
MKTG	Marketing	PMGT	Printing Management		
MMBA	Master of Business Administration	PREL	Public Relations		
MRIS	Medical Record Information Systems	PSYC	Psychology		
MSCI	Military Science	PTEC	Printing Technology		
MTED	Master of Technical Education	PTMG	Professional Tennis Management		
MUSI	Music	RADI	Radiography		
NASE	National Student Exchange	READ	Reading		
NMPP	New Media Printing & Publishing	REAL	Real Estate		
NUCM	Nuclear Medicine	RESP	Respiratory Care		
NURS	Nursing	RETG	Retailing		
OPHT	Opticianry	RFIM	Restaurant & Food Industry Management		
OPTI	Opticianry	RMLS	Recreation Management & Leisure Studies		
OPTM	Optometry	RUBR	Rubber Technology		
ORSA	Study Abroad	SCWK	Social Work		
PDET	Product Design Engineering Technology	SOCY	Sociology		
PGMG	Professional Golf Management	SONO	Diagnostic Medical Sonography		
PHAD	Pharmacy Administration	SPAN	Spanish		
PHAR	Pharmaceutics	SSCI	Social Sciences		
PHCG	Pharmacognosy	STQM	Statistics and Quantitative Methods		
PHCH	Pharmaceutical Chemistry	SURE	Surveying Engineering		
PHCL	Pharmacology	TCOM	Technical and Professional Communication		
PHED	Physical Education	THTR	Theatre		
PHOT	Photography	TVPR	Television Production		
PHPR	Pharmacy Practice	UNCP	University College Program		

FERRIS STATE UNIVERSITY

Student Credit Hours (SCH), Full Time Equated Faculty (FTEF) and SCH/FTEF Aggregated by University

University	Year	<u>Student Credit Hours</u>				<u>Full Time Equated Faculty</u>				<u>SCH/FTEF</u>			
		Summer	Fall	Winter	F + W (a)	Summer	Fall	Winter	Avg F + W (b)	Summer	Fall	Winter	F + W (a / b)
Ferris State University	2000-01	25,887.00	123,380.00	119,805.00	243,185.00	152.73	520.47	557.18	538.82	169.49	237.06	215.02	451.32
Ferris State University	2001-02	26,150.00	135,372.00	125,149.00	260,521.00	177.28	599.14	567.32	583.23	147.51	225.95	220.60	446.69
Ferris State University	2002-03	27,325.00	139,258.00	129,334.00	268,592.00	191.30	612.78	609.68	611.23	142.84	227.26	212.14	439.43
Ferris State University	2003-04	25,926.00	147,557.00	136,598.00	284,155.00	178.09	636.11	615.08	625.59	145.57	231.97	222.08	454.22
Ferris State University	2004-05	29,459.00	148,111.00	137,112.00	285,223.00	208.20	650.95	633.80	642.37	141.49	227.53	216.33	444.01

FERRIS STATE UNIVERSITY

Student Credit Hours (SCH), Full Time Equated Faculty (FTEF) and SCH/FTEF Aggregated by University by Department within College

Department	Year	<u>Student Credit Hours</u>				<u>Full Time Equated Faculty</u>				<u>SCH/FTEF</u>			
		Summer	Fall	Winter	F + W (a)	Summer	Fall	Winter	Avg F + W (b)	Summer	Fall	Winter	F + W (a / b)
<u>College of Allied Health Sciences</u>													
College of Allied Health Sciences	2000-01	1.00	111.00	72.00	183.00	0.00	0.16	0.50	0.33		693.75	144.00	554.55
College of Allied Health Sciences	2001-02	6.00	109.00	52.00	161.00	0.17	1.24	0.25	0.74	36.00	88.24	208.00	216.79
College of Allied Health Sciences	2002-03	6.00	0.00	87.00	87.00	0.33	0.00	0.25	0.13	18.00		348.00	696.00
College of Allied Health Sciences	2003-04	0.00	0.00	69.00	69.00	0.00	0.00	0.25	0.13			276.00	552.00
College of Allied Health Sciences	2004-05	0.00	8.00	84.00	92.00	0.00	0.00	0.25	0.13			336.00	736.00
Health Management	2000-01	875.00	1,795.00	2,186.00	3,981.00	6.65	13.08	12.29	12.68	131.58	137.23	177.93	313.89
Health Management	2001-02	859.00	2,324.00	2,571.00	4,895.00	5.72	11.83	11.63	11.73	150.26	196.39	221.11	417.29
Health Management	2002-03	974.00	2,809.00	2,877.00	5,686.00	5.98	10.38	12.86	11.62	162.76	270.62	223.63	489.23
Health Management	2003-04	1,132.00	3,591.00	3,398.00	6,989.00	6.54	12.79	14.75	13.77	173.11	280.84	230.30	507.53
Health Management Department	2004-05	1,642.00	4,763.00	4,612.00	9,375.00	8.02	20.47	20.29	20.38	204.61	232.65	227.32	459.99
Health Related Programs	2000-01	1,348.00	2,179.00	2,106.00	4,285.00	7.80	12.42	12.00	12.21	172.88	175.44	175.50	350.94
Health Related Programs	2001-02	1,281.00	2,086.00	1,875.00	3,961.00	7.46	11.68	12.32	12.00	171.64	178.57	152.19	330.06
Health Related Programs	2002-03	1,220.00	2,309.00	2,063.00	4,372.00	7.62	11.78	10.66	11.22	160.18	196.01	193.58	389.71
Health Related Programs	2003-04	1,145.00	2,600.00	2,583.00	5,183.00	6.18	11.03	11.96	11.49	185.18	235.70	216.02	450.92
Health Related Programs	2004-05	1,237.00	0.00	0.00	0.00	4.51	0.00	0.00	0.00	274.21			
Imaging Sciences	2004-05	0.00	2,076.00	1,747.00	3,823.00	0.00	5.76	5.86	5.81		360.69	298.12	658.26
Nursing & Dental Hygiene	2000-01	428.00	2,446.00	2,207.00	4,653.00	3.48	14.86	13.92	14.39	122.99	164.60	158.55	323.35
Nursing & Dental Hygiene	2001-02	615.00	2,694.00	2,482.00	5,176.00	5.00	13.38	12.84	13.11	123.00	201.41	193.32	394.90

FERRIS STATE UNIVERSITY

Student Credit Hours (SCH), Full Time Equated Faculty (FTEF) and SCH/FTEF Aggregated by University by Department within College

Department	Year	<u>Student Credit Hours</u>				<u>Full Time Equated Faculty</u>				<u>SCH/FTEF</u>			
		Summer	Fall	Winter	F + W (a)	Summer	Fall	Winter	Avg F + W (b)	Summer	Fall	Winter	F + W (a / b)
<u>College of Allied Health Sciences</u>													
Nursing & Dental Hygiene	2002-03	644.00	2,615.00	2,484.00	5,099.00	5.76	12.52	14.06	13.29	111.79	208.80	176.70	383.64
Nursing & Dental Hygiene	2003-04	428.00	3,100.00	2,958.00	6,058.00	2.64	15.59	16.72	16.16	161.95	198.81	176.94	374.99
Nursing & Dental Hygiene	2004-05	544.00	3,309.00	3,109.00	6,418.00	4.48	14.33	16.01	15.17	121.43	230.91	194.15	423.02
<u>College of Arts and Sciences</u>													
Biological Sciences	2000-01	1,615.00	5,928.00	5,574.00	11,502.00	9.56	21.19	20.38	20.79	168.93	279.72	273.47	553.30
Biological Sciences	2001-02	1,478.00	7,007.00	6,112.00	13,119.00	8.37	22.53	20.84	21.68	176.59	311.05	293.33	605.07
Biological Sciences	2002-03	1,736.00	7,769.00	6,349.00	14,118.00	9.15	24.11	22.79	23.45	189.62	322.27	278.56	602.06
Biological Sciences	2003-04	1,533.00	8,338.00	6,848.00	15,186.00	9.02	25.52	23.15	24.33	170.05	326.77	295.81	624.09
Biological Sciences	2004-05	1,851.00	8,173.00	7,132.00	15,305.00	8.52	24.45	24.09	24.27	217.18	334.27	296.06	630.61
College of Arts & Sciences	2002-03	0.00	7.00	0.00	7.00	0.00	0.08	0.00	0.04		91.00		182.00
Humanities	2000-01	1,569.00	10,367.00	10,430.00	20,797.00	7.16	31.62	30.59	31.10	219.13	327.91	341.00	668.69
Humanities	2001-02	1,717.00	10,957.00	11,219.00	22,176.00	6.50	34.21	32.44	33.33	264.15	320.27	345.82	665.42
Humanities	2002-03	1,571.00	11,315.00	11,697.00	23,012.00	6.55	36.81	37.71	37.26	239.85	307.41	310.16	617.60
Humanities	2003-04	1,490.00	12,123.00	11,851.00	23,974.00	6.81	40.19	37.61	38.90	218.80	301.66	315.13	616.34
Humanities	2004-05	1,951.00	13,206.00	12,342.00	25,548.00	8.00	44.06	39.86	41.96	243.88	299.71	309.66	608.87
Language and Literature	2000-01	2,465.00	13,043.00	10,305.00	23,348.00	14.41	55.50	43.75	49.63	171.05	235.01	235.54	470.49
Language and Literature	2001-02	2,368.00	13,333.00	11,150.00	24,483.00	10.30	52.90	45.99	49.45	229.98	252.04	242.44	495.16
Language and Literature	2002-03	2,530.00	12,898.00	11,594.00	24,492.00	13.55	55.13	50.60	52.86	186.75	233.98	229.14	463.32
Language and Literature	2003-04	2,342.00	13,291.00	11,493.00	24,784.00	11.90	53.25	47.47	50.36	196.81	249.61	242.10	492.14

FERRIS STATE UNIVERSITY

Student Credit Hours (SCH), Full Time Equated Faculty (FTEF) and SCH/FTEF Aggregated by University by Department within College

Department	Year	<u>Student Credit Hours</u>				<u>Full Time Equated Faculty</u>				<u>SCH/FTEF</u>			
		Summer	Fall	Winter	F + W (a)	Summer	Fall	Winter	Avg F + W (b)	Summer	Fall	Winter	F + W (a / b)
<u>College of Arts and Sciences</u>													
Language and Literature	2004-05	2,352.00	12,349.00	10,696.00	23,045.00	11.08	52.39	48.33	50.36	212.27	235.71	221.30	457.59
Mathematics	2000-01	1,066.00	10,044.00	7,871.00	17,915.00	5.89	29.55	24.64	27.09	181.07	339.90	319.44	661.19
Mathematics	2001-02	1,212.00	10,467.00	8,069.00	18,536.00	6.08	30.64	24.65	27.64	199.34	341.61	327.34	670.50
Mathematics	2002-03	1,144.00	10,470.00	7,961.00	18,431.00	7.07	31.39	25.58	28.49	161.81	333.55	311.18	647.01
Mathematics	2003-04	924.00	10,976.00	7,768.00	18,744.00	5.07	32.81	25.08	28.94	182.25	334.53	309.73	647.57
Mathematics	2004-05	1,171.00	10,015.00	7,602.00	17,617.00	4.99	33.13	28.04	30.58	234.75	302.32	271.14	576.05
Physical Sciences	2000-01	797.00	5,749.00	5,126.00	10,875.00	5.09	17.19	18.39	17.79	156.74	334.50	278.74	611.35
Physical Sciences	2001-02	821.00	5,629.00	5,424.00	11,053.00	4.91	16.82	18.01	17.41	167.18	334.67	301.20	634.73
Physical Sciences	2002-03	773.00	6,511.00	5,666.00	12,177.00	4.24	18.32	19.20	18.76	182.45	355.49	295.05	649.11
Physical Sciences	2003-04	959.00	6,924.00	6,061.00	12,985.00	5.41	18.72	19.02	18.87	177.36	369.86	318.70	688.16
Physical Sciences	2004-05	931.00	7,262.00	6,391.00	13,653.00	3.21	19.86	19.47	19.67	289.62	365.57	328.30	694.24
Social Sciences	2000-01	1,934.00	8,891.00	9,338.00	18,229.00	8.24	27.20	28.45	27.82	234.71	326.88	328.27	655.18
Social Sciences	2001-02	1,893.00	9,216.00	9,728.00	18,944.00	8.23	28.10	27.88	27.99	230.06	327.94	348.94	676.80
Social Sciences	2002-03	2,079.00	9,741.00	10,364.00	20,105.00	10.09	28.09	29.60	28.84	206.03	346.84	350.14	697.06
Social Sciences	2003-04	1,998.00	9,871.00	11,060.00	20,931.00	7.85	31.09	31.31	31.20	254.63	317.49	353.20	670.82
Social Sciences	2004-05	2,036.00	9,942.00	10,817.00	20,759.00	12.19	31.37	32.14	31.76	166.97	316.91	336.53	653.68
<u>College of Business</u>													
Accountancy, Finance, Econ, & Statistics	2002-03	0.00	0.00	5,814.00	5,814.00	0.00	0.00	20.50	10.25			283.61	567.22
Accountancy, Finance, Econ, & Statistics	2003-04	1,140.00	5,691.00	5,940.00	11,631.00	4.50	20.00	20.00	20.00	253.33	284.55	297.00	581.55

FERRIS STATE UNIVERSITY

Student Credit Hours (SCH), Full Time Equated Faculty (FTEF) and SCH/FTEF Aggregated by University by Department within College

Department	Year	<u>Student Credit Hours</u>				<u>Full Time Equated Faculty</u>				<u>SCH/FTEF</u>			
		Summer	Fall	Winter	F + W (a)	Summer	Fall	Winter	Avg F + W (b)	Summer	Fall	Winter	F + W (a / b)
<u>College of Business</u>													
Accountancy, Finance, Econ, & Statistics	2004-05	1,254.00	6,081.00	5,800.00	11,881.00	5.17	20.50	17.92	19.21	242.71	296.63	323.72	618.53
Accountancy/Econ/Applied Stats	2000-01	1,175.00	4,923.00	5,286.00	10,209.00	4.25	17.91	17.34	17.63	276.47	274.82	304.79	579.12
Accountancy/Econ/Applied Stats	2001-02	1,116.00	4,896.00	5,271.00	10,167.00	4.75	17.50	17.75	17.63	234.95	279.77	296.96	576.85
Accountancy/Econ/Applied Stats	2002-03	993.00	5,244.00	0.00	5,244.00	4.17	18.00	0.00	9.00	238.13	291.33		582.67
College of Business Graduate Programs	2002-03	0.00	0.00	759.00	759.00	0.00	0.00	7.25	3.62			104.69	209.38
College of Business Graduate Programs	2003-04	522.00	877.00	804.00	1,681.00	4.01	6.16	5.00	5.58	130.17	142.37	160.73	301.19
College of Business Graduate Programs	2004-05	528.00	861.00	789.00	1,650.00	3.99	6.49	6.02	6.26	132.33	132.61	131.01	263.68
Computer Information Systems Dept	2000-01	2,323.00	6,203.00	6,196.00	12,399.00	15.66	29.36	26.95	28.16	148.32	211.27	229.89	440.37
Computer Information Systems Dept	2001-02	1,889.00	6,025.00	6,090.00	12,115.00	11.83	27.83	27.27	27.55	159.73	216.49	223.28	439.71
Computer Information Systems Dept	2002-03	1,527.00	5,264.00	4,118.00	9,382.00	9.34	26.68	17.90	22.29	163.52	197.29	230.06	420.89
Computer Information Systems Dept	2003-04	789.00	3,905.00	3,810.00	7,715.00	4.00	15.92	14.63	15.27	197.25	245.34	260.46	505.17
Computer Information Systems Dept	2004-05	615.00	3,294.00	3,180.00	6,474.00	2.50	14.01	13.00	13.50	246.00	235.12	244.62	479.38
Management	2000-01	1,292.00	5,597.00	5,525.00	11,122.00	6.08	20.87	20.22	20.54	212.50	268.25	273.31	541.48
Management	2001-02	1,135.00	5,749.00	6,063.00	11,812.00	4.83	20.25	20.43	20.34	234.99	283.97	296.74	580.76
Management	2002-03	1,403.00	5,678.00	5,840.00	11,518.00	6.48	22.25	23.41	22.83	216.60	255.19	249.47	504.51
Management	2003-04	978.00	5,385.00	6,233.00	11,618.00	3.92	21.50	20.00	20.75	249.64	250.43	311.61	559.82
Management	2004-05	1,217.00	5,790.00	7,146.00	12,936.00	5.00	19.27	22.58	20.93	243.40	300.48	316.43	618.17
Marketing	2000-01	1,543.00	5,981.00	5,244.00	11,225.00	6.59	23.75	24.15	23.95	234.32	251.81	217.10	468.63
Marketing	2001-02	1,639.00	5,812.00	5,398.00	11,210.00	6.59	28.81	24.82	26.81	248.90	201.76	217.48	418.06

FERRIS STATE UNIVERSITY

Student Credit Hours (SCH), Full Time Equated Faculty (FTEF) and SCH/FTEF Aggregated by University by Department within College

Department	Year	<u>Student Credit Hours</u>				<u>Full Time Equated Faculty</u>				<u>SCH/FTEF</u>			
		Summer	Fall	Winter	F + W (a)	Summer	Fall	Winter	Avg F + W (b)	Summer	Fall	Winter	F + W (a / b)
<u>College of Business</u>													
Marketing	2002-03	1,508.00	5,529.00	4,916.00	10,445.00	7.23	24.42	20.98	22.70	208.64	226.42	234.26	460.09
Marketing	2003-04	1,333.00	5,097.00	4,991.00	10,088.00	5.35	21.13	19.33	20.23	249.10	241.18	258.16	498.58
Marketing	2004-05	1,421.00	5,228.00	4,829.00	10,057.00	6.45	20.59	19.55	20.07	220.31	253.89	247.01	501.08
<u>College of Education</u>													
Child Development	2000-01	19.00	365.00	0.00	365.00	0.25	1.50	0.00	0.75	76.00	242.53		485.07
Criminal Justice	2000-01	1,280.00	3,194.00	0.00	3,194.00	9.34	13.31	0.00	6.66	137.04	239.97		479.94
Leisure Studies and Wellness	2000-01	298.00	1,411.00	0.00	1,411.00	1.66	5.99	0.00	3.00	179.52	235.56		471.12
Occupational Education	2000-01	1,515.00	3,225.00	0.00	3,225.00	8.71	13.06	0.00	6.53	173.94	246.88		493.75
Television Production	2000-01	76.00	471.00	0.00	471.00	0.55	3.33	0.00	1.66	138.18	141.44		282.88
<u>College of Education & Human Serv</u>													
Criminal Justice	2000-01	0.00	0.00	3,093.00	3,093.00	0.00	0.00	13.15	6.58			235.21	470.42
Criminal Justice	2001-02	1,471.00	3,383.00	3,360.00	6,743.00	9.29	13.47	14.51	13.99	158.34	251.19	231.56	482.02
Criminal Justice	2002-03	1,318.00	3,123.00	3,508.00	6,631.00	9.57	15.30	16.43	15.86	137.72	204.16	213.51	418.01
Criminal Justice	2003-04	1,329.00	3,789.00	3,703.00	7,492.00	9.54	16.67	15.98	16.33	139.31	227.35	231.66	458.93
Criminal Justice	2004-05	1,642.00	3,325.00	3,852.00	7,177.00	6.81	14.10	16.20	15.15	241.07	235.89	237.75	473.77
Leisure Studies and Wellness	2000-01	0.00	0.00	1,369.00	1,369.00	0.00	0.00	5.97	2.98			229.48	458.96

FERRIS STATE UNIVERSITY

Student Credit Hours (SCH), Full Time Equated Faculty (FTEF) and SCH/FTEF Aggregated by University by Department within College

Department	Year	<u>Student Credit Hours</u>				<u>Full Time Equated Faculty</u>				<u>SCH/FTEF</u>			
		Summer	Fall	Winter	F + W (a)	Summer	Fall	Winter	Avg F + W (b)	Summer	Fall	Winter	F + W (a / b)
<u>College of Education & Human Serv</u>													
Leisure Studies and Wellness	2001-02	292.00	1,541.00	1,451.00	2,992.00	1.76	6.33	5.90	6.11	165.91	243.50	245.93	489.35
Leisure Studies and Wellness	2002-03	295.00	1,345.00	1,536.00	2,881.00	1.91	5.99	6.46	6.23	154.45	224.35	237.93	462.79
Leisure Studies and Wellness	2003-04	193.00	1,248.00	1,284.00	2,532.00	1.15	5.05	5.00	5.02	167.94	247.29	256.80	504.05
Leisure Studies and Wellness	2004-05	175.00	1,488.00	1,076.00	2,564.00	1.17	5.69	4.65	5.17	149.57	261.74	231.40	496.18
School of Education	2000-01	0.00	0.00	3,069.00	3,069.00	0.00	0.00	15.57	7.79			197.09	394.18
School of Education	2001-02	1,807.00	3,721.00	3,693.00	7,414.00	8.79	17.29	20.52	18.91	205.60	215.21	179.94	392.13
School of Education	2002-03	1,869.00	4,637.00	4,725.00	9,362.00	12.31	23.12	23.02	23.07	151.81	200.52	205.25	405.76
School of Education	2003-04	2,395.00	5,561.00	5,894.00	11,455.00	9.47	26.65	30.80	28.73	252.90	208.66	191.35	398.77
School of Education	2004-05	2,302.00	5,978.00	5,925.00	11,903.00	13.95	31.96	33.31	32.64	165.00	187.02	177.89	364.72
Television Production	2000-01	0.00	0.00	496.00	496.00	0.00	0.00	3.84	1.92			129.17	258.33
Television Production	2001-02	42.00	573.00	458.00	1,031.00	0.15	4.16	3.42	3.79	280.00	137.74	133.92	272.03
Television Production	2002-03	222.00	801.00	490.00	1,291.00	2.11	4.42	3.67	4.04	105.03	181.22	133.51	319.16
Television Production	2003-04	225.00	869.00	696.00	1,565.00	2.00	4.99	3.84	4.42	112.50	174.15	181.25	354.47
Television Production	2004-05	244.00	822.00	766.00	1,588.00	1.83	5.24	5.25	5.25	133.33	156.87	145.90	302.76
<u>College of Optometry</u>													
Optometry	2000-01	406.00	2,362.00	2,382.00	4,744.00	2.00	20.66	21.72	21.19	203.00	114.35	109.67	223.90
Optometry	2001-02	443.00	2,357.00	2,396.00	4,753.00	13.25	20.66	20.25	20.45	33.43	114.11	118.32	232.39
Optometry	2002-03	405.00	2,295.00	2,362.00	4,657.00	11.00	19.17	20.30	19.73	36.82	119.74	116.37	236.01
Optometry	2003-04	416.00	2,362.00	2,403.00	4,765.00	10.00	18.65	19.30	18.98	41.60	126.65	124.49	251.10
Optometry	2004-05	403.00	2,384.00	2,362.00	4,746.00	11.00	21.15	22.14	21.65	36.64	112.72	106.67	219.24

FERRIS STATE UNIVERSITY

Student Credit Hours (SCH), Full Time Equated Faculty (FTEF) and SCH/FTEF Aggregated by University by Department within College

Department	Year	<u>Student Credit Hours</u>				<u>Full Time Equated Faculty</u>				<u>SCH/FTEF</u>			
		Summer	Fall	Winter	F + W (a)	Summer	Fall	Winter	Avg F + W (b)	Summer	Fall	Winter	F + W (a / b)
<u>College of Pharmacy</u>													
Pharmacy	2000-01	1,633.00	5,505.00	4,660.00	10,165.00	13.17	26.82	26.75	26.78	123.99	205.28	174.21	379.53
Pharmacy	2001-02	692.00	5,459.00	4,508.00	9,967.00	14.01	28.84	29.07	28.96	49.38	189.26	155.08	344.21
Pharmacy	2002-03	970.00	5,447.00	5,472.00	10,919.00	15.20	31.82	30.68	31.25	63.82	171.18	178.37	349.42
Pharmacy	2003-04	988.00	6,482.00	6,414.00	12,896.00	20.10	33.74	34.45	34.10	49.15	192.09	186.19	378.22
Pharmacy	2004-05	2,102.00	6,543.00	6,317.00	12,860.00	35.10	36.50	37.92	37.21	59.89	179.26	166.59	345.61
<u>College of Profess & Tech Studies</u>													
Professional & Technological Studies	2003-04	4.00	82.00	118.00	200.00	0.00	1.00	1.33	1.17		82.00	88.72	171.67
Professional & Technological Studies	2004-05	27.00	368.00	353.00	721.00	0.25	1.75	2.34	2.04	108.00	210.29	150.85	352.57
<u>College of Technology</u>													
Architectural Tech & Facilities Mgmt	2000-01	0.00	0.00	1,209.00	1,209.00	0.00	0.00	7.17	3.58			168.62	337.24
Architectural Tech & Facilities Mgmt	2001-02	62.00	1,118.00	1,159.00	2,277.00	0.92	6.58	7.47	7.03	67.39	169.91	155.15	324.13
Architectural Tech & Facilities Mgmt	2002-03	104.00	1,054.00	892.00	1,946.00	0.92	7.31	7.41	7.36	113.04	144.15	120.38	264.37
Architectural Tech & Facilities Mgmt	2003-04	93.00	1,167.00	935.00	2,102.00	0.92	6.03	6.00	6.02	101.09	193.37	155.83	349.32
Architectural Tech & Facilities Mgmt	2004-05	26.00	1,022.00	957.00	1,979.00	0.21	5.41	6.00	5.70	123.81	188.94	159.50	346.92
Automotive	2000-01	0.00	0.00	2,914.00	2,914.00	0.00	0.00	17.78	8.89			163.89	327.78
Automotive	2001-02	547.00	3,025.00	2,784.00	5,809.00	5.14	19.42	18.42	18.92	106.42	155.77	151.14	307.03
Automotive	2002-03	681.00	3,257.00	3,096.00	6,353.00	5.75	18.53	19.91	19.22	118.43	175.73	155.50	330.51
Automotive	2003-04	503.00	4,050.00	3,982.00	8,032.00	4.50	20.41	22.73	21.57	111.78	198.44	175.19	372.38
Automotive	2004-05	629.00	4,297.00	4,048.00	8,345.00	5.20	23.41	24.50	23.95	120.96	183.56	165.22	348.37

FERRIS STATE UNIVERSITY

Student Credit Hours (SCH), Full Time Equated Faculty (FTEF) and SCH/FTEF Aggregated by University by Department within College

Department	Year	<u>Student Credit Hours</u>				<u>Full Time Equated Faculty</u>				<u>SCH/FTEF</u>			
		Summer	Fall	Winter	F + W (a)	Summer	Fall	Winter	Avg F + W (b)	Summer	Fall	Winter	F + W (a / b)
<u>College of Technology</u>													
Construction & Facilities	2000-01	435.00	5,882.00	0.00	5,882.00	2.36	29.25	0.00	14.62	184.71	201.09		402.19
Construction Technology & Management	2000-01	0.00	0.00	2,119.00	2,119.00	0.00	0.00	10.13	5.07			209.13	418.26
Construction Technology & Management	2001-02	0.00	2,235.00	1,943.00	4,178.00	0.00	9.80	10.33	10.07	227.96	188.12		415.05
Construction Technology & Management	2002-03	0.00	2,536.00	2,168.00	4,704.00	0.00	8.65	10.51	9.58	293.18	206.28		491.02
Construction Technology & Management	2003-04	0.00	2,544.00	2,459.00	5,003.00	0.00	9.24	10.35	9.80	275.35	237.49		510.68
Construction Technology & Management	2004-05	54.00	2,702.00	2,549.00	5,251.00	0.66	9.55	10.82	10.18	81.82	283.07	235.50	515.58
Design, Manufacturing & Graphic Arts	2000-01	827.00	8,047.00	0.00	8,047.00	5.77	43.10	0.00	21.55	143.33	186.71		373.41
Electronics/CNS	2000-01	0.00	0.00	1,465.00	1,465.00	0.00	0.00	10.61	5.30			138.08	276.15
Electronics/CNS	2001-02	86.00	1,656.00	1,549.00	3,205.00	0.67	10.00	10.60	10.30	128.36	165.60	146.09	311.12
Electronics/CNS	2002-03	108.00	1,417.00	1,612.00	3,029.00	0.67	8.04	10.51	9.27	161.19	176.35	153.34	326.61
Electronics/CNS	2003-04	84.00	1,685.00	1,599.00	3,284.00	0.67	8.83	9.60	9.22	125.37	190.74	166.50	356.23
Electronics/CNS	2004-05	92.00	1,609.00	1,528.00	3,137.00	0.67	8.82	8.17	8.50	137.31	182.43	187.03	369.28
HVACR	2000-01	0.00	0.00	1,168.00	1,168.00	0.00	0.00	7.70	3.85			151.69	303.38
HVACR	2001-02	102.00	1,353.00	1,174.00	2,527.00	0.67	6.75	7.82	7.28	152.24	200.44	150.18	346.94
HVACR	2002-03	96.00	1,381.00	1,163.00	2,544.00	0.67	5.85	7.69	6.77	143.28	236.01	151.29	375.81
HVACR	2003-04	140.00	1,435.00	1,146.00	2,581.00	1.08	6.95	7.00	6.97	129.63	206.50	163.79	370.15
HVACR	2004-05	112.00	1,485.00	1,202.00	2,687.00	0.75	7.19	6.66	6.92	149.33	206.61	180.48	388.08
Heavy Equipment	2000-01	0.00	0.00	1,002.00	1,002.00	0.00	0.00	6.99	3.49			143.35	286.70

FERRIS STATE UNIVERSITY

Student Credit Hours (SCH), Full Time Equated Faculty (FTEF) and SCH/FTEF Aggregated by University by Department within College

Department	Year	<u>Student Credit Hours</u>				<u>Full Time Equated Faculty</u>				<u>SCH/FTEF</u>			
		Summer	Fall	Winter	F + W (a)	Summer	Fall	Winter	Avg F + W (b)	Summer	Fall	Winter	F + W (a / b)
<u>College of Technology</u>													
Heavy Equipment	2001-02	116.00	1,016.00	990.00	2,006.00	1.34	7.17	6.67	6.92	86.57	141.70	148.43	289.88
Heavy Equipment	2002-03	270.00	1,070.00	894.00	1,964.00	2.50	6.83	6.50	6.67	108.00	156.59	137.54	294.60
Heavy Equipment	2003-04	156.00	744.00	692.00	1,436.00	0.97	5.16	6.89	6.03	160.82	144.19	100.44	238.34
Heavy Equipment	2004-05	108.00	810.00	754.00	1,564.00	0.92	5.33	4.58	4.96	117.39	151.97	164.63	315.64
Manufacturing Engineering Technology	2000-01	0.00	0.00	2,041.00	2,041.00	0.00	0.00	12.86	6.43			158.71	317.42
Manufacturing Engineering Technology	2001-02	162.00	2,586.00	2,098.00	4,684.00	1.06	12.19	12.78	12.48	152.83	212.14	164.16	375.17
Manufacturing Engineering Technology	2002-03	288.00	2,606.00	2,108.00	4,714.00	1.50	12.33	12.17	12.25	192.00	211.35	173.28	384.89
Manufacturing Engineering Technology	2003-04	170.00	2,530.00	1,986.00	4,516.00	1.20	12.66	12.46	12.56	141.67	199.86	159.39	359.57
Manufacturing Engineering Technology	2004-05	219.00	2,388.00	1,966.00	4,354.00	1.42	12.12	11.83	11.97	154.23	197.04	166.19	363.60
Mechanical Design	2000-01	0.00	0.00	1,721.00	1,721.00	0.00	0.00	10.22	5.11			168.40	336.79
Mechanical Design	2001-02	96.00	2,144.00	1,829.00	3,973.00	0.25	9.80	9.53	9.66	384.00	218.78	191.92	411.07
Mechanical Design	2002-03	196.00	2,109.00	1,928.00	4,037.00	1.67	8.35	10.29	9.32	117.37	252.50	187.37	433.10
Mechanical Design	2003-04	40.00	2,168.00	1,986.00	4,154.00	0.27	9.54	9.06	9.30	148.15	227.19	219.21	446.60
Mechanical Design	2004-05	131.00	2,007.00	1,875.00	3,882.00	0.44	9.78	10.42	10.10	297.73	205.14	179.94	384.29
Plastics and Rubber	2000-01	0.00	0.00	1,727.00	1,727.00	0.00	0.00	9.75	4.87			177.13	354.26
Plastics and Rubber	2001-02	448.00	1,362.00	1,620.00	2,982.00	2.98	9.78	8.95	9.37	150.34	139.26	181.01	318.42
Plastics and Rubber	2002-03	421.00	1,179.00	1,548.00	2,727.00	4.02	8.88	9.42	9.15	104.73	132.85	164.33	298.11
Plastics and Rubber	2003-04	384.00	1,236.00	1,268.00	2,504.00	2.49	7.90	8.17	8.03	154.22	156.46	155.20	311.64
Plastics and Rubber	2004-05	372.00	833.00	1,069.00	1,902.00	2.28	7.89	7.73	7.81	163.16	105.59	138.34	243.59

FERRIS STATE UNIVERSITY

Student Credit Hours (SCH), Full Time Equated Faculty (FTEF) and SCH/FTEF Aggregated by University by Department within College

Department	Year	<u>Student Credit Hours</u>				<u>Full Time Equated Faculty</u>				<u>SCH/FTEF</u>			
		Summer	Fall	Winter	F + W (a)	Summer	Fall	Winter	Avg F + W (b)	Summer	Fall	Winter	F + W (a / b)
<u>College of Technology</u>													
Printing & Imaging Technology Mgmt	2000-01	0.00	0.00	1,051.00	1,051.00	0.00	0.00	9.00	4.50			116.78	233.56
Printing & Imaging Technology Mgmt	2001-02	90.00	1,220.00	977.00	2,197.00	0.92	9.42	9.25	9.33	97.83	129.51	105.62	235.35
Printing & Imaging Technology Mgmt	2002-03	163.00	958.00	1,015.00	1,973.00	1.17	8.25	9.08	8.67	139.32	116.12	111.78	227.70
Printing & Imaging Technology Mgmt	2003-04	191.00	953.00	953.00	1,906.00	1.17	7.89	8.00	7.94	163.25	120.80	119.13	239.92
Printing & Imaging Technology Mgmt	2004-05	214.00	1,018.00	983.00	2,001.00	1.17	7.88	6.34	7.11	182.91	129.27	155.05	281.53
Surveying	2000-01	0.00	0.00	861.00	861.00	0.00	0.00	6.10	3.05			141.09	282.18
Surveying	2001-02	276.00	720.00	960.00	1,680.00	1.25	4.64	6.88	5.76	220.80	155.10	139.60	291.69
Surveying	2002-03	114.00	764.00	994.00	1,758.00	1.00	5.50	6.36	5.93	114.00	138.91	156.29	296.46
Surveying	2003-04	3.00	673.00	966.00	1,639.00	0.00	5.33	6.15	5.74		126.19	157.11	285.49
Surveying	2004-05	81.00	705.00	893.00	1,598.00	0.50	5.43	6.32	5.88	162.00	129.73	141.32	271.92
Transportation & Electronics	2000-01	927.00	5,794.00	0.00	5,794.00	7.75	33.67	0.00	16.83	119.61	172.08		344.16
Welding	2000-01	0.00	0.00	800.00	800.00	0.00	0.00	5.55	2.78			144.14	288.29
Welding	2001-02	108.00	1,041.00	749.00	1,790.00	0.67	6.02	5.42	5.72	161.19	173.03	138.19	313.04
Welding	2002-03	76.00	935.00	781.00	1,716.00	0.67	5.58	4.59	5.09	113.43	167.56	170.15	337.46
Welding	2003-04	124.00	1,132.00	828.00	1,960.00	0.84	4.69	5.92	5.31	147.62	241.34	139.86	369.45
Welding	2004-05	108.00	0.00	0.00	0.00	0.67	0.00	0.00	0.00	161.19			
Welding Engineering Technology	2004-05	0.00	1,210.00	954.00	2,164.00	0.00	5.69	6.35	6.02		212.76	150.17	359.47
<u>Kendall College of Art & Design</u>													

FERRIS STATE UNIVERSITY

Student Credit Hours (SCH), Full Time Equated Faculty (FTEF) and SCH/FTEF Aggregated by University by Department within College

Department	Year	<u>Student Credit Hours</u>				<u>Full Time Equated Faculty</u>				<u>SCH/FTEF</u>			
		Summer	Fall	Winter	F + W (a)	Summer	Fall	Winter	Avg F + W (b)	Summer	Fall	Winter	F + W (a / b)
<u>Kendall College of Art & Design</u>													
Design Studies	2000-01	0.00	0.00	3,571.00	3,571.00	0.00	0.00	28.33	14.17			126.04	252.07
Design Studies	2001-02	553.00	3,891.00	3,939.00	7,830.00	11.21	32.53	29.04	30.78	49.31	119.61	135.64	254.35
Design Studies	2002-03	632.00	4,425.00	4,397.00	8,822.00	9.88	37.14	41.60	39.37	63.95	119.16	105.70	224.09
Design Studies	2003-04	750.00	4,674.00	4,599.00	9,273.00	15.11	43.26	43.72	43.49	49.63	108.05	105.18	213.22
Design Studies	2004-05	684.00	4,752.00	4,833.00	9,585.00	16.06	44.07	46.08	45.07	42.60	107.84	104.89	212.66
Fine Arts/Foundation	2000-01	0.00	0.00	1,767.00	1,767.00	0.00	0.00	15.64	7.82			113.00	226.01
Fine Arts/Foundation	2001-02	90.00	2,361.00	1,933.00	4,294.00	4.67	18.55	12.73	15.64	19.27	127.28	151.86	274.56
Fine Arts/Foundation	2002-03	129.00	2,358.00	1,892.00	4,250.00	2.66	19.42	17.09	18.25	48.50	121.42	110.73	232.83
Fine Arts/Foundation	2003-04	111.00	2,444.00	2,204.00	4,648.00	4.10	19.40	15.90	17.65	27.07	125.98	138.63	263.35
Fine Arts/Foundation	2004-05	105.00	2,650.00	2,299.00	4,949.00	5.54	21.75	18.25	20.00	18.96	121.84	125.98	247.46
Liberal Arts & Sciences	2000-01	0.00	0.00	2,190.00	2,190.00	0.00	0.00	7.84	3.92			279.34	558.67
Liberal Arts & Sciences	2001-02	363.00	2,547.00	2,427.00	4,974.00	4.28	10.22	10.02	10.12	84.90	249.22	242.27	491.56
Liberal Arts & Sciences	2002-03	597.00	2,982.00	2,940.00	5,922.00	5.48	12.66	12.98	12.82	108.98	235.61	226.44	461.93
Liberal Arts & Sciences	2003-04	627.00	3,375.00	3,426.00	6,801.00	6.57	15.32	15.70	15.51	95.43	220.25	218.24	438.47
Liberal Arts & Sciences	2004-05	711.00	3,426.00	3,240.00	6,666.00	10.73	16.79	17.33	17.06	66.28	204.05	186.99	390.78
<u>University College</u>													
Developmental Programs & Curriculum	2000-01	34.00	2,975.00	1,422.00	4,397.00	0.25	11.46	9.45	10.45	137.37	259.68	150.54	420.72
Developmental Programs & Curriculum	2001-02	275.00	3,759.00	1,648.00	5,407.00	3.27	17.81	10.63	14.22	84.03	211.08	155.04	380.26
Developmental Programs & Curriculum	2002-03	263.00	4,420.00	1,224.00	5,644.00	3.08	19.70	9.65	14.68	85.39	224.37	126.78	384.54
Developmental Programs & Curriculum	2003-04	287.00	4,585.00	1,190.00	5,775.00	2.75	21.04	10.43	15.74	104.36	217.87	114.06	366.92

FERRIS STATE UNIVERSITY

Student Credit Hours (SCH), Full Time Equated Faculty (FTEF) and SCH/FTEF Aggregated by University by Department within College

Department	Year	<u>Student Credit Hours</u>				<u>Full Time Equated Faculty</u>				<u>SCH/FTEF</u>			
		Summer	Fall	Winter	F + W (a)	Summer	Fall	Winter	Avg F + W (b)	Summer	Fall	Winter	F + W (a / b)
<u>University College</u>													
Developmental Programs & Curriculum	2004-05	168.00	3,932.00	1,035.00	4,967.00	2.75	16.78	7.20	11.99	61.09	234.39	143.75	414.35
Educational and Career Counseling	2000-01	6.00	892.00	242.00	1,134.00	0.08	3.67	1.50	2.58	72.73	243.36	161.33	439.08

FERRIS STATE UNIVERSITY

Student Credit Hours (SCH), Full Time Equated Faculty (FTEF) and SCH/FTEF Aggregated by Course Prefix within College and Department

Prefix	Year	<u>Student Credit Hours</u>				<u>Full Time Equated Faculty</u>				<u>SCH/FTEF</u>			
		Summer	Fall	Winter	F + W (a)	Summer	Fall	Winter	Avg F + W (b)	Summer	Fall	Winter	F + W (a / b)
<u>College of Allied Health Sciences</u>													
<u>College of Allied Health Sciences</u>													
CAHS	2000-01	1.00	111.00	72.00	183.00	0.00	0.16	0.50	0.33		693.75	144.00	554.55
CAHS	2001-02	6.00	109.00	52.00	161.00	0.17	1.24	0.25	0.74	36.00	88.24	208.00	216.79
CAHS	2002-03	6.00	0.00	87.00	87.00	0.33	0.00	0.25	0.13	18.00		348.00	696.00
CAHS	2003-04	0.00	0.00	69.00	69.00	0.00	0.00	0.25	0.13			276.00	552.00
CAHS	2004-05	0.00	8.00	84.00	92.00	0.00	0.00	0.25	0.13			336.00	736.00
<u>Health Management</u>													
CCHS	2000-01	61.00	630.00	747.00	1,377.00	0.41	2.15	2.65	2.40	148.78	293.48	282.37	574.69
CCHS	2001-02	113.00	873.00	791.00	1,664.00	0.44	2.63	2.44	2.53	259.44	332.14	324.76	657.18
CCHS	2002-03	130.00	1,159.00	819.00	1,978.00	0.35	3.52	2.93	3.23	374.49	328.96	279.18	612.69
CCHS	2003-04	279.00	1,222.00	1,074.00	2,296.00	1.04	3.53	3.27	3.40	268.74	346.48	328.35	675.52
EHSM	2000-01	0.00	354.00	375.00	729.00	0.00	4.37	3.30	3.83		81.07	113.65	190.18
EHSM	2001-02	104.00	459.00	580.00	1,039.00	0.82	3.28	3.08	3.18	126.24	139.85	188.18	326.52
EHSM	2002-03	232.00	453.00	565.00	1,018.00	1.84	2.55	4.22	3.38	126.09	177.70	134.00	300.93
EHSM	2003-04	181.00	684.00	459.00	1,143.00	0.99	2.92	3.23	3.07	182.21	234.01	142.31	371.81
HCSA	2000-01	326.00	359.00	400.00	759.00	1.79	2.52	2.05	2.29	182.50	142.25	194.82	331.66
HCSA	2001-02	276.00	265.00	327.00	592.00	2.08	1.80	2.03	1.92	132.61	146.91	161.10	308.85
HCSA	2002-03	160.00	327.00	490.00	817.00	1.22	1.66	2.32	1.99	130.84	196.59	211.49	410.53
HCSA	2003-04	176.00	524.00	585.00	1,109.00	1.67	2.04	2.79	2.41	105.32	256.93	209.90	459.55
IEHM	2000-01	204.00	0.00	0.00	0.00	1.92	0.00	0.00	0.00	106.42			
MRIS	2000-01	284.00	452.00	664.00	1,116.00	2.54	4.04	4.29	4.17	111.96	111.80	154.87	267.94

FERRIS STATE UNIVERSITY

Student Credit Hours (SCH), Full Time Equated Faculty (FTEF) and SCH/FTEF Aggregated by Course Prefix within College and Department

Prefix	Year	<u>Student Credit Hours</u>				<u>Full Time Equated Faculty</u>				<u>SCH/FTEF</u>			
		Summer	Fall	Winter	F + W (a)	Summer	Fall	Winter	Avg F + W (b)	Summer	Fall	Winter	F + W (a / b)
<u>College of Allied Health Sciences</u>													
<u>Health Management</u>													
MRIS	2001-02	366.00	727.00	873.00	1,600.00	2.38	4.12	4.08	4.10	154.04	176.50	213.97	390.29
MRIS	2002-03	452.00	870.00	1,003.00	1,873.00	2.57	2.64	3.40	3.02	175.60	329.03	295.20	620.01
MRIS	2003-04	496.00	1,161.00	1,280.00	2,441.00	2.84	4.30	5.47	4.88	174.85	270.18	233.94	499.76
<u>Health Management Department</u>													
CCHS	2004-05	284.00	1,176.00	985.00	2,161.00	1.18	3.20	3.07	3.13	241.65	367.42	321.32	689.73
CLLS	2004-05	0.00	271.00	379.00	650.00	0.00	2.58	2.89	2.74		105.04	131.14	237.66
EHSM	2004-05	246.00	576.00	555.00	1,131.00	1.29	3.26	3.61	3.44	190.78	176.42	153.69	328.97
HCSA	2004-05	132.00	1,125.00	962.00	2,087.00	0.78	4.30	3.21	3.76	169.23	261.58	299.51	555.59
MRIS	2004-05	714.00	1,185.00	1,308.00	2,493.00	3.37	4.81	5.32	5.06	211.87	246.48	246.03	492.49
RESP	2004-05	266.00	430.00	423.00	853.00	1.41	2.32	2.19	2.26	188.62	185.41	192.87	378.08
<u>Health Related Programs</u>													
CLLS	2000-01	201.00	210.00	327.00	537.00	2.50	3.00	3.00	3.00	80.49	70.00	109.00	179.00
CLLS	2001-02	231.00	190.00	306.00	496.00	2.65	3.00	3.00	3.00	87.17	63.33	102.00	165.33
CLLS	2002-03	200.00	284.00	268.00	552.00	1.45	2.90	2.61	2.75	137.93	97.93	102.68	200.36
CLLS	2003-04	93.00	289.00	406.00	695.00	0.93	2.33	2.65	2.49	100.00	124.03	153.21	279.12
CLLS	2004-05	107.00	0.00	0.00	0.00	0.60	0.00	0.00	0.00	179.53			
NUCM	2000-01	60.00	438.00	335.00	773.00	1.00	2.00	2.00	2.00	60.00	219.00	167.50	386.50
NUCM	2001-02	120.00	513.00	341.00	854.00	1.00	2.00	1.90	1.95	120.00	256.50	179.47	437.95

FERRIS STATE UNIVERSITY

Student Credit Hours (SCH), Full Time Equated Faculty (FTEF) and SCH/FTEF Aggregated by Course Prefix within College and Department

Prefix	Year	<u>Student Credit Hours</u>				<u>Full Time Equated Faculty</u>				<u>SCH/FTEF</u>			
		Summer	Fall	Winter	F + W (a)	Summer	Fall	Winter	Avg F + W (b)	Summer	Fall	Winter	F + W (a / b)
<u>College of Allied Health Sciences</u>													
<u>Health Related Programs</u>													
NUCM	2002-03	133.00	503.00	381.00	884.00	1.00	2.38	1.69	2.04	133.00	211.34	225.44	434.40
NUCM	2003-04	120.00	519.00	401.00	920.00	1.00	2.00	2.00	2.00	120.00	259.50	200.50	460.00
NUCM	2004-05	190.00	0.00	0.00	0.00	1.06	0.00	0.00	0.00	179.25			
OPHT	2000-01	48.00	206.00	0.00	206.00	0.65	2.42	0.00	1.21	73.85	85.12		170.25
OPTI	2000-01	0.00	0.00	144.00	144.00	0.00	0.00	2.00	1.00			72.00	144.00
OPTI	2001-02	32.00	80.00	56.00	136.00	0.33	0.76	1.42	1.09	96.00	104.62	39.44	124.50
OPTI	2002-03	36.00	0.00	0.00	0.00	0.67	0.00	0.00	0.00	54.00			
RADI	2000-01	847.00	1,161.00	1,068.00	2,229.00	2.65	3.00	3.00	3.00	319.62	387.00	356.00	743.00
RADI	2001-02	844.00	1,041.00	960.00	2,001.00	2.48	2.92	3.00	2.96	340.32	356.91	320.00	676.39
RADI	2002-03	599.00	1,050.00	951.00	2,001.00	2.50	3.00	3.00	3.00	239.60	350.00	317.00	667.00
RADI	2003-04	623.00	1,104.00	993.00	2,097.00	2.50	2.70	2.90	2.80	249.20	408.76	342.41	748.81
RADI	2004-05	664.00	0.00	0.00	0.00	1.26	0.00	0.00	0.00	527.28			
RESP	2000-01	192.00	164.00	232.00	396.00	1.00	2.00	2.00	2.00	192.00	82.00	116.00	198.00
RESP	2001-02	54.00	137.00	112.00	249.00	1.00	2.00	2.00	2.00	54.00	68.50	56.00	124.50
RESP	2002-03	144.00	131.00	132.00	263.00	1.00	2.00	1.86	1.93	144.00	65.50	71.08	136.37
RESP	2003-04	168.00	338.00	453.00	791.00	1.00	2.00	2.41	2.20	168.00	169.00	188.16	358.93
RESP	2004-05	156.00	0.00	0.00	0.00	0.71	0.00	0.00	0.00	221.00			
SONO	2001-02	0.00	125.00	100.00	225.00	0.00	1.00	1.00	1.00		125.00	100.00	225.00
SONO	2002-03	108.00	341.00	331.00	672.00	1.00	1.50	1.50	1.50	108.00	227.33	220.67	448.00
SONO	2003-04	141.00	350.00	330.00	680.00	0.75	2.00	2.00	2.00	187.17	175.00	165.00	340.00
SONO	2004-05	120.00	0.00	0.00	0.00	0.89	0.00	0.00	0.00	134.83			

FERRIS STATE UNIVERSITY

Student Credit Hours (SCH), Full Time Equated Faculty (FTEF) and SCH/FTEF Aggregated by Course Prefix within College and Department

Prefix	Year	<u>Student Credit Hours</u>				<u>Full Time Equated Faculty</u>				<u>SCH/FTEF</u>			
		Summer	Fall	Winter	F + W (a)	Summer	Fall	Winter	Avg F + W (b)	Summer	Fall	Winter	F + W (a / b)
<u>College of Allied Health Sciences</u>													
<u>Health Related Programs</u>													
<u>Imaging Sciences</u>													
NUCM	2004-05	0.00	710.00	534.00	1,244.00	0.00	2.00	2.11	2.05		355.00	253.08	605.35
RADI	2004-05	0.00	1,068.00	936.00	2,004.00	0.00	2.81	2.48	2.64		380.67	377.42	758.29
SONO	2004-05	0.00	298.00	277.00	575.00	0.00	0.95	1.27	1.11		313.68	218.11	518.02
<u>Nursing & Dental Hygiene</u>													
DHYG	2000-01	77.00	1,303.00	1,178.00	2,481.00	1.00	5.40	5.00	5.20	77.00	241.15	235.60	476.97
DHYG	2001-02	64.00	1,324.00	1,190.00	2,514.00	1.00	3.90	4.16	4.03	64.00	339.80	286.06	624.10
DHYG	2002-03	46.00	1,344.00	1,174.00	2,518.00	1.00	4.22	4.34	4.28	46.00	318.18	270.51	588.04
DHYG	2003-04	62.00	1,467.00	1,248.00	2,715.00	1.00	4.91	4.22	4.56	62.00	298.94	295.73	594.92
DHYG	2004-05	68.00	1,489.00	1,397.00	2,886.00	1.00	4.52	5.05	4.78	68.00	329.45	276.63	603.16
NURS	2000-01	351.00	1,143.00	1,029.00	2,172.00	2.48	9.46	8.92	9.19	141.53	120.87	115.36	236.39
NURS	2001-02	551.00	1,370.00	1,292.00	2,662.00	4.00	9.48	8.68	9.08	137.75	144.53	148.87	293.20
NURS	2002-03	598.00	1,271.00	1,310.00	2,581.00	4.76	8.30	9.72	9.01	125.61	153.13	134.80	286.49
NURS	2003-04	366.00	1,633.00	1,710.00	3,343.00	1.64	10.69	12.50	11.59	222.78	152.83	136.82	288.40
NURS	2004-05	476.00	1,820.00	1,712.00	3,532.00	3.48	9.81	10.96	10.39	136.78	185.51	156.16	340.04

FERRIS STATE UNIVERSITY

Student Credit Hours (SCH), Full Time Equated Faculty (FTEF) and SCH/FTEF Aggregated by Course Prefix within College and Department

Prefix	Year	<u>Student Credit Hours</u>				<u>Full Time Equated Faculty</u>				<u>SCH/FTEF</u>			
		Summer	Fall	Winter	F + W (a)	Summer	Fall	Winter	Avg F + W (b)	Summer	Fall	Winter	F + W (a / b)
<u>College of Arts and Sciences</u>													
<u>Biological Sciences</u>													
BIOL	2000-01	1,474.00	5,523.00	5,381.00	10,904.00	8.59	18.79	18.67	18.73	171.60	294.01	288.15	582.18
BIOL	2001-02	1,370.00	6,681.00	5,861.00	12,542.00	7.53	20.12	19.05	19.58	182.00	332.08	307.65	640.40
BIOL	2002-03	1,619.00	7,492.00	6,159.00	13,651.00	8.31	21.74	20.99	21.37	194.76	344.56	293.40	638.86
BIOL	2003-04	1,440.00	8,037.00	6,668.00	14,705.00	8.21	23.28	21.35	22.31	175.48	345.29	312.32	659.03
BIOL	2004-05	1,728.00	7,940.00	6,971.00	14,911.00	7.71	22.23	22.11	22.17	224.10	357.09	315.33	672.55
HORT	2000-01	141.00	405.00	193.00	598.00	0.97	2.41	1.71	2.06	145.30	168.20	112.96	290.55
HORT	2001-02	108.00	326.00	251.00	577.00	0.84	2.41	1.79	2.10	128.25	135.39	140.54	275.17
HORT	2002-03	117.00	277.00	190.00	467.00	0.84	2.36	1.80	2.08	138.94	117.21	105.56	224.34
HORT	2003-04	93.00	301.00	180.00	481.00	0.81	2.24	1.80	2.02	114.96	134.38	100.00	238.12
HORT	2004-05	123.00	233.00	161.00	394.00	0.81	2.22	1.98	2.10	151.47	105.19	81.18	187.69
<u>College of Arts & Sciences</u>													
COAS	2002-03	0.00	7.00	0.00	7.00	0.00	0.08	0.00	0.04		91.00		182.00
<u>Humanities</u>													
AFAM	2004-05	0.00	57.00	0.00	57.00	0.00	0.25	0.00	0.13		228.00		456.00
ARTH	2000-01	52.00	183.00	237.00	420.00	0.35	0.50	0.50	0.50	147.82	366.00	474.00	840.00
ARTH	2001-02	31.00	210.00	255.00	465.00	0.19	0.58	0.58	0.58	166.00	360.00	437.14	797.14
ARTH	2002-03	0.00	249.00	364.00	613.00	0.00	0.75	0.83	0.79		332.00	436.80	774.32
ARTH	2003-04	0.00	207.00	372.00	579.00	0.00	0.69	1.00	0.84		301.09	372.00	686.22
ARTH	2004-05	51.00	255.00	579.00	834.00	0.35	0.69	1.49	1.09	144.00	370.91	387.85	765.01

FERRIS STATE UNIVERSITY

Student Credit Hours (SCH), Full Time Equated Faculty (FTEF) and SCH/FTEF Aggregated by Course Prefix within College and Department

Prefix	Year	<u>Student Credit Hours</u>				<u>Full Time Equated Faculty</u>				<u>SCH/FTEF</u>			
		Summer	Fall	Winter	F + W (a)	Summer	Fall	Winter	Avg F + W (b)	Summer	Fall	Winter	F + W (a / b)
<u>College of Arts and Sciences</u>													
<u>Humanities</u>													
ARTS	2000-01	49.00	471.00	567.00	1,038.00	0.25	1.75	2.00	1.87	196.00	269.14	283.50	553.60
ARTS	2001-02	48.00	531.00	564.00	1,095.00	0.25	2.00	2.00	2.00	192.00	265.50	282.00	547.50
ARTS	2002-03	57.00	582.00	606.00	1,188.00	0.25	2.25	2.25	2.25	228.00	258.67	269.33	528.00
ARTS	2003-04	66.00	598.00	597.00	1,195.00	0.25	2.25	2.25	2.25	264.00	265.78	265.33	531.11
ARTS	2004-05	49.00	556.00	570.00	1,126.00	0.34	2.25	2.25	2.25	144.12	247.11	253.33	500.44
COMH	2000-01	0.00	261.00	0.00	261.00	0.00	1.00	0.00	0.50		261.00		522.00
COMH	2001-02	0.00	333.00	0.00	333.00	0.00	1.38	0.00	0.69		242.18		484.36
COMH	2002-03	0.00	405.00	0.00	405.00	0.00	1.50	0.00	0.75		270.00		540.00
COMH	2003-04	0.00	576.00	0.00	576.00	0.00	2.25	0.00	1.13		256.00		512.00
COMH	2004-05	0.00	591.00	0.00	591.00	0.00	2.00	0.00	1.00		295.50		591.00
COMM	2000-01	661.00	4,207.00	4,295.00	8,502.00	2.91	13.87	13.88	13.87	227.15	303.42	309.55	612.97
COMM	2001-02	756.00	4,533.00	4,440.00	8,973.00	3.00	14.96	14.33	14.65	252.00	302.98	309.87	612.70
COMM	2002-03	627.00	4,857.00	4,646.00	9,503.00	3.00	15.50	16.75	16.13	209.00	313.35	277.37	589.33
COMM	2003-04	653.00	5,135.00	4,494.00	9,629.00	3.22	17.25	16.00	16.63	202.80	297.68	280.88	579.19
COMM	2004-05	780.00	5,101.00	4,214.00	9,315.00	3.54	17.25	16.00	16.63	220.65	295.71	263.38	560.30
HIST	2000-01	327.00	1,557.00	1,608.00	3,165.00	1.25	3.25	3.25	3.25	261.60	479.08	494.77	973.85
HIST	2001-02	378.00	1,947.00	2,028.00	3,975.00	1.25	4.00	4.25	4.13	302.40	486.75	477.18	963.64
HIST	2002-03	414.00	1,533.00	1,947.00	3,480.00	1.50	3.69	4.25	3.97	276.00	415.19	458.12	876.32
HIST	2003-04	279.00	1,881.00	2,439.00	4,320.00	1.25	4.17	5.50	4.83	223.20	451.44	443.45	893.79
HIST	2004-05	567.00	2,661.00	2,520.00	5,181.00	2.00	7.50	6.36	6.93	283.50	354.80	396.40	747.77
HUMN	2000-01	393.00	2,364.00	2,428.00	4,792.00	1.90	6.00	5.75	5.88	207.03	394.00	422.26	815.66

FERRIS STATE UNIVERSITY

Student Credit Hours (SCH), Full Time Equated Faculty (FTEF) and SCH/FTEF Aggregated by Course Prefix within College and Department

Prefix	Year	<u>Student Credit Hours</u>				<u>Full Time Equated Faculty</u>				<u>SCH/FTEF</u>			
		Summer	Fall	Winter	F + W (a)	Summer	Fall	Winter	Avg F + W (b)	Summer	Fall	Winter	F + W (a / b)
<u>College of Arts and Sciences</u>													
<u>Humanities</u>													
HUMN	2001-02	405.00	2,106.00	2,472.00	4,578.00	1.81	6.17	5.92	6.04	223.36	341.51	417.80	757.74
HUMN	2002-03	414.00	2,334.00	2,715.00	5,049.00	1.50	7.23	7.62	7.42	276.00	322.79	356.46	680.12
HUMN	2003-04	471.00	2,589.00	2,460.00	5,049.00	1.50	8.08	6.86	7.47	314.00	320.29	358.75	675.88
HUMN	2004-05	378.00	2,706.00	2,953.00	5,659.00	1.15	8.50	7.76	8.13	329.89	318.35	380.68	696.19
MUSI	2000-01	84.00	996.00	1,065.00	2,061.00	0.50	3.25	3.59	3.42	168.00	306.46	296.93	602.93
MUSI	2001-02	95.00	963.00	1,162.00	2,125.00	0.00	3.13	3.79	3.46		308.16	306.46	614.46
MUSI	2002-03	59.00	1,043.00	1,155.00	2,198.00	0.30	3.63	4.01	3.82	196.67	287.72	287.84	575.57
MUSI	2003-04	21.00	882.00	1,214.00	2,096.00	0.59	3.50	4.00	3.75	35.59	252.00	303.53	558.96
MUSI	2004-05	93.00	1,055.00	1,202.00	2,257.00	0.50	3.38	4.00	3.69	186.00	312.59	300.50	612.07
THTR	2000-01	3.00	328.00	230.00	558.00	0.00	2.00	1.63	1.81		164.00	141.54	307.86
THTR	2001-02	4.00	334.00	298.00	632.00	0.00	2.00	1.57	1.79		167.00	189.64	353.92
THTR	2002-03	0.00	312.00	264.00	576.00	0.00	2.26	2.00	2.13		138.05	132.00	270.42
THTR	2003-04	0.00	255.00	275.00	530.00	0.00	2.00	2.00	2.00		127.50	137.50	265.00
THTR	2004-05	33.00	224.00	235.00	459.00	0.13	2.25	2.00	2.13	264.00	99.56	117.50	216.00
WGST	2004-05	0.00	0.00	69.00	69.00	0.00	0.00	0.00	0.00				
<u>Language and Literature</u>													
ENGL	2000-01	1,638.00	9,482.00	7,696.00	17,178.00	8.09	38.48	31.75	35.11	202.45	246.43	242.39	489.21
ENGL	2001-02	1,872.00	10,165.00	7,896.00	18,061.00	7.83	39.85	32.50	36.18	239.08	255.06	242.95	499.24
ENGL	2002-03	1,928.00	9,510.00	7,938.00	17,448.00	9.37	40.81	32.96	36.88	205.76	233.03	240.87	473.06
ENGL	2003-04	1,686.00	10,103.00	7,821.00	17,924.00	8.16	39.13	32.80	35.96	206.58	258.21	238.45	498.40

FERRIS STATE UNIVERSITY

Student Credit Hours (SCH), Full Time Equated Faculty (FTEF) and SCH/FTEF Aggregated by Course Prefix within College and Department

Prefix	Year	<u>Student Credit Hours</u>				<u>Full Time Equated Faculty</u>				<u>SCH/FTEF</u>			
		Summer	Fall	Winter	F + W (a)	Summer	Fall	Winter	Avg F + W (b)	Summer	Fall	Winter	F + W (a / b)
<u>College of Arts and Sciences</u>													
<u>Language and Literature</u>													
ENGL	2004-05	1,905.00	9,398.00	7,189.00	16,587.00	9.05	38.90	32.12	35.51	210.50	241.61	223.84	467.15
FREN	2000-01	133.00	356.00	324.00	680.00	1.00	1.33	1.25	1.29	133.00	267.67	259.20	527.13
FREN	2001-02	191.00	422.00	364.00	786.00	0.82	1.66	1.66	1.66	233.44	254.22	219.28	473.49
FREN	2002-03	149.00	421.00	368.00	789.00	0.82	1.67	1.92	1.79	182.11	252.10	191.67	439.55
FREN	2003-04	96.00	369.00	327.00	696.00	0.83	1.54	1.33	1.43	115.66	240.23	245.60	485.45
FREN	2004-05	110.00	350.00	378.00	728.00	0.25	1.25	1.33	1.29	440.00	280.00	284.21	564.34
GERM	2000-01	0.00	218.00	199.00	417.00	0.00	1.00	1.00	1.00		218.00	199.00	417.00
GERM	2001-02	29.00	239.00	202.00	441.00	0.25	1.00	1.00	1.00	116.00	239.00	202.00	441.00
GERM	2002-03	0.00	219.00	197.00	416.00	0.00	1.00	1.00	1.00		219.00	197.00	416.00
GERM	2003-04	30.00	231.00	242.00	473.00	0.25	1.00	0.92	0.96	120.00	231.00	264.00	493.57
GERM	2004-05	0.00	219.00	226.00	445.00	0.00	1.00	0.92	0.96		219.00	246.55	464.35
IEPG	2000-01	332.00	696.00	0.00	696.00	3.00	4.50	0.00	2.25	110.67	154.67		309.33
JRNL	2000-01	0.00	93.00	81.00	174.00	0.00	0.58	0.33	0.46		159.43	243.00	379.64
JRNL	2001-02	0.00	144.00	114.00	258.00	0.00	0.92	0.67	0.79		157.09	171.00	325.89
JRNL	2002-03	0.00	111.00	180.00	291.00	0.00	0.67	1.25	0.96		166.50	144.00	303.65
JRNL	2003-04	0.00	129.00	129.00	258.00	0.00	0.67	0.67	0.67		193.50	193.50	387.00
JRNL	2004-05	0.00	144.00	123.00	267.00	0.00	0.92	0.67	0.79		157.09	184.50	337.26
LANG	2002-03	0.00	0.00	75.00	75.00	0.00	0.00	0.25	0.13			300.00	600.00
LANG	2003-04	27.00	7.00	168.00	175.00	0.25	0.00	0.50	0.25	108.00		336.96	702.01
LANG	2004-05	57.00	8.00	117.00	125.00	0.25	0.00	0.50	0.25	228.00		234.00	500.00

FERRIS STATE UNIVERSITY

Student Credit Hours (SCH), Full Time Equated Faculty (FTEF) and SCH/FTEF Aggregated by Course Prefix within College and Department

Prefix	Year	<u>Student Credit Hours</u>				<u>Full Time Equated Faculty</u>				<u>SCH/FTEF</u>			
		Summer	Fall	Winter	F + W (a)	Summer	Fall	Winter	Avg F + W (b)	Summer	Fall	Winter	F + W (a / b)
<u>College of Arts and Sciences</u>													
<u>Language and Literature</u>													
LITR	2000-01	135.00	1,323.00	1,410.00	2,733.00	0.75	5.94	6.09	6.01	180.00	222.75	231.65	454.51
LITR	2001-02	153.00	1,452.00	1,719.00	3,171.00	0.75	6.14	6.83	6.49	204.00	236.51	251.56	488.87
LITR	2002-03	261.00	1,689.00	1,893.00	3,582.00	1.79	7.65	9.22	8.44	145.81	220.85	205.25	424.65
LITR	2003-04	144.00	1,368.00	1,686.00	3,054.00	0.75	6.92	6.68	6.80	192.37	197.78	252.36	449.20
LITR	2004-05	159.00	1,194.00	1,430.00	2,624.00	1.20	6.67	8.22	7.44	132.50	179.10	173.91	352.47
SPAN	2000-01	205.00	875.00	595.00	1,470.00	1.24	3.67	3.33	3.50	165.32	238.42	178.68	420.00
SPAN	2001-02	123.00	911.00	855.00	1,766.00	0.65	3.33	3.33	3.33	189.76	273.57	256.76	530.33
SPAN	2002-03	192.00	948.00	943.00	1,891.00	1.57	3.33	4.00	3.67	122.36	284.68	235.75	515.96
SPAN	2003-04	359.00	1,084.00	1,120.00	2,204.00	1.66	4.00	4.58	4.29	216.27	271.00	244.54	513.75
SPAN	2004-05	121.00	1,036.00	1,233.00	2,269.00	0.33	3.66	4.58	4.12	366.67	283.06	269.21	550.73
TCOM	2000-01	22.00	0.00	0.00	0.00	0.33	0.00	0.00	0.00	66.67			
<u>Mathematics</u>													
CPSC	2000-01	30.00	60.00	56.00	116.00	0.25	0.25	0.29	0.27	120.88	240.00	196.00	433.07
CPSC	2001-02	39.00	69.00	32.00	101.00	0.25	0.25	0.33	0.29	155.43	276.00	96.00	346.29
CPSC	2002-03	0.00	47.00	120.00	167.00	0.00	0.53	0.58	0.56		88.13	205.71	299.10
CPSC	2003-04	0.00	166.00	63.00	229.00	0.00	0.86	0.25	0.55		193.91	252.00	414.08
CPSC	2004-05	12.00	181.00	115.00	296.00	0.25	0.80	0.86	0.83	48.00	226.93	134.34	357.99
MATH	2000-01	1,036.00	9,984.00	7,815.00	17,799.00	5.64	29.30	24.35	26.83	183.72	340.75	320.89	663.47
MATH	2001-02	1,173.00	10,398.00	8,037.00	18,435.00	5.83	30.39	24.32	27.35	201.23	342.15	330.51	673.96
MATH	2002-03	1,144.00	10,423.00	7,841.00	18,264.00	7.07	30.86	25.00	27.93	161.81	337.79	313.64	653.96

FERRIS STATE UNIVERSITY

Student Credit Hours (SCH), Full Time Equated Faculty (FTEF) and SCH/FTEF Aggregated by Course Prefix within College and Department

Prefix	Year	<u>Student Credit Hours</u>				<u>Full Time Equated Faculty</u>				<u>SCH/FTEF</u>			
		Summer	Fall	Winter	F + W (a)	Summer	Fall	Winter	Avg F + W (b)	Summer	Fall	Winter	F + W (a / b)
<u>College of Arts and Sciences</u>													
<u>Mathematics</u>													
MATH	2003-04	924.00	10,810.00	7,705.00	18,515.00	5.07	31.95	24.83	28.39	182.25	338.30	310.31	652.12
MATH	2004-05	1,159.00	9,834.00	7,487.00	17,321.00	4.74	32.33	27.18	29.76	244.61	304.18	275.44	582.11
<u>Physical Sciences</u>													
ASTR	2000-01	88.00	180.00	144.00	324.00	0.42	0.63	0.44	0.53	209.52	288.00	324.00	605.92
ASTR	2001-02	80.00	0.00	220.00	220.00	0.40	0.00	0.56	0.28	200.00		396.00	792.00
ASTR	2002-03	84.00	292.00	300.00	592.00	0.40	0.60	0.60	0.60	210.00	486.67	500.00	986.67
ASTR	2003-04	66.00	292.00	309.00	601.00	0.32	0.60	0.60	0.60	206.25	486.67	515.00	1,001.67
ASTR	2004-05	0.00	300.00	316.00	616.00	0.00	0.60	0.60	0.60		500.00	526.67	1,026.67
CHEM	2000-01	532.00	3,785.00	3,134.00	6,919.00	3.13	10.57	11.70	11.14	169.95	358.02	267.76	621.19
CHEM	2001-02	589.00	3,735.00	3,418.00	7,153.00	3.64	10.27	11.14	10.71	161.77	363.50	306.71	667.91
CHEM	2002-03	644.00	4,279.00	3,462.00	7,741.00	3.44	11.08	12.69	11.88	187.38	386.29	272.90	651.52
CHEM	2003-04	648.00	4,652.00	3,829.00	8,481.00	3.52	12.15	13.02	12.58	184.09	382.91	294.13	673.97
CHEM	2004-05	778.00	4,870.00	3,982.00	8,852.00	2.48	13.03	13.07	13.05	313.14	373.75	304.74	678.39
GEOL	2000-01	16.00	340.00	81.00	421.00	0.27	1.00	0.33	0.67	59.70	340.00	243.00	631.50
GEOL	2001-02	0.00	341.00	47.00	388.00	0.00	1.00	0.44	0.72		341.00	105.75	537.23
GEOL	2002-03	9.00	263.00	99.00	362.00	0.00	1.00	0.67	0.83		263.00	148.57	434.49
GEOL	2003-04	9.00	344.00	81.00	425.00	0.17	1.00	0.33	0.67	52.50	344.00	243.00	637.50
GEOL	2004-05	12.00	345.00	84.00	429.00	0.17	1.00	0.33	0.67	70.00	345.00	252.00	643.50
INCT	2000-01	18.00	63.00	89.00	152.00	0.17	0.67	0.83	0.75	105.88	94.50	106.76	202.62
INCT	2001-02	0.00	50.00	53.00	103.00	0.00	0.67	0.80	0.73		75.00	66.48	140.71

FERRIS STATE UNIVERSITY

Student Credit Hours (SCH), Full Time Equated Faculty (FTEF) and SCH/FTEF Aggregated by Course Prefix within College and Department

Prefix	Year	<u>Student Credit Hours</u>				<u>Full Time Equated Faculty</u>				<u>SCH/FTEF</u>			
		Summer	Fall	Winter	F + W (a)	Summer	Fall	Winter	Avg F + W (b)	Summer	Fall	Winter	F + W (a / b)
<u>College of Arts and Sciences</u>													
<u>Physical Sciences</u>													
INCT	2002-03	0.00	36.00	0.00	36.00	0.00	0.67	0.00	0.33		54.00		108.00
INCT	2003-04	12.00	0.00	0.00	0.00	0.17	0.00	0.00	0.00	71.86			
PHSC	2000-01	0.00	0.00	256.00	256.00	0.00	0.00	0.67	0.33			384.00	768.00
PHSC	2001-02	0.00	176.00	272.00	448.00	0.00	0.85	0.71	0.78		207.00	385.51	575.92
PHSC	2002-03	0.00	172.00	280.00	452.00	0.00	0.67	0.67	0.67		258.00	420.00	678.00
PHSC	2003-04	84.00	192.00	288.00	480.00	0.23	0.67	0.67	0.67	367.50	288.00	432.00	720.00
PHSC	2004-05	76.00	184.00	288.00	472.00	0.23	0.67	0.67	0.67	332.50	276.00	432.00	708.00
PHYS	2000-01	143.00	1,381.00	1,422.00	2,803.00	1.10	4.32	4.41	4.37	130.40	319.43	322.65	642.11
PHYS	2001-02	152.00	1,327.00	1,414.00	2,741.00	0.87	4.03	4.36	4.19	174.71	329.46	324.23	653.48
PHYS	2002-03	36.00	1,469.00	1,525.00	2,994.00	0.40	4.30	4.59	4.44	90.00	341.25	332.61	673.58
PHYS	2003-04	140.00	1,444.00	1,554.00	2,998.00	1.00	4.30	4.40	4.35	140.00	335.44	353.18	688.82
PHYS	2004-05	65.00	1,563.00	1,721.00	3,284.00	0.33	4.57	4.80	4.68	196.97	342.14	358.54	701.09
<u>Social Sciences</u>													
ANTH	2000-01	0.00	297.00	258.00	555.00	0.00	0.80	1.00	0.90		371.25	258.00	616.67
ANTH	2001-02	51.00	333.00	414.00	747.00	0.25	1.00	1.00	1.00	204.00	333.00	414.00	747.00
ANTH	2002-03	11.00	463.00	429.00	892.00	0.00	1.25	1.00	1.13		370.40	429.00	792.89
ANTH	2003-04	0.00	378.00	426.00	804.00	0.00	1.00	1.00	1.00		378.00	426.00	804.00
ANTH	2004-05	0.00	388.00	351.00	739.00	0.00	1.00	1.00	1.00		388.00	351.00	739.00
GEOG	2000-01	183.00	901.00	967.00	1,868.00	0.50	2.50	2.75	2.63	366.00	360.40	351.64	711.62
GEOG	2001-02	183.00	1,034.00	882.00	1,916.00	0.50	2.50	2.75	2.63	366.00	413.60	320.73	729.90

FERRIS STATE UNIVERSITY

Student Credit Hours (SCH), Full Time Equated Faculty (FTEF) and SCH/FTEF Aggregated by Course Prefix within College and Department

Prefix	Year	<u>Student Credit Hours</u>				<u>Full Time Equated Faculty</u>				<u>SCH/FTEF</u>			
		Summer	Fall	Winter	F + W (a)	Summer	Fall	Winter	Avg F + W (b)	Summer	Fall	Winter	F + W (a / b)
<u>College of Arts and Sciences</u>													
<u>Social Sciences</u>													
GEOG	2002-03	201.00	1,081.00	1,191.00	2,272.00	0.75	3.00	3.25	3.13	268.00	360.33	366.46	727.04
GEOG	2003-04	280.00	1,236.00	1,425.00	2,661.00	1.00	3.33	3.80	3.57	280.00	370.80	375.12	746.20
GEOG	2004-05	153.00	1,245.00	1,443.00	2,688.00	0.50	3.50	4.06	3.78	306.00	355.71	355.20	710.88
PLSC	2000-01	360.00	1,054.00	1,131.00	2,185.00	1.75	2.64	2.25	2.45	205.71	398.86	502.67	893.20
PLSC	2001-02	537.00	966.00	1,212.00	2,178.00	2.16	2.50	2.88	2.69	248.61	386.40	421.57	810.42
PLSC	2002-03	639.00	1,081.00	1,330.00	2,411.00	2.50	2.71	3.08	2.90	255.60	398.34	431.82	832.27
PLSC	2003-04	696.00	924.00	1,331.00	2,255.00	2.17	3.33	3.83	3.58	321.23	277.48	347.52	629.89
PLSC	2004-05	648.00	937.00	1,275.00	2,212.00	2.00	3.18	3.75	3.46	324.00	294.65	340.00	638.38
PSYC	2000-01	654.00	3,348.00	3,123.00	6,471.00	2.00	8.50	7.58	8.04	327.00	393.88	412.01	804.85
PSYC	2001-02	595.00	3,483.00	3,514.00	6,997.00	1.75	8.89	8.00	8.44	340.00	391.94	439.25	828.70
PSYC	2002-03	609.00	3,468.00	3,559.00	7,027.00	2.09	8.41	8.41	8.41	291.26	412.37	423.19	835.55
PSYC	2003-04	557.00	3,669.00	3,816.00	7,485.00	1.83	9.91	9.25	9.58	304.37	370.23	412.76	781.52
PSYC	2004-05	405.00	3,579.00	3,516.00	7,095.00	1.75	9.16	8.41	8.79	231.43	390.72	418.07	807.63
SCWK	2000-01	386.00	771.00	917.00	1,688.00	2.99	6.70	6.73	6.71	129.10	115.08	136.26	251.38
SCWK	2001-02	215.00	632.00	768.00	1,400.00	2.32	6.09	6.07	6.08	92.75	103.78	126.52	230.27
SCWK	2002-03	325.00	645.00	795.00	1,440.00	3.75	4.92	5.66	5.29	86.67	131.01	140.46	272.13
SCWK	2003-04	228.00	635.00	985.00	1,620.00	2.10	5.02	6.14	5.58	108.57	126.47	160.42	290.29
SCWK	2004-05	425.00	781.00	1,006.00	1,787.00	4.92	5.76	6.82	6.29	86.37	135.63	147.51	284.14
SOCY	2000-01	351.00	2,229.00	2,688.00	4,917.00	1.00	5.29	7.00	6.14	351.00	421.36	384.00	800.16
SOCY	2001-02	312.00	2,499.00	2,565.00	5,064.00	1.25	6.50	6.00	6.25	249.60	384.46	427.50	810.24
SOCY	2002-03	294.00	2,757.00	2,658.00	5,415.00	1.00	7.00	7.00	7.00	294.00	393.86	379.71	773.57

FERRIS STATE UNIVERSITY

Student Credit Hours (SCH), Full Time Equated Faculty (FTEF) and SCH/FTEF Aggregated by Course Prefix within College and Department

Prefix	Year	<u>Student Credit Hours</u>				<u>Full Time Equated Faculty</u>				<u>SCH/FTEF</u>			
		Summer	Fall	Winter	F + W (a)	Summer	Fall	Winter	Avg F + W (b)	Summer	Fall	Winter	F + W (a / b)
<u>College of Arts and Sciences</u>													
<u>Social Sciences</u>													
SOCY	2003-04	234.00	2,742.00	2,664.00	5,406.00	0.75	7.98	6.25	7.12	312.00	343.58	426.24	759.76
SOCY	2004-05	351.00	2,706.00	2,772.00	5,478.00	2.45	7.67	7.00	7.34	143.00	352.73	396.00	746.75
SSCI	2000-01	0.00	291.00	254.00	545.00	0.00	0.77	1.14	0.95		379.10	223.65	572.68
SSCI	2001-02	0.00	269.00	373.00	642.00	0.00	0.63	1.18	0.90		429.39	315.21	709.47
SSCI	2002-03	0.00	246.00	402.00	648.00	0.00	0.79	1.20	0.99		312.05	335.00	651.80
SSCI	2003-04	3.00	287.00	413.00	700.00	0.00	0.52	1.05	0.78		556.87	393.33	894.35
SSCI	2004-05	54.00	306.00	454.00	760.00	0.57	1.10	1.10	1.10	95.04	277.72	412.73	690.34

FERRIS STATE UNIVERSITY

Student Credit Hours (SCH), Full Time Equated Faculty (FTEF) and SCH/FTEF Aggregated by Course Prefix within College and Department

Prefix	Year	<u>Student Credit Hours</u>				<u>Full Time Equated Faculty</u>				<u>SCH/FTEF</u>			
		Summer	Fall	Winter	F + W (a)	Summer	Fall	Winter	Avg F + W (b)	Summer	Fall	Winter	F + W (a / b)
<u>College of Business</u>													
<u>Accountancy, Finance, Econ. & Statistics</u>													
ACCT	2002-03	0.00	0.00	2,229.00	2,229.00	0.00	0.00	9.25	4.63			240.97	481.95
ACCT	2003-04	252.00	2,289.00	2,307.00	4,596.00	1.50	8.75	8.25	8.50	168.00	261.60	279.64	540.71
ACCT	2004-05	285.00	2,466.00	2,290.00	4,756.00	1.50	8.50	7.42	7.96	190.00	290.12	308.76	597.61
ECON	2002-03	0.00	0.00	1,734.00	1,734.00	0.00	0.00	4.00	2.00			433.50	867.00
ECON	2003-04	528.00	1,887.00	1,830.00	3,717.00	1.50	4.00	4.50	4.25	352.00	471.75	406.67	874.59
ECON	2004-05	603.00	1,905.00	1,944.00	3,849.00	2.00	4.25	4.50	4.38	301.50	448.24	432.00	879.77
FINC	2002-03	0.00	0.00	873.00	873.00	0.00	0.00	3.50	1.75			249.43	498.86
FINC	2003-04	267.00	804.00	966.00	1,770.00	1.00	4.00	3.75	3.88	267.00	201.00	257.60	456.77
FINC	2004-05	264.00	957.00	825.00	1,782.00	1.17	4.75	3.00	3.88	226.29	201.47	275.00	459.87
STQM	2002-03	0.00	0.00	978.00	978.00	0.00	0.00	3.75	1.88			260.80	521.60
STQM	2003-04	93.00	711.00	837.00	1,548.00	0.50	3.25	3.50	3.38	186.00	218.77	239.14	458.67
STQM	2004-05	102.00	753.00	741.00	1,494.00	0.50	3.00	3.00	3.00	204.00	251.00	247.00	498.00
<u>Accountancy/Econ/Applied Stats</u>													
ACCT	2000-01	485.00	2,373.00	2,583.00	4,956.00	2.00	10.08	10.00	10.04	242.50	235.42	258.30	493.63
ACCT	2001-02	423.00	2,424.00	2,469.00	4,893.00	2.00	10.00	9.75	9.88	211.50	242.40	253.23	495.49
ACCT	2002-03	336.00	2,655.00	0.00	2,655.00	2.00	10.25	0.00	5.13	168.00	259.02		518.05
ECON	2000-01	402.00	1,686.00	1,821.00	3,507.00	1.00	4.00	4.25	4.13	402.00	421.50	428.47	850.18
ECON	2001-02	444.00	1,572.00	1,752.00	3,324.00	1.25	4.00	4.00	4.00	355.20	393.00	438.00	831.00
ECON	2002-03	402.00	1,740.00	0.00	1,740.00	0.92	4.00	0.00	2.00	436.96	435.00		870.00

FERRIS STATE UNIVERSITY

Student Credit Hours (SCH), Full Time Equated Faculty (FTEF) and SCH/FTEF Aggregated by Course Prefix within College and Department

Prefix	Year	<u>Student Credit Hours</u>				<u>Full Time Equated Faculty</u>				<u>SCH/FTEF</u>			
		Summer	Fall	Winter	F + W (a)	Summer	Fall	Winter	Avg F + W (b)	Summer	Fall	Winter	F + W (a / b)
<u>College of Business</u>													
<u>Accountancy/Econ/Applied Stats</u>													
STQM	2000-01	288.00	864.00	882.00	1,746.00	1.25	3.83	3.09	3.46	230.40	225.39	285.13	504.14
STQM	2001-02	249.00	900.00	1,050.00	1,950.00	1.50	3.50	4.00	3.75	166.00	257.14	262.50	520.00
STQM	2002-03	255.00	849.00	0.00	849.00	1.25	3.75	0.00	1.88	204.00	226.40		452.80
<u>College of Business Graduate Programs</u>													
MISM	2002-03	0.00	0.00	759.00	759.00	0.00	0.00	7.25	3.62			104.69	209.38
MISM	2003-04	363.00	379.00	339.00	718.00	2.67	2.83	2.22	2.53	135.79	133.76	152.55	284.04
MISM	2004-05	102.00	411.00	351.00	762.00	1.08	3.25	2.58	2.92	94.15	126.46	135.87	261.26
MMBA	2003-04	0.00	498.00	465.00	963.00	0.00	3.33	2.78	3.05		149.70	167.27	315.39
MMBA	2004-05	312.00	450.00	438.00	888.00	1.66	3.24	3.44	3.34	188.33	138.77	127.36	265.80
MTED	2003-04	159.00	0.00	0.00	0.00	1.34	0.00	0.00	0.00	118.95			
MTED	2004-05	114.00	0.00	0.00	0.00	1.25	0.00	0.00	0.00	91.20			
<u>Computer Information Systems Dept</u>													
CISM	2000-01	687.00	87.00	81.00	168.00	5.81	0.50	0.50	0.50	118.31	174.00	162.00	336.00
CISM	2001-02	486.00	105.00	84.00	189.00	2.91	0.50	0.75	0.63	167.03	210.00	112.00	302.40
CISM	2002-03	210.00	0.00	0.00	0.00	0.95	0.00	0.00	0.00	220.42			
CIST	2002-03	0.00	57.00	39.00	96.00	0.00	0.67	0.67	0.67		85.50	58.50	144.00
CIST	2003-04	0.00	3.00	0.00	3.00	0.00	0.00	0.00	0.00				
ISYS	2000-01	939.00	4,989.00	4,968.00	9,957.00	3.67	19.75	18.90	19.32	256.09	252.61	262.86	515.24
ISYS	2001-02	882.00	4,743.00	4,895.00	9,638.00	3.81	19.00	18.61	18.80	231.70	249.63	263.05	512.55

FERRIS STATE UNIVERSITY

Student Credit Hours (SCH), Full Time Equated Faculty (FTEF) and SCH/FTEF Aggregated by Course Prefix within College and Department

Prefix	Year	<u>Student Credit Hours</u>				<u>Full Time Equated Faculty</u>				<u>SCH/FTEF</u>			
		Summer	Fall	Winter	F + W (a)	Summer	Fall	Winter	Avg F + W (b)	Summer	Fall	Winter	F + W (a / b)
<u>College of Business</u>													
<u>Computer Information Systems Dept</u>													
ISYS	2002-03	822.00	4,278.00	4,079.00	8,357.00	4.05	18.77	17.23	18.00	203.19	227.98	236.69	464.30
ISYS	2003-04	789.00	3,902.00	3,810.00	7,712.00	4.00	15.92	14.63	15.27	197.25	245.15	260.46	504.97
ISYS	2004-05	615.00	3,294.00	3,180.00	6,474.00	2.50	14.01	13.00	13.50	246.00	235.12	244.62	479.38
MISM	2000-01	697.00	1,127.00	1,147.00	2,274.00	6.19	9.11	7.55	8.33	112.62	123.71	151.89	272.96
MISM	2001-02	521.00	1,177.00	1,111.00	2,288.00	5.11	8.33	7.92	8.12	101.96	141.30	140.34	281.66
MISM	2002-03	495.00	929.00	0.00	929.00	4.34	7.25	0.00	3.62	114.06	128.14		256.28
<u>Management</u>													
BLAW	2000-01	303.00	1,065.00	1,174.00	2,239.00	1.25	3.67	3.67	3.67	242.40	290.45	319.89	610.36
BLAW	2001-02	309.00	1,227.00	1,180.00	2,407.00	1.00	4.11	3.39	3.75	309.00	298.46	347.67	641.43
BLAW	2002-03	233.00	1,260.00	1,335.00	2,595.00	1.00	4.12	4.14	4.13	233.00	305.76	322.15	627.96
BLAW	2003-04	168.00	1,032.00	1,118.00	2,150.00	0.86	3.54	3.42	3.48	195.35	291.62	327.21	618.20
BLAW	2004-05	189.00	984.00	1,127.00	2,111.00	1.50	2.87	3.30	3.08	126.00	342.75	341.84	684.53
BUSN	2000-01	30.00	729.00	435.00	1,164.00	0.25	2.00	1.25	1.63	120.00	364.50	348.00	716.31
BUSN	2001-02	24.00	657.00	354.00	1,011.00	0.25	2.17	1.00	1.58	96.00	303.23	354.00	638.53
BUSN	2002-03	0.00	666.00	447.00	1,113.00	0.00	3.00	1.52	2.26		222.00	293.55	492.18
BUSN	2003-04	0.00	606.00	807.00	1,413.00	0.00	2.92	2.70	2.81		207.77	298.89	503.15
BUSN	2004-05	117.00	750.00	1,104.00	1,854.00	0.50	2.50	3.25	2.88	234.00	300.00	339.69	644.87
FINC	2000-01	228.00	978.00	786.00	1,764.00	0.75	3.50	2.88	3.19	304.00	279.43	273.39	553.41
FINC	2001-02	246.00	852.00	861.00	1,713.00	0.75	3.27	3.00	3.14	328.00	260.33	287.00	546.17
FINC	2002-03	366.00	885.00	0.00	885.00	1.50	3.92	0.00	1.96	244.00	225.96		451.91

FERRIS STATE UNIVERSITY

Student Credit Hours (SCH), Full Time Equated Faculty (FTEF) and SCH/FTEF Aggregated by Course Prefix within College and Department

Prefix	Year	<u>Student Credit Hours</u>				<u>Full Time Equated Faculty</u>				<u>SCH/FTEF</u>			
		Summer	Fall	Winter	F + W (a)	Summer	Fall	Winter	Avg F + W (b)	Summer	Fall	Winter	F + W (a / b)
<u>College of Business</u>													
<u>Management</u>													
HOMT	2002-03	0.00	0.00	184.00	184.00	0.00	0.00	1.61	0.81			113.97	227.94
HOMT	2003-04	25.00	128.00	290.00	418.00	0.27	0.96	1.03	0.99	94.00	133.63	282.63	421.38
HOMT	2004-05	140.00	106.00	464.00	570.00	0.26	0.49	1.50	0.99	545.07	217.53	309.89	574.43
INSR	2000-01	0.00	45.00	36.00	81.00	0.00	0.25	0.25	0.25		180.00	144.00	324.00
INSR	2001-02	0.00	60.00	0.00	60.00	0.00	0.25	0.00	0.13		240.00		480.00
INSR	2002-03	0.00	0.00	51.00	51.00	0.00	0.00	0.25	0.13			204.00	408.00
INTB	2000-01	66.00	318.00	387.00	705.00	0.75	1.75	2.63	2.19	88.00	181.71	147.43	322.29
INTB	2001-02	75.00	285.00	309.00	594.00	0.75	1.64	1.88	1.76	100.00	173.63	164.80	337.84
INTB	2002-03	165.00	333.00	258.00	591.00	1.25	1.75	1.75	1.75	132.00	190.29	147.55	337.85
INTB	2003-04	57.00	348.00	381.00	729.00	0.50	2.17	1.75	1.96	114.00	160.62	217.71	372.26
INTB	2004-05	24.00	303.00	351.00	654.00	0.25	1.51	1.08	1.30	96.00	200.66	324.00	504.37
LLAW	2000-01	0.00	150.00	159.00	309.00	0.00	0.91	1.40	1.16		164.23	113.79	267.46
LLAW	2001-02	0.00	247.00	268.00	515.00	0.00	0.81	1.25	1.03		305.81	213.84	499.77
LLAW	2002-03	0.00	226.00	208.00	434.00	0.00	1.13	1.25	1.19		200.16	165.97	364.34
LLAW	2003-04	0.00	265.00	264.00	529.00	0.00	1.13	1.25	1.19		234.70	210.65	444.10
LLAW	2004-05	0.00	313.00	313.00	626.00	0.00	1.13	1.18	1.16		277.21	264.85	541.77
MGMT	2000-01	665.00	2,249.00	2,452.00	4,701.00	3.08	8.54	7.88	8.21	215.91	263.50	311.37	572.94
MGMT	2001-02	481.00	2,352.00	2,977.00	5,329.00	2.08	7.74	9.41	8.58	231.25	303.70	316.37	621.30
MGMT	2002-03	639.00	2,278.00	2,954.00	5,232.00	2.73	8.08	9.97	9.03	234.30	281.81	296.33	579.66
MGMT	2003-04	585.00	2,484.00	2,851.00	5,335.00	2.06	8.25	7.96	8.11	284.30	301.09	358.05	658.13
MGMT	2004-05	594.00	2,832.00	3,288.00	6,120.00	2.00	8.51	10.25	9.38	297.00	332.82	320.78	652.49

FERRIS STATE UNIVERSITY

Student Credit Hours (SCH), Full Time Equated Faculty (FTEF) and SCH/FTEF Aggregated by Course Prefix within College and Department

Prefix	Year	<u>Student Credit Hours</u>				<u>Full Time Equated Faculty</u>				<u>SCH/FTEF</u>			
		Summer	Fall	Winter	F + W (a)	Summer	Fall	Winter	Avg F + W (b)	Summer	Fall	Winter	F + W (a / b)
<u>College of Business</u>													
<u>Management</u>													
REAL	2000-01	0.00	63.00	96.00	159.00	0.00	0.25	0.27	0.26		252.00	352.00	608.35
REAL	2001-02	0.00	69.00	114.00	183.00	0.00	0.25	0.50	0.38		274.63	228.00	487.19
REAL	2002-03	0.00	30.00	123.00	153.00	0.00	0.25	0.77	0.51		120.00	159.18	299.20
REAL	2003-04	6.00	75.00	168.00	243.00	0.00	0.25	0.50	0.38		297.62	336.00	646.28
REAL	2004-05	0.00	51.00	135.00	186.00	0.00	0.25	0.75	0.50		204.00	180.34	372.53
RFIM	2002-03	0.00	0.00	280.00	280.00	0.00	0.00	2.14	1.07			131.11	262.23
RFIM	2003-04	137.00	447.00	354.00	801.00	0.23	2.29	1.39	1.84	585.36	195.01	253.96	434.61
RFIM	2004-05	153.00	451.00	364.00	815.00	0.49	2.01	1.28	1.64	310.25	224.08	285.40	495.72
<u>Marketing</u>													
ADVG	2000-01	114.00	692.00	739.00	1,431.00	0.25	1.92	2.42	2.17	456.00	361.04	305.79	660.46
ADVG	2001-02	126.00	647.00	660.00	1,307.00	0.50	1.92	2.42	2.17	252.00	337.57	273.10	603.23
ADVG	2002-03	120.00	665.00	597.00	1,262.00	0.50	1.92	2.00	1.96	240.00	346.96	298.50	644.43
ADVG	2003-04	126.00	671.00	705.00	1,376.00	0.50	2.17	2.17	2.17	252.00	309.69	324.88	634.59
ADVG	2004-05	117.00	751.00	742.00	1,493.00	0.42	2.50	2.55	2.52	280.80	300.40	291.25	591.57
ECOM	2000-01	0.00	0.00	24.00	24.00	0.00	0.00	0.25	0.13			96.00	192.00
ECOM	2001-02	33.00	21.00	30.00	51.00	0.25	0.25	0.33	0.29	132.00	84.00	90.00	174.86
ECOM	2002-03	99.00	33.00	111.00	144.00	0.50	0.25	0.50	0.38	198.00	132.00	222.00	384.00
ECOM	2003-04	117.00	0.00	141.00	141.00	0.50	0.00	0.50	0.25	234.00		282.00	564.00
ECOM	2004-05	126.00	0.00	129.00	129.00	0.50	0.00	0.50	0.25	252.00		258.00	516.00
FSMT	2000-01	32.00	313.00	0.00	313.00	0.59	2.24	0.00	1.12	53.81	139.66		279.32

FERRIS STATE UNIVERSITY

Student Credit Hours (SCH), Full Time Equated Faculty (FTEF) and SCH/FTEF Aggregated by Course Prefix within College and Department

Prefix	Year	<u>Student Credit Hours</u>				<u>Full Time Equated Faculty</u>				<u>SCH/FTEF</u>			
		Summer	Fall	Winter	F + W (a)	Summer	Fall	Winter	Avg F + W (b)	Summer	Fall	Winter	F + W (a / b)
<u>College of Business</u>													
<u>Marketing</u>													
HOMT	2000-01	0.00	0.00	139.00	139.00	0.00	0.00	1.76	0.88			78.99	157.99
HOMT	2001-02	21.00	65.00	187.00	252.00	0.23	0.99	1.95	1.47	89.57	65.77	95.98	171.62
HOMT	2002-03	26.00	80.00	0.00	80.00	0.27	0.98	0.00	0.49	95.50	81.66		163.32
HSMT	2000-01	28.00	101.00	0.00	101.00	0.91	1.01	0.00	0.50	30.93	100.11		200.22
MIMG	2000-01	12.00	81.00	4.00	85.00	0.00	0.75	0.33	0.54		108.00	12.00	156.92
MIMG	2001-02	2.00	85.00	4.00	89.00	0.00	0.88	0.33	0.60		97.14	12.00	147.31
MIMG	2002-03	12.00	110.00	17.00	127.00	0.20	0.63	0.40	0.51	60.00	176.00	42.50	247.80
MIMG	2003-04	52.00	124.00	5.00	129.00	1.00	0.75	0.33	0.54	52.00	165.33	15.00	238.15
MIMG	2004-05	42.00	138.00	10.00	148.00	0.78	0.88	0.50	0.69	53.85	157.71	20.00	215.27
MKTG	2000-01	789.00	1,980.00	1,917.00	3,897.00	3.00	8.00	7.00	7.50	263.00	247.50	273.86	519.60
MKTG	2001-02	780.00	2,061.00	1,962.00	4,023.00	3.42	7.50	6.25	6.88	228.29	274.80	313.92	585.16
MKTG	2002-03	624.00	1,923.00	2,073.00	3,996.00	2.44	7.25	6.75	7.00	255.45	265.24	307.11	570.86
MKTG	2003-04	499.00	1,833.00	2,013.00	3,846.00	1.44	6.17	5.95	6.06	345.97	297.24	338.32	634.83
MKTG	2004-05	523.00	2,163.00	2,042.00	4,205.00	2.43	6.92	6.15	6.54	214.93	312.72	331.78	643.39
PGMG	2000-01	264.00	326.00	169.00	495.00	0.88	0.88	0.88	0.88	300.00	370.45	192.05	562.50
PGMG	2001-02	242.00	330.00	186.00	516.00	0.88	0.88	0.88	0.88	275.00	375.00	211.36	586.36
PGMG	2002-03	248.00	246.00	170.00	416.00	0.88	0.88	0.88	0.88	281.82	279.55	193.18	472.73
PGMG	2003-04	292.00	288.00	161.00	449.00	0.95	0.88	0.88	0.88	306.08	327.27	182.95	510.23
PGMG	2004-05	350.00	296.00	178.00	474.00	1.17	0.88	0.93	0.90	299.15	336.36	191.89	524.45
PREL	2000-01	9.00	232.00	177.00	409.00	0.00	1.00	1.00	1.00		232.00	177.00	409.00
PREL	2001-02	18.00	260.00	303.00	563.00	0.00	1.00	1.50	1.25		260.00	202.00	450.40

FERRIS STATE UNIVERSITY

Student Credit Hours (SCH), Full Time Equated Faculty (FTEF) and SCH/FTEF Aggregated by Course Prefix within College and Department

Prefix	Year	<u>Student Credit Hours</u>				<u>Full Time Equated Faculty</u>				<u>SCH/FTEF</u>			
		Summer	Fall	Winter	F + W (a)	Summer	Fall	Winter	Avg F + W (b)	Summer	Fall	Winter	F + W (a / b)
<u>College of Business</u>													
<u>Marketing</u>													
PREL	2002-03	33.00	376.00	370.00	746.00	0.00	1.25	1.75	1.50		300.80	211.43	497.33
PREL	2003-04	30.00	316.00	297.00	613.00	0.00	1.25	1.25	1.25		252.80	237.60	490.40
PREL	2004-05	33.00	300.00	293.00	593.00	0.00	1.25	1.46	1.36		240.00	200.10	436.95
PTMG	2000-01	58.00	139.00	90.00	229.00	0.20	0.20	0.20	0.20	282.93	678.05	439.02	1,117.07
PTMG	2001-02	68.00	189.00	88.00	277.00	0.20	0.21	0.20	0.21	331.71	921.95	429.27	1,351.22
PTMG	2002-03	50.00	132.00	62.00	194.00	0.20	0.20	0.20	0.20	243.90	643.90	302.44	946.34
PTMG	2003-04	40.00	128.00	52.00	180.00	0.20	0.67	0.50	0.58	195.12	191.04	104.00	307.69
PTMG	2004-05	50.00	122.00	64.00	186.00	0.50	0.67	0.67	0.67	100.00	182.09	95.52	277.61
RETG	2000-01	237.00	477.00	426.00	903.00	0.75	1.75	1.50	1.63	316.00	272.57	284.00	555.69
RETG	2001-02	306.00	485.00	501.00	986.00	0.83	1.75	1.50	1.63	367.20	277.14	334.00	606.77
RETG	2002-03	261.00	498.00	501.00	999.00	1.00	1.75	1.75	1.75	261.00	284.57	286.29	570.86
RETG	2003-04	177.00	528.00	534.00	1,062.00	0.75	2.00	1.50	1.75	236.00	264.00	356.00	606.86
RETG	2004-05	180.00	207.00	297.00	504.00	0.65	0.75	0.64	0.70	276.92	276.00	462.00	723.69
RFIM	2000-01	0.00	0.00	318.00	318.00	0.00	0.00	2.08	1.04			152.91	305.82
RFIM	2001-02	43.00	324.00	280.00	604.00	0.27	2.43	1.63	2.03	161.93	133.24	172.03	297.58
RFIM	2002-03	35.00	352.00	0.00	352.00	1.23	2.27	0.00	1.14	28.51	155.04		310.09
VISC	2000-01	0.00	1,640.00	1,241.00	2,881.00	0.00	6.00	6.73	6.36		273.33	184.40	452.63
VISC	2001-02	0.00	844.00	768.00	1,612.00	0.00	7.34	5.20	6.27		114.93	147.58	256.94
VISC	2002-03	0.00	247.00	250.00	497.00	0.00	2.08	1.82	1.95		118.73	137.25	254.75
VISC	2003-04	0.00	30.00	15.00	45.00	0.00	0.25	0.00	0.13		120.00		360.00
VISD	2001-02	0.00	501.00	429.00	930.00	0.00	3.67	2.62	3.14		136.64	163.57	295.74

FERRIS STATE UNIVERSITY

Student Credit Hours (SCH), Full Time Equated Faculty (FTEF) and SCH/FTEF Aggregated by Course Prefix within College and Department

Prefix	Year	<u>Student Credit Hours</u>				<u>Full Time Equated Faculty</u>				<u>SCH/FTEF</u>			
		Summer	Fall	Winter	F + W (a)	Summer	Fall	Winter	Avg F + W (b)	Summer	Fall	Winter	F + W (a / b)
<u>College of Business</u>													
<u>Marketing</u>													
VISD	2002-03	0.00	867.00	765.00	1,632.00	0.00	4.96	4.93	4.95		174.72	155.22	330.01
VISD	2003-04	0.00	1,179.00	1,068.00	2,247.00	0.00	7.00	6.25	6.63		168.43	170.88	339.17
VISD	2004-05	0.00	1,251.00	1,074.00	2,325.00	0.00	6.75	6.14	6.45		185.33	174.84	360.66

FERRIS STATE UNIVERSITY

Student Credit Hours (SCH), Full Time Equated Faculty (FTEF) and SCH/FTEF Aggregated by Course Prefix within College and Department

Prefix	Year	<u>Student Credit Hours</u>				<u>Full Time Equated Faculty</u>				<u>SCH/FTEF</u>			
		Summer	Fall	Winter	F + W (a)	Summer	Fall	Winter	Avg F + W (b)	Summer	Fall	Winter	F + W (a / b)
<u>College of Education</u>													
<u>Child Development</u>													
EDCD	2000-01	19.00	365.00	0.00	365.00	0.25	1.50	0.00	0.75	76.00	242.53		485.07
<u>Criminal Justice</u>													
CRIM	2000-01	1,280.00	3,141.00	0.00	3,141.00	9.34	13.31	0.00	6.66	137.04	235.99		471.98
MSCI	2000-01	0.00	53.00	0.00	53.00	0.00	0.00	0.00	0.00				
<u>Leisure Studies and Wellness</u>													
HLTH	2000-01	48.00	287.00	0.00	287.00	0.34	1.39	0.00	0.70	142.86	206.32		412.65
PHED	2000-01	154.00	615.00	0.00	615.00	0.81	1.58	0.00	0.79	189.19	390.06		780.13
RMLS	2000-01	96.00	509.00	0.00	509.00	0.51	3.02	0.00	1.51	188.24	168.41		336.83
<u>Occupational Education</u>													
EDUC	2000-01	1,515.00	3,225.00	0.00	3,225.00	8.71	13.06	0.00	6.53	173.94	246.88		493.75
<u>Television Production</u>													
TVPR	2000-01	76.00	471.00	0.00	471.00	0.55	3.33	0.00	1.66	138.18	141.44		282.88

FERRIS STATE UNIVERSITY

Student Credit Hours (SCH), Full Time Equated Faculty (FTEF) and SCH/FTEF Aggregated by Course Prefix within College and Department

Prefix	Year	<u>Student Credit Hours</u>				<u>Full Time Equated Faculty</u>				<u>SCH/FTEF</u>			
		Summer	Fall	Winter	F + W (a)	Summer	Fall	Winter	Avg F + W (b)	Summer	Fall	Winter	F + W (a / b)
<u>College of Education & Human Serv</u>													
<u>Criminal Justice</u>													
CRIM	2000-01	0.00	0.00	3,060.00	3,060.00	0.00	0.00	13.15	6.58			232.70	465.40
CRIM	2001-02	1,471.00	3,329.00	3,324.00	6,653.00	9.29	13.47	14.51	13.99	158.34	247.18	229.08	475.59
CRIM	2002-03	1,318.00	3,080.00	3,462.00	6,542.00	9.57	15.30	16.43	15.86	137.72	201.35	210.71	412.40
CRIM	2003-04	1,329.00	3,761.00	3,675.00	7,436.00	9.54	16.67	15.98	16.33	139.31	225.67	229.91	455.49
CRIM	2004-05	1,642.00	3,301.00	3,819.00	7,120.00	6.81	14.10	16.20	15.15	241.07	234.18	235.71	470.00
MSCI	2000-01	0.00	0.00	33.00	33.00	0.00	0.00	0.00	0.00				
MSCI	2001-02	0.00	54.00	36.00	90.00	0.00	0.00	0.00	0.00				
MSCI	2002-03	0.00	43.00	46.00	89.00	0.00	0.00	0.00	0.00				
MSCI	2003-04	0.00	28.00	28.00	56.00	0.00	0.00	0.00	0.00				
MSCI	2004-05	0.00	24.00	33.00	57.00	0.00	0.00	0.00	0.00				
<u>Leisure Studies and Wellness</u>													
HLTH	2000-01	0.00	0.00	262.00	262.00	0.00	0.00	0.97	0.49			269.49	538.97
HLTH	2001-02	49.00	358.00	322.00	680.00	0.08	1.48	0.95	1.22	583.33	241.49	338.95	559.11
HLTH	2002-03	26.00	380.00	413.00	793.00	0.12	1.30	1.33	1.32	216.67	292.31	309.75	602.28
HLTH	2003-04	45.00	361.00	339.00	700.00	0.25	1.15	1.11	1.13	181.82	313.44	306.06	619.65
HLTH	2004-05	38.00	414.00	193.00	607.00	0.17	1.33	0.81	1.07	223.53	310.50	237.05	565.30
PHED	2000-01	0.00	0.00	545.00	545.00	0.00	0.00	1.88	0.94			290.46	580.92
PHED	2001-02	132.00	642.00	715.00	1,357.00	0.99	2.25	2.35	2.30	133.87	284.78	304.28	589.47
PHED	2002-03	200.00	533.00	662.00	1,195.00	1.29	2.49	2.46	2.48	155.04	214.06	268.87	482.62
PHED	2003-04	70.00	413.00	513.00	926.00	0.44	1.55	1.73	1.64	157.44	267.16	297.27	566.09
PHED	2004-05	58.00	358.00	419.00	777.00	0.40	1.24	1.28	1.26	143.52	287.81	328.08	616.42

FERRIS STATE UNIVERSITY

Student Credit Hours (SCH), Full Time Equated Faculty (FTEF) and SCH/FTEF Aggregated by Course Prefix within College and Department

Prefix	Year	<u>Student Credit Hours</u>				<u>Full Time Equated Faculty</u>				<u>SCH/FTEF</u>			
		Summer	Fall	Winter	F + W (a)	Summer	Fall	Winter	Avg F + W (b)	Summer	Fall	Winter	F + W (a / b)
<u>College of Education & Human Serv</u>													
<u>Leisure Studies and Wellness</u>													
RMLS	2000-01	0.00	0.00	562.00	562.00	0.00	0.00	3.12	1.56			180.29	360.59
RMLS	2001-02	111.00	541.00	414.00	955.00	0.69	2.59	2.60	2.60	160.87	208.74	159.22	367.88
RMLS	2002-03	69.00	432.00	461.00	893.00	0.50	2.21	2.66	2.43	138.00	195.92	173.30	367.11
RMLS	2003-04	78.00	474.00	432.00	906.00	0.46	2.35	2.17	2.26	170.65	201.78	199.38	401.26
RMLS	2004-05	79.00	716.00	464.00	1,180.00	0.60	3.11	2.56	2.83	132.58	230.39	181.34	416.49
<u>School of Education</u>													
ECTE	2001-02	0.00	0.00	239.00	239.00	0.00	0.00	1.78	0.89			134.46	268.91
ECTE	2002-03	423.00	265.00	356.00	621.00	3.29	1.81	2.11	1.96	128.64	146.47	168.76	316.94
ECTE	2003-04	189.00	267.00	220.00	487.00	1.54	1.92	1.53	1.72	122.83	139.07	144.14	282.62
ECTE	2004-05	237.00	104.00	245.00	349.00	2.72	0.54	2.03	1.29	87.13	191.41	120.55	271.00
EDCD	2000-01	0.00	0.00	490.00	490.00	0.00	0.00	2.82	1.41			173.83	347.67
EDCD	2001-02	42.00	324.00	395.00	719.00	0.41	2.42	2.41	2.42	101.61	133.88	163.80	297.63
EDCD	2002-03	52.00	323.00	500.00	823.00	0.52	1.67	2.63	2.15	100.94	193.80	190.11	383.09
EDCD	2003-04	127.00	400.00	494.00	894.00	0.55	1.69	2.39	2.04	229.36	237.39	206.69	438.77
EDCD	2004-05	113.00	414.00	371.00	785.00	1.02	2.00	1.84	1.92	110.78	206.54	201.63	408.38
EDLA	2002-03	0.00	0.00	226.00	226.00	0.00	0.00	0.59	0.30			382.15	764.30
EDLA	2003-04	114.00	440.00	367.00	807.00	0.50	1.43	1.77	1.60	228.00	308.51	206.86	504.32
EDLA	2004-05	252.00	343.00	548.00	891.00	0.97	1.44	2.01	1.72	261.05	239.01	272.23	516.81
EDPE	2004-05	0.00	81.00	63.00	144.00	0.00	0.66	0.50	0.58		122.17	126.00	247.63
EDPH	2003-04	90.00	0.00	24.00	24.00	0.33	0.00	0.25	0.13	271.08		96.00	192.00

FERRIS STATE UNIVERSITY

Student Credit Hours (SCH), Full Time Equated Faculty (FTEF) and SCH/FTEF Aggregated by Course Prefix within College and Department

Prefix	Year	<u>Student Credit Hours</u>				<u>Full Time Equated Faculty</u>				<u>SCH/FTEF</u>			
		Summer	Fall	Winter	F + W (a)	Summer	Fall	Winter	Avg F + W (b)	Summer	Fall	Winter	F + W (a / b)
<u>College of Education & Human Serv</u>													
<u>School of Education</u>													
EDPH	2004-05	78.00	0.00	18.00	18.00	0.76	0.00	0.25	0.13	102.63		72.00	144.00
EDUC	2000-01	0.00	0.00	2,579.00	2,579.00	0.00	0.00	12.75	6.38			202.23	404.47
EDUC	2001-02	1,765.00	3,397.00	3,059.00	6,456.00	8.38	14.87	16.34	15.60	210.73	228.45	187.27	413.78
EDUC	2002-03	1,394.00	4,046.00	3,643.00	7,689.00	8.51	19.65	17.69	18.67	163.84	205.92	205.94	411.85
EDUC	2003-04	1,875.00	4,451.00	4,711.00	9,162.00	6.55	21.62	24.29	22.95	286.45	205.88	193.98	399.17
EDUC	2004-05	1,535.00	4,937.00	4,476.00	9,413.00	7.66	26.65	25.76	26.21	200.49	185.22	173.74	359.16
ERLA	2002-03	0.00	3.00	0.00	3.00	0.00	0.00	0.00	0.00				
ERLA	2003-04	0.00	3.00	36.00	39.00	0.00	0.00	0.20	0.10			180.00	390.00
ERLA	2004-05	0.00	0.00	75.00	75.00	0.00	0.00	0.33	0.17			227.27	454.55
ESPN	2003-04	0.00	0.00	42.00	42.00	0.00	0.00	0.38	0.19			112.00	224.00
ESPN	2004-05	87.00	99.00	129.00	228.00	0.83	0.66	0.58	0.62	104.82	149.25	222.41	366.76
<u>Television Production</u>													
TVPR	2000-01	0.00	0.00	496.00	496.00	0.00	0.00	3.84	1.92			129.17	258.33
TVPR	2001-02	42.00	573.00	458.00	1,031.00	0.15	4.16	3.42	3.79	280.00	137.74	133.92	272.03
TVPR	2002-03	222.00	801.00	490.00	1,291.00	2.11	4.42	3.67	4.04	105.03	181.22	133.51	319.16
TVPR	2003-04	225.00	869.00	696.00	1,565.00	2.00	4.99	3.84	4.42	112.50	174.15	181.25	354.47
TVPR	2004-05	244.00	822.00	766.00	1,588.00	1.83	5.24	5.25	5.25	133.33	156.87	145.90	302.76

FERRIS STATE UNIVERSITY

Student Credit Hours (SCH), Full Time Equated Faculty (FTEF) and SCH/FTEF Aggregated by Course Prefix within College and Department

Prefix	Year	<u>Student Credit Hours</u>				<u>Full Time Equated Faculty</u>				<u>SCH/FTEF</u>			
		Summer	Fall	Winter	F + W (a)	Summer	Fall	Winter	Avg F + W (b)	Summer	Fall	Winter	F + W (a / b)
<u>College of Optometry</u>													
<u>Optometry</u>													
OPTM	2000-01	406.00	2,362.00	2,382.00	4,744.00	2.00	20.66	21.72	21.19	203.00	114.35	109.67	223.90
OPTM	2001-02	443.00	2,357.00	2,396.00	4,753.00	13.25	20.66	20.25	20.45	33.43	114.11	118.32	232.39
OPTM	2002-03	405.00	2,295.00	2,362.00	4,657.00	11.00	19.17	20.30	19.73	36.82	119.74	116.37	236.01
OPTM	2003-04	416.00	2,362.00	2,403.00	4,765.00	10.00	18.65	19.30	18.98	41.60	126.65	124.49	251.10
OPTM	2004-05	403.00	2,384.00	2,362.00	4,746.00	11.00	21.15	22.14	21.65	36.64	112.72	106.67	219.24

FERRIS STATE UNIVERSITY

Student Credit Hours (SCH), Full Time Equated Faculty (FTEF) and SCH/FTEF Aggregated by Course Prefix within College and Department

Prefix	Year	<u>Student Credit Hours</u>				<u>Full Time Equated Faculty</u>				<u>SCH/FTEF</u>			
		Summer	Fall	Winter	F + W (a)	Summer	Fall	Winter	Avg F + W (b)	Summer	Fall	Winter	F + W (a / b)
<u>College of Pharmacy</u>													
<u>Pharmacy</u>													
PHAD	2000-01	332.00	546.00	576.00	1,122.00	2.00	2.21	2.91	2.56	166.00	246.96	197.71	437.92
PHAD	2001-02	96.00	571.00	446.00	1,017.00	2.00	3.04	2.57	2.80	48.00	187.93	173.62	362.74
PHAD	2002-03	193.00	737.00	812.00	1,549.00	2.00	2.43	2.48	2.46	96.50	303.01	327.46	630.71
PHAD	2003-04	160.00	795.00	787.00	1,582.00	2.00	2.11	2.90	2.50	80.00	377.66	271.55	632.39
PHAD	2004-05	208.00	811.00	868.00	1,679.00	3.00	2.12	2.94	2.53	69.33	382.08	295.32	663.41
PHAR	2000-01	162.00	976.00	486.00	1,462.00	2.73	1.95	1.82	1.89	59.40	500.16	266.42	774.45
PHAR	2001-02	109.00	726.00	490.00	1,216.00	2.78	1.87	1.82	1.85	39.19	388.95	268.61	658.95
PHAR	2002-03	108.00	711.00	490.00	1,201.00	2.78	1.70	1.82	1.76	38.83	418.01	268.61	681.40
PHAR	2003-04	123.00	744.00	532.00	1,276.00	2.00	1.98	1.72	1.85	61.50	375.68	309.09	689.44
PHAR	2004-05	90.00	840.00	562.00	1,402.00	2.00	2.00	1.74	1.87	45.00	420.00	322.51	749.22
PHCG	2000-01	20.00	0.00	42.00	42.00	0.96	0.00	0.33	0.16	20.90		128.94	257.88
PHCG	2001-02	4.00	0.00	46.00	46.00	0.96	0.00	0.31	0.16	4.18		147.66	295.32
PHCG	2002-03	6.00	0.00	2.00	2.00	1.00	0.00	0.30	0.15	6.00		6.77	13.54
PHCG	2003-04	0.00	20.00	20.00	40.00	0.00	0.32	0.30	0.31		62.70	67.10	129.65
PHCG	2004-05	10.00	0.00	32.00	32.00	1.00	0.00	0.31	0.15	10.00		103.68	207.36
PHCH	2000-01	455.00	1,374.00	1,391.00	2,765.00	3.35	4.92	5.17	5.05	135.77	279.18	268.88	547.81
PHCH	2001-02	344.00	1,405.00	1,197.00	2,602.00	4.61	4.71	4.79	4.75	74.55	298.24	249.87	547.71
PHCH	2002-03	295.00	1,261.00	972.00	2,233.00	5.25	4.72	3.32	4.02	56.14	267.16	292.41	555.19
PHCH	2003-04	260.00	1,214.00	991.00	2,205.00	4.35	2.93	3.31	3.12	59.77	414.66	299.23	706.78
PHCH	2004-05	246.00	1,429.00	1,083.00	2,512.00	5.29	3.81	4.41	4.11	46.54	375.18	245.61	611.33
PHCL	2000-01	590.00	802.00	627.00	1,429.00	3.96	4.41	3.05	3.73	148.82	181.70	205.69	383.00

FERRIS STATE UNIVERSITY

Student Credit Hours (SCH), Full Time Equated Faculty (FTEF) and SCH/FTEF Aggregated by Course Prefix within College and Department

Prefix	Year	<u>Student Credit Hours</u>				<u>Full Time Equated Faculty</u>				<u>SCH/FTEF</u>			
		Summer	Fall	Winter	F + W (a)	Summer	Fall	Winter	Avg F + W (b)	Summer	Fall	Winter	F + W (a / b)
<u>College of Pharmacy</u>													
<u>Pharmacy</u>													
PHCL	2001-02	113.00	657.00	398.00	1,055.00	2.46	2.76	2.37	2.57	45.95	237.70	167.98	411.04
PHCL	2002-03	186.00	467.00	320.00	787.00	1.27	1.78	1.61	1.70	146.29	261.98	198.88	464.09
PHCL	2003-04	150.00	495.00	362.00	857.00	0.58	1.75	1.48	1.62	260.50	282.11	244.24	529.54
PHCL	2004-05	177.00	499.00	292.00	791.00	0.71	1.79	1.03	1.41	247.80	278.38	283.03	560.16
PHPR	2000-01	74.00	1,807.00	1,538.00	3,345.00	0.17	13.32	13.47	13.39	435.29	135.67	114.22	249.78
PHPR	2001-02	26.00	2,100.00	1,931.00	4,031.00	1.20	16.46	17.20	16.83	21.64	127.55	112.24	239.46
PHPR	2002-03	182.00	2,271.00	2,876.00	5,147.00	2.89	21.18	21.15	21.17	62.92	107.20	136.01	243.18
PHPR	2003-04	295.00	3,214.00	3,722.00	6,936.00	11.17	24.66	24.74	24.70	26.40	130.34	150.47	280.84
PHPR	2004-05	1,371.00	2,964.00	3,480.00	6,444.00	23.10	26.78	27.49	27.13	59.35	110.70	126.60	237.50

FERRIS STATE UNIVERSITY

Student Credit Hours (SCH), Full Time Equated Faculty (FTEF) and SCH/FTEF Aggregated by Course Prefix within College and Department

Prefix	Year	<u>Student Credit Hours</u>				<u>Full Time Equated Faculty</u>				<u>SCH/FTEF</u>			
		Summer	Fall	Winter	F + W (a)	Summer	Fall	Winter	Avg F + W (b)	Summer	Fall	Winter	F + W (a / b)
<u>College of Profess & Tech Studies</u>													
<u>Professional & Technological Studies</u>													
APPS	2003-04	4.00	0.00	0.00	0.00	0.00	0.00	0.00	0.00				
APPS	2004-05	0.00	48.00	33.00	81.00	0.00	0.25	0.25	0.25		192.00	132.00	324.00
DAGD	2003-04	0.00	82.00	118.00	200.00	0.00	1.00	1.33	1.17		82.00	88.72	171.67
DAGD	2004-05	27.00	320.00	320.00	640.00	0.25	1.50	2.09	1.79	108.00	213.33	153.11	356.55

FERRIS STATE UNIVERSITY

Student Credit Hours (SCH), Full Time Equated Faculty (FTEF) and SCH/FTEF Aggregated by Course Prefix within College and Department

Prefix	Year	<u>Student Credit Hours</u>				<u>Full Time Equated Faculty</u>				<u>SCH/FTEF</u>			
		Summer	Fall	Winter	F + W (a)	Summer	Fall	Winter	Avg F + W (b)	Summer	Fall	Winter	F + W (a / b)
<u>College of Technology</u>													
<u>Architectural Tech & Facilities Mgmt</u>													
ARCH	2000-01	0.00	0.00	916.00	916.00	0.00	0.00	4.50	2.25			203.56	407.11
ARCH	2001-02	0.00	877.00	860.00	1,737.00	0.00	5.06	4.86	4.96		173.41	176.85	350.20
ARCH	2002-03	0.00	760.00	580.00	1,340.00	0.00	5.14	4.58	4.86		147.89	126.56	275.67
ARCH	2003-04	0.00	900.00	770.00	1,670.00	0.00	4.53	5.10	4.82		198.46	150.98	346.65
ARCH	2004-05	0.00	971.00	795.00	1,766.00	0.00	4.83	4.95	4.89		201.21	160.61	361.30
FMAN	2000-01	0.00	0.00	293.00	293.00	0.00	0.00	2.67	1.34			109.74	219.48
FMAN	2001-02	62.00	241.00	299.00	540.00	0.92	1.52	2.61	2.06	67.39	158.27	114.68	261.51
FMAN	2002-03	104.00	294.00	312.00	606.00	0.92	2.17	2.83	2.50	113.04	135.29	110.36	242.39
FMAN	2003-04	93.00	267.00	165.00	432.00	0.92	1.50	0.90	1.20	101.09	178.00	183.33	360.00
FMAN	2004-05	26.00	51.00	162.00	213.00	0.21	0.58	1.05	0.82	123.81	87.43	154.29	260.82
<u>Automotive</u>													
ABOD	2000-01	0.00	0.00	410.00	410.00	0.00	0.00	2.28	1.14			179.82	359.65
ABOD	2001-02	0.00	340.00	382.00	722.00	0.00	2.00	2.38	2.19		170.00	160.19	329.33
ABOD	2002-03	0.00	368.00	372.00	740.00	0.00	1.91	2.31	2.11		192.76	161.20	350.98
ABOD	2003-04	0.00	494.00	470.00	964.00	0.00	2.41	3.40	2.90		205.06	138.24	331.89
ABOD	2004-05	0.00	444.00	456.00	900.00	0.00	2.41	2.45	2.43		184.30	185.78	370.09
AHEM	2000-01	0.00	0.00	642.00	642.00	0.00	0.00	3.17	1.59			202.52	405.05
AHEM	2001-02	183.00	613.00	642.00	1,255.00	2.07	3.00	3.00	3.00	88.41	204.33	214.00	418.33
AHEM	2002-03	311.00	838.00	745.00	1,583.00	1.91	3.00	3.50	3.25	162.83	279.33	212.86	487.08
AHEM	2003-04	249.00	811.00	821.00	1,632.00	1.83	3.00	3.58	3.29	136.07	270.33	229.33	496.05
AHEM	2004-05	245.00	825.00	679.00	1,504.00	1.69	3.00	3.00	3.00	144.97	275.00	226.33	501.33

FERRIS STATE UNIVERSITY

Student Credit Hours (SCH), Full Time Equated Faculty (FTEF) and SCH/FTEF Aggregated by Course Prefix within College and Department

Prefix	Year	<u>Student Credit Hours</u>				<u>Full Time Equated Faculty</u>				<u>SCH/FTEF</u>			
		Summer	Fall	Winter	F + W (a)	Summer	Fall	Winter	Avg F + W (b)	Summer	Fall	Winter	F + W (a / b)
<u>College of Technology</u>													
<u>Automotive</u>													
AUTO	2000-01	0.00	0.00	1,862.00	1,862.00	0.00	0.00	12.33	6.16			151.01	302.03
AUTO	2001-02	364.00	2,072.00	1,760.00	3,832.00	3.07	14.42	13.04	13.73	118.57	143.69	135.02	279.14
AUTO	2002-03	370.00	2,051.00	1,979.00	4,030.00	3.84	13.63	14.10	13.86	96.35	150.53	140.33	290.69
AUTO	2003-04	254.00	2,745.00	2,691.00	5,436.00	2.67	15.00	15.75	15.38	95.13	183.00	170.86	353.56
AUTO	2004-05	384.00	3,028.00	2,913.00	5,941.00	3.51	18.00	19.05	18.52	109.40	168.22	152.95	320.74
<u>Construction & Facilities</u>													
ARCH	2000-01	0.00	966.00	0.00	966.00	0.00	5.23	0.00	2.61		184.80		369.60
BCTM	2000-01	0.00	198.00	0.00	198.00	0.00	0.83	0.00	0.42		237.60		475.20
CETM	2000-01	0.00	33.00	0.00	33.00	0.00	0.33	0.00	0.17		99.00		198.00
CONM	2000-01	0.00	2,264.00	0.00	2,264.00	0.00	8.04	0.00	4.02		281.67		563.33
FMAN	2000-01	82.00	349.00	0.00	349.00	0.58	2.27	0.00	1.14	140.17	153.56		307.12
HVAC	2000-01	116.00	1,400.00	0.00	1,400.00	0.67	8.00	0.00	4.00	173.13	175.00		350.00
SURE	2000-01	237.00	672.00	0.00	672.00	1.10	4.55	0.00	2.27	215.45	147.84		295.68
<u>Construction Technology & Management</u>													
BCTM	2000-01	0.00	0.00	234.00	234.00	0.00	0.00	1.11	0.56			210.00	420.00
BCTM	2001-02	0.00	210.00	222.00	432.00	0.00	0.91	1.30	1.11	230.45	170.41		390.25
BCTM	2002-03	0.00	261.00	282.00	543.00	0.00	0.87	1.50	1.18	301.15	188.07		458.99
BCTM	2003-04	0.00	210.00	348.00	558.00	0.00	0.56	2.07	1.31	372.58	168.44		424.38

FERRIS STATE UNIVERSITY

Student Credit Hours (SCH), Full Time Equated Faculty (FTEF) and SCH/FTEF Aggregated by Course Prefix within College and Department

Prefix	Year	<u>Student Credit Hours</u>				<u>Full Time Equated Faculty</u>				<u>SCH/FTEF</u>			
		Summer	Fall	Winter	F + W (a)	Summer	Fall	Winter	Avg F + W (b)	Summer	Fall	Winter	F + W (a / b)
<u>College of Technology</u>													
<u>Construction Technology & Management</u>													
BCTM	2004-05	0.00	297.00	288.00	585.00	0.00	1.18	1.25	1.21		252.23	230.25	481.82
CETM	2000-01	0.00	0.00	117.00	117.00	0.00	0.00	1.30	0.65			90.00	180.00
CETM	2001-02	0.00	18.00	45.00	63.00	0.00	0.33	0.82	0.58		54.00	55.00	109.42
CETM	2002-03	0.00	42.00	153.00	195.00	0.00	0.30	1.60	0.95		140.00	95.63	205.26
CETM	2003-04	0.00	36.00	171.00	207.00	0.00	0.27	0.76	0.52		132.00	223.60	399.04
CETM	2004-05	0.00	39.00	129.00	168.00	0.00	0.30	0.80	0.55		130.00	162.17	306.72
CONM	2000-01	0.00	0.00	1,768.00	1,768.00	0.00	0.00	7.72	3.86			229.07	458.14
CONM	2001-02	0.00	2,007.00	1,676.00	3,683.00	0.00	8.56	8.21	8.38		234.47	204.21	439.31
CONM	2002-03	0.00	2,233.00	1,733.00	3,966.00	0.00	7.48	7.41	7.45		298.40	233.85	532.56
CONM	2003-04	0.00	2,298.00	1,940.00	4,238.00	0.00	8.40	7.52	7.96		273.48	257.86	532.21
CONM	2004-05	54.00	2,366.00	2,132.00	4,498.00	0.66	8.07	8.78	8.42	81.82	293.26	242.89	534.03
<u>Design, Manufacturing & Graphic Arts</u>													
CDTD	2000-01	0.00	599.00	0.00	599.00	0.00	3.50	0.00	1.75		171.14		342.29
ETEC	2000-01	0.00	450.00	0.00	450.00	0.00	1.71	0.00	0.85		263.82		527.65
MATL	2000-01	4.00	315.00	0.00	315.00	0.00	1.00	0.00	0.50		315.00		630.00
MECH	2000-01	40.00	684.00	0.00	684.00	0.13	3.15	0.00	1.57	307.69	217.43		434.86
MFGE	2000-01	158.00	1,169.00	0.00	1,169.00	1.17	4.47	0.00	2.24	135.04	261.25		522.50
MFGT	2000-01	0.00	846.00	0.00	846.00	0.00	5.46	0.00	2.73		155.08		310.15

FERRIS STATE UNIVERSITY

Student Credit Hours (SCH), Full Time Equated Faculty (FTEF) and SCH/FTEF Aggregated by Course Prefix within College and Department

Prefix	Year	<u>Student Credit Hours</u>				<u>Full Time Equated Faculty</u>				<u>SCH/FTEF</u>			
		Summer	Fall	Winter	F + W (a)	Summer	Fall	Winter	Avg F + W (b)	Summer	Fall	Winter	F + W (a / b)
<u>College of Technology</u>													
<u>Design, Manufacturing & Graphic Arts</u>													
NMPP	2000-01	0.00	39.00	0.00	39.00	0.00	0.33	0.00	0.17		117.00		234.00
PDET	2000-01	0.00	261.00	0.00	261.00	0.00	0.82	0.00	0.41		318.88		637.76
PHOT	2000-01	51.00	132.00	0.00	132.00	0.25	0.55	0.00	0.27	204.00	242.00		484.00
PLTS	2000-01	340.00	1,176.00	0.00	1,176.00	2.21	7.00	0.00	3.50	153.85	168.00		336.00
PMGT	2000-01	78.00	163.00	0.00	163.00	0.67	2.00	0.00	1.00	116.42	81.50		163.00
PTEC	2000-01	0.00	821.00	0.00	821.00	0.00	6.12	0.00	3.06		134.12		268.25
RUBR	2000-01	68.00	288.00	0.00	288.00	0.67	2.00	0.00	1.00	101.49	144.00		288.00
WELD	2000-01	88.00	1,104.00	0.00	1,104.00	0.67	5.00	0.00	2.50	131.34	220.80		441.60
<u>Electronics/CNS</u>													
ECNS	2000-01	0.00	0.00	114.00	114.00	0.00	0.00	1.73	0.87			65.77	131.54
ECNS	2001-02	0.00	330.00	122.00	452.00	0.00	2.01	1.35	1.68		164.02	90.42	268.96
ECNS	2002-03	0.00	274.00	247.00	521.00	0.00	2.13	1.73	1.93		128.59	142.55	269.71
ECNS	2003-04	0.00	405.00	270.00	675.00	0.00	2.42	1.40	1.91		167.59	193.34	354.04
ECNS	2004-05	0.00	379.00	300.00	679.00	0.00	2.17	1.90	2.04		174.25	157.63	332.99
EEET	2000-01	0.00	0.00	1,351.00	1,351.00	0.00	0.00	8.88	4.44			152.20	304.39
EEET	2001-02	86.00	1,326.00	1,427.00	2,753.00	0.67	7.99	9.25	8.62	128.36	166.00	154.21	319.34
EEET	2002-03	108.00	1,143.00	1,365.00	2,508.00	0.67	5.90	8.78	7.34	161.19	193.58	155.47	341.58
EEET	2003-04	84.00	1,280.00	1,329.00	2,609.00	0.67	6.42	8.21	7.31	125.37	199.45	161.94	356.80

FERRIS STATE UNIVERSITY

Student Credit Hours (SCH), Full Time Equated Faculty (FTEF) and SCH/FTEF Aggregated by Course Prefix within College and Department

Prefix	Year	<u>Student Credit Hours</u>				<u>Full Time Equated Faculty</u>				<u>SCH/FTEF</u>			
		Summer	Fall	Winter	F + W (a)	Summer	Fall	Winter	Avg F + W (b)	Summer	Fall	Winter	F + W (a / b)
<u>College of Technology</u>													
<u>Electronics/CNS</u>													
EEET	2004-05	92.00	1,230.00	1,228.00	2,458.00	0.67	6.64	6.27	6.46	137.31	185.10	195.95	380.74
<u>HVACR</u>													
HVAC	2000-01	0.00	0.00	1,168.00	1,168.00	0.00	0.00	7.70	3.85			151.69	303.38
HVAC	2001-02	102.00	1,353.00	1,174.00	2,527.00	0.67	6.75	7.82	7.28	152.24	200.44	150.18	346.94
HVAC	2002-03	96.00	1,381.00	1,163.00	2,544.00	0.67	5.85	7.69	6.77	143.28	236.01	151.29	375.81
HVAC	2003-04	140.00	1,435.00	1,146.00	2,581.00	1.08	6.95	7.00	6.97	129.63	206.50	163.79	370.15
HVAC	2004-05	112.00	1,485.00	1,202.00	2,687.00	0.75	7.19	6.66	6.92	149.33	206.61	180.48	388.08
<u>Heavy Equipment</u>													
HEQK	2000-01	0.00	0.00	4.00	4.00	0.00	0.00	0.00	0.00				
HEQK	2001-02	60.00	0.00	0.00	0.00	0.67	0.00	0.00	0.00	89.55			
HEQK	2002-03	106.00	0.00	0.00	0.00	1.16	0.00	0.00	0.00	91.38			
HEQT	2000-01	0.00	0.00	842.00	842.00	0.00	0.00	5.66	2.83			148.85	297.70
HEQT	2001-02	0.00	804.00	754.00	1,558.00	0.00	5.77	5.70	5.74		139.32	132.27	271.63
HEQT	2002-03	96.00	714.00	714.00	1,428.00	0.67	5.20	5.24	5.22	143.28	137.18	136.34	273.52
HEQT	2003-04	112.00	576.00	560.00	1,136.00	0.67	4.16	5.92	5.04	167.16	138.40	94.67	225.45
HEQT	2004-05	72.00	662.00	538.00	1,200.00	0.67	4.19	2.78	3.49	107.46	158.05	193.21	344.18
HSET	2000-01	0.00	0.00	156.00	156.00	0.00	0.00	1.33	0.67			117.00	234.00
HSET	2001-02	56.00	212.00	236.00	448.00	0.67	1.40	0.97	1.18	83.58	151.54	243.38	378.27
HSET	2002-03	68.00	356.00	180.00	536.00	0.67	1.63	1.26	1.45	101.49	218.63	142.49	370.73

FERRIS STATE UNIVERSITY

Student Credit Hours (SCH), Full Time Equated Faculty (FTEF) and SCH/FTEF Aggregated by Course Prefix within College and Department

Prefix	Year	<u>Student Credit Hours</u>				<u>Full Time Equated Faculty</u>				<u>SCH/FTEF</u>			
		Summer	Fall	Winter	F + W (a)	Summer	Fall	Winter	Avg F + W (b)	Summer	Fall	Winter	F + W (a / b)
<u>College of Technology</u>													
<u>Heavy Equipment</u>													
HSET	2003-04	44.00	168.00	132.00	300.00	0.30	1.00	0.97	0.99	146.67	168.31	135.47	304.17
HSET	2004-05	36.00	148.00	216.00	364.00	0.25	1.14	1.80	1.47	144.00	129.66	120.30	247.88
<u>Manufacturing Engineering Technology</u>													
MATL	2000-01	0.00	0.00	234.00	234.00	0.00	0.00	0.86	0.43			272.09	544.19
MATL	2001-02	0.00	484.00	236.00	720.00	0.00	1.61	0.83	1.22		300.73	284.34	590.31
MATL	2002-03	0.00	341.00	236.00	577.00	0.00	1.00	1.00	1.00		341.00	236.00	577.00
MATL	2003-04	0.00	540.00	309.00	849.00	0.00	1.20	1.08	1.14		450.00	285.23	743.65
MATL	2004-05	57.00	515.00	232.00	747.00	0.25	1.40	0.88	1.14	228.00	367.86	263.30	654.94
MFGE	2000-01	0.00	0.00	1,171.00	1,171.00	0.00	0.00	6.39	3.19			183.26	366.51
MFGE	2001-02	162.00	1,327.00	1,160.00	2,487.00	1.06	4.80	5.89	5.35	152.83	276.23	196.94	465.12
MFGE	2002-03	288.00	1,490.00	1,186.00	2,676.00	1.50	6.08	5.53	5.81	192.00	244.93	214.47	460.85
MFGE	2003-04	170.00	1,334.00	1,097.00	2,431.00	1.20	5.96	5.83	5.89	141.67	223.70	188.27	412.38
MFGE	2004-05	162.00	1,229.00	1,120.00	2,349.00	1.17	5.64	5.70	5.67	138.46	217.91	196.53	414.33
MFGT	2000-01	0.00	0.00	636.00	636.00	0.00	0.00	5.61	2.80			113.37	226.74
MFGT	2001-02	0.00	775.00	702.00	1,477.00	0.00	5.78	6.06	5.92		134.16	115.84	249.56
MFGT	2002-03	0.00	775.00	686.00	1,461.00	0.00	5.25	5.64	5.44		147.71	121.73	268.51
MFGT	2003-04	0.00	656.00	580.00	1,236.00	0.00	5.50	5.55	5.52		119.37	104.50	223.80
MFGT	2004-05	0.00	644.00	614.00	1,258.00	0.00	5.08	5.25	5.16		126.79	116.95	243.58
<u>Mechanical Design</u>													

FERRIS STATE UNIVERSITY

Student Credit Hours (SCH), Full Time Equated Faculty (FTEF) and SCH/FTEF Aggregated by Course Prefix within College and Department

Prefix	Year	<u>Student Credit Hours</u>				<u>Full Time Equated Faculty</u>				<u>SCH/FTEF</u>			
		Summer	Fall	Winter	F + W (a)	Summer	Fall	Winter	Avg F + W (b)	Summer	Fall	Winter	F + W (a / b)
<u>College of Technology</u>													
<u>Mechanical Design</u>													
CDTD	2000-01	0.00	0.00	527.00	527.00	0.00	0.00	4.56	2.28			115.57	231.14
CDTD	2001-02	0.00	699.00	546.00	1,245.00	0.00	3.90	4.34	4.12	179.38	125.81	302.31	
CDTD	2002-03	0.00	656.00	515.00	1,171.00	0.00	3.55	4.16	3.85	184.79	123.80	303.76	
CDTD	2003-04	0.00	710.00	579.00	1,289.00	0.00	3.62	3.80	3.71	196.38	152.55	347.86	
CDTD	2004-05	0.00	555.00	489.00	1,044.00	0.00	3.67	4.00	3.84	151.36	122.15	272.23	
ETEC	2000-01	0.00	0.00	204.00	204.00	0.00	0.00	0.68	0.34			300.63	601.26
ETEC	2001-02	0.00	312.00	129.00	441.00	0.00	1.48	0.44	0.96	210.77	290.98	458.52	
ETEC	2002-03	0.00	318.00	138.00	456.00	0.00	1.23	0.50	0.86	259.28	276.00	528.25	
ETEC	2003-04	0.00	288.00	144.00	432.00	0.00	1.26	0.59	0.93	228.43	242.25	465.72	
ETEC	2004-05	0.00	342.00	96.00	438.00	0.00	1.25	0.67	0.96	273.60	144.00	457.04	
MECH	2000-01	0.00	0.00	588.00	588.00	0.00	0.00	3.38	1.69			174.18	348.36
MECH	2001-02	0.00	741.00	767.00	1,508.00	0.00	3.20	3.34	3.27	231.78	229.50	461.23	
MECH	2002-03	76.00	910.00	759.00	1,669.00	1.00	2.61	3.04	2.82	75.75	348.76	249.92	591.20
MECH	2003-04	40.00	864.00	795.00	1,659.00	0.27	3.67	3.24	3.45	148.15	235.64	245.18	480.23
MECH	2004-05	44.00	745.00	865.00	1,610.00	0.19	3.49	3.24	3.36	231.58	213.73	267.07	478.84
PDET	2000-01	0.00	0.00	402.00	402.00	0.00	0.00	1.61	0.80			250.37	500.73
PDET	2001-02	96.00	392.00	387.00	779.00	0.25	1.23	1.40	1.32	384.00	319.71	275.52	592.23
PDET	2002-03	120.00	225.00	516.00	741.00	0.67	0.97	2.59	1.78	180.00	232.76	198.99	416.33
PDET	2003-04	0.00	306.00	468.00	774.00	0.00	1.00	1.43	1.21		306.00	327.85	637.70
PDET	2004-05	87.00	365.00	425.00	790.00	0.25	1.38	2.51	1.95	348.00	264.31	169.25	405.95

FERRIS STATE UNIVERSITY

Student Credit Hours (SCH), Full Time Equated Faculty (FTEF) and SCH/FTEF Aggregated by Course Prefix within College and Department

Prefix	Year	<u>Student Credit Hours</u>				<u>Full Time Equated Faculty</u>				<u>SCH/FTEF</u>			
		Summer	Fall	Winter	F + W (a)	Summer	Fall	Winter	Avg F + W (b)	Summer	Fall	Winter	F + W (a / b)
<u>College of Technology</u>													
<u>Plastics and Rubber</u>													
PLTS	2000-01	0.00	0.00	1,501.00	1,501.00	0.00	0.00	7.67	3.83			195.78	391.57
PLTS	2001-02	360.00	1,130.00	1,389.00	2,519.00	2.41	7.72	6.95	7.34	149.38	146.37	199.86	343.42
PLTS	2002-03	349.00	1,019.00	1,343.00	2,362.00	2.68	6.88	7.50	7.19	130.22	148.22	178.99	328.55
PLTS	2003-04	308.00	1,086.00	1,150.00	2,236.00	2.00	6.54	6.67	6.61	154.00	165.94	172.47	338.47
PLTS	2004-05	316.00	739.00	969.00	1,708.00	1.91	6.67	6.09	6.38	165.45	110.85	159.09	267.76
RUBR	2000-01	0.00	0.00	226.00	226.00	0.00	0.00	2.08	1.04			108.48	216.96
RUBR	2001-02	88.00	232.00	231.00	463.00	0.57	2.06	2.00	2.03	154.39	112.62	115.50	228.08
RUBR	2002-03	72.00	160.00	205.00	365.00	1.34	2.00	1.92	1.96	53.73	80.00	106.96	186.38
RUBR	2003-04	76.00	150.00	118.00	268.00	0.49	1.36	1.50	1.43	155.10	110.66	78.56	187.56
RUBR	2004-05	56.00	94.00	100.00	194.00	0.37	1.22	1.64	1.43	151.35	76.91	61.11	135.73
<u>Printing & Imaging Technology Mgmt</u>													
NMPP	2000-01	0.00	0.00	39.00	39.00	0.00	0.00	0.25	0.13			156.00	312.00
NMPP	2001-02	0.00	128.00	87.00	215.00	0.00	0.85	0.90	0.87		150.86	96.58	245.82
NMPP	2002-03	0.00	30.00	84.00	114.00	0.00	0.67	1.10	0.88		45.00	76.56	129.26
NMPP	2003-04	0.00	63.00	101.00	164.00	0.00	0.67	1.08	0.87		94.50	93.23	187.43
NMPP	2004-05	0.00	69.00	81.00	150.00	0.00	0.77	1.09	0.93		89.35	74.54	161.39
PHOT	2000-01	0.00	0.00	186.00	186.00	0.00	0.00	0.75	0.38			248.00	496.00
PHOT	2001-02	24.00	123.00	120.00	243.00	0.25	0.60	0.50	0.55	96.00	205.00	240.00	441.82
PHOT	2002-03	105.00	123.00	150.00	273.00	0.50	0.50	0.50	0.50	210.00	246.00	300.00	546.00
PHOT	2003-04	129.00	150.00	222.00	372.00	0.50	0.50	0.75	0.63	258.00	300.00	296.00	595.20
PHOT	2004-05	84.00	216.00	225.00	441.00	0.25	0.80	0.75	0.78	336.00	270.00	300.00	569.03

FERRIS STATE UNIVERSITY

Student Credit Hours (SCH), Full Time Equated Faculty (FTEF) and SCH/FTEF Aggregated by Course Prefix within College and Department

Prefix	Year	<u>Student Credit Hours</u>				<u>Full Time Equated Faculty</u>				<u>SCH/FTEF</u>			
		Summer	Fall	Winter	F + W (a)	Summer	Fall	Winter	Avg F + W (b)	Summer	Fall	Winter	F + W (a / b)
<u>College of Technology</u>													
<u>Printing & Imaging Technology Mgmt</u>													
PMGT	2000-01	0.00	0.00	178.00	178.00	0.00	0.00	2.00	1.00			89.00	178.00
PMGT	2001-02	66.00	251.00	183.00	434.00	0.67	2.25	2.25	2.25	98.51	111.56	81.33	192.89
PMGT	2002-03	58.00	154.00	165.00	319.00	0.67	2.00	2.08	2.04	86.57	77.00	79.33	156.37
PMGT	2003-04	62.00	204.00	189.00	393.00	0.67	2.33	2.43	2.38	92.54	87.43	77.82	165.06
PMGT	2004-05	130.00	186.00	173.00	359.00	0.92	2.23	1.00	1.61	141.30	83.46	173.00	222.39
PTEC	2000-01	0.00	0.00	648.00	648.00	0.00	0.00	6.00	3.00			108.00	216.00
PTEC	2001-02	0.00	718.00	587.00	1,305.00	0.00	5.72	5.60	5.66		125.49	104.84	230.55
PTEC	2002-03	0.00	651.00	616.00	1,267.00	0.00	5.08	5.40	5.24		128.07	114.02	241.65
PTEC	2003-04	0.00	536.00	441.00	977.00	0.00	4.39	3.74	4.06		122.13	117.97	240.43
PTEC	2004-05	0.00	547.00	504.00	1,051.00	0.00	4.07	3.50	3.79		134.26	143.86	277.40
<u>Surveying</u>													
SURE	2000-01	0.00	0.00	861.00	861.00	0.00	0.00	6.10	3.05			141.09	282.18
SURE	2001-02	276.00	720.00	960.00	1,680.00	1.25	4.64	6.88	5.76	220.80	155.10	139.60	291.69
SURE	2002-03	114.00	764.00	994.00	1,758.00	1.00	5.50	6.36	5.93	114.00	138.91	156.29	296.46
SURE	2003-04	3.00	673.00	966.00	1,639.00	0.00	5.33	6.15	5.74		126.19	157.11	285.49
SURE	2004-05	81.00	705.00	893.00	1,598.00	0.50	5.43	6.32	5.88	162.00	129.73	141.32	271.92
<u>Transportation & Electronics</u>													
ABOD	2000-01	0.00	360.00	0.00	360.00	0.00	2.00	0.00	1.00			180.00	360.00
AHEM	2000-01	230.00	504.00	0.00	504.00	1.26	2.84	0.00	1.42	182.54	177.67		355.35

FERRIS STATE UNIVERSITY

Student Credit Hours (SCH), Full Time Equated Faculty (FTEF) and SCH/FTEF Aggregated by Course Prefix within College and Department

Prefix	Year	<u>Student Credit Hours</u>				<u>Full Time Equated Faculty</u>				<u>SCH/FTEF</u>			
		Summer	Fall	Winter	F + W (a)	Summer	Fall	Winter	Avg F + W (b)	Summer	Fall	Winter	F + W (a / b)
<u>College of Technology</u>													
<u>Transportation & Electronics</u>													
AUTO	2000-01	378.00	2,177.00	0.00	2,177.00	4.02	12.83	0.00	6.42	94.03	169.64		339.27
ECNS	2000-01	0.00	286.00	0.00	286.00	0.00	1.27	0.00	0.63		225.57		451.14
EEET	2000-01	107.00	1,453.00	0.00	1,453.00	0.81	7.73	0.00	3.87	132.10	187.92		375.84
HEQT	2000-01	168.00	858.00	0.00	858.00	1.45	6.10	0.00	3.05	115.86	140.64		281.28
HSET	2000-01	44.00	156.00	0.00	156.00	0.21	0.90	0.00	0.45	209.52	173.46		346.92
<u>Welding</u>													
WELD	2000-01	0.00	0.00	800.00	800.00	0.00	0.00	5.55	2.78			144.14	288.29
WELD	2001-02	108.00	1,041.00	749.00	1,790.00	0.67	6.02	5.42	5.72	161.19	173.03	138.19	313.04
WELD	2002-03	76.00	935.00	781.00	1,716.00	0.67	5.58	4.59	5.09	113.43	167.56	170.15	337.46
WELD	2003-04	124.00	1,132.00	828.00	1,960.00	0.84	4.69	5.92	5.31	147.62	241.34	139.86	369.45
WELD	2004-05	108.00	0.00	0.00	0.00	0.67	0.00	0.00	0.00	161.19			
<u>Welding Engineering Technology</u>													
WELD	2004-05	0.00	1,210.00	954.00	2,164.00	0.00	5.69	6.35	6.02		212.76	150.17	359.47

FERRIS STATE UNIVERSITY

Student Credit Hours (SCH), Full Time Equated Faculty (FTEF) and SCH/FTEF Aggregated by Course Prefix within College and Department

Prefix	Year	<u>Student Credit Hours</u>				<u>Full Time Equated Faculty</u>				<u>SCH/FTEF</u>			
		Summer	Fall	Winter	F + W (a)	Summer	Fall	Winter	Avg F + W (b)	Summer	Fall	Winter	F + W (a / b)
<u>Kendall College of Art & Design</u>													
<u>Design Studies</u>													
KCDM	2000-01	0.00	0.00	75.00	75.00	0.00	0.00	0.67	0.33			112.50	225.00
KCDM	2001-02	0.00	75.00	120.00	195.00	0.00	0.79	1.14	0.97		94.74	104.85	201.43
KCDM	2002-03	0.00	102.00	123.00	225.00	0.00	1.17	1.33	1.25		87.43	92.48	180.24
KCDM	2003-04	18.00	144.00	144.00	288.00	0.79	1.34	1.34	1.34	22.91	107.87	107.87	215.73
KCDM	2004-05	18.00	132.00	135.00	267.00	1.00	1.34	1.14	1.23	18.00	98.88	118.94	216.19
KCDS	2000-01	0.00	0.00	201.00	201.00	0.00	0.00	1.50	0.75			134.00	268.00
KCDS	2001-02	87.00	234.00	222.00	456.00	1.40	1.60	0.29	0.94	62.14	146.56	777.40	484.53
KCDS	2002-03	171.00	252.00	228.00	480.00	0.57	1.91	1.83	1.87	300.96	131.71	124.59	256.46
KCDS	2003-04	159.00	294.00	273.00	567.00	0.71	2.54	1.82	2.18	223.37	115.75	150.00	260.09
KCDS	2004-05	168.00	429.00	420.00	849.00	0.91	3.37	3.28	3.32	184.62	127.45	128.18	255.62
KCFD	2000-01	0.00	0.00	222.00	222.00	0.00	0.00	2.80	1.40			79.29	158.57
KCFD	2001-02	6.00	243.00	192.00	435.00	0.09	2.08	1.83	1.96	68.00	116.83	104.92	222.50
KCFD	2002-03	10.00	204.00	228.00	432.00	0.00	2.50	2.58	2.54		81.60	88.37	170.08
KCFD	2003-04	9.00	204.00	246.00	450.00	0.75	2.25	3.17	2.71	12.00	90.67	77.73	166.20
KCFD	2004-05	0.00	177.00	192.00	369.00	0.00	2.19	2.30	2.25		80.66	83.48	164.20
KCID	2000-01	0.00	0.00	580.00	580.00	0.00	0.00	4.03	2.02			143.80	287.60
KCID	2001-02	172.00	654.00	789.00	1,443.00	2.87	4.79	5.07	4.93	60.00	136.39	155.49	292.42
KCID	2002-03	144.00	969.00	936.00	1,905.00	2.25	6.79	7.58	7.18	64.00	142.74	123.54	265.23
KCID	2003-04	177.00	1,080.00	975.00	2,055.00	2.32	8.50	7.99	8.24	76.29	127.11	122.05	249.32
KCID	2004-05	249.00	1,194.00	1,158.00	2,352.00	6.72	9.09	9.54	9.32	37.06	131.29	121.38	252.44
KCIL	2000-01	0.00	0.00	606.00	606.00	0.00	0.00	4.33	2.17			139.85	279.69

FERRIS STATE UNIVERSITY

Student Credit Hours (SCH), Full Time Equated Faculty (FTEF) and SCH/FTEF Aggregated by Course Prefix within College and Department

Prefix	Year	<u>Student Credit Hours</u>				<u>Full Time Equated Faculty</u>				<u>SCH/FTEF</u>			
		Summer	Fall	Winter	F + W (a)	Summer	Fall	Winter	Avg F + W (b)	Summer	Fall	Winter	F + W (a / b)
<u>Kendall College of Art & Design</u>													
<u>Design Studies</u>													
KCIL	2001-02	69.00	585.00	657.00	1,242.00	2.42	5.32	4.35	4.84	28.53	109.93	150.98	256.79
KCIL	2002-03	105.00	687.00	650.00	1,337.00	2.10	5.50	5.65	5.57	50.00	124.98	114.98	239.82
KCIL	2003-04	90.00	534.00	723.00	1,257.00	3.21	5.33	5.66	5.49	28.00	100.28	127.85	228.96
KCIL	2004-05	111.00	639.00	792.00	1,431.00	3.33	4.68	5.87	5.27	33.33	136.68	135.04	271.54
KCIN	2000-01	0.00	0.00	318.00	318.00	0.00	0.00	1.00	0.50			318.00	636.00
KCIN	2001-02	9.00	243.00	318.00	561.00	0.26	1.79	2.98	2.38	34.00	136.13	106.71	235.47
KCIN	2002-03	3.00	246.00	387.00	633.00	1.00	2.12	3.65	2.88	3.00	116.13	106.03	219.47
KCIN	2003-04	18.00	321.00	387.00	708.00	1.33	2.66	3.65	3.16	13.53	120.68	106.03	224.41
KCIN	2004-05	0.00	336.00	420.00	756.00	0.00	2.99	4.13	3.56		112.37	101.82	212.51
KCMJ	2002-03	0.00	0.00	84.00	84.00	0.00	0.00	1.00	0.50			84.00	168.00
KCMJ	2003-04	27.00	96.00	108.00	204.00	0.67	1.33	1.81	1.57	40.30	72.18	59.67	129.94
KCMJ	2004-05	0.00	144.00	147.00	291.00	0.00	1.77	2.17	1.97		81.36	67.74	147.72
KCVC	2000-01	0.00	0.00	1,569.00	1,569.00	0.00	0.00	14.00	7.00			112.07	224.14
KCVC	2001-02	210.00	1,857.00	1,641.00	3,498.00	4.18	16.16	13.37	14.77	50.28	114.92	122.71	236.89
KCVC	2002-03	199.00	1,965.00	1,761.00	3,726.00	3.96	17.15	17.98	17.57	50.19	114.56	97.94	212.11
KCVC	2003-04	252.00	2,001.00	1,743.00	3,744.00	5.33	19.32	18.30	18.81	47.28	103.57	95.25	199.04
KCVC	2004-05	138.00	1,701.00	1,569.00	3,270.00	4.10	18.64	17.67	18.15	33.66	91.25	88.81	180.12
<u>Fine Arts/Foundation</u>													
KCED	2002-03	45.00	36.00	91.00	127.00	0.17	0.44	0.77	0.60	272.73	81.82	118.18	209.92
KCED	2003-04	8.00	32.00	35.00	67.00	0.44	0.44	0.41	0.43	18.18	72.73	84.85	157.18

FERRIS STATE UNIVERSITY

Student Credit Hours (SCH), Full Time Equated Faculty (FTEF) and SCH/FTEF Aggregated by Course Prefix within College and Department

Prefix	Year	<u>Student Credit Hours</u>				<u>Full Time Equated Faculty</u>				<u>SCH/FTEF</u>			
		Summer	Fall	Winter	F + W (a)	Summer	Fall	Winter	Avg F + W (b)	Summer	Fall	Winter	F + W (a / b)
<u>Kendall College of Art & Design</u>													
<u>Fine Arts/Foundation</u>													
KCED	2004-05	0.00	46.00	34.00	80.00	0.00	1.44	0.37	0.90		31.94	92.29	88.47
KCFA	2000-01	0.00	0.00	1,017.00	1,017.00	0.00	0.00	8.00	4.00			127.10	254.20
KCFA	2001-02	69.00	942.00	1,114.00	2,056.00	4.00	9.75	8.16	8.96	17.25	96.58	136.55	229.57
KCFA	2002-03	78.00	1,110.00	1,123.00	2,233.00	2.33	10.12	11.27	10.70	33.48	109.65	99.63	208.74
KCFA	2003-04	88.00	1,008.00	1,251.00	2,259.00	3.33	9.98	10.06	10.02	26.43	101.02	124.37	225.48
KCFA	2004-05	84.00	1,245.00	1,383.00	2,628.00	0.99	11.62	11.89	11.75	84.56	107.13	116.36	223.59
KCFN	2000-01	0.00	0.00	750.00	750.00	0.00	0.00	7.63	3.82			98.23	196.46
KCFN	2001-02	21.00	1,419.00	819.00	2,238.00	0.67	8.80	4.57	6.68	31.34	161.31	179.18	334.84
KCFN	2002-03	6.00	1,212.00	678.00	1,890.00	0.17	8.86	5.05	6.95	36.36	136.85	134.39	271.91
KCFN	2003-04	15.00	1,404.00	918.00	2,322.00	0.33	8.98	5.43	7.20	45.45	156.32	169.14	322.29
KCFN	2004-05	21.00	1,359.00	882.00	2,241.00	4.55	8.69	5.99	7.34	4.62	156.42	147.13	305.25
<u>Liberal Arts & Sciences</u>													
KCAH	2000-01	0.00	0.00	990.00	990.00	0.00	0.00	3.17	1.58			312.63	625.26
KCAH	2001-02	84.00	1,122.00	1,116.00	2,238.00	2.07	3.71	3.36	3.53	40.65	302.49	332.36	633.37
KCAH	2002-03	207.00	1,212.00	1,191.00	2,403.00	2.50	4.00	3.99	4.00	82.80	303.25	298.25	601.50
KCAH	2003-04	93.00	1,305.00	1,200.00	2,505.00	1.30	4.57	3.80	4.19	71.54	285.35	315.51	598.09
KCAH	2004-05	186.00	1,281.00	1,260.00	2,541.00	1.49	3.83	4.08	3.96	124.83	334.46	308.82	642.48
KCHP	2003-04	0.00	0.00	48.00	48.00	0.00	0.00	0.33	0.17			144.00	288.00
KCHP	2004-05	24.00	21.00	36.00	57.00	0.50	0.25	0.50	0.38	48.00	84.00	72.00	152.00
KCHU	2000-01	0.00	0.00	798.00	798.00	0.00	0.00	3.34	1.67			239.04	478.08

FERRIS STATE UNIVERSITY

Student Credit Hours (SCH), Full Time Equated Faculty (FTEF) and SCH/FTEF Aggregated by Course Prefix within College and Department

Prefix	Year	<u>Student Credit Hours</u>				<u>Full Time Equated Faculty</u>				<u>SCH/FTEF</u>			
		Summer	Fall	Winter	F + W (a)	Summer	Fall	Winter	Avg F + W (b)	Summer	Fall	Winter	F + W (a / b)
<u>Kendall College of Art & Design</u>													
<u>Liberal Arts & Sciences</u>													
KCHU	2001-02	183.00	972.00	729.00	1,701.00	1.19	4.50	3.69	4.10	153.78	216.08	197.47	415.38
KCHU	2002-03	237.00	1,113.00	963.00	2,076.00	1.15	5.75	5.00	5.38	206.41	193.51	192.54	386.11
KCHU	2003-04	306.00	1,119.00	1,050.00	2,169.00	2.23	5.67	5.61	5.64	137.53	197.53	187.11	384.69
KCHU	2004-05	240.00	1,089.00	816.00	1,905.00	2.91	6.35	6.05	6.20	82.38	171.59	134.95	307.42
KCSC	2000-01	0.00	0.00	87.00	87.00	0.00	0.00	0.00	0.00				
KCSC	2001-02	24.00	141.00	159.00	300.00	0.20	0.50	1.00	0.75	120.00	282.00	159.00	400.00
KCSC	2002-03	51.00	162.00	183.00	345.00	0.50	0.50	1.00	0.75	102.00	324.00	183.00	460.00
KCSC	2003-04	45.00	354.00	519.00	873.00	0.40	1.50	2.80	2.15	112.50	236.00	185.36	406.05
KCSC	2004-05	117.00	414.00	399.00	813.00	1.35	2.34	2.00	2.17	86.98	177.18	199.50	374.94
KCSS	2000-01	0.00	0.00	315.00	315.00	0.00	0.00	1.34	0.67			235.96	471.91
KCSS	2001-02	72.00	312.00	423.00	735.00	0.82	1.51	1.97	1.74	87.91	206.28	214.90	422.31
KCSS	2002-03	102.00	495.00	603.00	1,098.00	1.33	2.41	2.99	2.70	76.69	205.54	201.78	406.92
KCSS	2003-04	183.00	597.00	609.00	1,206.00	2.65	3.59	3.15	3.37	69.19	166.53	193.35	358.14
KCSS	2004-05	144.00	621.00	729.00	1,350.00	4.48	4.03	4.70	4.36	32.16	154.22	155.11	309.40

FERRIS STATE UNIVERSITY

Student Credit Hours (SCH), Full Time Equated Faculty (FTEF) and SCH/FTEF Aggregated by Course Prefix within College and Department

Prefix	Year	<u>Student Credit Hours</u>				<u>Full Time Equated Faculty</u>				<u>SCH/FTEF</u>			
		Summer	Fall	Winter	F + W (a)	Summer	Fall	Winter	Avg F + W (b)	Summer	Fall	Winter	F + W (a / b)
<u>University College</u>													
<u>Developmental Programs & Curriculum</u>													
CARE	2000-01	0.00	849.00	231.00	1,080.00	0.00	3.50	1.00	2.25		242.57	231.00	480.00
CARE	2001-02	0.00	429.00	234.00	663.00	0.00	1.75	1.14	1.45		245.14	204.75	458.37
CARE	2002-03	0.00	478.00	156.00	634.00	0.00	1.50	0.10	0.80		318.67	1,560.00	792.50
CARE	2003-04	0.00	375.00	165.00	540.00	0.00	1.28	1.05	1.16		293.86	157.14	464.29
CARE	2004-05	0.00	270.00	120.00	390.00	0.00	0.99	0.67	0.83		273.42	180.00	471.54
COSK	2001-02	0.00	7.00	0.00	7.00	0.00	0.09	0.00	0.04		82.35		164.71
DIST	2000-01	0.00	86.00	62.00	148.00	0.00	0.24	0.24	0.24		358.33	258.33	616.67
DIST	2001-02	0.00	85.00	52.00	137.00	0.00	0.33	0.24	0.28		261.54	216.67	484.96
DIST	2002-03	5.00	28.00	36.00	64.00	0.00	0.14	0.27	0.21		200.00	132.79	311.35
DIST	2003-04	3.00	39.00	17.00	56.00	0.00	0.24	0.22	0.23		162.50	76.50	242.31
DIST	2004-05	0.00	35.00	31.00	66.00	0.00	0.08	0.08	0.08		437.50	387.50	825.00
FSUH	2003-04	0.00	34.00	48.00	82.00	0.00	1.06	0.48	0.77		32.22	99.31	106.59
FSUH	2004-05	0.00	28.00	41.00	69.00	0.00	0.00	0.43	0.21			95.37	321.00
FSUS	2001-02	13.00	1,110.00	327.00	1,437.00	0.17	5.10	1.60	3.35	74.61	217.51	204.80	428.96
FSUS	2002-03	6.00	1,800.00	184.00	1,984.00	0.08	8.32	1.18	4.75	72.73	216.28	156.37	417.71
FSUS	2003-04	0.00	1,926.00	145.00	2,071.00	0.00	8.26	0.97	4.62		233.15	149.48	448.71
FSUS	2004-05	0.00	1,512.00	143.00	1,655.00	0.00	6.96	0.70	3.83		217.33	203.64	432.15
HNRS	2003-04	0.00	196.00	0.00	196.00	0.00	0.32	0.00	0.16		612.50		1,225.00
HNRS	2004-05	0.00	200.00	0.00	200.00	0.00	0.40	0.00	0.20		500.00		1,000.00
IEPG	2000-01	0.00	0.00	448.00	448.00	0.00	0.00	4.00	2.00			112.00	224.00

FERRIS STATE UNIVERSITY

Student Credit Hours (SCH), Full Time Equated Faculty (FTEF) and SCH/FTEF Aggregated by Course Prefix within College and Department

Prefix	Year	<u>Student Credit Hours</u>				<u>Full Time Equated Faculty</u>				<u>SCH/FTEF</u>			
		Summer	Fall	Winter	F + W (a)	Summer	Fall	Winter	Avg F + W (b)	Summer	Fall	Winter	F + W (a / b)
<u>University College</u>													
<u>Developmental Programs & Curriculum</u>													
IEPG	2001-02	216.00	384.00	296.00	680.00	2.75	4.00	4.00	4.00	78.55	96.00	74.00	170.00
IEPG	2002-03	228.00	420.00	208.00	628.00	2.75	4.00	4.00	4.00	82.91	105.00	52.00	157.00
IEPG	2003-04	284.00	260.00	224.00	484.00	2.75	3.33	3.75	3.54	103.27	78.08	59.73	136.72
IEPG	2004-05	144.00	248.00	188.00	436.00	2.75	2.00	2.25	2.13	52.36	124.00	83.56	205.18
NASE	2001-02	0.00	63.00	24.00	87.00	0.00	0.00	0.00	0.00				
NASE	2002-03	0.00	45.00	24.00	69.00	0.00	0.00	0.00	0.00				
NASE	2003-04	0.00	45.00	30.00	75.00	0.00	0.00	0.00	0.00				
NASE	2004-05	12.00	122.00	93.00	215.00	0.00	0.00	0.00	0.00				
ORSA	2000-01	0.00	0.00	30.00	30.00	0.00	0.00	0.00	0.00				
ORSA	2001-02	18.00	15.00	15.00	30.00	0.00	0.00	0.00	0.00				
ORSA	2002-03	6.00	30.00	66.00	96.00	0.00	0.00	0.00	0.00				
ORSA	2003-04	0.00	0.00	90.00	90.00	0.00	0.00	0.00	0.00				
ORSA	2004-05	12.00	24.00	52.00	76.00	0.00	0.00	0.00	0.00				
READ	2000-01	33.00	1,545.00	432.00	1,977.00	0.25	5.69	3.00	4.34	133.33	271.65	144.00	455.14
READ	2001-02	0.00	1,398.00	480.00	1,878.00	0.00	5.41	2.75	4.08		258.55	174.55	460.46
READ	2002-03	18.00	1,290.00	417.00	1,707.00	0.25	4.55	2.67	3.61	72.73	283.52	156.38	473.07
READ	2003-04	0.00	1,392.00	348.00	1,740.00	0.00	5.05	2.57	3.81		275.64	135.58	456.89
READ	2004-05	0.00	1,068.00	261.00	1,329.00	0.00	4.66	2.47	3.56		229.42	105.81	373.22
UNCP	2002-03	0.00	205.00	73.00	278.00	0.00	0.68	0.77	0.72		302.68	94.81	384.17
UNCP	2003-04	0.00	270.00	83.00	353.00	0.00	1.18	0.89	1.03		229.77	93.14	341.69
UNCP	2004-05	0.00	359.00	60.00	419.00	0.00	1.36	0.38	0.87		264.32	156.98	481.49

FERRIS STATE UNIVERSITY

Student Credit Hours (SCH), Full Time Equated Faculty (FTEF) and SCH/FTEF Aggregated by Course Prefix within College and Department

Prefix	Year	<u>Student Credit Hours</u>				<u>Full Time Equated Faculty</u>				<u>SCH/FTEF</u>			
		Summer	Fall	Winter	F + W (a)	Summer	Fall	Winter	Avg F + W (b)	Summer	Fall	Winter	F + W (a / b)
<u>University College</u>													
<u>Developmental Programs & Curriculum</u>													
UNIV	2000-01	1.00	495.00	219.00	714.00	0.00	2.03	1.21	1.62		243.95	181.63	441.45
UNIV	2001-02	28.00	268.00	220.00	488.00	0.35	1.14	0.90	1.02	80.35	235.44	244.44	478.83
UNIV	2002-03	0.00	124.00	60.00	184.00	0.00	0.51	0.67	0.59		243.14	89.55	311.86
UNIV	2003-04	0.00	48.00	40.00	88.00	0.00	0.34	0.50	0.42		142.37	80.00	210.24
UNIV	2004-05	0.00	66.00	46.00	112.00	0.00	0.34	0.22	0.28		195.76	207.00	400.45
<u>Educational and Career Counseling</u>													
FSUS	2000-01	6.00	892.00	242.00	1,134.00	0.08	3.67	1.50	2.58	72.73	243.36	161.33	439.08

FERRIS STATE UNIVERSITY

Student Credit Hours (SCH), Full Time Equated Faculty (FTEF) and SCH/FTEF Aggregated by Course Prefix within College and Department

Prefix	Year	<u>Student Credit Hours</u>				<u>Full Time Equated Faculty</u>				<u>SCH/FTEF</u>			
		Summer	Fall	Winter	F + W (a)	Summer	Fall	Winter	Avg F + W (b)	Summer	Fall	Winter	F + W (a / b)

FERRIS STATE UNIVERSITY

Ranked Listing of Student Credit Hours (SCH) / Full Time Equated Faculty (FTEF) Aggregated by College Fall + Winter Semesters 2004-2005

College	Student Credit Hours/ Full Time Equated Faculty
College of Arts and Sciences	583.73
College of Business	537.69
College of Allied Health Sciences	475.06
University College	414.35
College of Education & Human Serv	399.20
College of Technology	356.20
College of Profess & Tech Studies	352.57
College of Pharmacy	345.61
Kendall College of Art & Design	258.13
College of Optometry	219.24

FERRIS STATE UNIVERSITY

Ranked Listing of Student Credit Hours (SCH) / Full Time Equated Faculty (FTEF) Aggregated by Department Fall + Winter Semesters 2004-2005

Department	Student Credit Hours/ Full Time Equated Faculty (SCH/FTEF)
College of Allied Health Sciences	736.00
Physical Sciences	694.24
Imaging Sciences	658.26
Social Sciences	653.68
Biological Sciences	630.61
Accountancy, Finance, Econ, & Statistics	618.53
Management	618.17
Humanities	608.87
Mathematics	576.05
Construction Technology & Management	515.58
Marketing	501.08
Leisure Studies and Wellness	496.18
Computer Information Systems Dept	479.38

FERRIS STATE UNIVERSITY

Ranked Listing of Student Credit Hours (SCH) / Full Time Equated Faculty (FTEF) Aggregated by Department Fall + Winter Semesters 2004-2005

Department	Student Credit Hours/ Full Time Equated Faculty (SCH/FTEF)
Criminal Justice	473.77
Health Management Department	459.99
Language and Literature	457.59
Nursing & Dental Hygiene	423.02
Developmental Programs & Curriculum	414.35
Liberal Arts & Sciences	390.78
HVACR	388.08
Mechanical Design	384.29
Electronics/CNS	369.28
School of Education	364.72
Manufacturing Engineering Technology	363.60
Welding Engineering Technology	359.47
Professional & Technological Studies	352.57

FERRIS STATE UNIVERSITY

Ranked Listing of Student Credit Hours (SCH) / Full Time Equated Faculty (FTEF) Aggregated by Department Fall + Winter Semesters 2004-2005

Department	Student Credit Hours/ Full Time Equated Faculty (SCH/FTEF)
Automotive	348.37
Architectural Tech & Facilities Mgmt	346.92
Pharmacy	345.61
Heavy Equipment	315.64
Television Production	302.76
Printing & Imaging Technology Mgmt	281.53
Surveying	271.92
College of Business Graduate Programs	263.68
Fine Arts/Foundation	247.46
Plastics and Rubber	243.59
Optometry	219.24
Design Studies	212.66
Health Related Programs	

FERRIS STATE UNIVERSITY

Ranked Listing of Student Credit Hours (SCH) / Full Time Equated Faculty (FTEF) Aggregated by Course Prefix Fall + Winter Semesters 2004-2005

Course Description	Course Prefix	Student Credit Hours/ Full Time Equated Faculty (SCH/FTEF)
Astronomy	ASTR	1,026.67
Honors	HNRS	1,000.00
Economics	ECON	879.77
Directed Studies	DIST	825.00
Psychology	PSYC	807.63
Art History	ARTH	765.01
Radiography	RADI	758.29
Pharmaceutics	PHAR	749.22
History	HIST	747.77
Sociology	SOCY	746.75
Anthropology	ANTH	739.00
Allied Health Science	CAHS	736.00
Retailing	RETG	723.69
Geography	GEOG	710.88

FERRIS STATE UNIVERSITY

Ranked Listing of Student Credit Hours (SCH) / Full Time Equated Faculty (FTEF) Aggregated by Course Prefix Fall + Winter Semesters 2004-2005

Course Description	Course Prefix	Student Credit Hours/ Full Time Equated Faculty (SCH/FTEF)
Physical Science	PHSC	708.00
Physics	PHYS	701.09
Humanities	HUMN	696.19
Social Sciences	SSCI	690.34
Core Curriculum Health Sciences	CCHS	689.73
Business Law	BLAW	684.53
Chemistry	CHEM	678.39
Biology	BIOL	672.55
Pharmacy Administration	PHAD	663.41
Metallurgy	MATL	654.94
Management	MGMT	652.49
Business	BUSN	644.87
Geology	GEOL	643.50
Marketing	MKTG	643.39

FERRIS STATE UNIVERSITY

Ranked Listing of Student Credit Hours (SCH) / Full Time Equated Faculty (FTEF) Aggregated by Course Prefix Fall + Winter Semesters 2004-2005

Course Description	Course Prefix	Student Credit Hours/ Full Time Equated Faculty (SCH/FTEF)
Kendall College Art History	KCAH	642.48
Political Science	PLSC	638.38
Physical Education	PHED	616.42
Music	MUSI	612.07
Pharmaceutical Chemistry	PHCH	611.33
Nuclear Medicine	NUCM	605.35
Dental Hygiene	DHYG	603.16
Accountancy	ACCT	597.61
Advertising	ADVG	591.57
Communication Honors	COMH	591.00
Mathematics	MATH	582.11
Hospitality Management	HOMT	574.43
Photography	PHOT	569.03
Health Education	HLTH	565.30

FERRIS STATE UNIVERSITY

Ranked Listing of Student Credit Hours (SCH) / Full Time Equated Faculty (FTEF) Aggregated by Course Prefix Fall + Winter Semesters 2004-2005

Course Description	Course Prefix	Student Credit Hours/ Full Time Equated Faculty (SCH/FTEF)
French	FREN	564.34
Communication	COMM	560.30
Pharmacology	PHCL	560.16
Health Care Systems Administration	HCSA	555.59
Spanish	SPAN	550.73
Law	LLAW	541.77
Construction Management	CONM	534.03
Professional Golf Management	PGMG	524.45
Diagnostic Medical Sonography	SONO	518.02
Education Language Arts	EDLA	516.81
E-Commerce	ECOM	516.00
International Business	INTB	504.37
Automotive/Heavy Equipment Management	AHEM	501.33
Art	ARTS	500.44

FERRIS STATE UNIVERSITY

Ranked Listing of Student Credit Hours (SCH) / Full Time Equated Faculty (FTEF) Aggregated by Course Prefix Fall + Winter Semesters 2004-2005

Course Description	Course Prefix	Student Credit Hours/ Full Time Equated Faculty (SCH/FTEF)
Language	LANG	500.00
Statistics and Quantitative Methods	STQM	498.00
Restaurant and Food Industry Management	RFIM	495.72
Medical Record Information Systems	MRIS	492.49
Building Construction	BCTM	481.82
University College Program	UNCP	481.49
Computer Information Systems	ISYS	479.38
Mechanical Engineering Technology	MECH	478.84
Career Exploration	CARE	471.54
Criminal Justice	CRIM	470.00
English	ENGL	467.15
German	GERM	464.35
Finance	FINC	459.87
Engineering Graphics	ETEC	457.04

FERRIS STATE UNIVERSITY

Ranked Listing of Student Credit Hours (SCH) / Full Time Equated Faculty (FTEF) Aggregated by Course Prefix Fall + Winter Semesters 2004-2005

Course Description	Course Prefix	Student Credit Hours/ Full Time Equated Faculty (SCH/FTEF)
African American Studies	AFAM	456.00
Education Reading Language Arts	ERLA	454.55
Public Relations	PREL	436.95
Ferris State University Seminar	FSUS	432.15
Recreation Management and Leisure Studies	RMLS	416.49
Manufacturing Engineering Technology	MFGE	414.33
Child Development	EDCD	408.38
Product Design Engineering Technology	PDET	405.95
University	UNIV	400.45
Heating, Ventilation, Air Conditioning & Refrig Tec	HVAC	388.08
Electrical and Electronics Engineering Technology	EEET	380.74
Respiratory Care	RESP	378.08
Kendall College Science	KCSC	374.94
Reading	READ	373.22

FERRIS STATE UNIVERSITY

Ranked Listing of Student Credit Hours (SCH) / Full Time Equated Faculty (FTEF) Aggregated by Course Prefix Fall + Winter Semesters 2004-2005

Course Description	Course Prefix	Student Credit Hours/ Full Time Equated Faculty (SCH/FTEF)
Real Estate	REAL	372.53
Automotive Body	ABOD	370.09
Education Special Needs	ESPN	366.76
Architectural Technology	ARCH	361.30
Visual Design and WEB Media	VISD	360.66
Welding Engineering Technology	WELD	359.47
Education	EDUC	359.16
Computer Science	CPSC	357.99
Digital Animation and Game Design	DAGD	356.55
Literature	LITR	352.47
Heavy Equipment Technology	HEQT	344.18
Nursing	NURS	340.04
Journalism	JRNL	337.26
Computer Network and Systems	ECNS	332.99

FERRIS STATE UNIVERSITY

Ranked Listing of Student Credit Hours (SCH) / Full Time Equated Faculty (FTEF) Aggregated by Course Prefix Fall + Winter Semesters 2004-2005

Course Description	Course Prefix	Student Credit Hours/ Full Time Equated Faculty (SCH/FTEF)
Environmental Health and Safety Management	EHSM	328.97
Applied Science	APPS	324.00
Ferris State University Honors	FSUH	321.00
Automotive Service Technology	AUTO	320.74
Kendall College Social Science	KCSS	309.40
Kendall College Humanities	KCHU	307.42
Civil Engineering Technology	CETM	306.72
Kendall College Foundation	KCFN	305.25
Television Production	TVPR	302.76
Social Work	SCWK	284.14
Professional Tennis Management	PTMG	277.61
Printing Technology	PTEC	277.40
CAD Drafting and Tool Design	CDTD	272.23
Surveying Engineering	SURE	271.92

FERRIS STATE UNIVERSITY

Ranked Listing of Student Credit Hours (SCH) / Full Time Equated Faculty (FTEF) Aggregated by Course Prefix Fall + Winter Semesters 2004-2005

Course Description	Course Prefix	Student Credit Hours/ Full Time Equated Faculty (SCH/FTEF)
Kendall College Illustration	KCIL	271.54
Educational Career Technical Education	ECTE	271.00
Plastics Engineering Technology	PLTS	267.76
Master of Business Administration	MMBA	265.80
Master of Science Information Systems Management	MISM	261.26
Facilities Management	FMAN	260.82
Kendall College Design Studies	KCDS	255.62
Kendall College Interior Design	KCID	252.44
Heavy Equipment Service Engineering Technology	HSET	247.88
Education Physical Education	EDPE	247.63
Manufacturing Tooling Technology	MFGT	243.58
Clinical Laboratory Science	CLLS	237.66
Pharmacy Practice	PHPR	237.50
Kendall College Fine Arts	KCFA	223.59

FERRIS STATE UNIVERSITY

Ranked Listing of Student Credit Hours (SCH) / Full Time Equated Faculty (FTEF) Aggregated by Course Prefix Fall + Winter Semesters 2004-2005

Course Description	Course Prefix	Student Credit Hours/ Full Time Equated Faculty (SCH/FTEF)
Printing Management	PMGT	222.39
Optometry	OPTM	219.24
Kendall College Digital Media	KCDM	216.19
Theatre	THTR	216.00
Music Industry Management	MIMG	215.27
Kendall College Industrial Design	KCIN	212.51
Pharmacognosy	PHCG	207.36
Intensive English Program	IEPG	205.18
Horticulture	HORT	187.69
Kendall College Visual Communications	KCVC	180.12
Kendall College Furniture Design	KCFD	164.20
New Media Printing and Publishing	NMPP	161.39
Kendall College Historic Preservation	KCHP	152.00
Kendall Metals/Jewelry Design	KCMJ	147.72

FERRIS STATE UNIVERSITY

Ranked Listing of Student Credit Hours (SCH) / Full Time Equated Faculty (FTEF) Aggregated by Course Prefix Fall + Winter Semesters 2004-2005

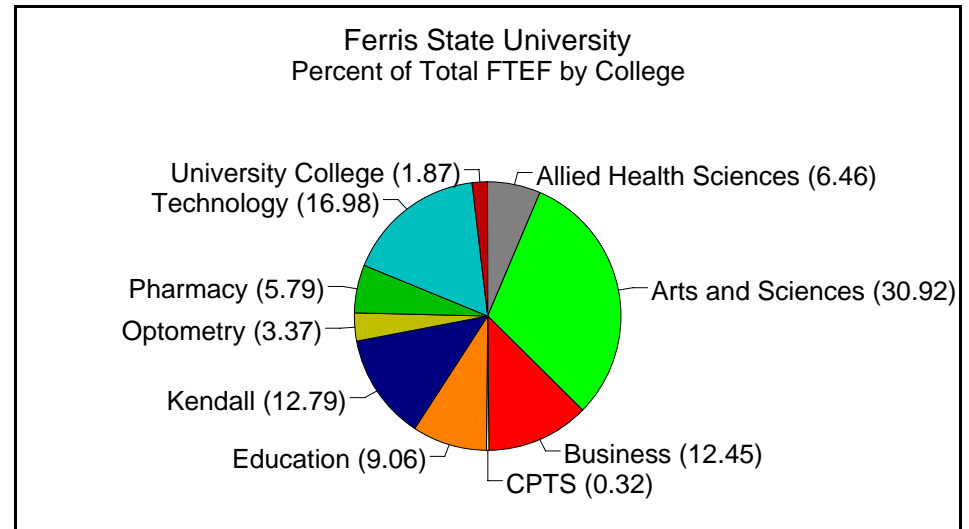
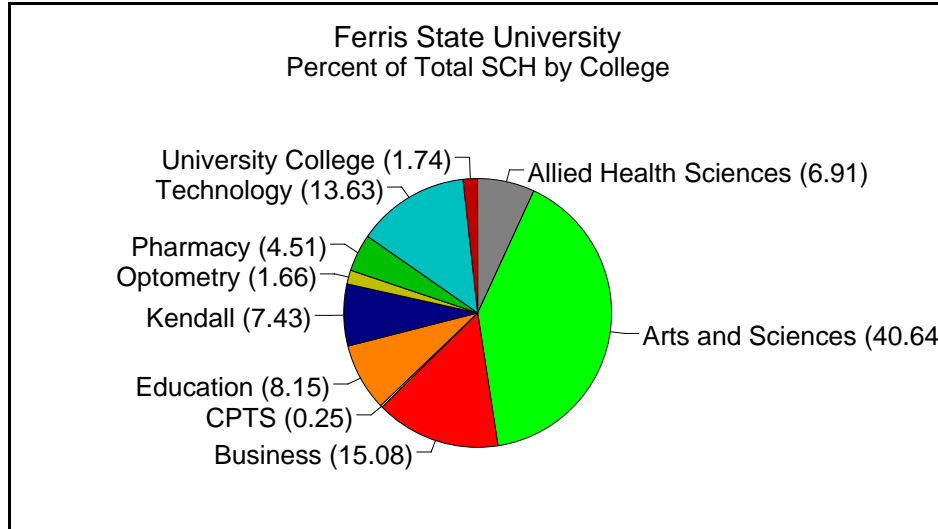
Course Description	Course Prefix	Student Credit Hours/ Full Time Equated Faculty (SCH/FTEF)
Philanthropy Education	EDPH	144.00
Rubber Technology	RUBR	135.73
Kendall Education	KCED	88.47
Clinical Laboratory Science	CLLS	

Ferris State University

Student Credit Hours (SCH) and Full Time Equated Faculty (FTEF) by College

Fall and Winter Terms Combined 2004-2005

By College



College	SCH	FTEF
Allied Health Sciences	19,708.00	41.49
Arts and Sciences	115,927.00	198.60
Business	42,998.00	79.97
CPTS	721.00	2.05
Education	23,232.00	58.20
Kendall	21,200.00	82.13
Optometry	4,746.00	21.65
Pharmacy	12,860.00	37.21
Technology	38,864.00	109.11
University College	4,967.00	11.99

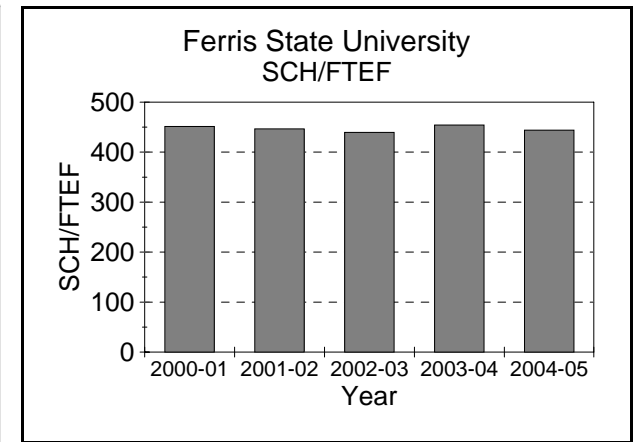
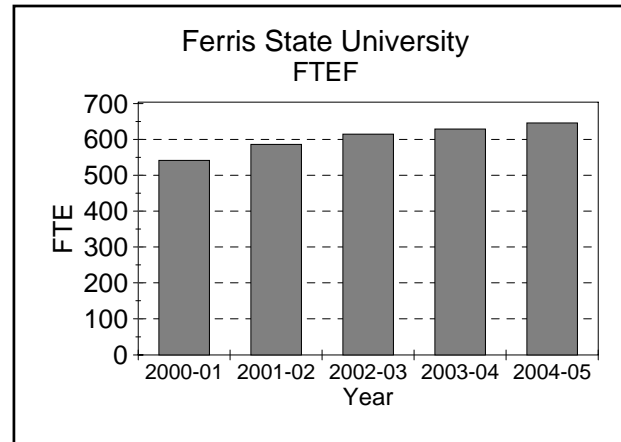
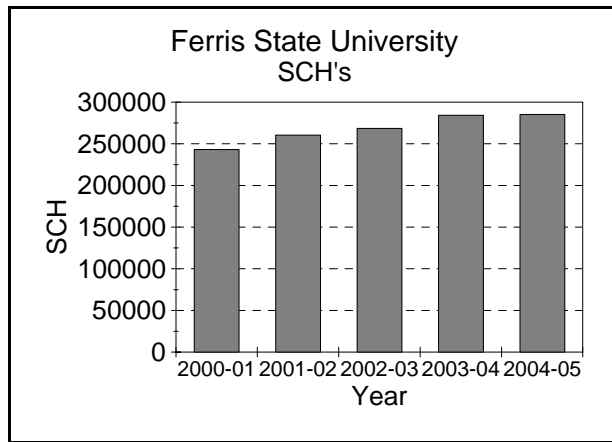
Source: Office of Institutional Research, g:\...fload\0405\prdupnie.rsl

Ferris State University

Student Credit Hours (SCH), Full Time Equated Faculty (FTEF) and SCH/FTEF Aggregated by University

Fall and Winter Terms Combined

FSU



<u>Year</u>	<u>SCH</u>	<u>FTEF</u>	<u>SCH/FTEF</u>
2000-01	243,185.00	538.82	451.32
2001-02	260,521.00	583.23	446.69
2002-03	268,592.00	611.23	439.43
2003-04	284,155.00	625.59	454.22
2004-05	285,223.00	642.37	444.01

Caution: When viewing graphs, please note the differences in scales

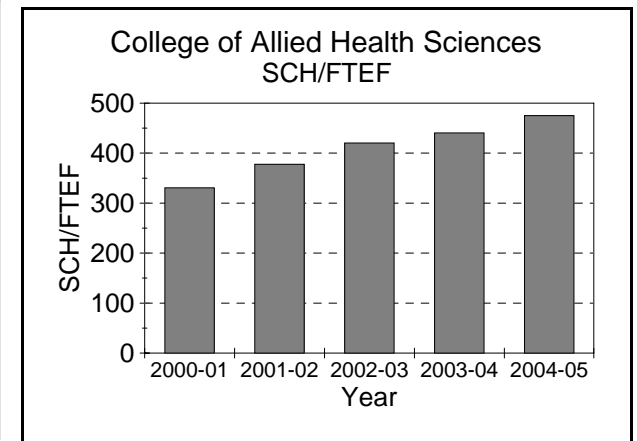
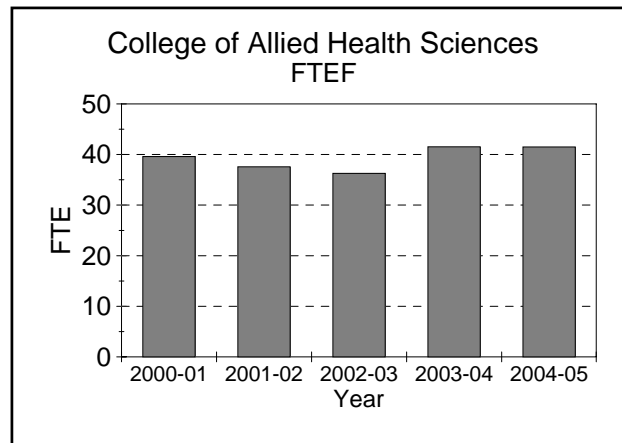
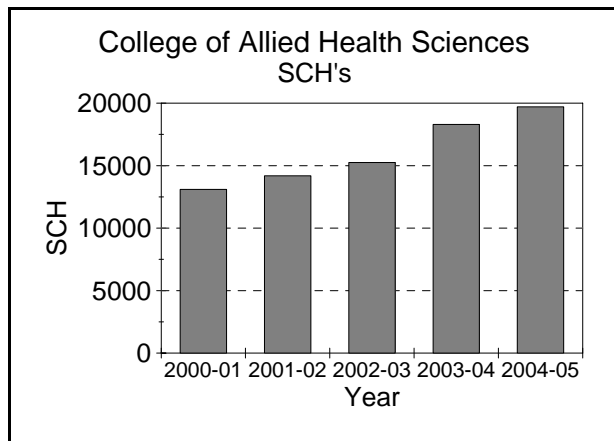
Source: Office of Institutional Research, g:\...fload\0405\prdugr.rsl

Ferris State University

Student Credit Hours (SCH), Full Time Equated Faculty (FTEF) and SCH/FTEF Aggregated by College

Fall and Winter Terms Combined

College of Allied Health Sciences



<u>Year</u>	<u>SCH</u>	<u>FTEF</u>	<u>SCH/FTEF</u>
2000-01	13,102.00	39.61	330.75
2001-02	14,193.00	37.58	377.66
2002-03	15,244.00	36.26	420.44
2003-04	18,299.00	41.54	440.46
2004-05	19,708.00	41.49	475.06

Caution: When viewing graphs, please note the differences in scales

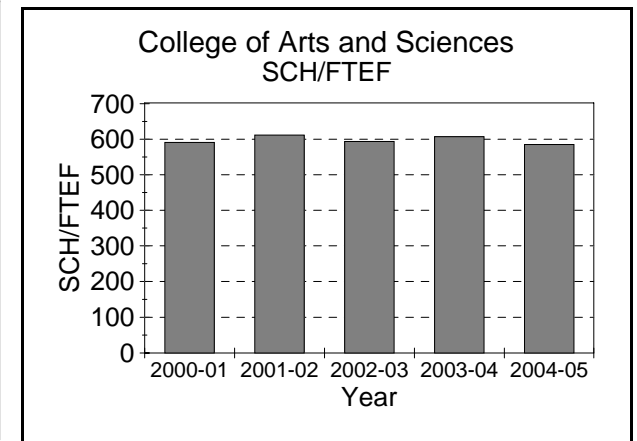
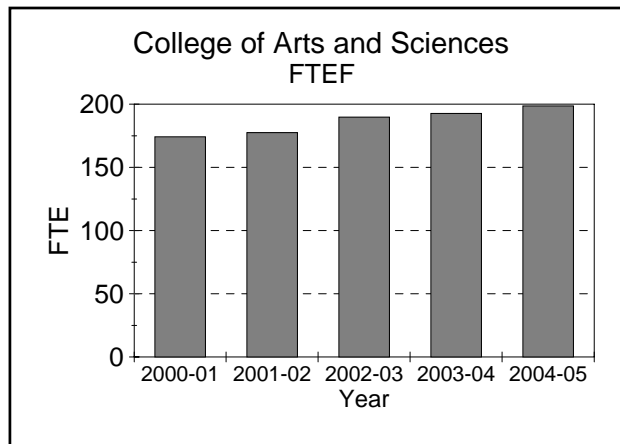
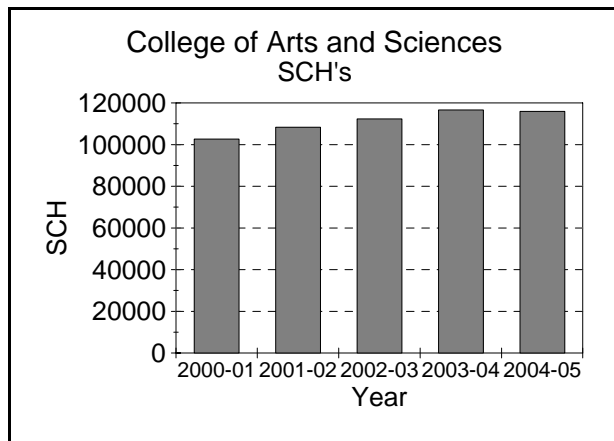
Source: Office of Institutional Research, g:\...\facload\0405\prdahgr.rsl

Ferris State University

Student Credit Hours (SCH), Full Time Equated Faculty (FTEF) and SCH/FTEF Aggregated by College

Fall and Winter Terms Combined

College of Arts and Sciences



<u>Year</u>	<u>SCH</u>	<u>FTEF</u>	<u>SCH/FTEF</u>
2000-01	102,666.00	174.22	589.29
2001-02	108,311.00	177.50	610.19
2002-03	112,342.00	189.70	592.21
2003-04	116,604.00	192.61	605.40
2004-05	115,927.00	198.60	583.73

Caution: When viewing graphs, please note the differences in scales

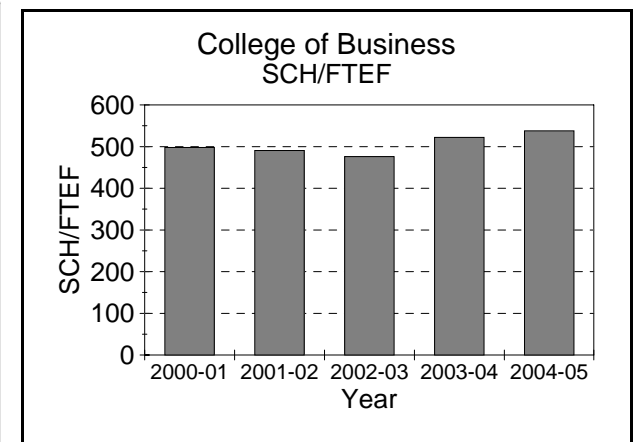
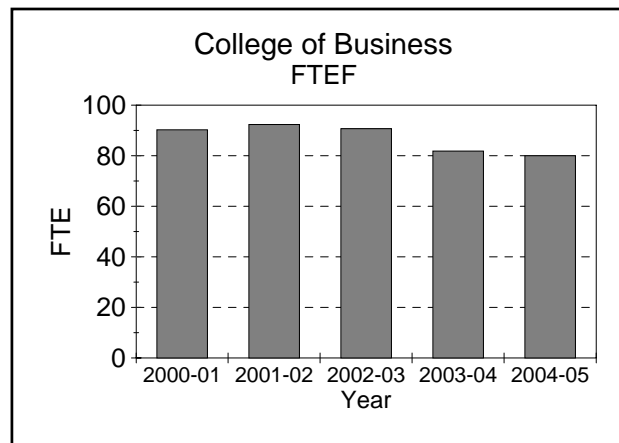
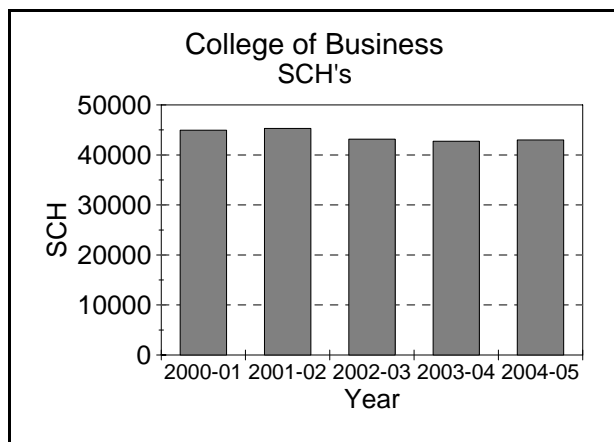
Source: Office of Institutional Research, g:\...fload\0405\prdasgr.rsl

Ferris State University

Student Credit Hours (SCH), Full Time Equated Faculty (FTEF) and SCH/FTEF Aggregated by College

Fall and Winter Terms Combined

College of Business



<u>Year</u>	<u>SCH</u>	<u>FTEF</u>	<u>SCH/FTEF</u>
2000-01	44,955.00	90.28	497.97
2001-02	45,304.00	92.33	490.67
2002-03	43,162.00	90.70	475.89
2003-04	42,733.00	81.84	522.16
2004-05	42,998.00	79.97	537.69

Caution: When viewing graphs, please note the differences in scales

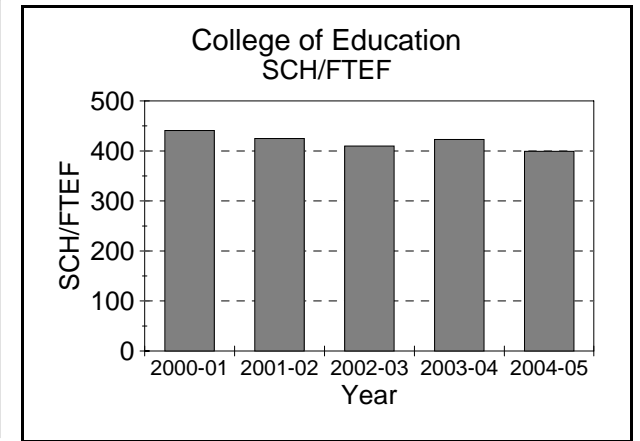
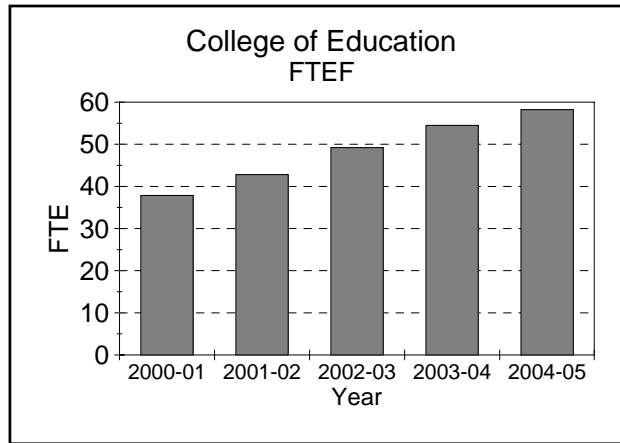
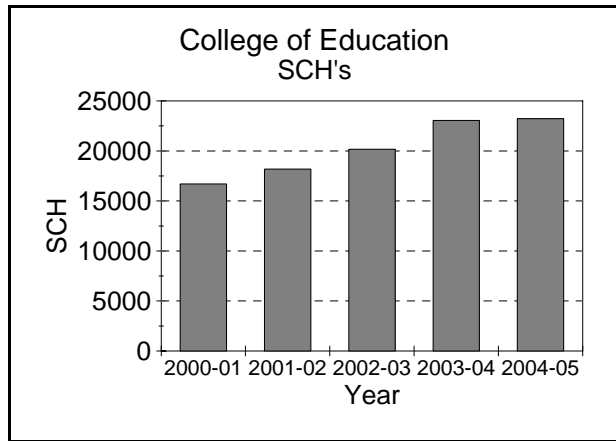
Source: Office of Institutional Research, g:\...fload\0405\prdbmgr.rsl

Ferris State University

Student Credit Hours (SCH), Full Time Equated Faculty (FTEF) and SCH/FTEF Aggregated by College

Fall and Winter Terms Combined

College of Education & Human Services



<u>Year</u>	<u>SCH</u>	<u>FTEF</u>	<u>SCH/FTEF</u>
2000-01	16,693.00	37.87	440.80
2001-02	18,180.00	42.80	424.76
2002-03	20,165.00	49.21	409.81
2003-04	23,044.00	54.49	422.91
2004-05	23,232.00	58.20	399.20

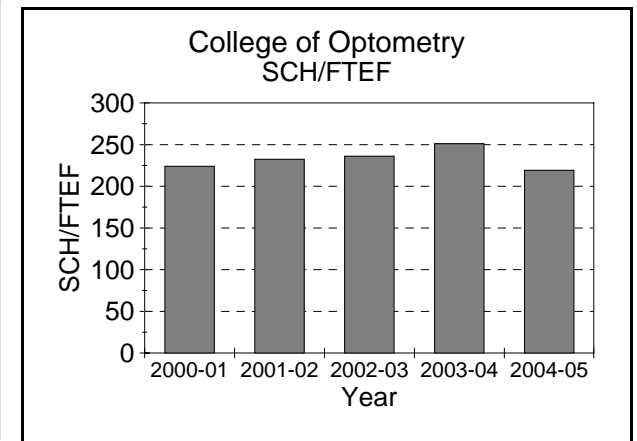
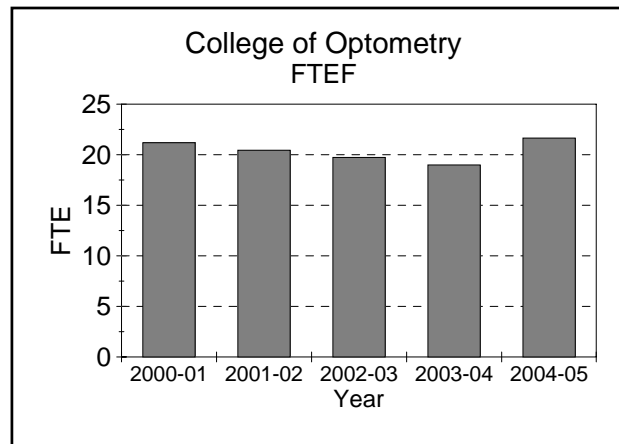
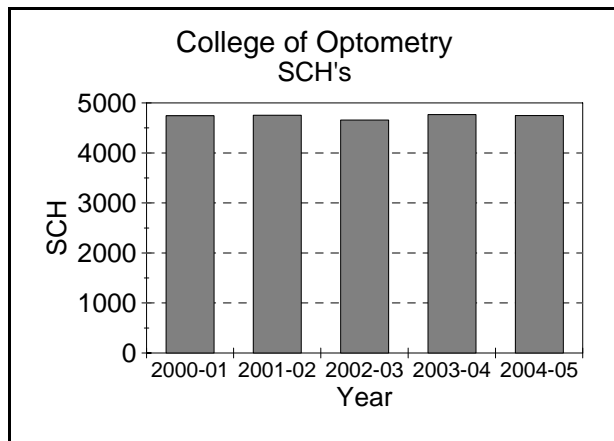
Caution: When viewing graphs, please note the differences in scales
Source: Office of Institutional Research, g:\...facload\0405\prdedgr.rsl

Ferris State University

Student Credit Hours (SCH), Full Time Equated Faculty (FTEF) and SCH/FTEF Aggregated by College

Fall and Winter Terms Combined

College of Optometry



<u>Year</u>	<u>SCH</u>	<u>FTEF</u>	<u>SCH/FTEF</u>
2000-01	4,744.00	21.19	223.90
2001-02	4,753.00	20.45	232.39
2002-03	4,657.00	19.73	236.01
2003-04	4,765.00	18.98	251.10
2004-05	4,746.00	21.65	219.24

Caution: When viewing graphs, please note the differences in scales

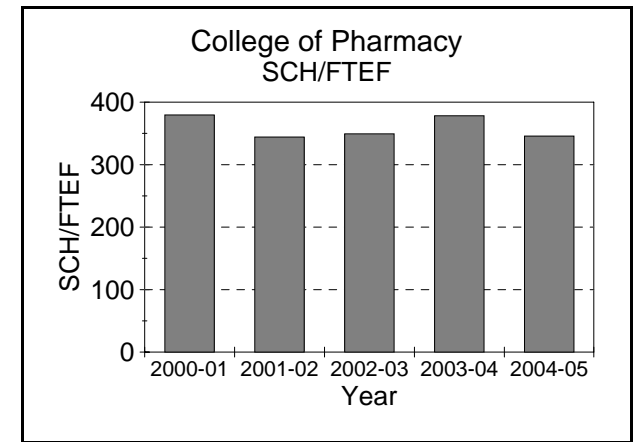
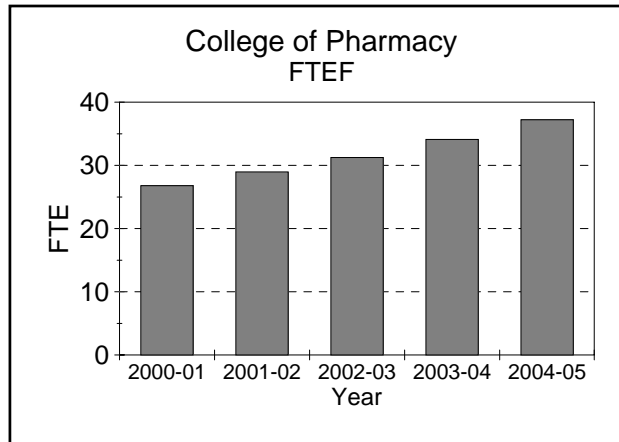
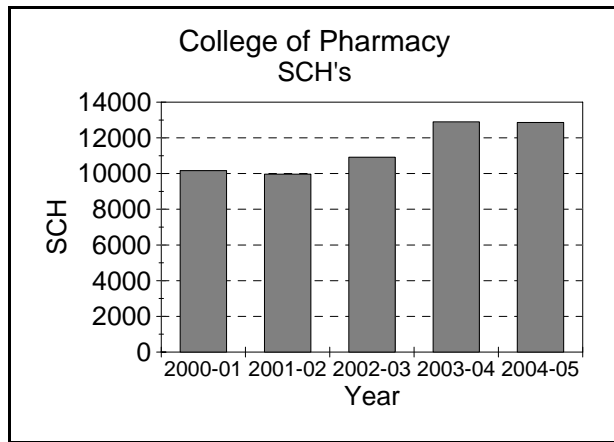
Source: Office of Institutional Research, g:\...facload\0405\prdogr.rsl

Ferris State University

Student Credit Hours (SCH), Full Time Equated Faculty (FTEF) and SCH/FTEF Aggregated by College

Fall and Winter Terms Combined

College of Pharmacy



<u>Year</u>	<u>SCH</u>	<u>FTEF</u>	<u>SCH/FTEF</u>
2000-01	10,165.00	26.78	379.53
2001-02	9,967.00	28.96	344.21
2002-03	10,919.00	31.25	349.42
2003-04	12,896.00	34.10	378.22
2004-05	12,860.00	37.21	345.61

Caution: When viewing graphs, please note the differences in scales

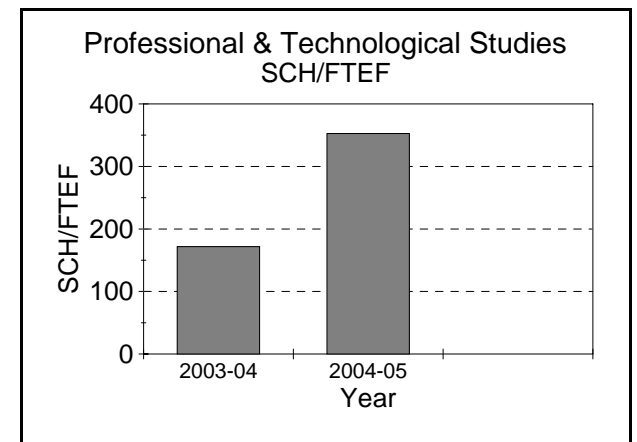
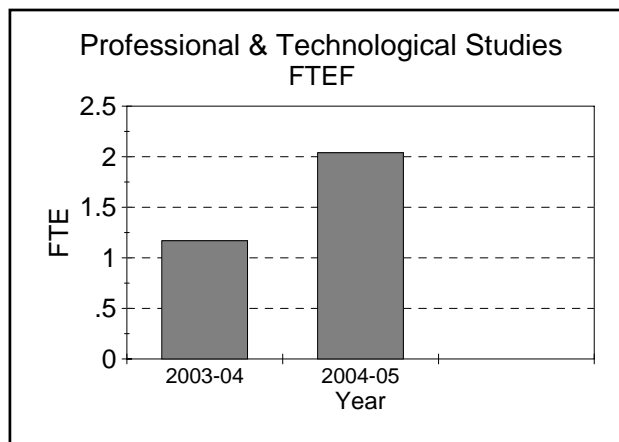
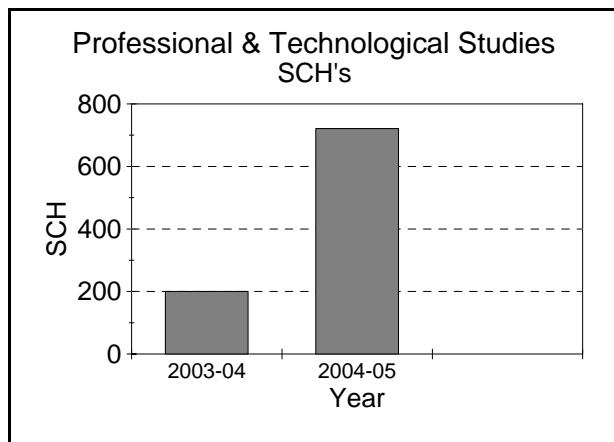
Source: Office of Institutional Research, g:\...facload\0405\prdpngr.rsl

Ferris State University

Student Credit Hours (SCH), Full Time Equated Faculty (FTEF) and SCH/FTEF Aggregated by Department

Fall and Winter Terms Combined

College of Professional & Technological Studies



<u>Year</u>	<u>SCH</u>	<u>FTEF</u>	<u>SCH/FTEF</u>
2003-04	200.00	1.17	171.67
2004-05	721.00	2.04	352.57

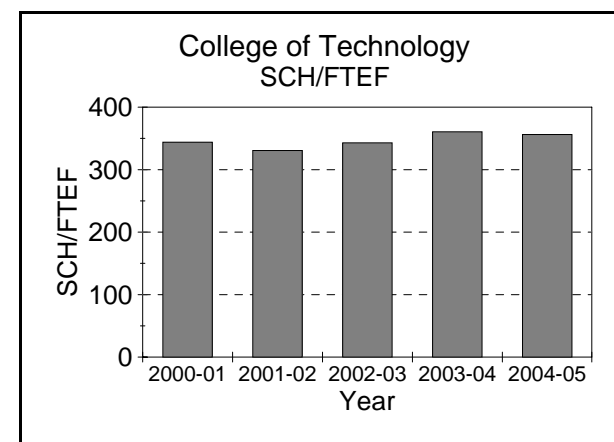
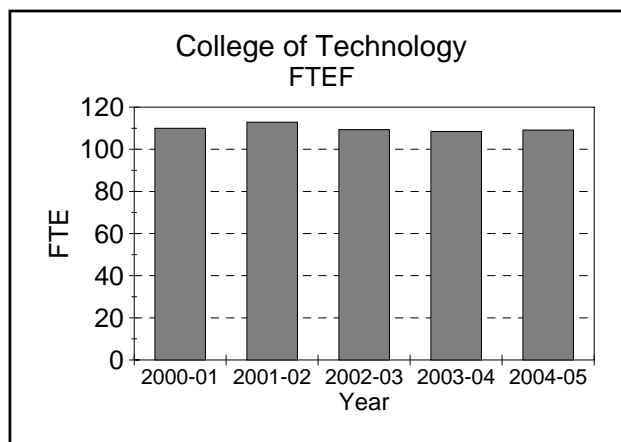
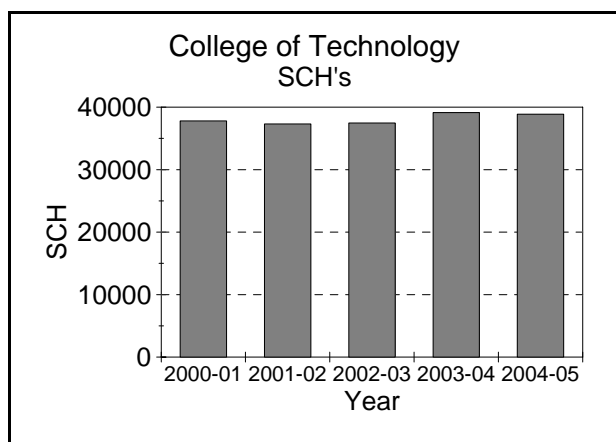
Caution: When viewing graphs, please note the differences in scales
Source: Office of Institutional Research, g:\...fload\0405\prdpagr.rsl

Ferris State University

Student Credit Hours (SCH), Full Time Equated Faculty (FTEF) and SCH/FTEF Aggregated by College

Fall and Winter Terms Combined

College of Technology



<u>Year</u>	<u>SCH</u>	<u>FTEF</u>	<u>SCH/FTEF</u>
2000-01	37,801.00	109.94	343.83
2001-02	37,308.00	112.84	330.62
2002-03	37,465.00	109.27	342.87
2003-04	39,117.00	108.49	360.57
2004-05	38,864.00	109.11	356.20

Caution: When viewing graphs, please note the differences in scales

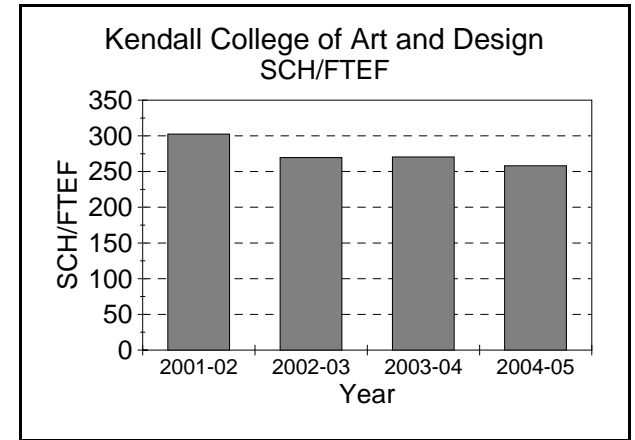
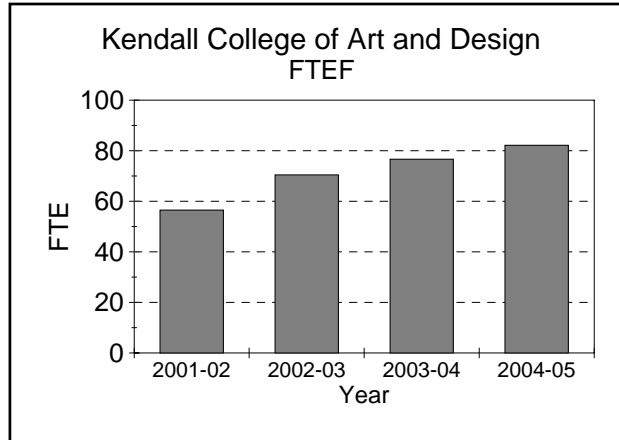
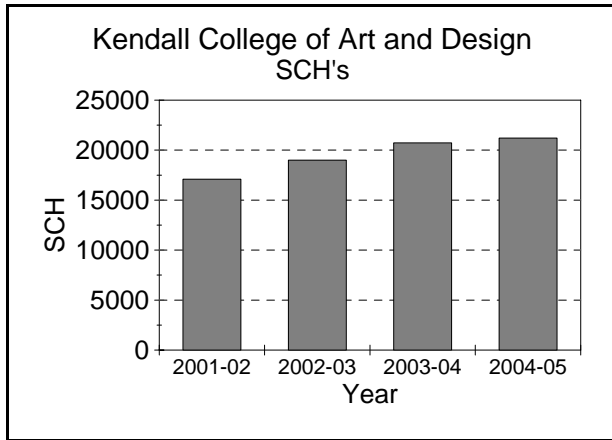
Source: Office of Institutional Research, g:\...\facload\0405\prdtgr.rsl

Ferris State University

Student Credit Hours (SCH), Full Time Equated Faculty (FTEF) and SCH/FTEF Aggregated by College

Fall and Winter Terms Combined

Kendall College of Art and Design



<u>Year</u>	<u>SCH</u>	<u>FTEF</u>	<u>SCH/FTEF</u>
2001-02	17,098.00	56.54	302.39
2002-03	18,994.00	70.44	269.64
2003-04	20,722.00	76.65	270.35
2004-05	21,200.00	82.13	258.13

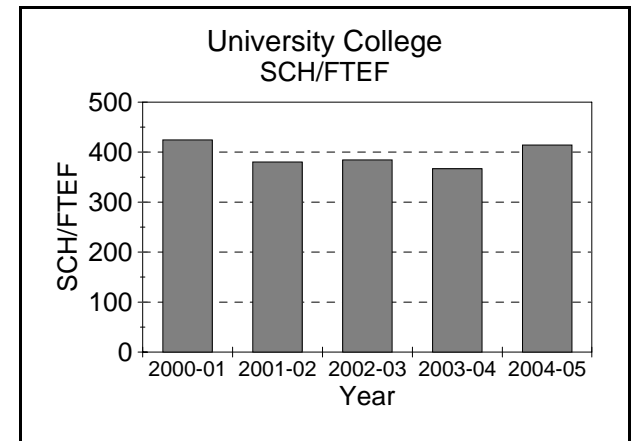
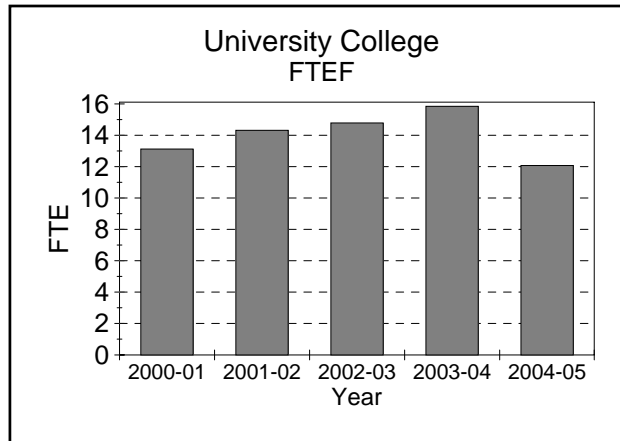
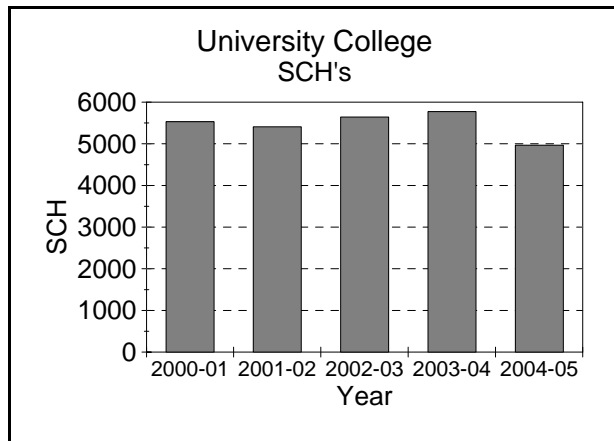
Caution: When viewing graphs, please note the differences in scales
Source: Office of Institutional Research, g:\...fload\0405\prdkcgr.rsl

Ferris State University

Student Credit Hours (SCH), Full Time Equated Faculty (FTEF) and SCH/FTEF Aggregated by College

Fall and Winter Terms Combined

University College



<u>Year</u>	<u>SCH</u>	<u>FTEF</u>	<u>SCH/FTEF</u>
2000-01	5,531.00	13.03	424.36
2001-02	5,407.00	14.22	380.26
2002-03	5,644.00	14.68	384.54
2003-04	5,775.00	15.74	366.92
2004-05	4,967.00	11.99	414.35

Caution: When viewing graphs, please note the differences in scales

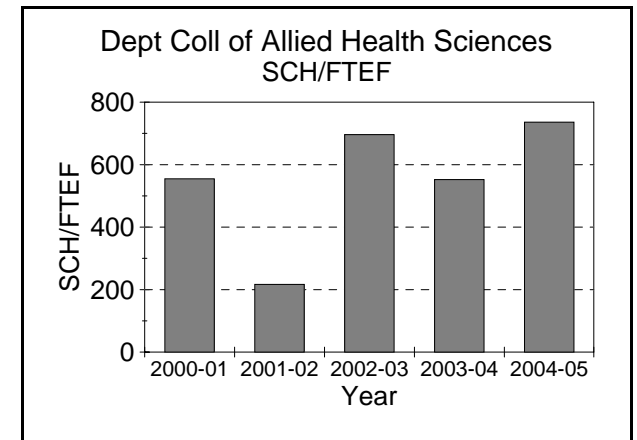
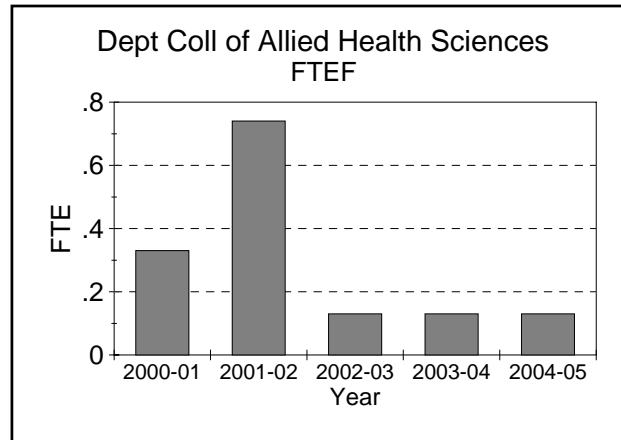
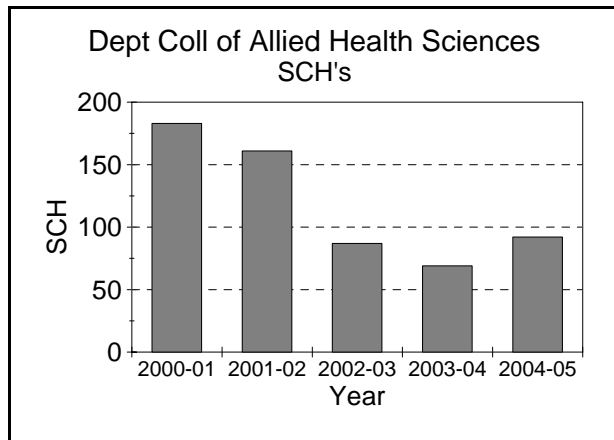
Source: Office of Institutional Research, g:\...fload\0405\prducgr.rsl

Ferris State University

Student Credit Hours (SCH), Full Time Equated Faculty (FTEF) and SCH/FTEF Aggregated by Department

Fall and Winter Terms Combined

College of Allied Health Sciences (College of Allied Health Sciences)



<u>Year</u>	<u>SCH</u>	<u>FTEF</u>	<u>SCH/FTEF</u>
2000-01	183.00	0.33	554.55
2001-02	161.00	0.74	216.79
2002-03	87.00	0.13	696.00
2003-04	69.00	0.13	552.00
2004-05	92.00	0.13	736.00

Caution: When viewing graphs, please note the differences in scales

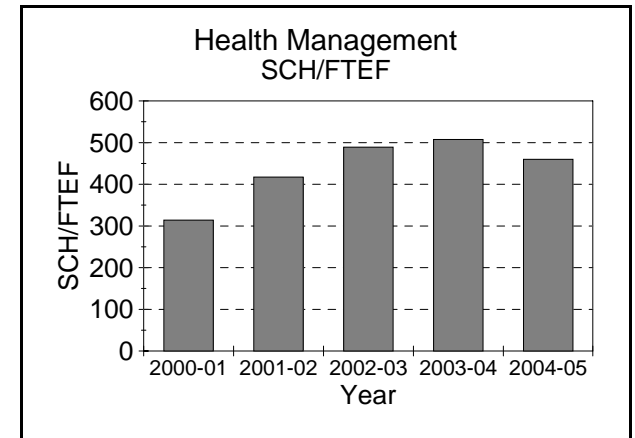
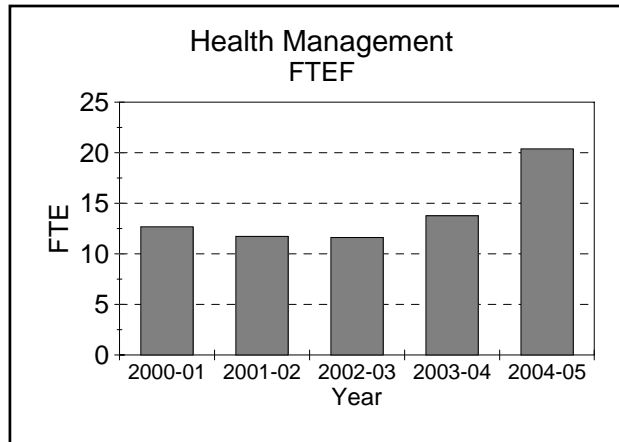
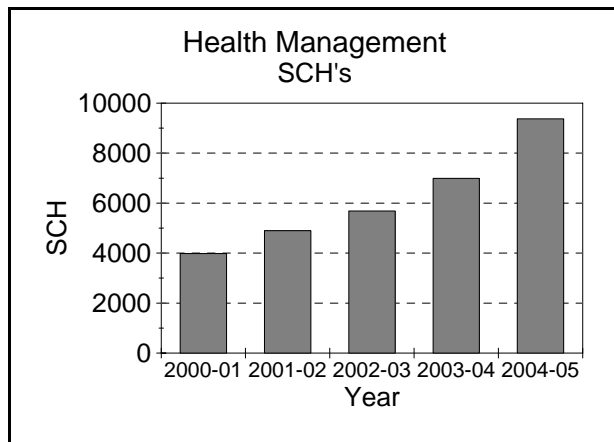
Source: Office of Institutional Research, g:\...\facload\0405\prdah2g.rsl

Ferris State University

Student Credit Hours (SCH), Full Time Equated Faculty (FTEF) and SCH/FTEF Aggregated by Department

Fall and Winter Terms Combined

Health Management (College of Allied Health Sciences)



<u>Year</u>	<u>SCH</u>	<u>FTEF</u>	<u>SCH/FTEF</u>
2000-01	3,981.00	12.68	313.89
2001-02	4,895.00	11.73	417.29
2002-03	5,686.00	11.62	489.23
2003-04	6,989.00	13.77	507.53
2004-05	9,375.00	20.38	459.99

Caution: When viewing graphs, please note the differences in scales

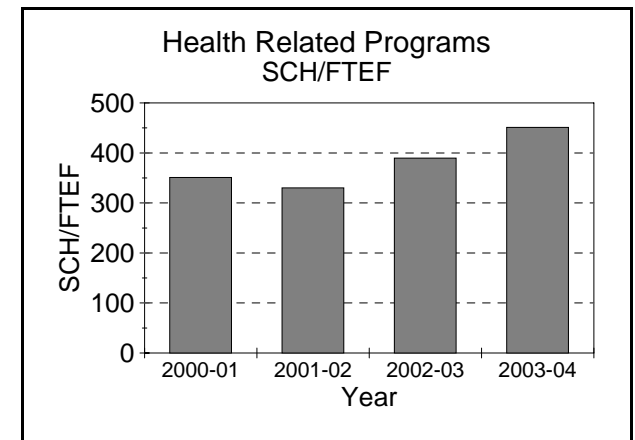
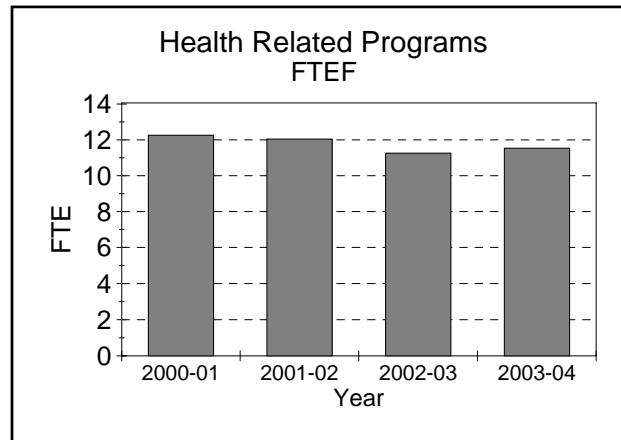
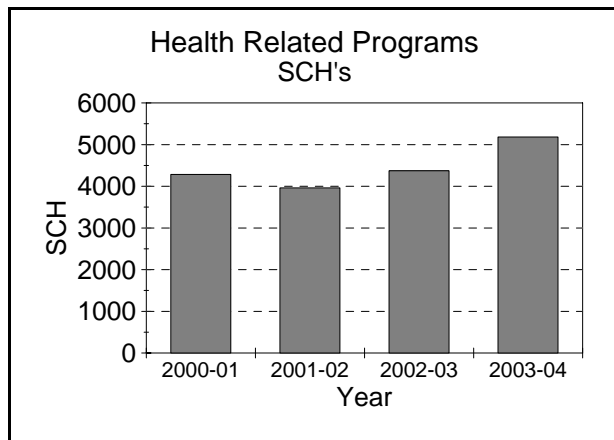
Source: Office of Institutional Research, g:\...\facload\0405\prdah4g.rsl

Ferris State University

Student Credit Hours (SCH), Full Time Equated Faculty (FTEF) and SCH/FTEF Aggregated by Department

Fall and Winter Terms Combined

Health Related Programs (College of Allied Health Sciences)



<u>Year</u>	<u>SCH</u>	<u>FTEF</u>	<u>SCH/FTEF</u>
2000-01	4,285.00	12.21	350.94
2001-02	3,961.00	12.00	330.06
2002-03	4,372.00	11.22	389.71
2003-04	5,183.00	11.49	450.92

<< Department changed to **Imaging Sciences** in 2004-2005 >>

Caution: When viewing graphs, please note the differences in scales

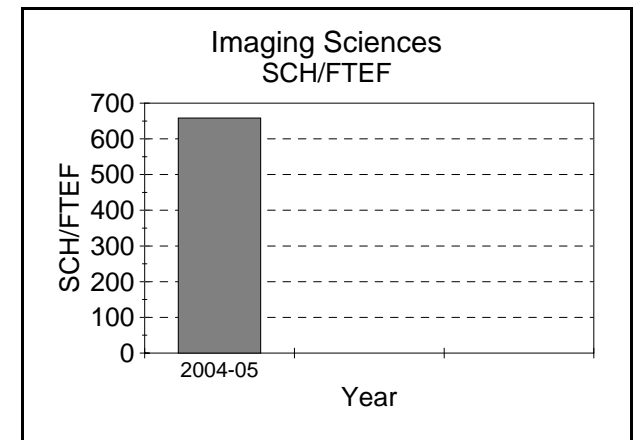
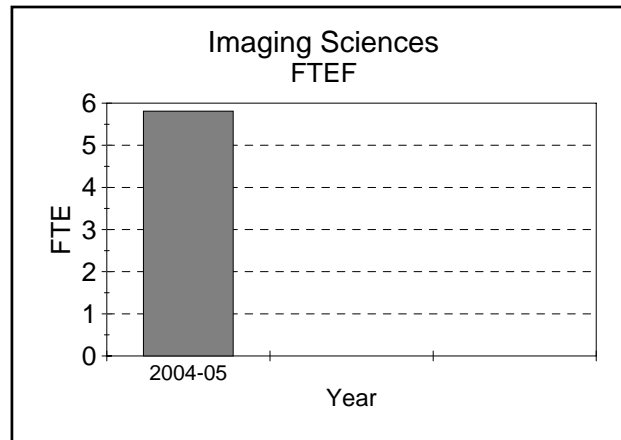
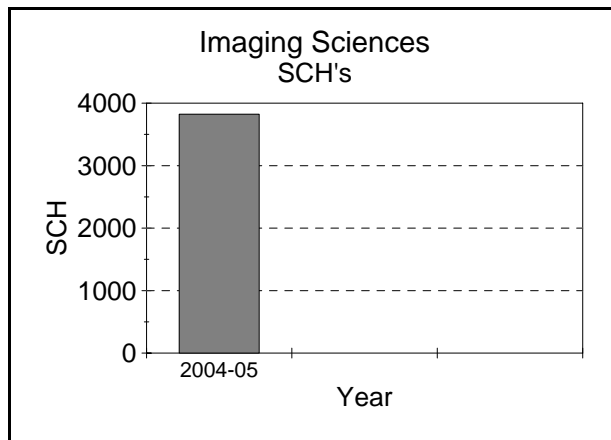
Source: Office of Institutional Research, g:\...\facload\0405\prdah7g.rsl

Ferris State University

Student Credit Hours (SCH), Full Time Equated Faculty (FTEF) and SCH/FTEF Aggregated by Department

Fall and Winter Terms Combined

Imaging Sciences (College of Allied Health Sciences)



<u>Year</u>	<u>SCH</u>	<u>FTEF</u>	<u>SCH/FTEF</u>
2004-05	3,823.00	5.81	658.26

<< Prior to 2004-05 see **Health Related Programs** >>

Caution: When viewing graphs, please note the differences in scales

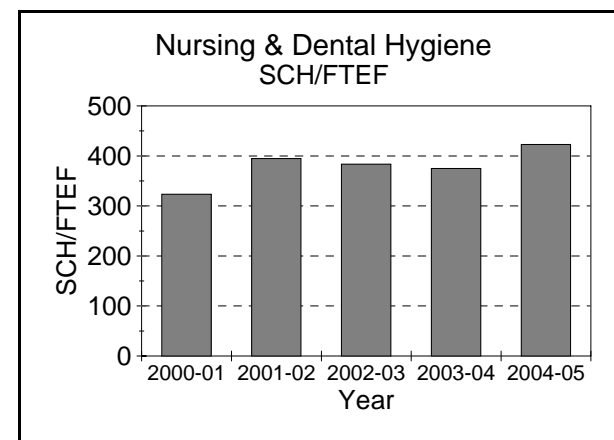
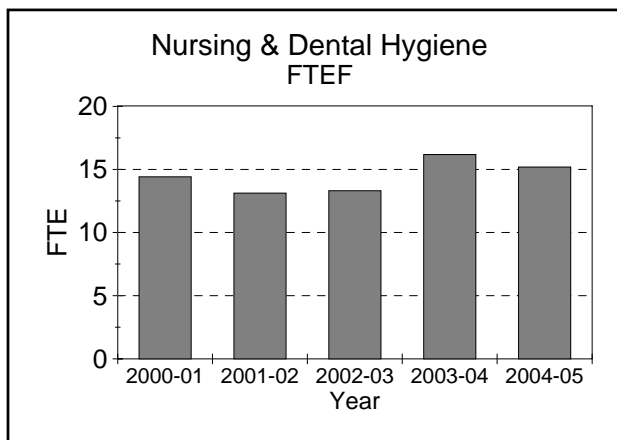
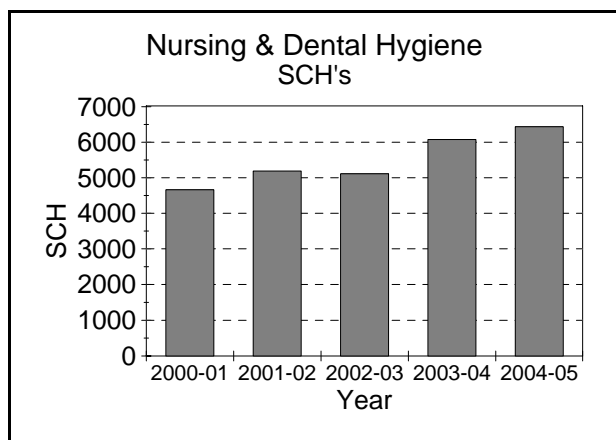
Source: Office of Institutional Research, g:\...\facload\0405\prdah5g.rsl

Ferris State University

Student Credit Hours (SCH), Full Time Equated Faculty (FTEF) and SCH/FTEF Aggregated by Department

Fall and Winter Terms Combined

Nursing & Dental Hygiene (College of Allied Health Sciences)



<u>Year</u>	<u>SCH</u>	<u>FTEF</u>	<u>SCH/FTEF</u>
2000-01	4,653.00	14.39	323.35
2001-02	5,176.00	13.11	394.90
2002-03	5,099.00	13.29	383.64
2003-04	6,058.00	16.16	374.99
2004-05	6,418.00	15.17	423.02

Caution: When viewing graphs, please note the differences in scales

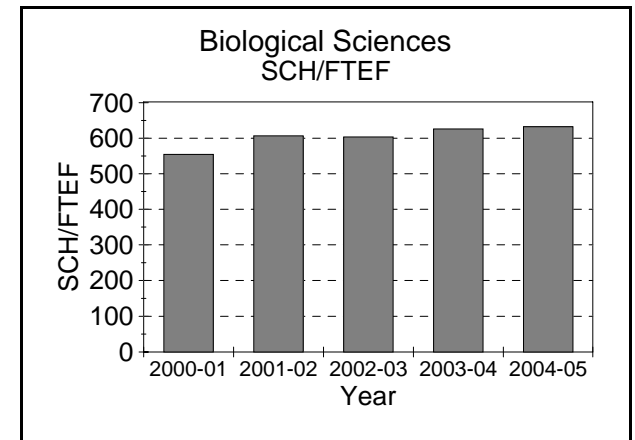
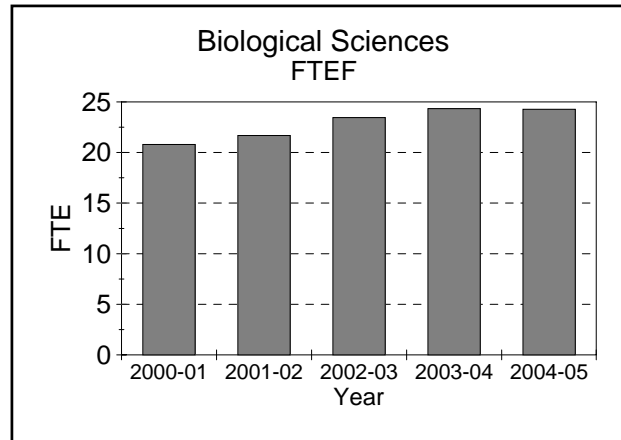
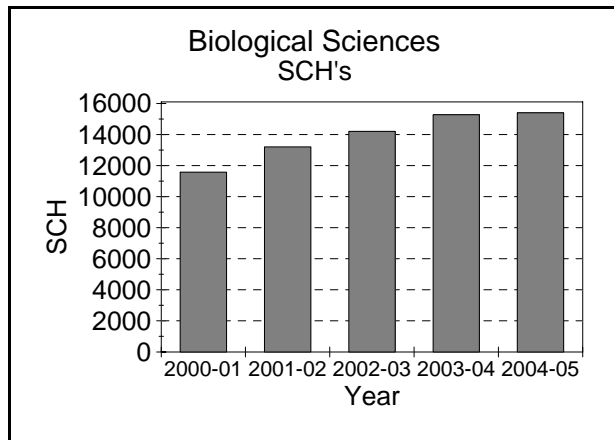
Source: Office of Institutional Research, g:\...\facload\0405\prdah8g.rsl

Ferris State University

Student Credit Hours (SCH), Full Time Equated Faculty (FTEF) and SCH/FTEF Aggregated by Department

Fall and Winter Terms Combined

Biological Sciences (College of Arts & Sciences)



<u>Year</u>	<u>SCH</u>	<u>FTEF</u>	<u>SCH/FTEF</u>
2000-01	11,502.00	20.79	553.30
2001-02	13,119.00	21.68	605.07
2002-03	14,118.00	23.45	602.06
2003-04	15,186.00	24.33	624.09
2004-05	15,305.00	24.27	630.61

Caution: When viewing graphs, please note the differences in scales

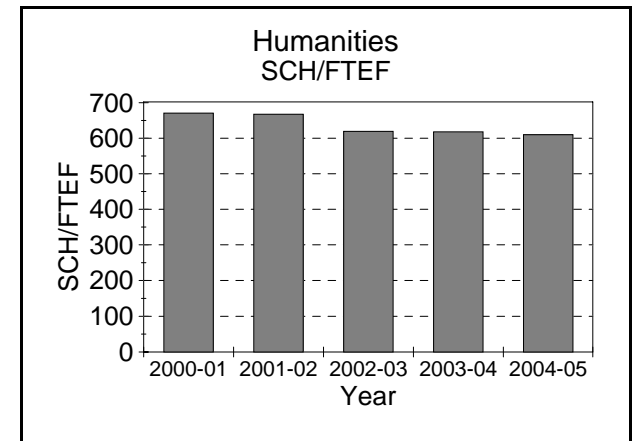
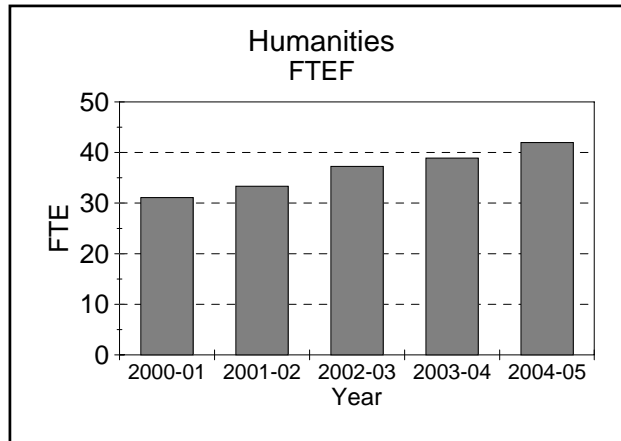
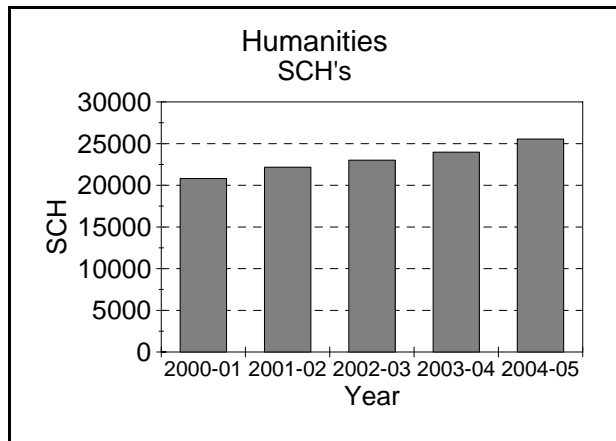
Source: Office of Institutional Research, g:\...\facload\0405\prd\as1g.rsl

Ferris State University

Student Credit Hours (SCH), Full Time Equated Faculty (FTEF) and SCH/FTEF Aggregated by Department

Fall and Winter Terms Combined

Humanities (College of Arts & Sciences)



<u>Year</u>	<u>SCH</u>	<u>FTEF</u>	<u>SCH/FTEF</u>
2000-01	20,797.00	31.10	668.69
2001-02	22,176.00	33.33	665.42
2002-03	23,012.00	37.26	617.60
2003-04	23,974.00	38.90	616.34
2004-05	25,548.00	41.96	608.07

Caution: When viewing graphs, please note the differences in scales

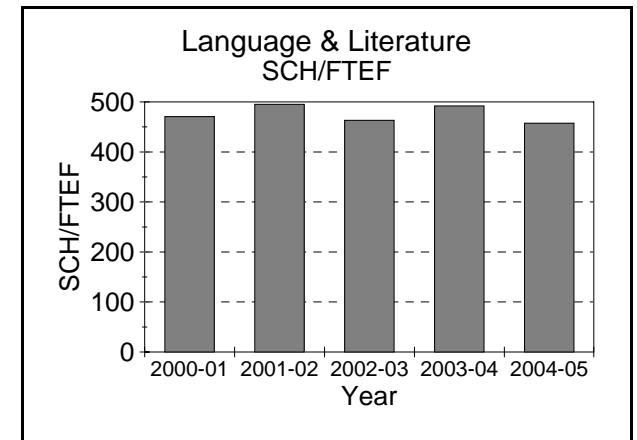
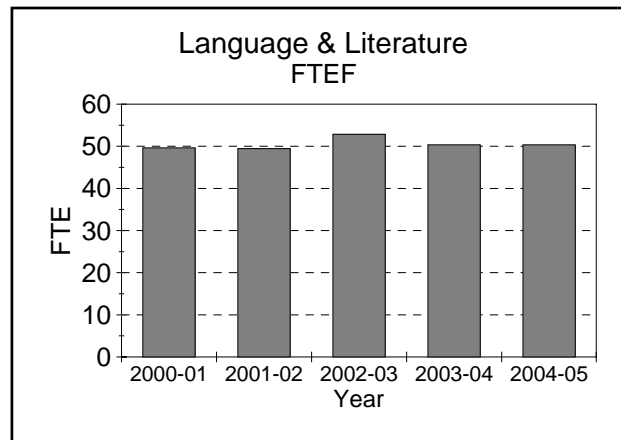
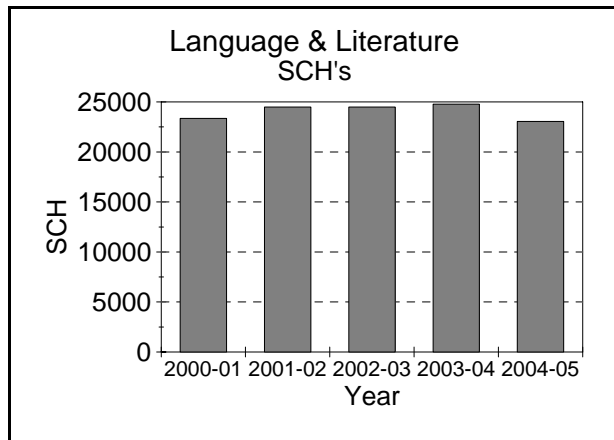
Source: Office of Institutional Research, g:\...\facload\0405\prdas2g.rsl

Ferris State University

Student Credit Hours (SCH), Full Time Equated Faculty (FTEF) and SCH/FTEF Aggregated by Department

Fall and Winter Terms Combined

Language & Literature (College of Arts & Sciences)



<u>Year</u>	<u>SCH</u>	<u>FTEF</u>	<u>SCH/FTEF</u>
2000-01	23,348.00	49.63	470.49
2001-02	24,483.00	49.45	495.16
2002-03	24,492.00	52.86	463.32
2003-04	24,784.00	50.36	492.14
2004-05	23,045.00	50.36	457.59

Caution: When viewing graphs, please note the differences in scales

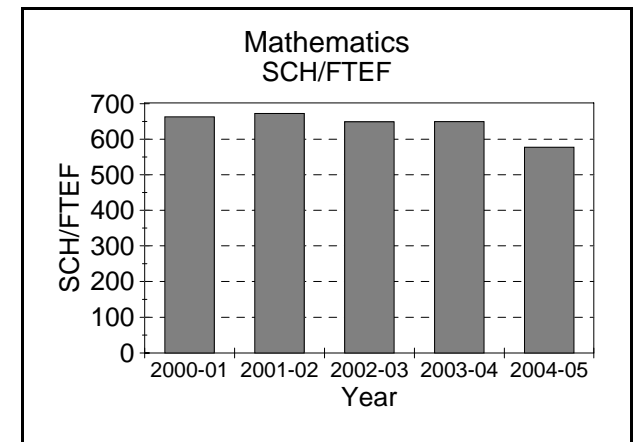
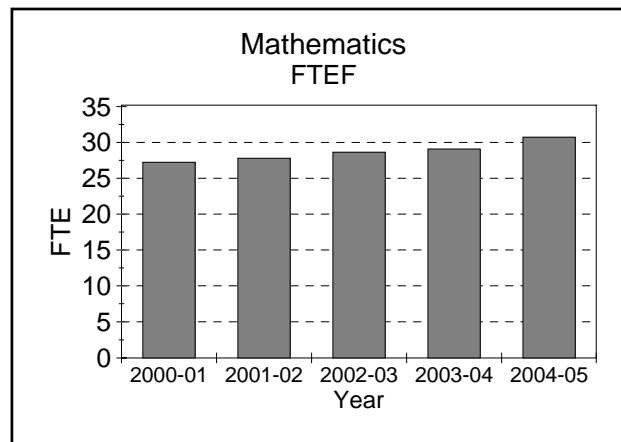
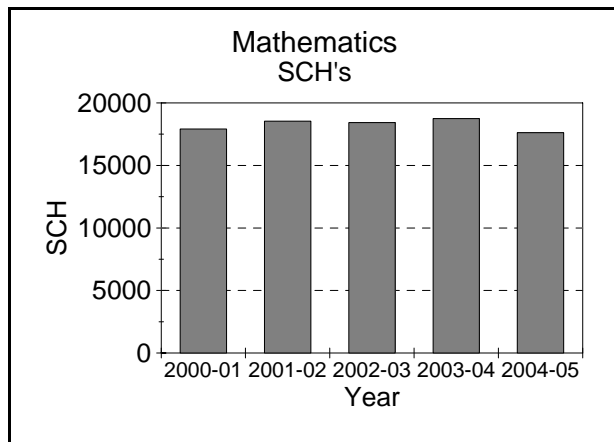
Source: Office of Institutional Research, g:\...\facload\0405\prd3g.rsl

Ferris State University

Student Credit Hours (SCH), Full Time Equated Faculty (FTEF) and SCH/FTEF Aggregated by Department

Fall and Winter Terms Combined

Mathematics (College of Arts & Sciences)



<u>Year</u>	<u>SCH</u>	<u>FTEF</u>	<u>SCH/FTEF</u>
2000-01	17,915.00	27.09	661.19
2001-02	18,536.00	27.64	670.50
2002-03	18,431.00	28.49	647.01
2003-04	18,744.00	28.94	647.57
2004-05	17,617.00	30.58	576.05

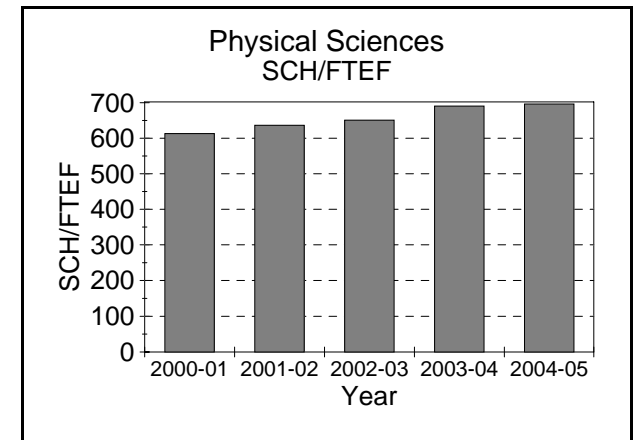
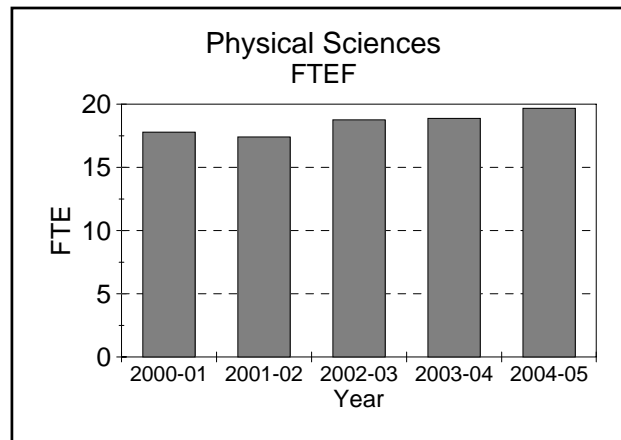
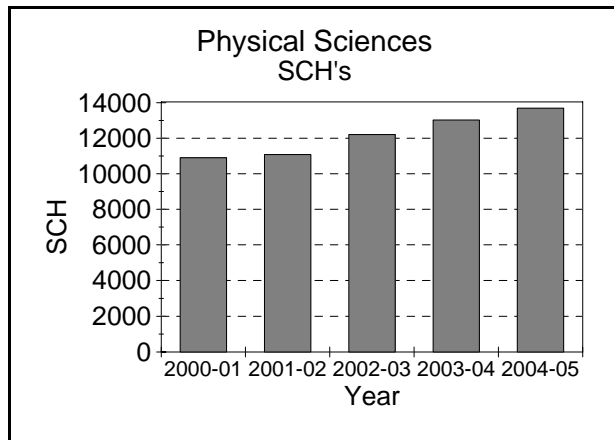
Caution: When viewing graphs, please note the differences in scales
Source: Office of Institutional Research, g:\...\facload\0405\prdas4g.rsl

Ferris State University

Student Credit Hours (SCH), Full Time Equated Faculty (FTEF) and SCH/FTEF Aggregated by Department

Fall and Winter Terms Combined

Physical Sciences (College of Arts & Sciences)



<u>Year</u>	<u>SCH</u>	<u>FTEF</u>	<u>SCH/FTEF</u>
2000-01	10,875.00	17.79	611.35
2001-02	11,053.00	17.41	634.73
2002-03	12,177.00	18.76	649.11
2003-04	12,985.00	18.87	688.16
2004-05	13,653.00	19.67	694.24

Caution: When viewing graphs, please note the differences in scales

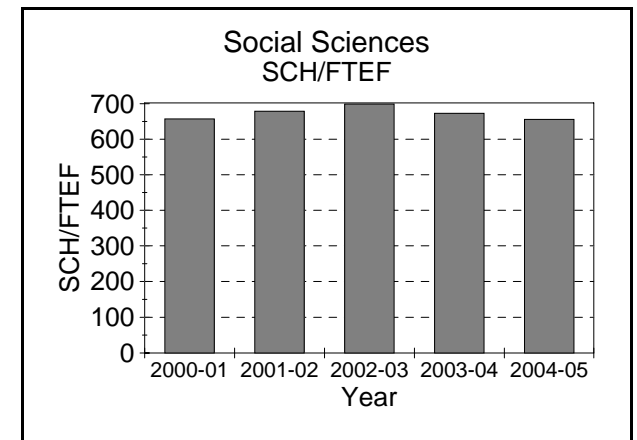
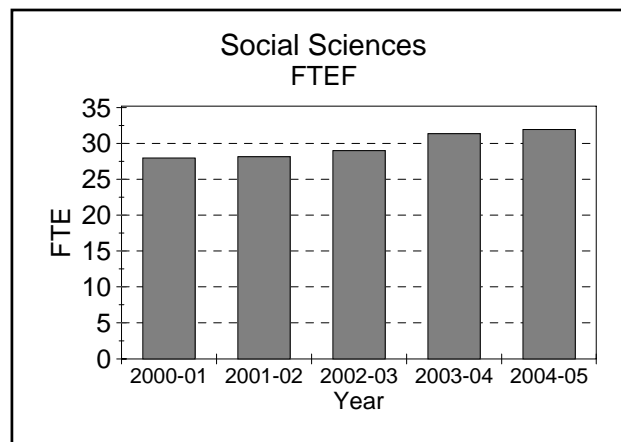
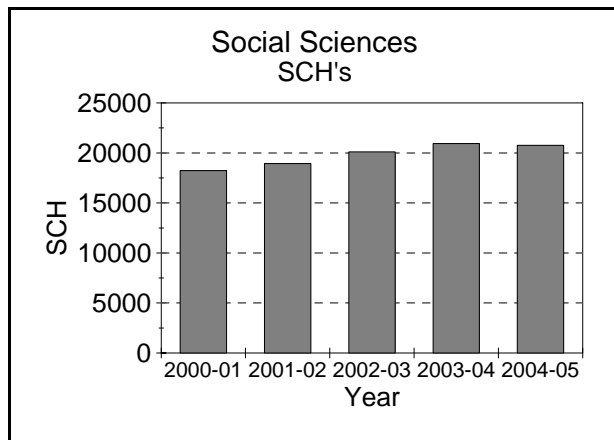
Source: Office of Institutional Research, g:\...\facload\0405\prdas5g.rsl

Ferris State University

Student Credit Hours (SCH), Full Time Equated Faculty (FTEF) and SCH/FTEF Aggregated by Department

Fall and Winter Terms Combined

Social Sciences (College of Arts & Sciences)



<u>Year</u>	<u>SCH</u>	<u>FTEF</u>	<u>SCH/FTEF</u>
2000-01	18,229.00	27.82	655.18
2001-02	18,944.00	27.99	676.80
2002-03	20,105.00	28.84	697.06
2003-04	20,931.00	31.20	670.82
2004-05	20,759.00	31.76	653.68

Caution: When viewing graphs, please note the differences in scales

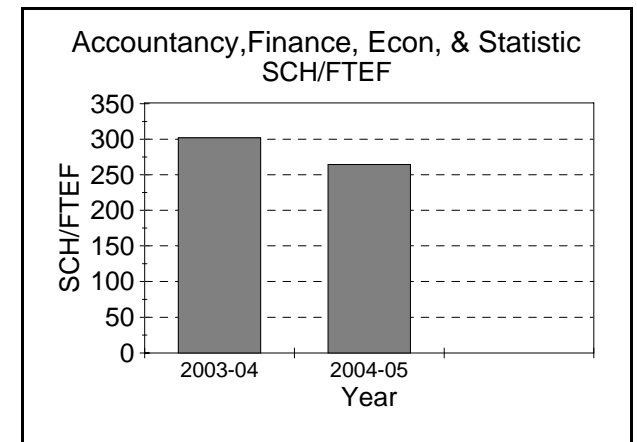
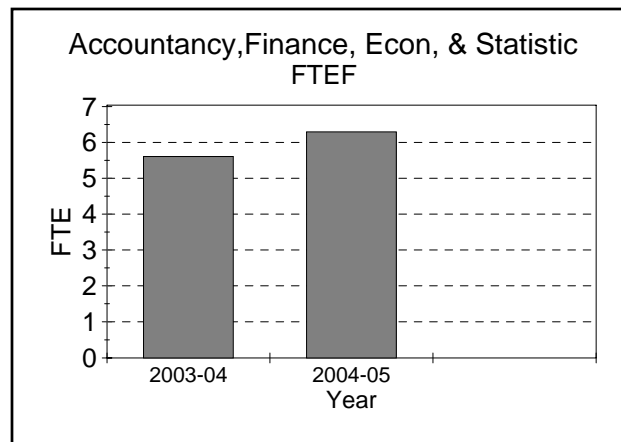
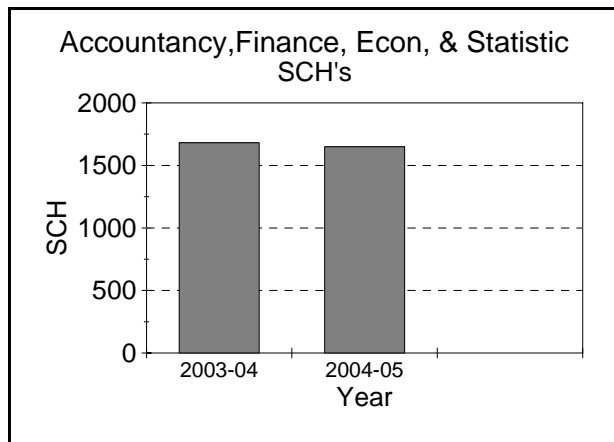
Source: Office of Institutional Research, g:\...\facload\0405\prdas6g.rsl

Ferris State University

Student Credit Hours (SCH), Full Time Equated Faculty (FTEF) and SCH/FTEF Aggregated by Department

Fall and Winter Terms Combined

Accountancy, Finance, Econ, & Statistics (College of Business)



<u>Year</u>	<u>SCH</u>	<u>FTEF</u>	<u>SCH/FTEF</u>
2003-04	1,681.00	5.58	301.19
2004-05	1,650.00	6.26	263.68

<< Prior to 2003-04 see **Accountancy/Econ/Applied Stats** >>

Caution: When viewing graphs, please note the differences in scales

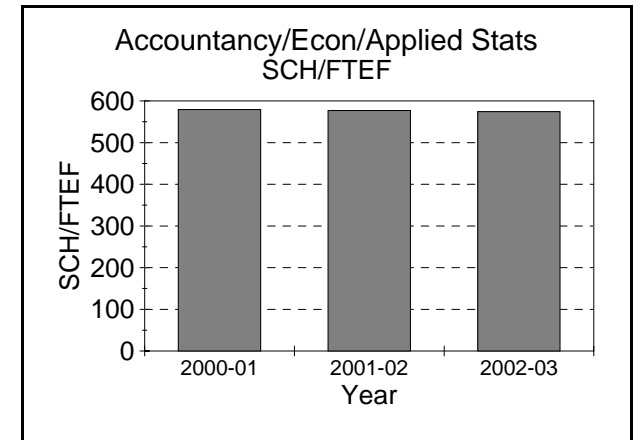
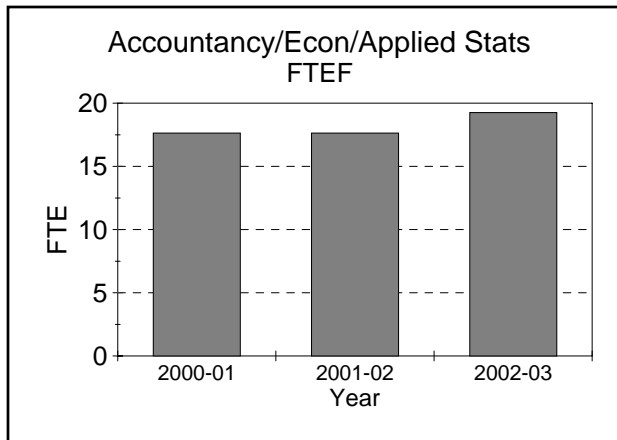
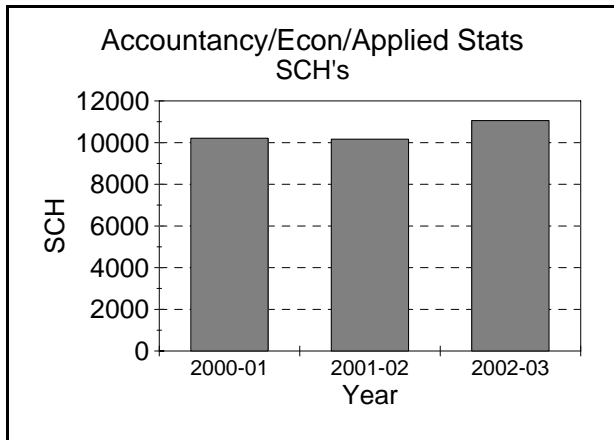
Source: Office of Institutional Research, g:\...\facload\0405\prdfs1g.rsl

Ferris State University

Student Credit Hours (SCH), Full Time Equated Faculty (FTEF) and SCH/FTEF Aggregated by Department

Fall and Winter Terms Combined

Accountancy/Econ/Applied Stats (College of Business)



<u>Year</u>	<u>SCH</u>	<u>FTEF</u>	<u>SCH/FTEF</u>
2000-01	10,209.00	17.63	579.12
2001-02	10,167.00	17.63	576.85
2002-03	11,058.00	19.25	574.44

<< Prior to 2000-01 see **Accountancy/Computer Info Systems and Economics/Applied Statistics** >>

<< Department changed to **Accountancy, Finance, Econ, & Statistics** in 2003-04 >>

Caution: When viewing graphs, please note the differences in scales

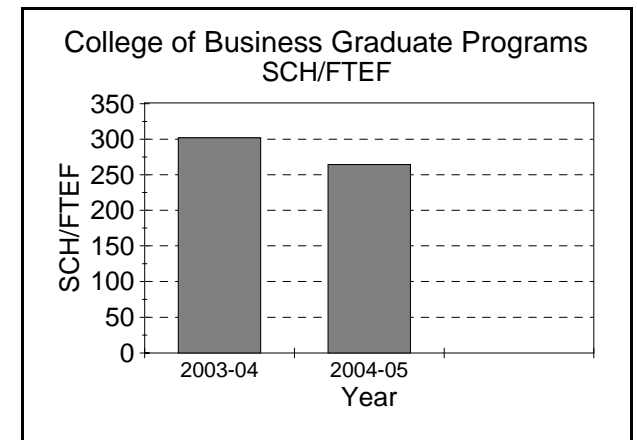
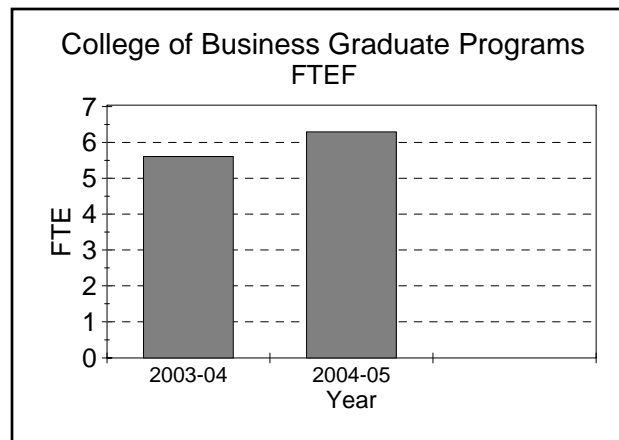
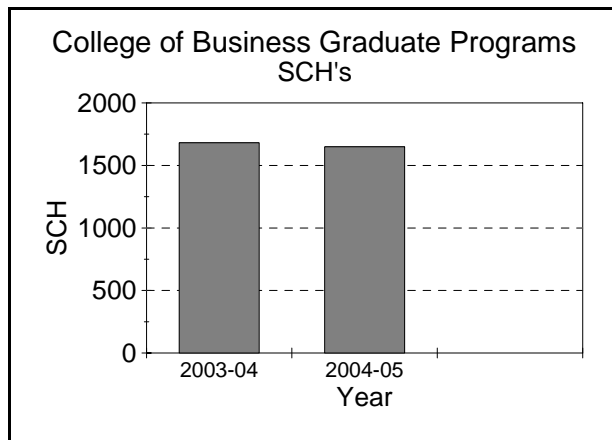
Source: Office of Institutional Research, g:\...\facload\0405\prdbs2g.rsl

Ferris State University

Student Credit Hours (SCH), Full Time Equated Faculty (FTEF) and SCH/FTEF Aggregated by Department

Fall and Winter Terms Combined

College of Business Graduate Programs (College of Business)



<u>Year</u>	<u>SCH</u>	<u>FTEF</u>	<u>SCH/FTEF</u>
2003-04	1,681.00	5.58	301.19
2004-05	1,650.00	6.26	263.68

<< *New Department in 2003-04* >>

Caution: When viewing graphs, please note the differences in scales

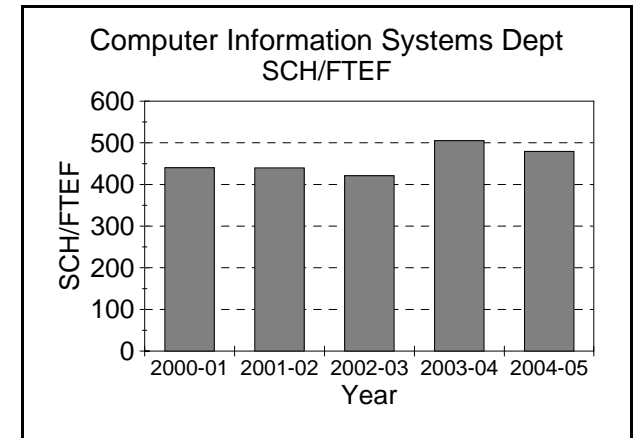
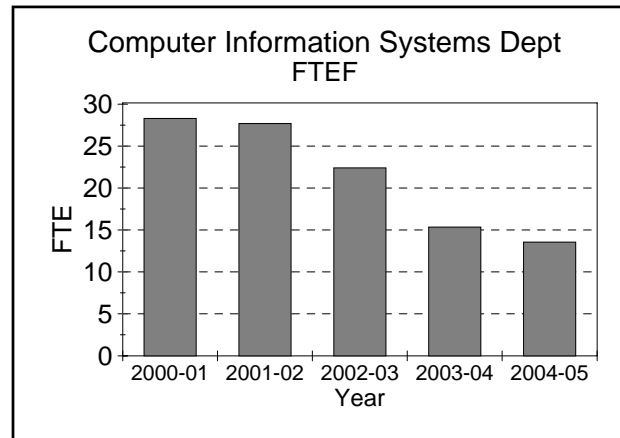
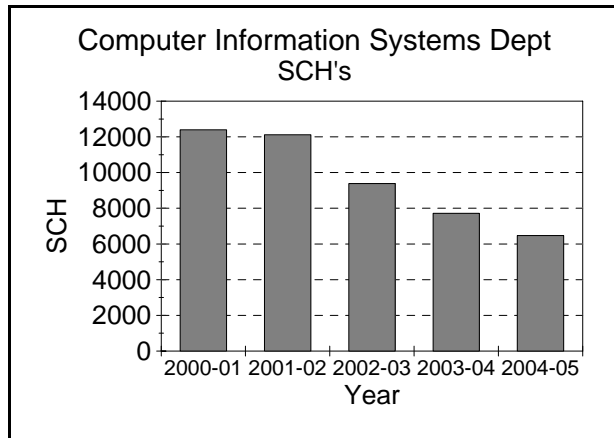
Source: Office of Institutional Research, g:\...\facload\0405\prdfs7g.rsl

Ferris State University

Student Credit Hours (SCH), Full Time Equated Faculty (FTEF) and SCH/FTEF Aggregated by Department

Fall and Winter Terms Combined

Computer Information Systems Dept (College of Business)



<u>Year</u>	<u>SCH</u>	<u>FTEF</u>	<u>SCH/FTEF</u>
2000-01	12,399.00	28.16	440.37
2001-02	12,115.00	27.55	439.71
2002-03	9,382.00	22.29	420.89
2003-04	7,715.00	15.27	505.17
2004-05	6,474.00	13.50	479.38

<< Prior to 2000-01 see **Accountancy/Computer Info Systems** >>

Caution: When viewing graphs, please note the differences in scales

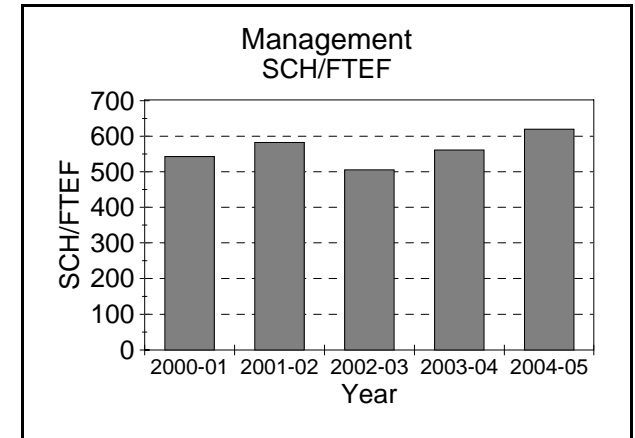
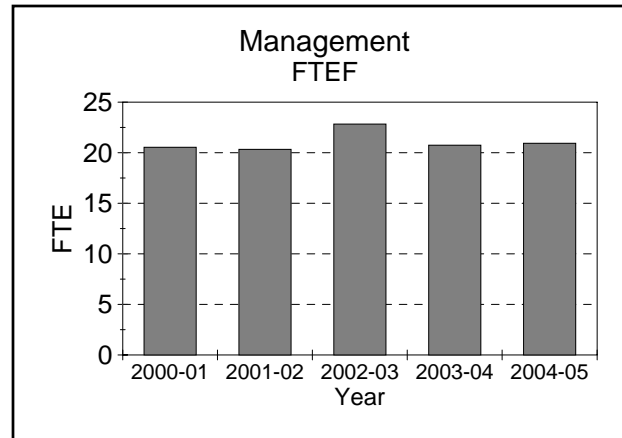
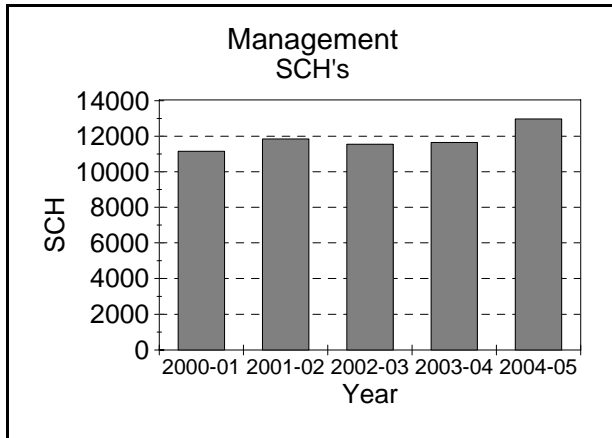
Source: Office of Institutional Research, g:\...\facload\0405\prdfs3g.rsl

Ferris State University

Student Credit Hours (SCH), Full Time Equated Faculty (FTEF) and SCH/FTEF Aggregated by Department

Fall and Winter Terms Combined

Management (College of Business)



<u>Year</u>	<u>SCH</u>	<u>FTEF</u>	<u>SCH/FTEF</u>
2000-01	11,122.00	20.54	541.48
2001-02	11,812.00	20.34	580.76
2002-03	11,518.00	22.83	504.51
2003-04	11,618.00	20.75	559.82
2004-05	12,936.00	20.93	618.17

Caution: When viewing graphs, please note the differences in scales

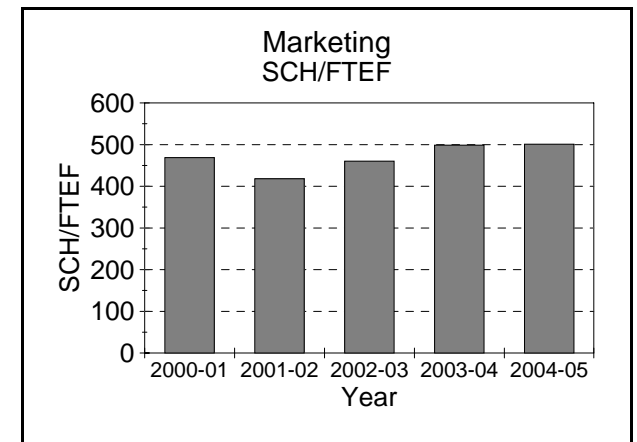
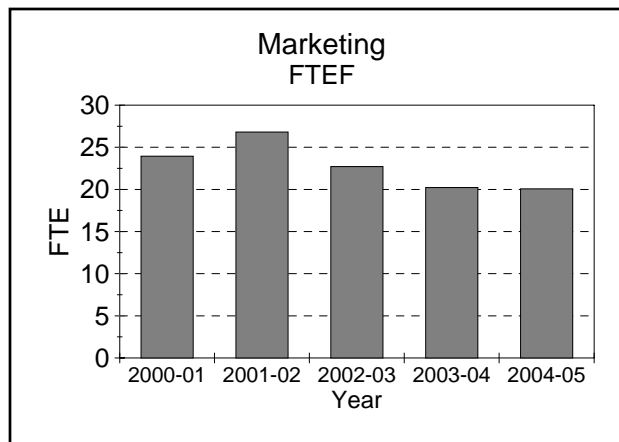
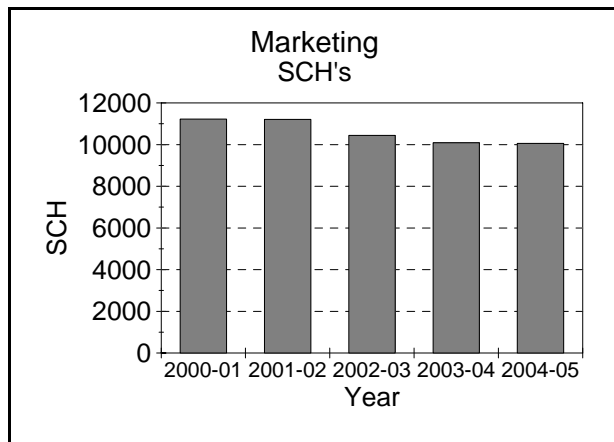
Source: Office of Institutional Research, g:\...\facload\0405\prpbs5g.rsl

Ferris State University

Student Credit Hours (SCH), Full Time Equated Faculty (FTEF) and SCH/FTEF Aggregated by Department

Fall and Winter Terms Combined

Marketing (College of Business)



<u>Year</u>	<u>SCH</u>	<u>FTEF</u>	<u>SCH/FTEF</u>
2000-01	11,225.00	23.95	468.63
2001-02	11,210.00	26.81	418.06
2002-03	10,445.00	22.70	460.09
2003-04	10,088.00	20.23	498.58
2004-05	10,057.00	20.07	501.08

Caution: When viewing graphs, please note the differences in scales

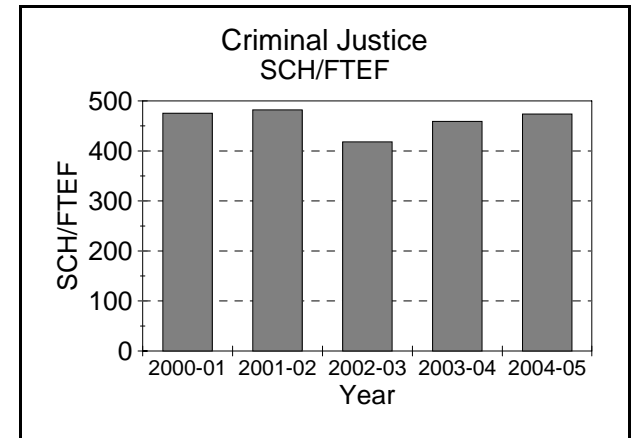
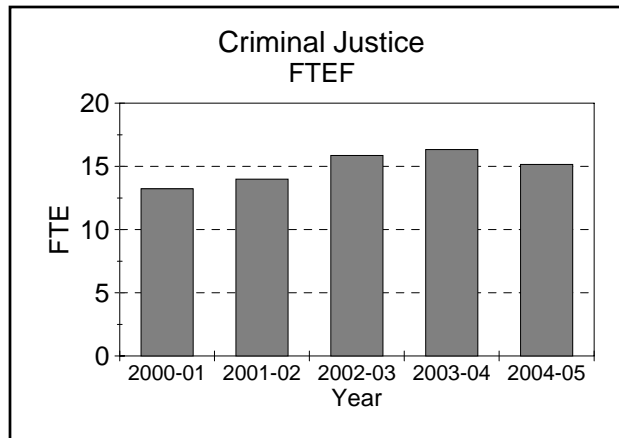
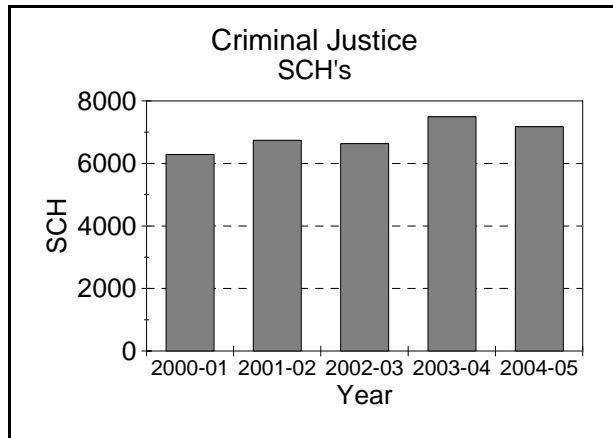
Source: Office of Institutional Research, g:\...\facload\0405\prpbs4g.rsl

Ferris State University

Student Credit Hours (SCH), Full Time Equated Faculty (FTEF) and SCH/FTEF Aggregated by Department

Fall and Winter Terms Combined

Criminal Justice (College of Education & Human Services)



<u>Year</u>	<u>SCH</u>	<u>FTEF</u>	<u>SCH/FTEF</u>
2000-01	6,287.00	13.23	475.21
2001-02	6,743.00	13.99	482.02
2002-03	6,631.00	15.86	418.01
2003-04	7,492.00	16.33	458.93
2004-05	7,177.00	15.15	473.77

<< College changed name from College of Education to **College of Education & Human Services** in 2000-2001 >>

Caution: When viewing graphs, please note the differences in scales

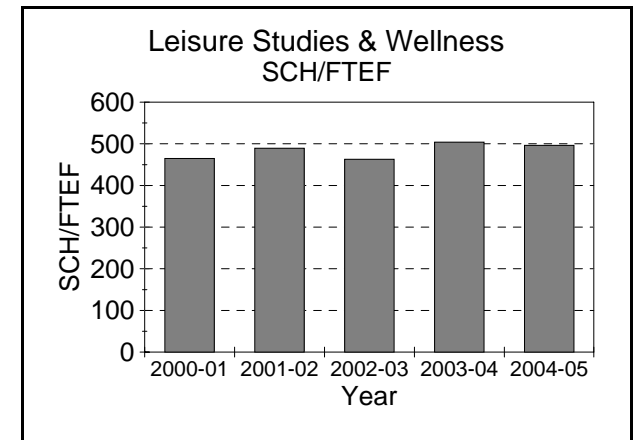
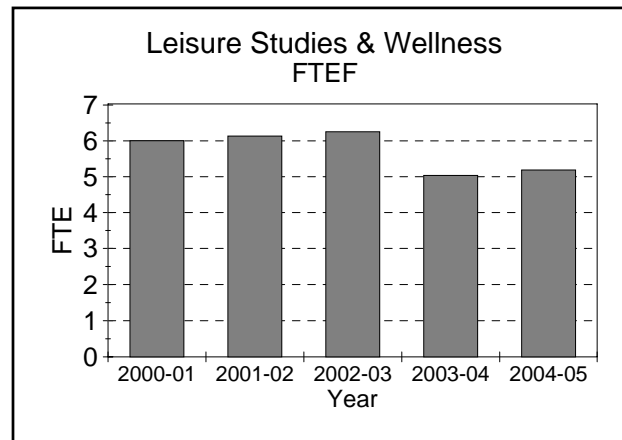
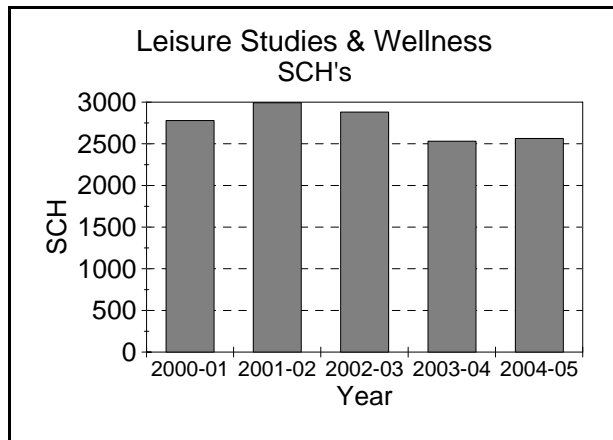
Source: Office of Institutional Research, g:\... \facload\0405\prded2g.rsl

Ferris State University

Student Credit Hours (SCH), Full Time Equated Faculty (FTEF) and SCH/FTEF Aggregated by Department

Fall and Winter Terms Combined

Leisure Studies & Wellness (College of Education & Human Services)



<u>Year</u>	<u>SCH</u>	<u>FTEF</u>	<u>SCH/FTEF</u>
2000-01	2,780.00	5.98	464.88
2001-02	2,992.00	6.11	489.35
2002-03	2,881.00	6.23	462.79
2003-04	2,532.00	5.02	504.05
2004-05	2,564.00	5.17	496.18

<< College changed name from College of Education to **College of Education & Human Services** in 2000-2001 >>

Caution: When viewing graphs, please note the differences in scales

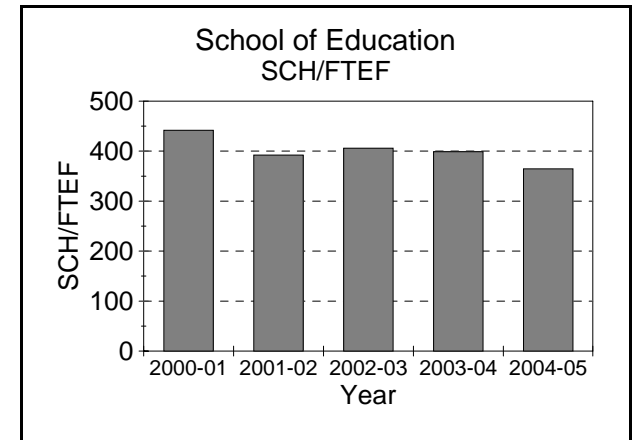
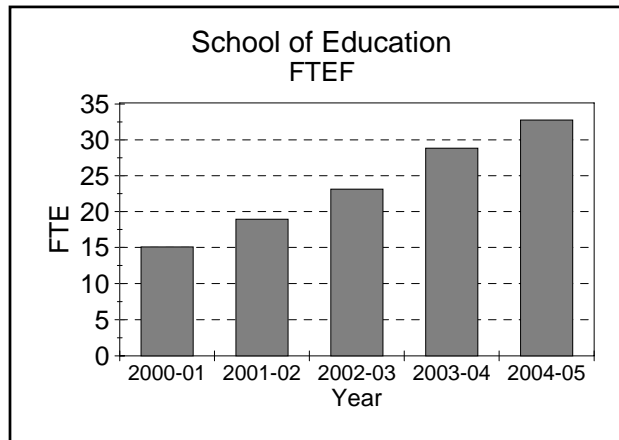
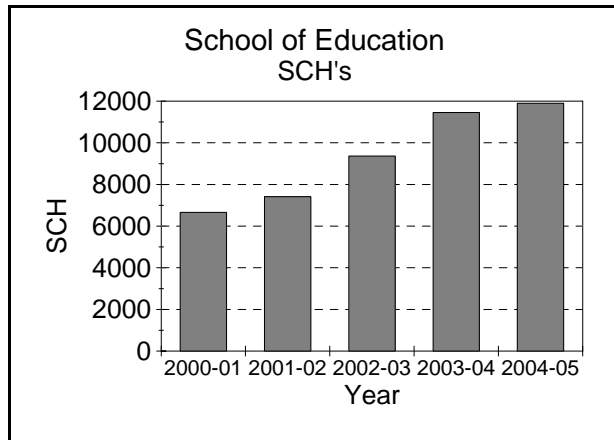
Source: Office of Institutional Research, g:\...fload\0405\prded3g.rsl

Ferris State University

Student Credit Hours (SCH), Full Time Equated Faculty (FTEF) and SCH/FTEF Aggregated by Department

Fall and Winter Terms Combined

School of Education (College of Education & Human Services)



<u>Year</u>	<u>SCH</u>	<u>FTEF</u>	<u>SCH/FTEF</u>
2000-01	6,659.00	15.07	441.87
2001-02	7,414.00	18.91	392.13
2002-03	9,362.00	23.07	405.76
2003-04	11,455.00	28.73	398.77
2004-05	11,903.00	32.64	364.72

<< Prior to 2000-01 see **Occupational Education or Child Development, College of Education** >>

Caution: When viewing graphs, please note the differences in scales

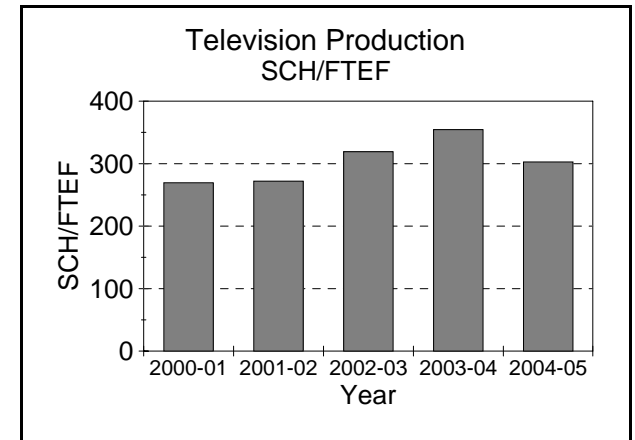
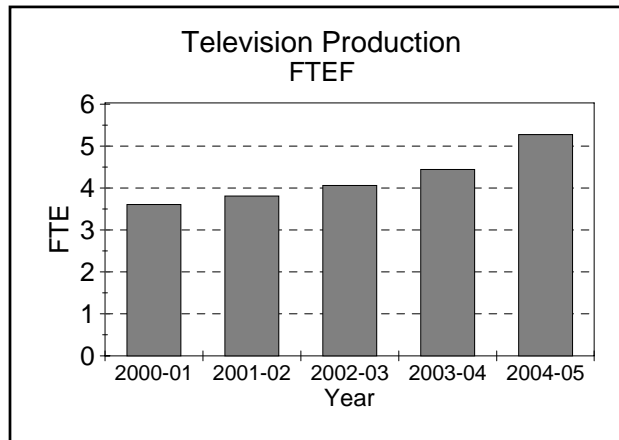
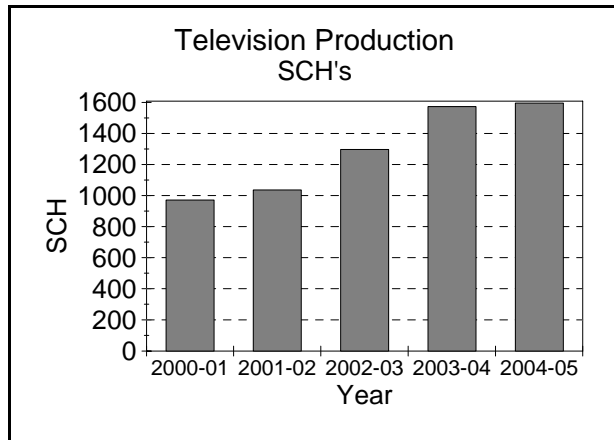
Source: Office of Institutional Research, g:\...\facload\0405\prded4g.rsl

Ferris State University

Student Credit Hours (SCH), Full Time Equated Faculty (FTEF) and SCH/FTEF Aggregated by Department

Fall and Winter Terms Combined

Television Production (College of Education & Human Services)



<u>Year</u>	<u>SCH</u>	<u>FTEF</u>	<u>SCH/FTEF</u>
2000-01	967.00	3.59	269.36
2001-02	1,031.00	3.79	272.03
2002-03	1,291.00	4.04	319.16
2003-04	1,565.00	4.42	354.47
2004-05	1,588.00	5.25	302.76

<< College changed name from College of Education to **College of Education & Human Services** in 2000-2001 >>

Caution: When viewing graphs, please note the differences in scales

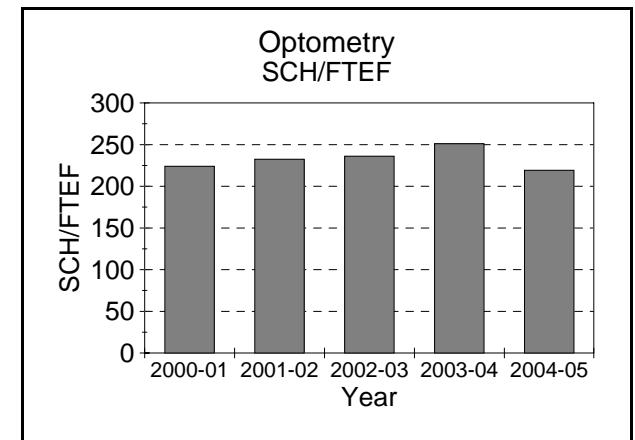
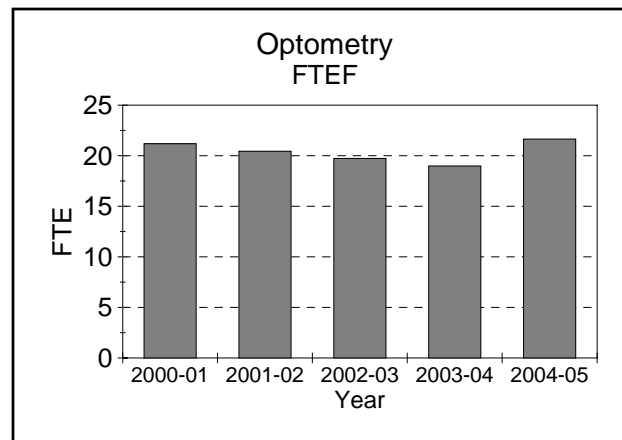
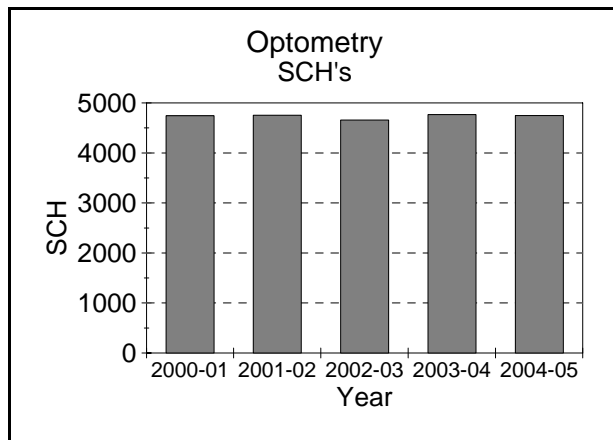
Source: Office of Institutional Research, g:\...\facload\0405\prded5g.rsl

Ferris State University

Student Credit Hours (SCH), Full Time Equated Faculty (FTEF) and SCH/FTEF Aggregated by Department

Fall and Winter Terms Combined

Optometry (College of Optometry)



<u>Year</u>	<u>SCH</u>	<u>FTEF</u>	<u>SCH/FTEF</u>
2000-01	4,744.00	21.19	223.90
2001-02	4,753.00	20.45	232.39
2002-03	4,657.00	19.73	236.01
2003-04	4,765.00	18.98	251.10
2004-05	4,746.00	21.65	219.24

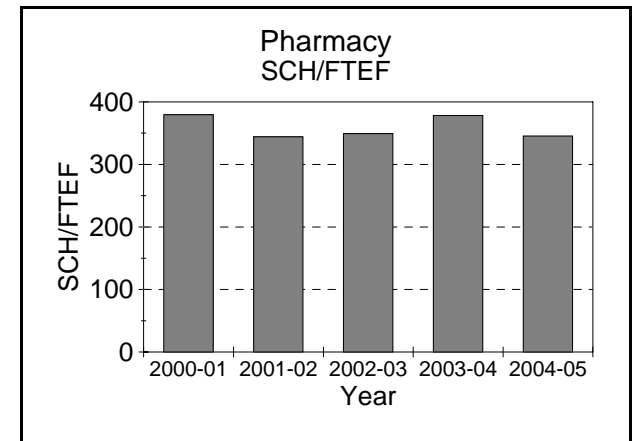
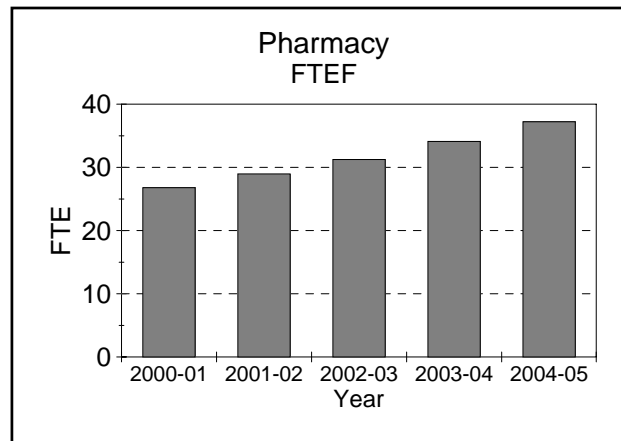
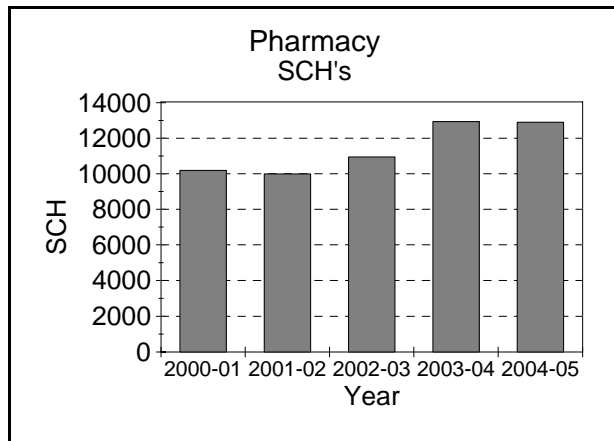
Caution: When viewing graphs, please note the differences in scales
Source: Office of Institutional Research, g:\...fload\0405\prdrop3g.rsl

Ferris State University

Student Credit Hours (SCH), Full Time Equated Faculty (FTEF) and SCH/FTEF Aggregated by Department

Fall and Winter Terms Combined

Pharmacy (College of Pharmacy)



<u>Year</u>	<u>SCH</u>	<u>FTEF</u>	<u>SCH/FTEF</u>
2000-01	10,165.00	26.78	379.53
2001-02	9,967.00	28.96	344.21
2002-03	10,919.00	31.25	349.42
2003-04	12,896.00	34.10	378.22
2004-05	12,860.00	37.21	345.61

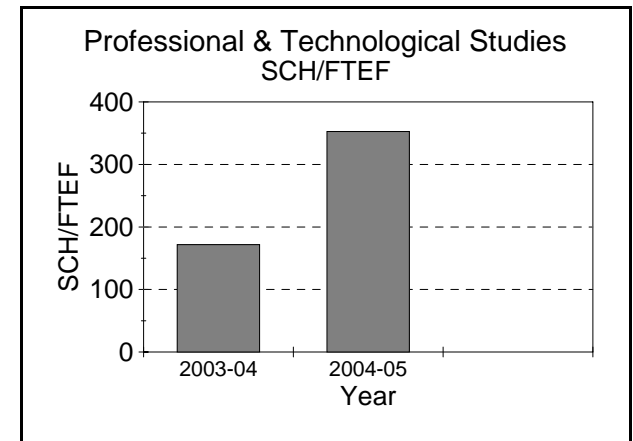
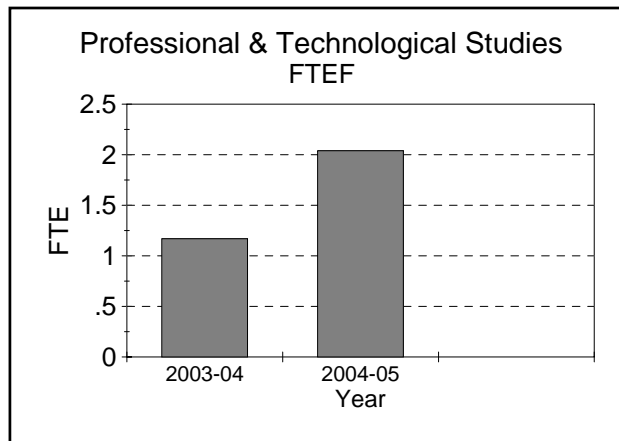
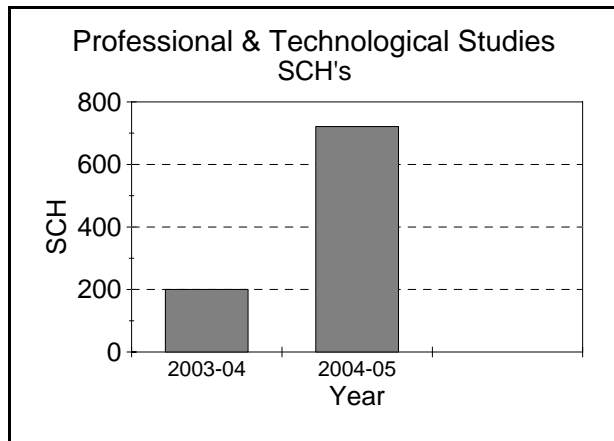
Caution: When viewing graphs, please note the differences in scales
Source: Office of Institutional Research, g:\...\facload\0405\prph1g.rsl

Ferris State University

Student Credit Hours (SCH), Full Time Equated Faculty (FTEF) and SCH/FTEF Aggregated by Department

Fall and Winter Terms Combined

Professional & Technological Studies (College of Professional & Technological Studies)



<u>Year</u>	<u>SCH</u>	<u>FTEF</u>	<u>SCH/FTEF</u>
2003-04	200.00	1.17	171.67
2004-05	721.00	2.04	352.57

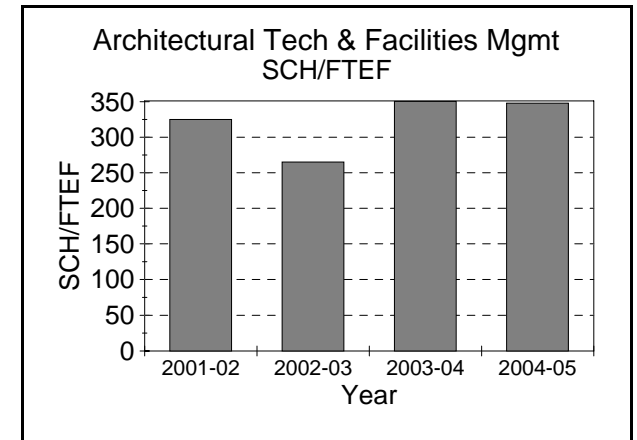
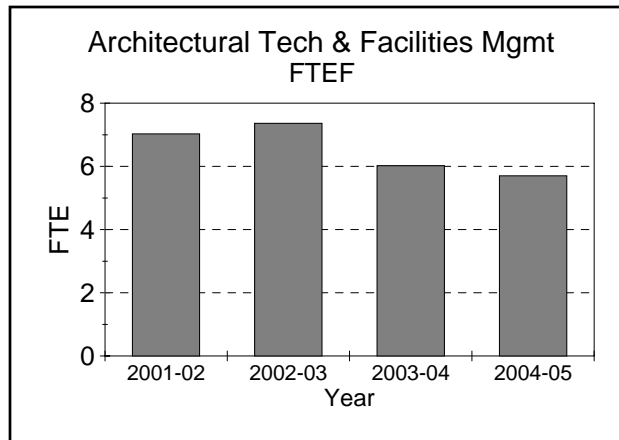
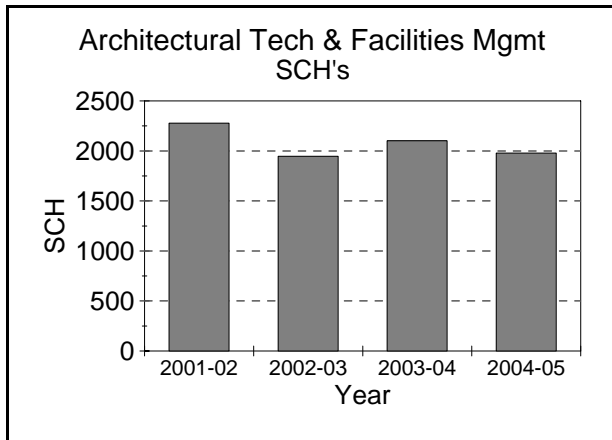
Caution: When viewing graphs, please note the differences in scales
Source: Office of Institutional Research, g:\...\facload\0405\prdps1g.rsl

Ferris State University

Student Credit Hours (SCH), Full Time Equated Faculty (FTEF) and SCH/FTEF Aggregated by Department

Fall and Winter Terms Combined

Architectural Tech & Facilities Mgmt (College of Technology)



<u>Year</u>	<u>SCH</u>	<u>FTEF</u>	<u>SCH/FTEF</u>
2001-02	2,277.00	7.03	324.13
2002-03	1,946.00	7.36	264.37
2003-04	2,102.00	6.02	349.32

<< New Department - - College of Technology Reorganized in 2000-01 >>
<< see detailed information for the FTE and SCH data prior to 2001-02 and/or previous Productivity Reports >>

Caution: When viewing graphs, please note the differences in scales
Source: Office of Institutional Research, g:\...fload\0405\prte1g.rsl

2004-05

1,979.00

5.70

346.92

*<< New Department - - College of Technology Reorganized in 2000-01 >>
<< see detailed information for the FTE and SCH data prior to 2001-02 and/or previous Productivity Reports >>*

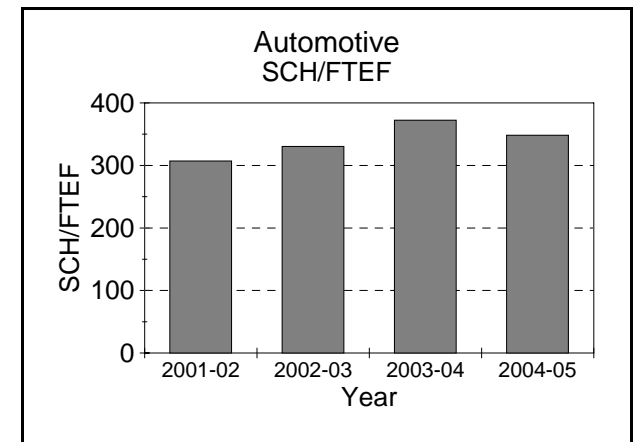
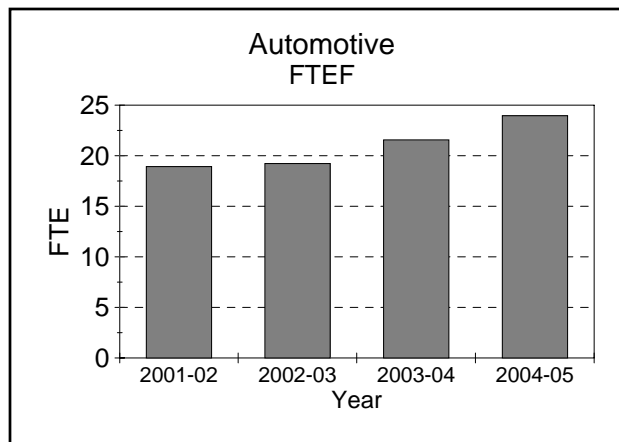
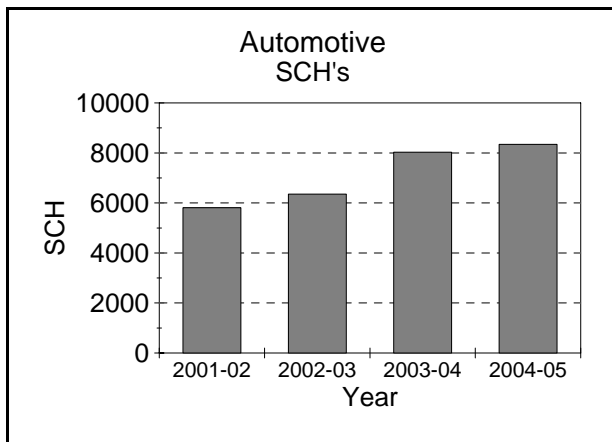
Caution: When viewing graphs, please note the differences in scales
Source: Office of Institutional Research, g:\...\facload\0405\prte1g.rsl

Ferris State University

Student Credit Hours (SCH), Full Time Equated Faculty (FTEF) and SCH/FTEF Aggregated by Department

Fall and Winter Terms Combined

Automotive (College of Technology)



<u>Year</u>	<u>SCH</u>	<u>FTEF</u>	<u>SCH/FTEF</u>
2001-02	5,809.00	18.92	307.03
2002-03	6,353.00	19.22	330.51
2003-04	8,032.00	21.57	372.38
2004-05	8,345.00	23.95	348.37

<< *New Department - - College of Technology Reorganized in 2000-01* >>
 << *see detailed information for the FTE and SCH data prior to 2001-02 and/or previous Productivity Reports* >>

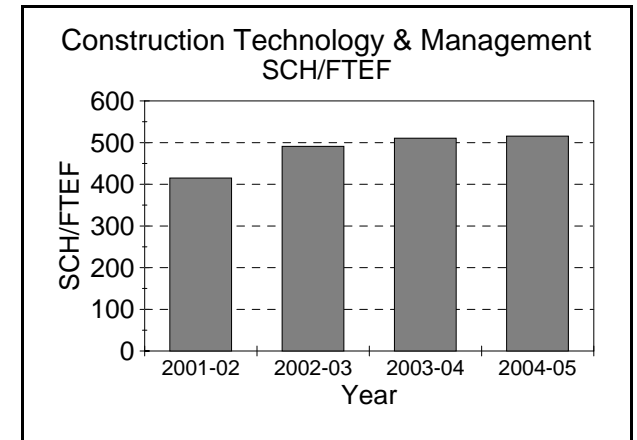
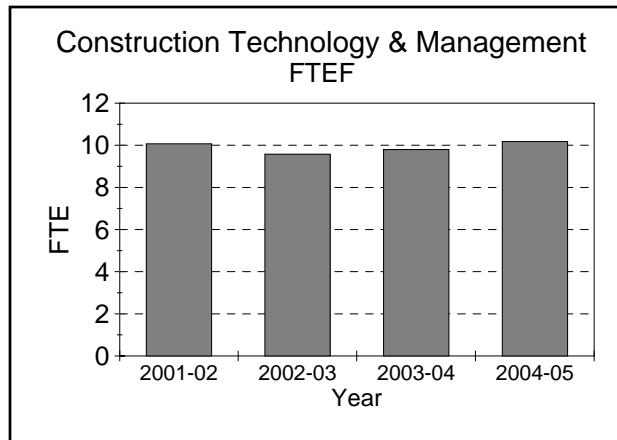
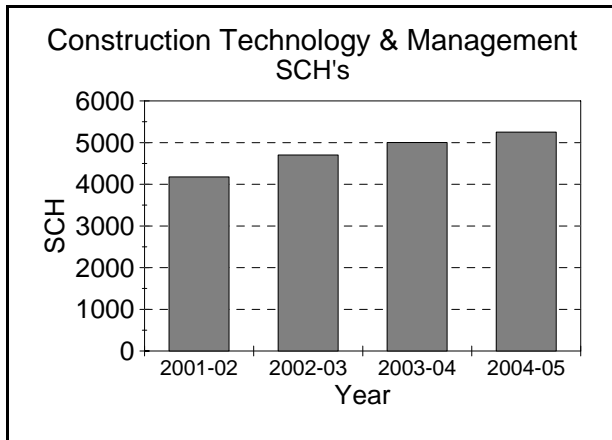
Caution: When viewing graphs, please note the differences in scales
 Source: Office of Institutional Research, g:\...vacload\0405\prdte2g.rsl

Ferris State University

Student Credit Hours (SCH), Full Time Equated Faculty (FTEF) and SCH/FTEF Aggregated by Department

Fall and Winter Terms Combined

Construction Technology & Management (College of Technology)



<u>Year</u>	<u>SCH</u>	<u>FTEF</u>	<u>SCH/FTEF</u>
2001-02	4,178.00	10.07	415.05
2002-03	4,704.00	9.58	491.02
2003-04	5,003.00	9.80	510.68
2004-05	5,251.00	10.18	515.58

<< New Department - - College of Technology Reorganized in 2000-01 >>

<< see detailed information for the FTE and SCH data prior to 2001-02 and/or previous Productivity Reports >>

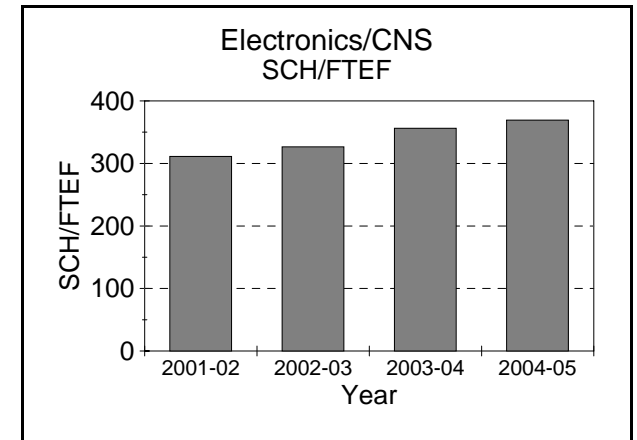
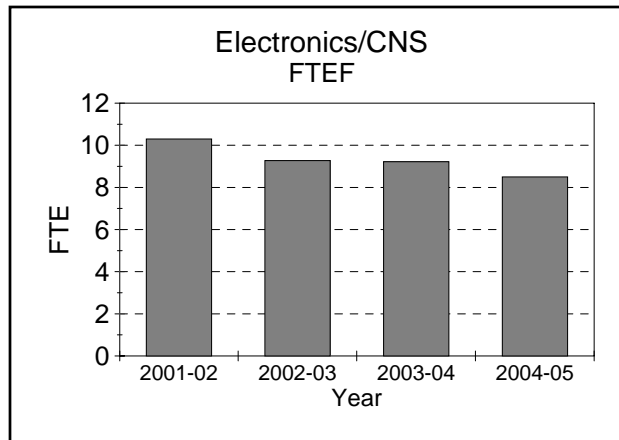
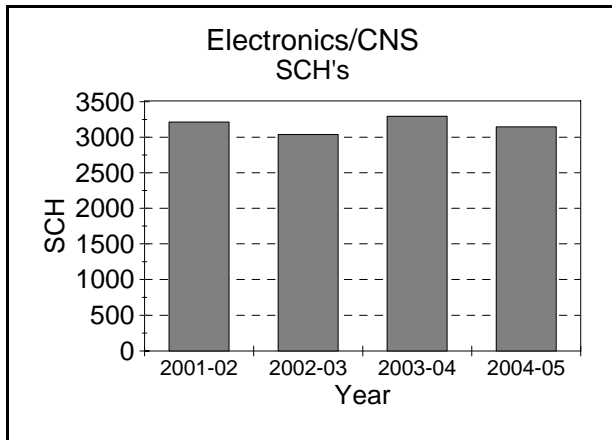
Caution: When viewing graphs, please note the differences in scales
Source: Office of Institutional Research, g:\...fload\0405\prdt3g.rsl

Ferris State University

Student Credit Hours (SCH), Full Time Equated Faculty (FTEF) and SCH/FTEF Aggregated by Department

Fall and Winter Terms Combined

Electronics/CNS (College of Technology)



<u>Year</u>	<u>SCH</u>	<u>FTEF</u>	<u>SCH/FTEF</u>
2001-02	3,205.00	10.30	311.12
2002-03	3,029.00	9.27	326.61
2003-04	3,284.00	9.22	356.23
2004-05	3,137.00	8.50	369.28

<< New Department - - College of Technology Reorganized in 2000-01 >>

<< see detailed information for the FTE and SCH data prior to 2001-02 and/or previous Productivity Reports >>

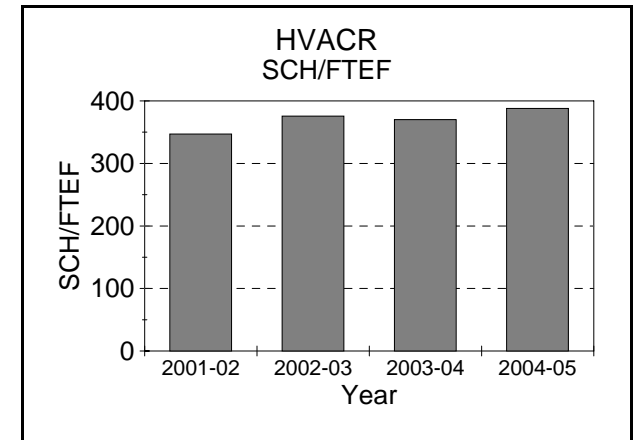
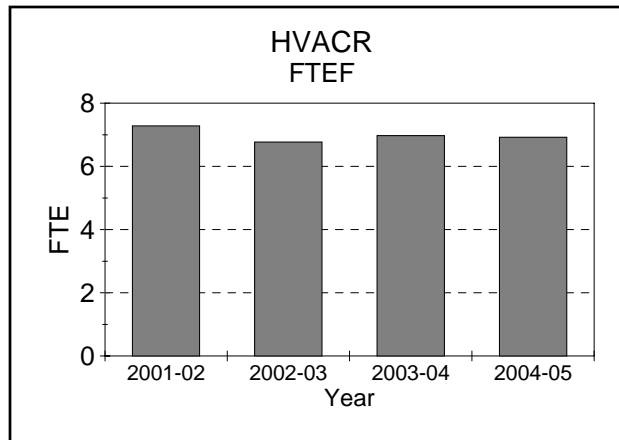
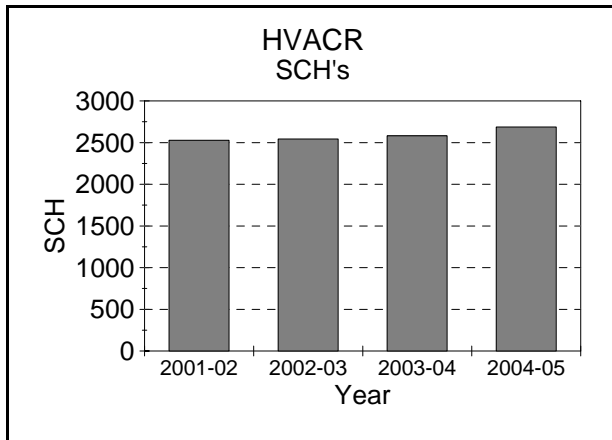
Caution: When viewing graphs, please note the differences in scales
Source: Office of Institutional Research, g:\...facload\0405\prdt4g.rsl

Ferris State University

Student Credit Hours (SCH), Full Time Equated Faculty (FTEF) and SCH/FTEF Aggregated by Department

Fall and Winter Terms Combined

HVACR (College of Technology)



<u>Year</u>	<u>SCH</u>	<u>FTEF</u>	<u>SCH/FTEF</u>
2001-02	2,527.00	7.28	346.94
2002-03	2,544.00	6.77	375.81
2003-04	2,581.00	6.97	370.15
2004-05	2,687.00	6.92	388.08

<< New Department - - College of Technology Reorganized in 2000-01 >>

<< see detailed information for the FTE and SCH data prior to 2001-02 and/or previous Productivity Reports >>

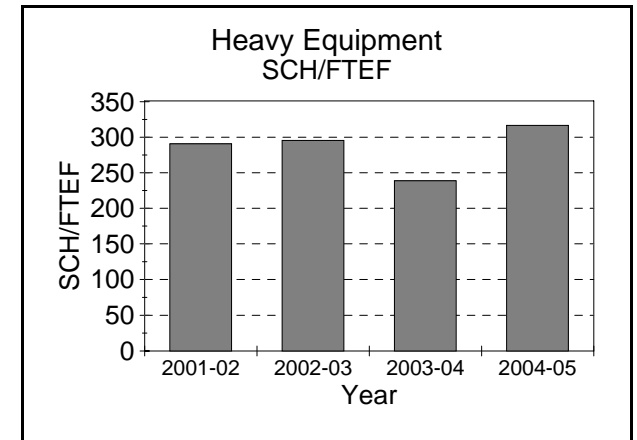
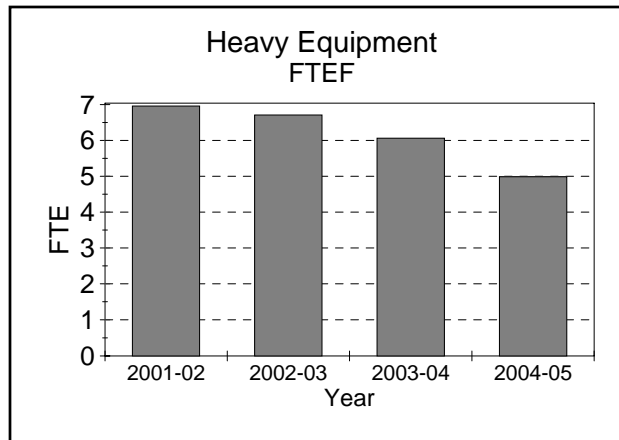
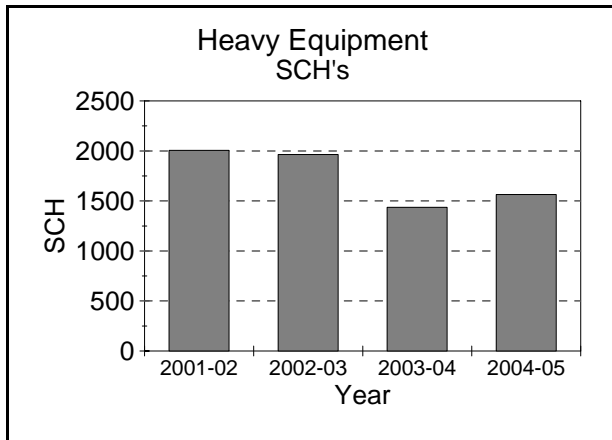
Caution: When viewing graphs, please note the differences in scales
Source: Office of Institutional Research, g:\...fload\0405\prdt5g.rsl

Ferris State University

Student Credit Hours (SCH), Full Time Equated Faculty (FTEF) and SCH/FTEF Aggregated by Department

Fall and Winter Terms Combined

Heavy Equipment (College of Technology)



<u>Year</u>	<u>SCH</u>	<u>FTEF</u>	<u>SCH/FTEF</u>
2001-02	2,006.00	6.92	289.88
2002-03	1,964.00	6.67	294.60
2003-04	1,436.00	6.03	238.34
2004-05	1,564.00	4.96	315.64

<< New Department - - College of Technology Reorganized in 2000-01 >>

<< see detailed information for the FTE and SCH data prior to 2001-02 and/or previous Productivity Reports >>

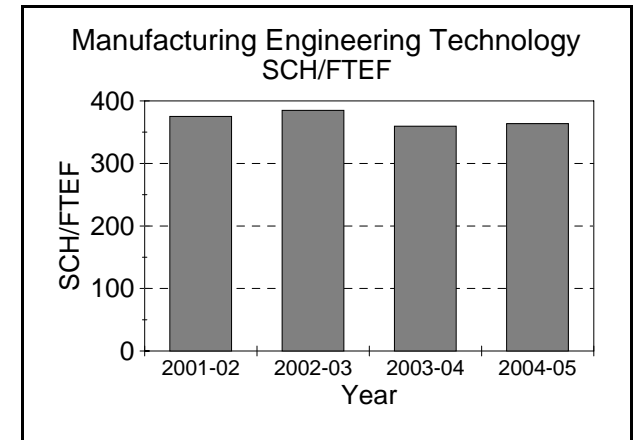
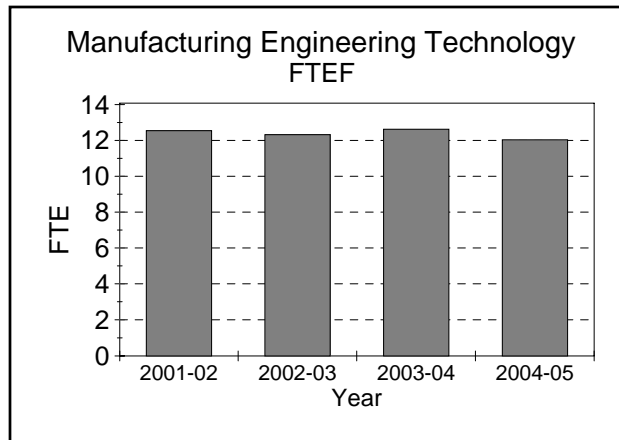
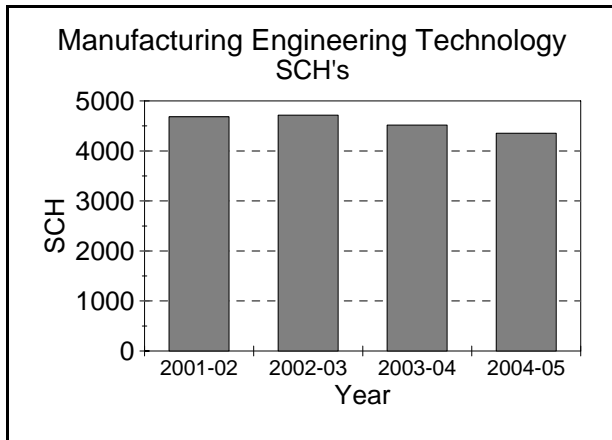
Caution: When viewing graphs, please note the differences in scales
Source: Office of Institutional Research, g:\...fload\0405\prpte6g.rsl

Ferris State University

Student Credit Hours (SCH), Full Time Equated Faculty (FTEF) and SCH/FTEF Aggregated by Department

Fall and Winter Terms Combined

Manufacturing Engineering Technology (College of Technology)



<u>Year</u>	<u>SCH</u>	<u>FTEF</u>	<u>SCH/FTEF</u>
2001-02	4,684.00	12.48	375.17
2002-03	4,714.00	12.25	384.89
2003-04	4,516.00	12.56	359.57
2004-05	4,354.00	11.97	363.60

<< New Department - - College of Technology Reorganized in 2000-01 >>

<< see detailed information for the FTE and SCH data prior to 2001-02 and/or previous Productivity Reports >>

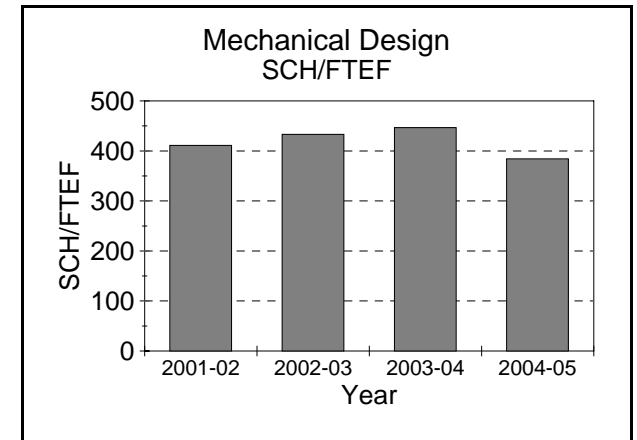
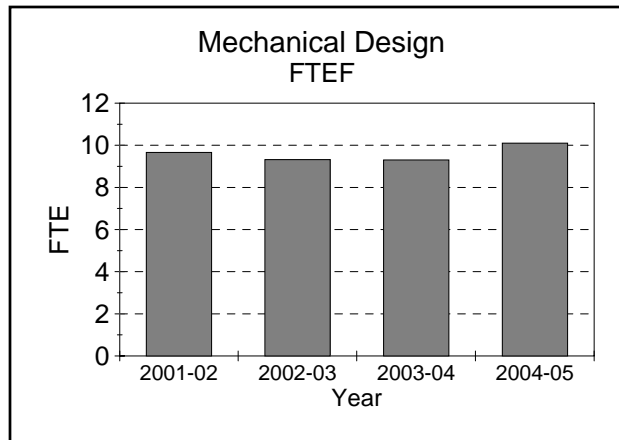
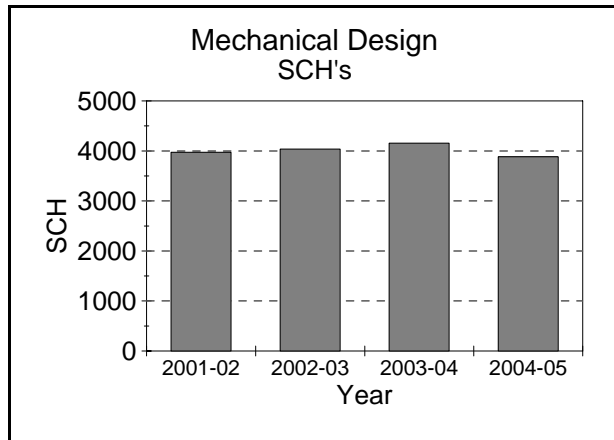
Caution: When viewing graphs, please note the differences in scales
Source: Office of Institutional Research, g:\...fload\0405\prdt7g.rsl

Ferris State University

Student Credit Hours (SCH), Full Time Equated Faculty (FTEF) and SCH/FTEF Aggregated by Department

Fall and Winter Terms Combined

Mechanical Design (College of Technology)



<u>Year</u>	<u>SCH</u>	<u>FTEF</u>	<u>SCH/FTEF</u>
2001-02	3,973.00	9.66	411.07
2002-03	4,037.00	9.32	433.10
2003-04	4,154.00	9.30	446.60
2004-05	3,882.00	10.10	384.29

<< New Department - - College of Technology Reorganized in 2000-01 >>

<< see detailed information for the FTE and SCH data prior to 2001-02 and/or previous Productivity Reports >>

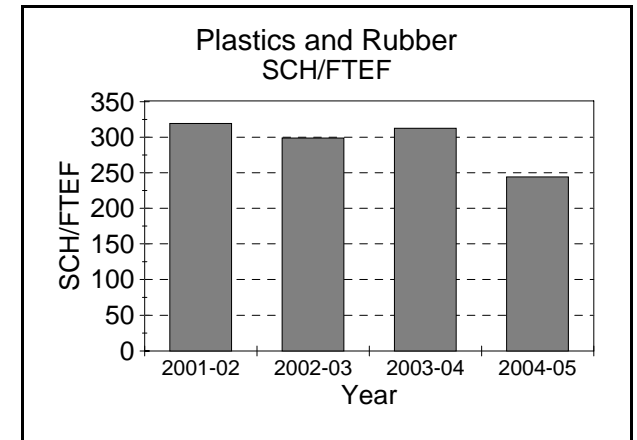
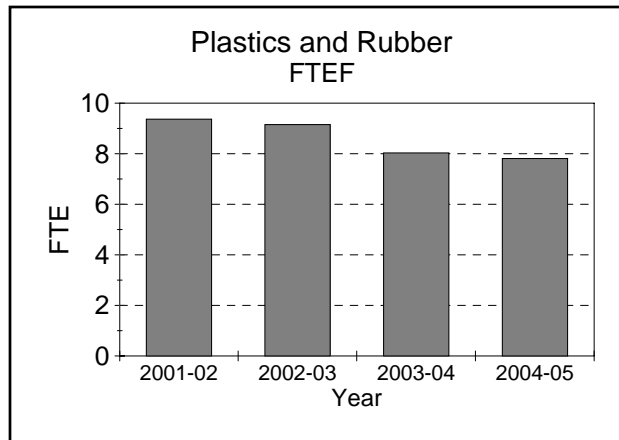
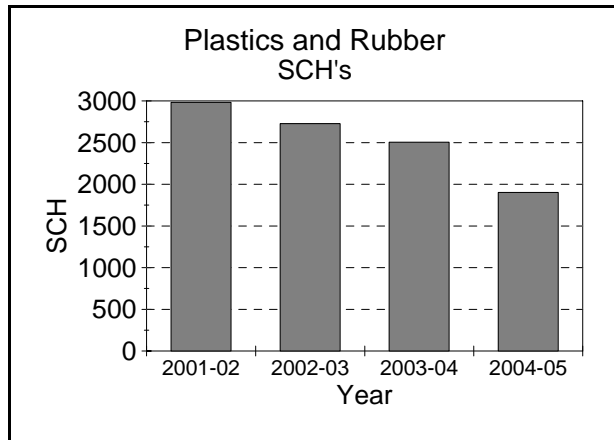
Caution: When viewing graphs, please note the differences in scales
Source: Office of Institutional Research, g:\...fload\0405\prdt8g.rsl

Ferris State University

Student Credit Hours (SCH), Full Time Equated Faculty (FTEF) and SCH/FTEF Aggregated by Department

Fall and Winter Terms Combined

Plastics and Rubber (College of Technology)



<u>Year</u>	<u>SCH</u>	<u>FTEF</u>	<u>SCH/FTEF</u>
2001-02	2,982.00	9.37	318.42
2002-03	2,727.00	9.15	298.11
2003-04	2,504.00	8.03	311.64
2004-05	1,902.00	7.81	243.59

<< New Department - - College of Technology Reorganized in 2000-01 >>

<< see detailed information for the FTE and SCH data prior to 2001-02 and/or previous Productivity Reports >>

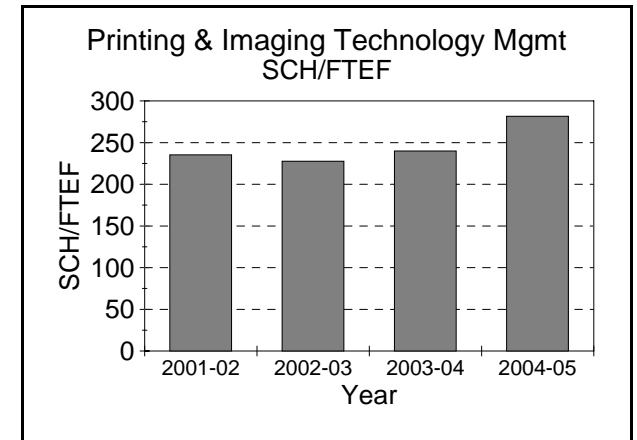
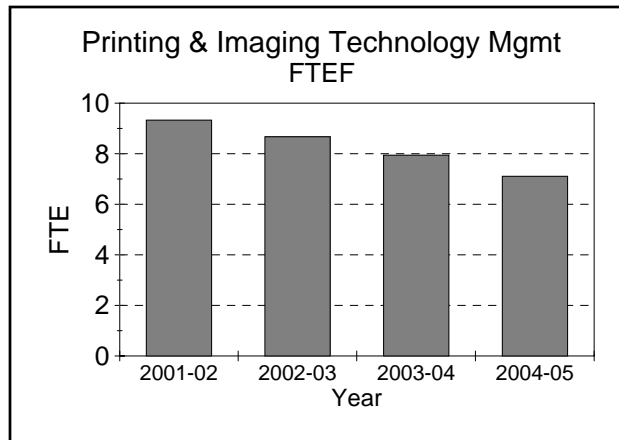
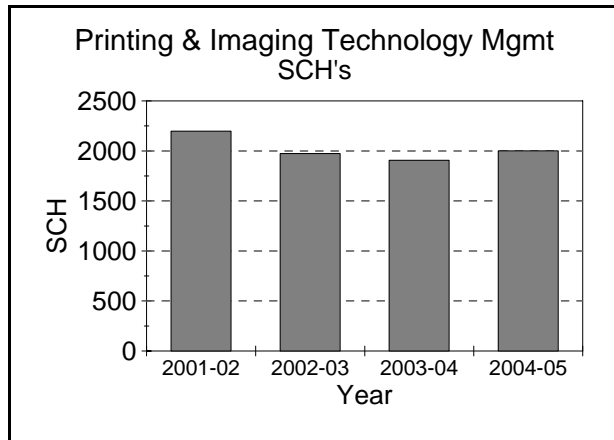
Caution: When viewing graphs, please note the differences in scales
Source: Office of Institutional Research, g:\...fload\0405\prdt9g.rsl

Ferris State University

Student Credit Hours (SCH), Full Time Equated Faculty (FTEF) and SCH/FTEF Aggregated by Department

Fall and Winter Terms Combined

Printing & Imaging Technology Mgmt (College of Technology)



<u>Year</u>	<u>SCH</u>	<u>FTEF</u>	<u>SCH/FTEF</u>
2001-02	2,197.00	9.33	235.35
2002-03	1,973.00	8.67	227.70
2003-04	1,906.00	7.94	239.92
2004-05	2,001.00	7.11	281.53

<< New Department - - College of Technology Reorganized in 2000-01 >>

<< see detailed information for the FTE and SCH data prior to 2001-02 and/or previous Productivity Reports >>

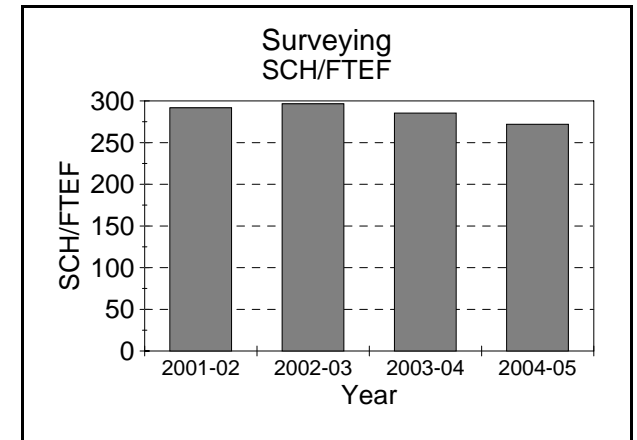
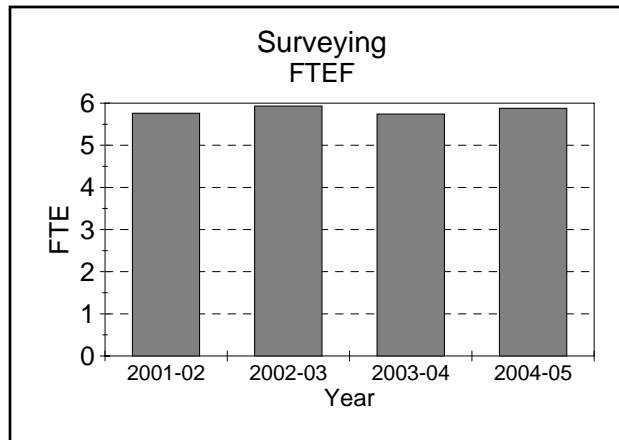
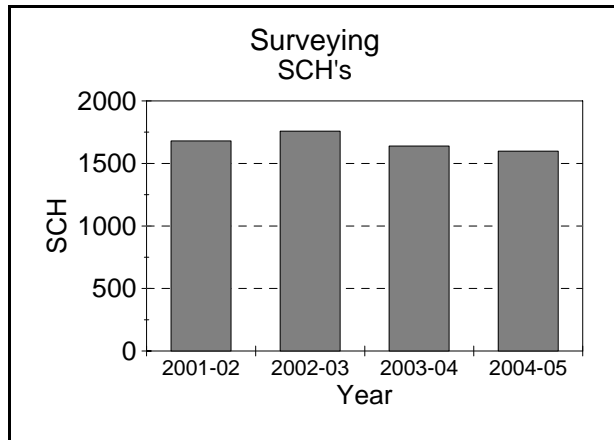
Caution: When viewing graphs, please note the differences in scales
Source: Office of Institutional Research, g:\...\facload\0405\prdte10g.rsl

Ferris State University

Student Credit Hours (SCH), Full Time Equated Faculty (FTEF) and SCH/FTEF Aggregated by Department

Fall and Winter Terms Combined

Surveying (College of Technology)



<u>Year</u>	<u>SCH</u>	<u>FTEF</u>	<u>SCH/FTEF</u>
2001-02	1,680.00	5.76	291.69
2002-03	1,758.00	5.93	296.46
2003-04	1,639.00	5.74	285.49
2004-05	1,598.00	5.88	271.92

<< New Department - - College of Technology Reorganized in 2000-01 >>

<< see detailed information for the FTE and SCH data prior to 2001-02 and/or previous Productivity Reports >>

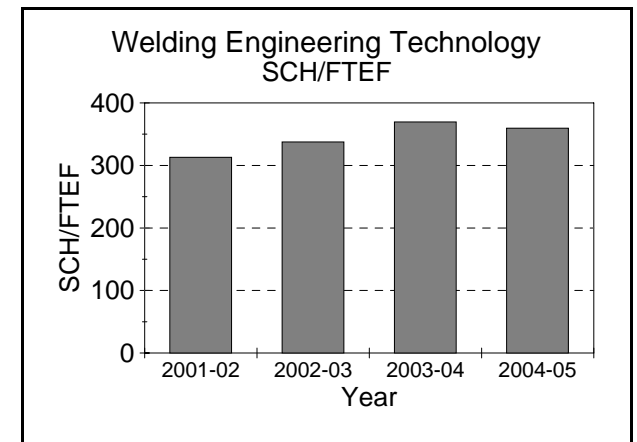
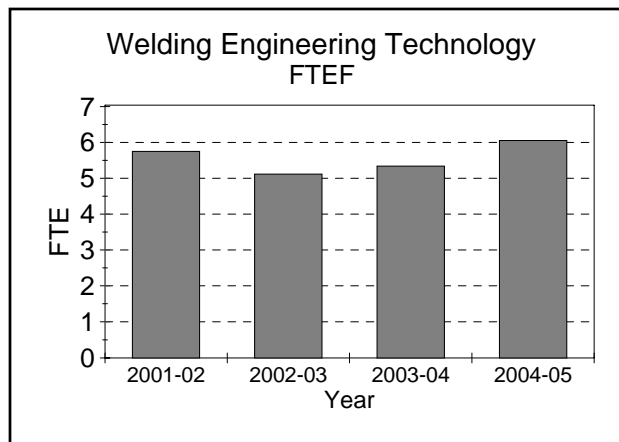
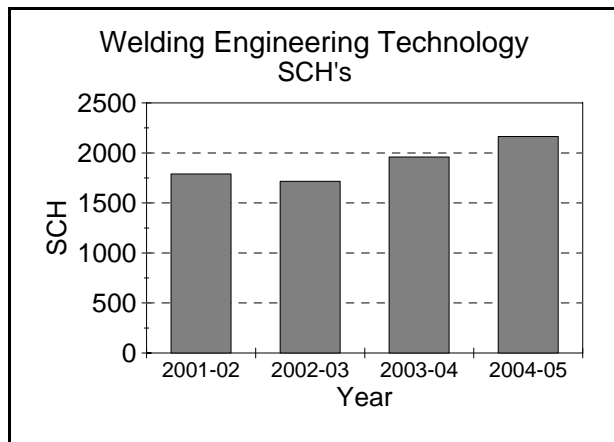
Caution: When viewing graphs, please note the differences in scales
Source: Office of Institutional Research, g:\...\facload\0405\prdte11g.rsl

Ferris State University

Student Credit Hours (SCH), Full Time Equated Faculty (FTEF) and SCH/FTEF Aggregated by Department

Fall and Winter Terms Combined

Welding Engineering Technology (College of Technology)



<u>Year</u>	<u>SCH</u>	<u>FTEF</u>	<u>SCH/FTEF</u>
2001-02	1,790.00	5.72	313.04
2002-03	1,716.00	5.09	337.46
2003-04	1,960.00	5.31	369.45
2004-05	2,164.00	6.02	359.47

<< New Department - - College of Technology Reorganized in 2000-01 >>

<< see detailed information for the FTE and SCH data prior to 2001-02 and/or previous Productivity Reports >>

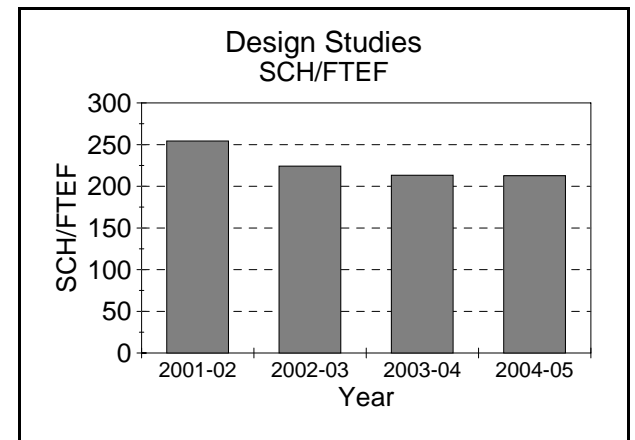
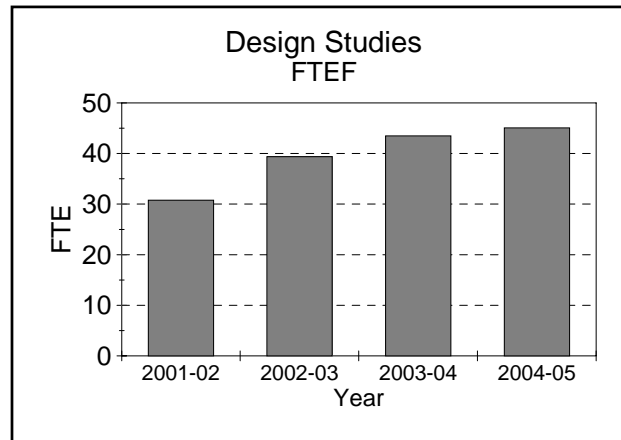
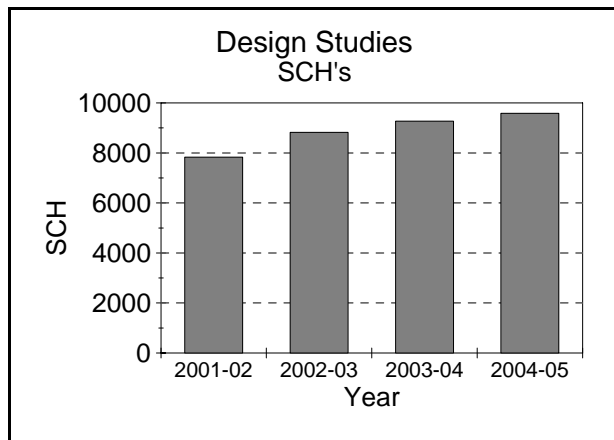
Caution: When viewing graphs, please note the differences in scales
Source: Office of Institutional Research, g:\...\facload\0405\prdte12g.rsl

Ferris State University

Student Credit Hours (SCH), Full Time Equated Faculty (FTEF) and SCH/FTEF Aggregated by Department

Fall and Winter Terms Combined

Design Studies (Kendall College of Art & Design)



<u>Year</u>	<u>SCH</u>	<u>FTEF</u>	<u>SCH/FTEF</u>
2001-02	7,830.00	30.78	254.35
2002-03	8,822.00	39.37	224.09
2003-04	9,273.00	43.49	213.22
2004-05	9,585.00	45.07	212.66

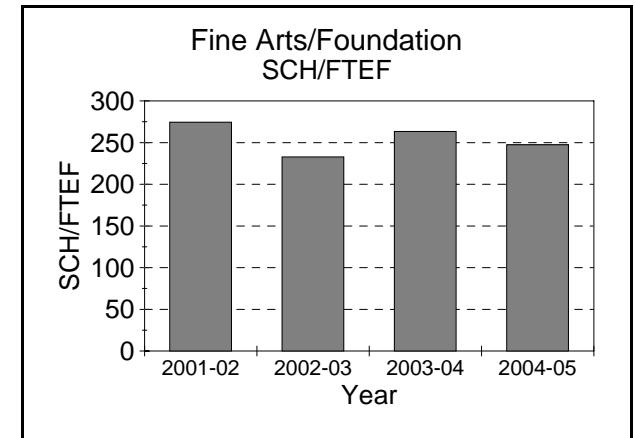
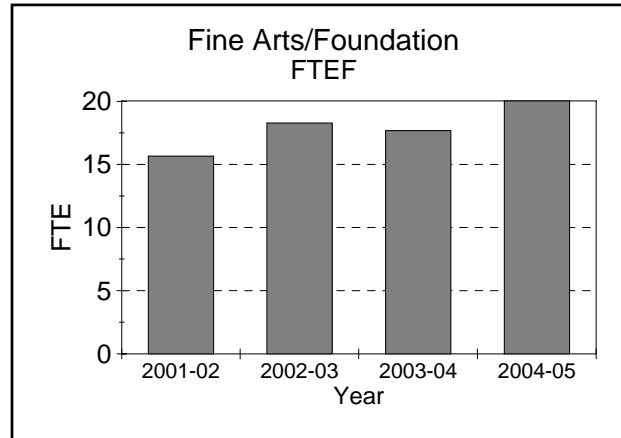
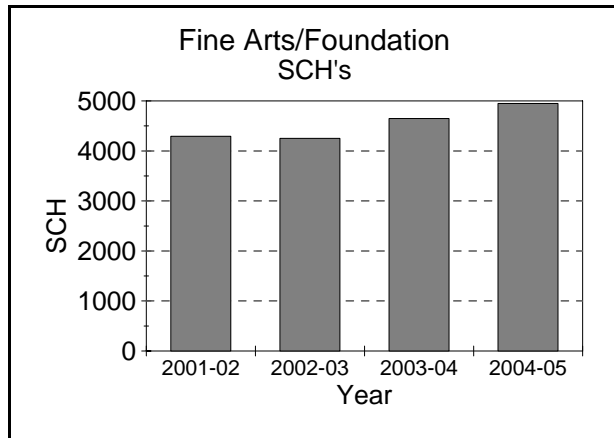
Caution: When viewing graphs, please note the differences in scales
Source: Office of Institutional Research, g:\...\facload\0405\prdkc1g.rsl

Ferris State University

Student Credit Hours (SCH), Full Time Equated Faculty (FTEF) and SCH/FTEF Aggregated by Department

Fall and Winter Terms Combined

Fine Arts/Foundation (Kendall College of Art & Design)



<u>Year</u>	<u>SCH</u>	<u>FTEF</u>	<u>SCH/FTEF</u>
2001-02	4,294.00	15.64	274.56
2002-03	4,250.00	18.25	232.83
2003-04	4,648.00	17.65	263.35
2004-05	4,949.00	20.00	247.46

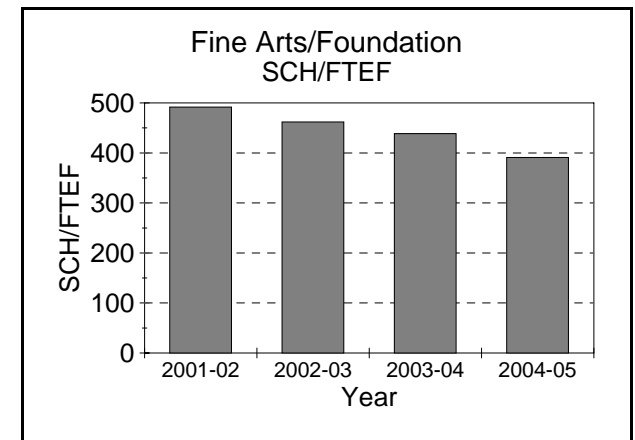
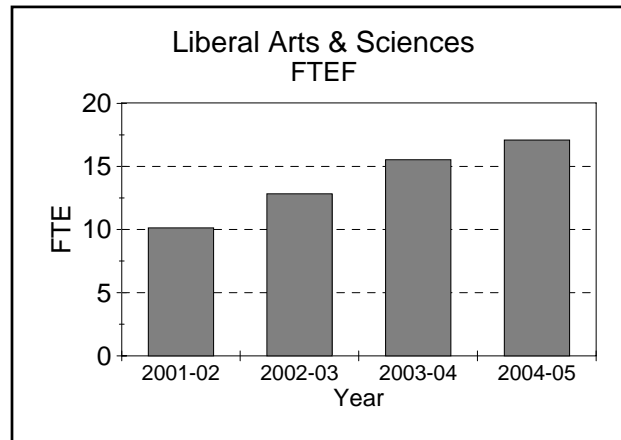
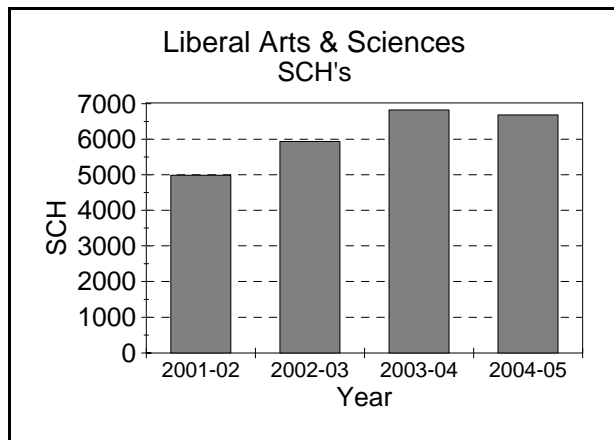
Caution: When viewing graphs, please note the differences in scales
Source: Office of Institutional Research, g:\...\facload\0405\prdkc2g.rsl

Ferris State University

Student Credit Hours (SCH), Full Time Equated Faculty (FTEF) and SCH/FTEF Aggregated by Department

Fall and Winter Terms Combined

Liberal Arts & Sciences (Kendall College of Art & Design)



<u>Year</u>	<u>SCH</u>	<u>FTEF</u>	<u>SCH/FTEF</u>
2001-02	4,974.00	10.12	491.56
2002-03	5,922.00	12.82	461.93
2003-04	6,801.00	15.51	438.47
2004-05	6,666.00	17.06	390.78

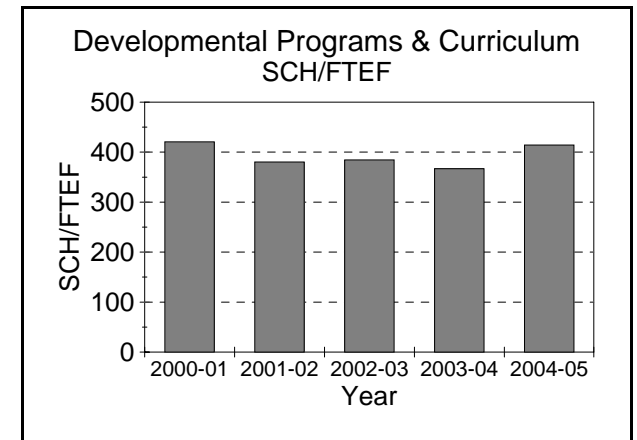
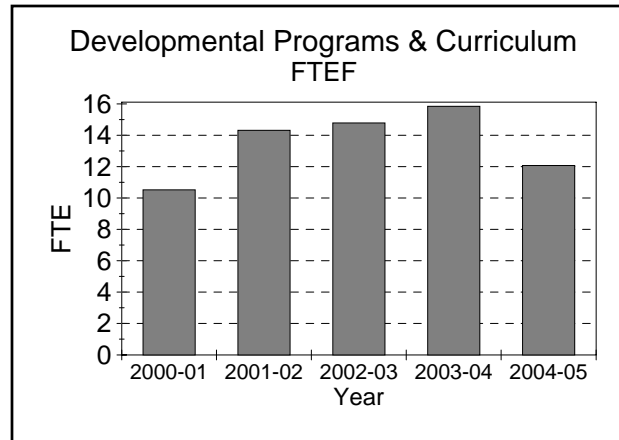
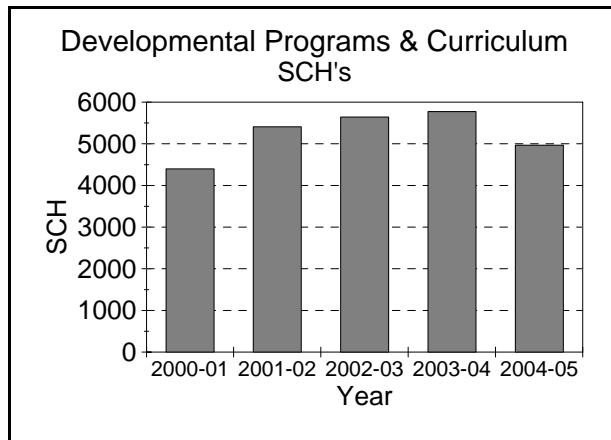
Caution: When viewing graphs, please note the differences in scales
Source: Office of Institutional Research, g:\...\facload\0405\prdkc3g.rsl

Ferris State University

Student Credit Hours (SCH), Full Time Equated Faculty (FTEF) and SCH/FTEF Aggregated by Department

Fall and Winter Terms Combined

Developmental Programs & Curriculum (University College)



<u>Year</u>	<u>SCH</u>	<u>FTEF</u>	<u>SCH/FTEF</u>
2000-01	4,397.00	10.45	420.72
2001-02	5,407.00	14.22	380.26
2002-03	5,644.00	14.68	384.54
2003-04	5,775.00	15.74	366.92
2004-05	4,967.00	11.99	414.35

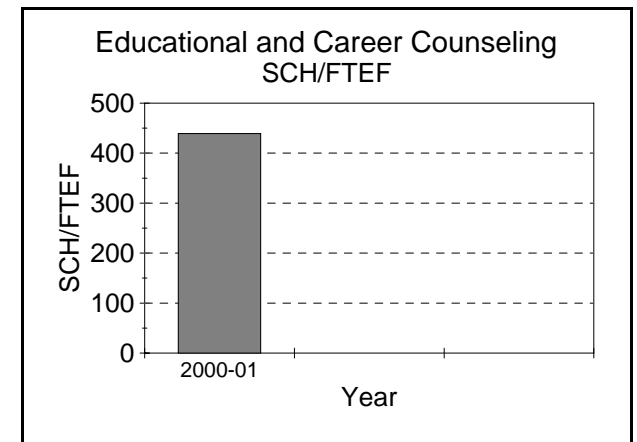
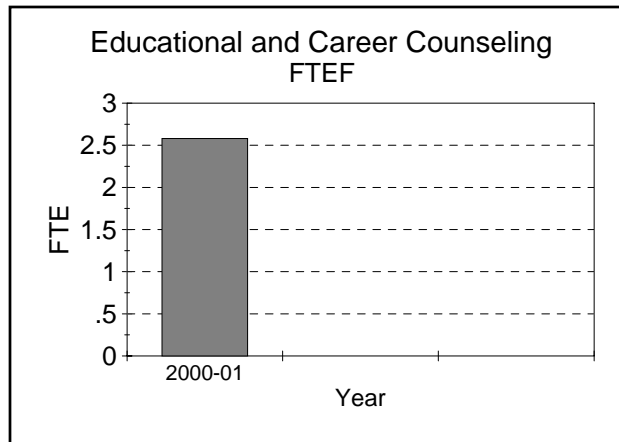
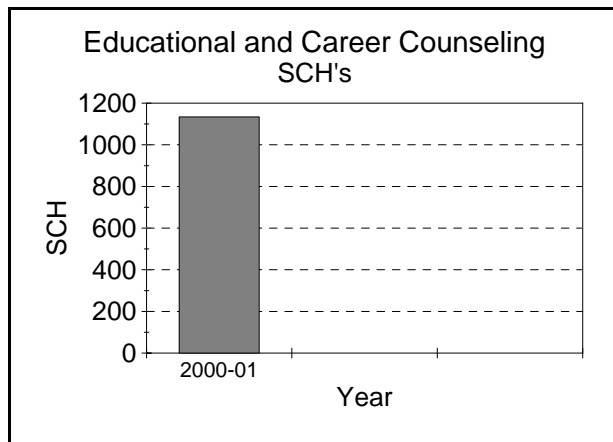
Caution: When viewing graphs, please note the differences in scales
Source: Office of Institutional Research, g:\...\facload\0405\prduc1g.rsl

Ferris State University

Student Credit Hours (SCH), Full Time Equated Faculty (FTEF) and SCH/FTEF Aggregated by Department

Fall and Winter Terms Combined

Educational Career Counseling (University College)



<u>Year</u>	<u>SCH</u>	<u>FTEF</u>	<u>SCH/FTEF</u>
2000-01	1,134.00	2.58	439.08

Caution: When viewing graphs, please note the differences in scales
Source: Office of Institutional Research, g:\...\facload\0405\prduc2g.rsl