

FERRIS STATE UNIVERSITY

PRODUCTIVITY REPORT

FALL 1998-WINTER 2003



INDEX

Page

i - iii.....Preface
iv, v.....Course Prefix Coding Scheme

Detail of SCH/FTEF (White Pages)

1**Ferris State University**

2**College of Allied Health Sciences**

5,16 Allied Dental Department
5,16 College of Allied Health Sciences - Dept. (CAHS)
5,16 Environmental and Clinical Sciences
5,17 Health Management (CCHS, EHSM, HCSA, IEHM, MRIS)
5,17,18..... Health Management Department
5,18,19..... Health Related Programs (CLLS, NUCM, OPHT, OPTI, RADI, RESP, SONO)
6,19 Hospital Related Department
6,19 Nursing & Dental Hygiene (DHYG, NURS)
6,20 Nursing Department

2**College of Arts and Sciences**

6,21 Biological Sciences (BIOL, HORT)
6,21 College of Arts and Sciences (COAS)
6,7,21,22,23 Humanities (ARTH, ARTS, COMH, COMM, HIST, HUMN, MUSI, THTR)
7,23,24,25.. Language & Literature (ENGL, FREN, GERM, JRNL, LITR, SPAN, TCOM)
7,25,26..... Mathematics (CPSC, MATH)
7,26,27..... Physical Sciences (ASTR, CHEM, GEOL, INCT, PHSC, PHYS)
7,8,27,28,29 Social Sciences (ANTH, GEOG, PLSC, PSYC, SCWK, SOCY, SSCI)

2**College of Business**

8,30 Accountancy, Finance, Econ, & Statistics (ACCT, ECON, FINC, STQM)
8,30 Accountancy/Computer Info Systems
8,30,31..... Accountancy/Econ/Applied Stats (ACCT, ECON, STQM)
8,31 College of Business Graduate Programs (MISM)
8,31,32..... Computer Information Systems Dept (CISM, ISYS, MISM)
8,32 Economics/Applied Statistics
9,32,33,34...Management (BLAW, BUSN, FINC, INSR, INTB, LLAW, MGMT, REAL)
9,34,35,36,37...Marketing (ADVG, ECOM, FSMT, HOMT, HSMT, MIMG, MKTG, PGMG, PREL, PTMG, RETG, RFIM, VISC, VISD)

INDEX

Page Detail of SCH/FTEF cont.

2College of Education

- 9,38 Child Development
- 9,38 Criminal Justice
- 9,10,38,39 Leisure Studies & Wellness
- 10,39 Occupational Education
- 10,39 Television Production

2,3College of Education & Human Services

- 10,40 Criminal Justice (CRIM, MSCI)
- 10,40 Leisure Studies & Wellness (HLTH, PHED, RMLS)
- 10,40,41... School of Education (ECTE, EDCE, EDUC)
- 11,41 Television Production (TVPR)

3College of Optometry

- 11,42 Opticianry
- 11,42 Optometry (OPTM)

3College of Pharmacy

- 11,43,44.... Pharmacy (PHAD, PHAR, PHCG, PHCH, PHCL, PHPR)

3College of Technology

- 11,12,45... Architectural Tech & Facilities Mgmt (ARCH, FMAN)
- 12,45 Automotive (ABOD, AHEM, AUTO)
- 12,45,46... Construction & Facilities
- 12,47 Construction Technology & Management (BCTM, CETM, CONM)
- 12,47,48,49 Design, Manufacturing & Graphic Arts
- 12,49,50..... Electronics/CNS (ECNS, EEET)
- 13,50 HVACR (HVAC)
- 13,50 Heavy Equipment (HEQK, HEQT, HSET)
- 13,51 Manufacturing Eng Tech (MATL, MFGE, MFGT)
- 13,51,52..... Mechanical Design (CDTD, ETEC, MECH, PDET)

INDEX

Page Detail of SCH/FTEF cont.

3College of Technology cont.

- 13,52..... Plastics and Rubber (PLTS, RUBR)
- 13,52,53... Printing & Imaging Technology Mgmt (NMPP, PHOT, PMGT, PTEC)
- 14,53..... Surveying (SURE)
- 14,53,54 ... Transportation & Electronics
- 14,54 Welding Engineering Technology (WELD)

3,4Kendall College of Art & Design

- 14,55,56... Design Studies (KCDM, KCDS, KCFD, KCID, KCIL, KCIN, KCVC)
- 14,56..... Fine Arts/Foundation (KCFA, KCFN)
- 14,15,56,57 Liberal Arts & Sciences (KCAH, KCHU, KCSC, KCSS)

4University College

- 15,58,59... Developmental Programs & Curriculum (CARE, COSK, DIST, FSUS, IEPG, NASE, ORSA, READ, UNIV)
- 15,59..... Educational and Career Counseling

Ranked Listing of SCH/FTEF (Buff Pages)

- 60 College
- 61-64 Department
- 65-75 Course Prefix

Graphs of SCH/FTEF (Gray Pages)

- 76 Pie Chart - College
- 77 Graphs - FSU
- 78-86 Graphs - College
- 87-132 Graphs - Department

PREFACE

The Productivity Report is produced each summer by the Ferris State University Office of Institutional Research and Testing. All information provided in this publication is drawn from existing university data systems. Any person having questions, suggestions, or requests for more detailed information should contact the Office of Institutional Research and Testing at extension 3800.

Readers should note that in the tables of this report, the whole may not equal the sum of the parts because of rounding. Data has been summed and then rounded.

This report details productivity trends at FSU over the past five years. The report shows data for Fall 1998 through Winter 2003. Data is shown in detail by university (page 1), by college (pages 2 through 4), by department (pages 5 through 15), and by course prefix (pages 16 through 59). Summary information for the current year shows SCH/FTEF in ranked order by college (page 60), by department (pages 61 through 64) and by course prefix (pages 65 through 75). Graphs showing SCH and FTEF data are on pages 76 through 132.

EXPLANATION OF TERMS:

Student Credit Hours (SCH) - SCH is the product of the credit value of a course and the number of students enrolled in the course on the official seventh day of classes for that semester. For example, a 4 credit course section containing 50 students on the seventh day of classes would generate 200 student credit hours.

Full-Time Equated Faculty (FTEF) - A faculty member working full-time for fall and winter semester (fall semester 1 FTEF + winter semester 1 FTEF = Average F + W 1 FTEF). Overloads and part-time faculty produce a fraction of an FTEF. **No sabbatical or 100% release-time FTEF are included in this report.** When student credit hours are produced by administrators and/or ROTC personnel, zeros are shown in the corresponding full time equated faculty columns and are not included in the ranked listings.

SCH/FTEF - A measure of productivity. This gives the average number of student credit hours generated per full-time equated faculty member. When SCH is divided by zero FTEF (zero results from administrators and/or ROTC personnel teaching courses) the SCH/FTEF columns contain blanks. When a zero FTE occurs in Fall or Winter, the overall SCH/FTE must be recalculated.

NOTE: If there are not SCH's and/or FTE's in both the Fall and the Winter Term Columns, please disregard the Annualized Productivity Figures (listed in the last column on the page). You will need to look at the particular Fall or Winter Term to see the Correct Productivity Measure. Please contact the Office of Institutional Research and Testing if you have any questions.

As shown on page 1, during the Fall and Winter semester of the 2002-03 school year, Ferris State University employed 611.23 full-time equated **teaching** faculty. A total of 268,592.00 student credit hours were produced, for an average of 439.43 student credit hours produced per FTEF. The same comparisons have been made for specific terms, by college, department and course prefix.

(The SCH and FTEF FSU totals shown in this report are the same totals submitted to the State of Michigan through the HEIDI system.)

PREFACE cont.

Special Notes for 1998-99:

There was one new course prefix added during the 1998-99 year : RUBR – Rubber Technology, College of Technology – Design, Manufacturing & Graphic Arts.

Special Notes for 1999-2000:

There were four new course prefixes added during the 1999-2000 year: (1) CCHS - Core Curriculum Health Sciences, College of Allied Health Sciences - Health Management, (2) DIST - Directed Studies, University College - Developmental Programs & Curriculum, (3) LLLS - Lifelong Learning Studies, College of Arts and Sciences - Mathematics, and (4) MISM - Master of Science Information Systems Management, College of Business - Accountancy/Computer Info Systems.

The Opticianry Department closed. Beginning summer 1999 the OPHT course prefix moved from the Opticianry Department in the College of Optometry to the Hospital Related Department in the College of Allied Health Sciences.

Special Notes for 2000-2001:

There were 23 new course prefixes added during the 2000-2001 year (13 of which were Kendall courses): (1) CARE - Career Exploration, University College -Developmental Programs & Curriculum, (2) CDTD - CAD Drafting & Tool Design, College of Technology - Mechanical Design, (3) ECOM - E-Commerce, College of Business - Marketing, (4) EHSM - Environmental Health & Safety Management, College of Allied Health Sciences - Health Management, (5) HEQK - Komatsu Heavy Equipment, College of Technology - Heavy Equipment, (6) HOMT - Hospitality Management, College of Business - Marketing, (7) NMPP - New Media Printing & Publishing, College of Technology - Printing & Imaging Technology Management, (8) ORSA - Study Abroad, University College - Developmental Programs & Curriculum, (9) READ - Reading, University College - Developmental Programs & Curriculum, (10) RFIM - Restaurant & Food Industry Management, College of Business - Marketing.

In Winter of 2001 the merger between Kendall College of Art and Design and Ferris State University became official. With the merger there was the addition of the new college and its three departments: (1) Liberal Arts & Sciences (ASAH), (2) Design Studies (DEST), and (3) Fine Arts/Foundation (FAFN). Within these three departments the following 13 course prefixes were added (the first two alpha characters of all Kendall's courses are "KC" - Kendall College): In Liberal Arts & Sciences - (1) KCAH - Art History, (2) KCHU - Humanities, (3) KCSC - Science, (4) KCSS - Social Science. In Design Studies - (5) KCDM - Digital Media, (6) KCDS - Design Studies, (7) KCFD - Furniture Design, (8) KCID - Interior Design, (9) KCIL - Illustration, (10) KCIN - Industrial Design, (11) KCVC - Visual Communication. In Fine Arts/Foundation - (12) KCFA - Fine Arts, (13) KCFN - Foundation.

The following department and course prefixes were reorganized during the 2000-2001 year:

Effective Summer 2000 for the College of Allied Health Sciences – the Allied Dental Department and Nursing Department reorganized with the DHYG and NURS course prefixes moving to the new department of Nursing and Dental Hygiene. The Environmental and Clinical Sciences Departments IEHM course prefix moved to the Health Management Department and the CLLS course prefix moved to the new Health Related Programs Department. All of the course prefixes in the Hospital Related Department, NUCM, OPHT, RADI, and RESP moved to the new Health Related Department.

Effective Summer 2000 for the College of Business – the Accountancy/Computer Info Systems Department and the Economics/Applied Statistics Department reorganized with ACCT, ECON and STQM course prefixes moving to the new Accountancy/Econ/Applied Stats Department and the CISM, ISYS and MISM course prefixes moving to the new Computer Information Systems Department.

PREFACE cont.

Special Notes for 2000-2001 cont.

Effective Winter 2001 for the College of Education – the College name changed to the College of Education & Human Services. In addition the Child Development Department and the Occupational Education Department reorganized with the EDCD and EDUC course prefixes moving to the new School of Education Department.

Effective Winter 2001 for the College of Technology – all of the departments were reorganized. From the Construction & Facilities Department, ARCH and FMAN moved to the new Aritechtural Tech & Facilities Mgmt Department, BCTM, CETM and CONM moved to the new Construction Technology & Graphic Arts Department, HVAC moved to the new HVACR Department, and SURE moved to the new Surveying Department. From the Design Manufacturing & Graphic Arts Department, CDTD, ETEC, MECH and PDET moved to the new Mechanical Design Department, MATL, MFGE and MFGT moved to the new Manufacturing Eng Tech Department, NMPP, PHOT, PMGT, and PTEC moved to the new Printing & Imaging Technology Mgmt Department, PLTS and RUBR moved to the new Plastics and Rubber Department, and WELD moved to the new Welding Engineering Technology Department. From the Transportation & Electronics Department, ABOD, AHEM, and AUTO moved to the new Automotive Department, ECNS, and EEET moved to the new Electronics/CNS Department, and HEQT and HSET moved to the new Heavy Equipment Department.

In addition one course prefix changed departments (and college) effective Winter 20001: IEPG moved from the College of Arts and Sciences, Language and Literature Department to University College, Developmental Programs & Curriculum Department.

Special Notes for 2001-2002:

There were 5 new course prefixes added during the 2001-2002 year: (1) SONO – Daigostic Medical Sonography, College of Allied Health Sciences – Health Related Programs, (2) VISD – Visual Design and WEB Media, College of Business – Marketing, (3) ECTE, College of Education & Human Services – School of Education, (4) COSK – Collegiate Skills, University College – Developmental Programs & Curriculum, and (5) NASE – National Student Exchange, University College – Developmental Programs & Curriculum.

There was one course prefix that changed departments effective Summer 2001: FSUS moved from University College, Educational and Career Counseling to University College, Developmental Programs & Curriculum.

Special Notes for 2002-2003:

There were 7 new course prefixes added during the 2002-2003 year: (1) COAS – College of Arts & Sciences, College of Arts & Sciences – College of Arts & Sciences, (2) CIST – Computer Information Systems Technology, College of Business – Computer Information Systems Dept., (3) EDLA - Education & Language Arts, College of Education & Human Services – School of Education, (4) ERLA – Education Reading Language Arts, College of Education & Human Services – School of Education, (5) KCED – Kendall Education, Kendall College of Art & Design – Fine Arts/Foundation, (6) KCMJ Kendall Metals/Jewelry Design, Kendall College of Art & Design – Design Studies, and (7) UNCP University College Program – University College – Developmental Programs and Curriculum .

Effective Winter 2003 for the College of Business – the departments were reorganized. Accountancy/Econ/Applied Stats changed to Accountancy, Finance, Econ & Stats with the FINC course prefix moving from the Management Department to this department. A new department CBGP – College of Business Graduate Programs was created with the MISM course prefix moving from the Computer Information Systems Department to this department. In addition, the HOMT and the RFIM course prefixes moved from the Marketing Department to the Management Department.

COURSE PREFIX CODING SCHEME

PREFIX	COURSE DESCRIPTION	PREFIX	COURSE DESCRIPTION	PREFIX	COURSE DESCRIPTION
ABOD	Automotive Body	CRIM	Criminal Justice	HSET	Heavy Equipment Serv Engineering Tech
ACCT	Accountancy	DHYG	Dental Hygiene	HSMT	Hospitality Management
ADVG	Advertising	DIST	Directed Studies	HUMN	Humanities
AHEM	Automotive/Heavy Equipment Management	DTEC	Dental Technology	HVAC	Heating, Ventilation, Air Cond & Refrig Tech
ANTH	Anthropology	ECNS	Computer Network and Systems	IEHM	Industrial & Environmental Health Mgmt
ARCH	Architectural Technology	ECOM	E-Commerce	IEPG	Intensive English Program
ARTH	Art History	ECON	Economics	INCT	Industrial Chemistry Technology
ARTS	Art	ECTE	Educational Career Technical Education	INSR	Insurance
ASTR	Astronomy	EDCD	Child Development	INTB	International Business
AUTO	Automotive Service Technology	EDLA	Education Language Arts	ISYS	Computer Information Systems
BCTM	Building Construction	EDUC	Education	JRNL	Journalism
BIOL	Biology	EEET	Electrical & Electronics Engineering Tech	KCAH	Kendall College Art History
BLAW	Business Law	EHSM	Environmental Health & Safety Management	KCDM	Kendall College Digital Media
BUSN	Business	ENGL	English	KCDS	Kendall College Design Studies
CADD	Computer Aided Design	ERLA	Education Reading Language Arts	KCED	Kendall Education
CAHS	Allied Health Science	ETEC	Engineering Graphics	KCFA	Kendall College Fine Arts
CARE	Career Exploration	FINC	Finance	KCFD	Kendall College Furniture Design
CCHS	Core Curriculum Health Sciences	FMAN	Facilities Management	KCFN	Kendall College Foundation
CDTD	CAD Drafting & Tool Design	FREN	French	KCHU	Kendall College Humanities
CETM	Civil Engineering Technology	FSMT	Food Service Management	KCID	Kendall College Interior Design
CHEM	Chemistry	FSUS	Ferris State University Seminar	KCIL	Kendall College Illustration
CISM	Computer Information Systems Management	GEOG	Geography	KCIN	Kendall College Industrial Design
CIST	Computer Information Systems Technology	GEOL	Geology	KCMJ	Kendall Metals/Jewelry Design
CLLS	Clinical Laboratory Science	GERM	German	KCSC	Kendall College Science
COAS	College of Arts & Sciences	HCSA	Health Care Systems Administration	KCSS	Kendall College Social Science
COMH	Communication Honors	HEQK	Komatsu Heavy Equipment	KCVC	Kendall College Visual Communication
COMM	Communication	HEQT	Heavy Equipment Technology	LANG	Language
CONM	Construction Management	HIST	History	LITR	Literature
COQI	Continuous Quality Improvement	HLTH	Health Education	LLAW	Law
COSK	Collegiate Skills	HOMT	Hospitality Management	LLLS	Lifelong Learning Studies
CPSC	Computer Science	HORT	Horticulture	MATH	Mathematics

COURSE PREFIX CODING SCHEME cont.

PREFIX	COURSE DESCRIPTION	PREFIX	COURSE DESCRIPTION	PREFIX	COURSE DESCRIPTION
MATL	Metallurgy	PHOT	Photography	THTR	Theatre
MECH	Mechanical Engineering Technology	PHPR	Pharmacy Practice	TVPR	Television Production
MFGE	Manufacturing Engineering Technology	PHSC	Physical Science	UNCP	University College Program
MFGT	Manufacturing Tooling Technology	PHYS	Physics	UNIV	University
MGMT	Management	PLSC	Political Science	VISC	Visual Communication
MIMG	Music Industry Management	PLTS	Plastics Engineering Technology	VISD	Visual Design and WEB Media
MISM	Master of Science Information Systems Mgmt	PMGT	Printing Management	WELD	Welding Engineering Technology
MKTG	Marketing	PREL	Public Relations		
MRIS	Medical Record Information Systems	PSYC	Psychology		
MSCI	Military Science	PTEC	Printing Technology		
MUSI	Music	PTMG	Professional Tennis Management		
NASE	National Student Exchange	RADI	Radiography		
NMPP	New Media Printing & Publishing	READ	Reading		
NUCM	Nuclear Medicine	REAL	Real Estate		
NURS	Nursing	RESP	Respiratory Care		
OPHT	Opticianry	RETG	Retailing		
OPTI	Opticianry	RFIM	Restaurant & Food Industry Management		
OPTM	Optometry	RMLS	Recreation Management & Leisure Studies		
ORSA	Study Abroad	RUBR	Rubber Technology		
OSYS	Office Systems Management	SCWK	Social Work		
PDET	Product Design Engineering Technology	SOCY	Sociology		
PGMG	Professional Golf Management	SONO	Diagnostic Medical Sonography		
PHAD	Pharmacy Administration	SPAN	Spanish		
PHAR	Pharmaceutics	SSCI	Social Sciences		
PHCG	Pharmacognosy	STQM	Statistics and Quantitative Methods		
PHCH	Pharmaceutical Chemistry	SURE	Surveying Engineering		
PHCL	Pharmacology	TCOM	Technical and Professional Communication		
PHED	Physical Education	TDTD	Technical Drafting and Tool Design		

FERRIS STATE UNIVERSITY

Student Credit Hours (SCH), Full Time Equated Faculty (FTEF) and SCH/FTEF Aggregated by University

University	Year	<u>Student Credit Hours</u>				<u>Full Time Equated Faculty</u>				<u>SCH/FTEF</u>			
		Summer	Fall	Winter	F + W (a)	Summer	Fall	Winter	Avg F + W (b)	Summer	Fall	Winter	F + W (a / b)
Ferris State University	1998-99	26,528.00	119,491.50	109,056.00	228,547.50	170.02	508.26	491.07	499.67	156.03	235.10	222.08	457.40
Ferris State University	1999-00	26,156.00	119,891.50	109,385.00	229,276.50	153.99	510.08	498.78	504.43	169.86	235.05	219.31	454.53
Ferris State University	2000-01	25,887.00	123,380.00	119,805.00	243,185.00	152.73	520.47	557.18	538.82	169.49	237.06	215.02	451.32
Ferris State University	2001-02	26,150.00	135,372.00	125,149.00	260,521.00	177.28	599.14	567.32	583.23	147.51	225.95	220.60	446.69
Ferris State University	2002-03	27,325.00	139,258.00	129,334.00	268,592.00	191.30	612.78	609.68	611.23	142.84	227.26	212.14	439.43

FERRIS STATE UNIVERSITY

Student Credit Hours (SCH), Full Time Equated Faculty (FTEF) and SCH/FTEF Aggregated by College

College	Year	<u>Student Credit Hours</u>				<u>Full Time Equated Faculty</u>				<u>SCH/FTEF</u>			
		Summer	Fall	Winter	F + W (a)	Summer	Fall	Winter	Avg F + W (b)	Summer	Fall	Winter	F + W (a / b)
College of Allied Health Sciences	1998-99	3,282.00	7,894.00	7,077.00	14,971.00	23.64	45.03	47.23	46.13	138.86	175.30	149.84	324.53
College of Allied Health Sciences	1999-00	2,897.00	7,233.00	7,018.00	14,251.00	18.32	44.01	44.08	44.05	158.09	164.34	159.20	323.54
College of Allied Health Sciences	2000-01	2,652.00	6,531.00	6,571.00	13,102.00	17.93	40.52	38.71	39.61	147.93	161.18	169.77	330.75
College of Allied Health Sciences	2001-02	2,761.00	7,213.00	6,980.00	14,193.00	18.35	38.13	37.04	37.58	150.49	189.19	188.46	377.66
College of Allied Health Sciences	2002-03	2,844.00	7,733.00	7,511.00	15,244.00	19.70	34.68	37.83	36.26	144.40	222.96	198.55	420.44
College of Arts and Sciences	1998-99	9,546.00	50,720.00	47,817.00	98,537.00	48.72	170.65	158.45	164.55	195.92	297.22	301.79	598.83
College of Arts and Sciences	1999-00	9,802.00	51,016.00	47,160.00	98,176.00	51.67	172.53	162.46	167.49	189.72	295.70	290.29	586.15
College of Arts and Sciences	2000-01	9,446.00	54,022.00	48,644.00	102,666.00	50.34	182.24	166.20	174.22	187.63	296.43	292.69	589.29
College of Arts and Sciences	2001-02	9,489.00	56,609.00	51,702.00	108,311.00	44.39	185.20	169.80	177.50	213.79	305.66	304.48	610.19
College of Arts and Sciences	2002-03	9,833.00	58,711.00	53,631.00	112,342.00	50.65	193.91	185.49	189.70	194.14	302.78	289.13	592.21
College of Business	1998-99	6,578.00	22,359.00	21,158.00	43,517.00	34.07	92.26	90.49	91.38	193.06	242.34	233.82	476.24
College of Business	1999-00	6,482.00	22,387.00	22,578.00	44,965.00	31.90	93.93	91.15	92.54	203.21	238.33	247.70	485.89
College of Business	2000-01	6,333.00	22,704.00	22,251.00	44,955.00	32.58	91.89	88.66	90.28	194.40	247.08	250.96	497.97
College of Business	2001-02	5,779.00	22,482.00	22,822.00	45,304.00	27.99	94.38	90.28	92.33	206.46	238.20	252.80	490.67
College of Business	2002-03	5,431.00	21,715.00	21,447.00	43,162.00	27.21	91.35	90.04	90.70	199.57	237.71	238.18	475.89
College of Education	1998-99	3,242.00	7,820.00	7,922.00	15,742.00	19.98	33.27	35.19	34.23	162.27	235.02	225.09	459.83
College of Education	1999-00	3,134.00	8,148.00	7,824.00	15,972.00	18.75	34.45	36.94	35.70	167.18	236.54	211.77	447.45
College of Education	2000-01	3,188.00	8,666.00	0.00	8,666.00	20.51	37.20	0.00	18.60	155.44	232.97		465.94
College of Education & Human Serv	2000-01	0.00	0.00	8,027.00	8,027.00	0.00	0.00	38.53	19.26			208.35	416.69

FERRIS STATE UNIVERSITY

Student Credit Hours (SCH), Full Time Equated Faculty (FTEF) and SCH/FTEF Aggregated by College

College	Year	<u>Student Credit Hours</u>				<u>Full Time Equated Faculty</u>				<u>SCH/FTEF</u>			
		Summer	Fall	Winter	F + W (a)	Summer	Fall	Winter	Avg F + W (b)	Summer	Fall	Winter	F + W (a / b)
College of Education & Human Serv	2001-02	3,612.00	9,218.00	8,962.00	18,180.00	19.99	41.25	44.35	42.80	180.70	223.48	202.06	424.76
College of Education & Human Serv	2002-03	3,704.00	9,906.00	10,259.00	20,165.00	25.91	48.84	49.58	49.21	142.98	202.84	206.93	409.81
College of Optometry	1998-99	452.00	2,379.00	2,568.00	4,947.00	14.41	22.88	24.06	23.47	31.37	103.96	106.75	210.78
College of Optometry	1999-00	364.00	2,105.00	2,417.00	4,522.00	0.08	20.94	22.33	21.64	4,550.00	100.54	108.22	209.00
College of Optometry	2000-01	406.00	2,362.00	2,382.00	4,744.00	2.00	20.66	21.72	21.19	203.00	114.35	109.67	223.90
College of Optometry	2001-02	443.00	2,357.00	2,396.00	4,753.00	13.25	20.66	20.25	20.45	33.43	114.11	118.32	232.39
College of Optometry	2002-03	405.00	2,295.00	2,362.00	4,657.00	11.00	19.17	20.30	19.73	36.82	119.74	116.37	236.01
College of Pharmacy	1998-99	1,632.00	5,890.50	4,483.00	10,373.50	13.73	24.25	20.95	22.60	118.86	242.94	213.94	458.99
College of Pharmacy	1999-00	1,410.00	6,191.50	4,452.00	10,643.50	14.17	24.42	24.22	24.32	99.51	253.58	183.80	437.65
College of Pharmacy	2000-01	1,633.00	5,505.00	4,660.00	10,165.00	13.17	26.82	26.75	26.78	123.99	205.28	174.21	379.53
College of Pharmacy	2001-02	692.00	5,459.00	4,508.00	9,967.00	14.01	28.84	29.07	28.96	49.38	189.26	155.08	344.21
College of Pharmacy	2002-03	970.00	5,447.00	5,472.00	10,919.00	15.20	31.82	30.68	31.25	63.82	171.18	178.37	349.42
College of Technology	1998-99	1,796.00	18,932.00	16,905.00	35,837.00	15.47	107.39	109.43	108.41	116.08	176.29	154.49	330.58
College of Technology	1999-00	2,025.00	19,310.00	17,079.00	36,389.00	18.85	106.94	112.52	109.73	107.43	180.57	151.79	331.62
College of Technology	2000-01	2,189.00	19,723.00	18,078.00	37,801.00	15.87	106.02	113.87	109.94	137.89	186.03	158.77	343.83
College of Technology	2001-02	2,093.00	19,476.00	17,832.00	37,308.00	15.87	111.57	114.12	112.84	131.88	174.56	156.26	330.62
College of Technology	2002-03	2,517.00	19,266.00	18,199.00	37,465.00	20.54	104.10	114.44	109.27	122.54	185.07	159.03	342.87
Kendall College of Art & Design	2000-01	0.00	0.00	7,528.00	7,528.00	0.00	0.00	51.81	25.91			145.30	290.60
Kendall College of Art & Design	2001-02	1,006.00	8,799.00	8,299.00	17,098.00	20.16	61.30	51.79	56.54	49.90	143.54	160.26	302.39

FERRIS STATE UNIVERSITY

Student Credit Hours (SCH), Full Time Equated Faculty (FTEF) and SCH/FTEF Aggregated by College

College	Year	<u>Student Credit Hours</u>				<u>Full Time Equated Faculty</u>				<u>SCH/FTEF</u>			
		Summer	Fall	Winter	F + W (a)	Summer	Fall	Winter	Avg F + W (b)	Summer	Fall	Winter	F + W (a / b)
Kendall College of Art & Design	2002-03	1,358.00	9,765.00	9,229.00	18,994.00	18.02	69.21	71.67	70.44	75.36	141.09	128.77	269.64
University College	1998-99	0.00	3,497.00	1,126.00	4,623.00	0.00	12.52	5.27	8.90		279.25	213.60	519.60
University College	1999-00	42.00	3,501.00	857.00	4,358.00	0.25	12.87	5.06	8.97	168.00	272.06	169.26	486.07
University College	2000-01	40.00	3,867.00	1,664.00	5,531.00	0.33	15.12	10.95	13.03	121.21	255.72	152.02	424.36
University College	2001-02	275.00	3,759.00	1,648.00	5,407.00	3.27	17.81	10.63	14.22	84.03	211.08	155.04	380.26
University College	2002-03	263.00	4,420.00	1,224.00	5,644.00	3.08	19.70	9.65	14.68	85.39	224.37	126.78	384.54

FERRIS STATE UNIVERSITY

Student Credit Hours (SCH), Full Time Equated Faculty (FTEF) and SCH/FTEF Aggregated by University by Department within College

Department	Year	<u>Student Credit Hours</u>				<u>Full Time Equated Faculty</u>				<u>SCH/FTEF</u>			
		Summer	Fall	Winter	F + W (a)	Summer	Fall	Winter	Avg F + W (b)	Summer	Fall	Winter	F + W (a / b)
<u>College of Allied Health Sciences</u>													
Allied Dental Department	1998-99	68.00	1,432.00	1,192.00	2,624.00	1.00	6.81	7.49	7.15	68.00	210.13	159.11	366.83
Allied Dental Department	1999-00	60.00	1,236.00	1,134.00	2,370.00	1.00	4.61	4.77	4.69	60.00	268.03	237.74	505.25
College of Allied Health Sciences	1998-99	0.00	34.00	200.00	234.00	0.00	0.25	0.67	0.46		136.00	298.51	508.70
College of Allied Health Sciences	1999-00	3.00	3.00	195.00	198.00	0.13	0.00	0.42	0.21	24.00		464.29	942.86
College of Allied Health Sciences	2000-01	1.00	111.00	72.00	183.00	0.00	0.16	0.50	0.33		693.75	144.00	554.55
College of Allied Health Sciences	2001-02	6.00	109.00	52.00	161.00	0.17	1.24	0.25	0.74	36.00	88.24	208.00	216.79
College of Allied Health Sciences	2002-03	6.00	0.00	87.00	87.00	0.33	0.00	0.25	0.13	18.00		348.00	696.00
Environmental and Clinical Scien	1998-99	580.00	967.00	877.00	1,844.00	5.20	8.64	8.18	8.41	111.62	111.91	107.23	219.27
Environmental and Clinical Scien	1999-00	369.00	821.00	627.00	1,448.00	3.37	7.49	6.25	6.87	109.43	109.63	100.32	210.79
Health Management	2000-01	875.00	1,795.00	2,186.00	3,981.00	6.65	13.08	12.29	12.68	131.58	137.23	177.93	313.89
Health Management	2001-02	859.00	2,324.00	2,571.00	4,895.00	5.72	11.83	11.63	11.73	150.26	196.39	221.11	417.29
Health Management	2002-03	974.00	2,809.00	2,877.00	5,686.00	5.98	10.38	12.86	11.62	162.76	270.62	223.63	489.23
Health Management Department	1998-99	670.00	1,343.00	1,360.00	2,703.00	4.79	7.85	7.93	7.89	139.90	171.02	171.52	342.54
Health Management Department	1999-00	647.00	1,243.00	1,602.00	2,845.00	3.96	9.00	9.80	9.40	163.47	138.16	163.42	302.66
Health Related Programs	2000-01	1,348.00	2,179.00	2,106.00	4,285.00	7.80	12.42	12.00	12.21	172.88	175.44	175.50	350.94
Health Related Programs	2001-02	1,281.00	2,086.00	1,875.00	3,961.00	7.46	11.68	12.32	12.00	171.64	178.57	152.19	330.06
Health Related Programs	2002-03	1,220.00	2,309.00	2,063.00	4,372.00	7.62	11.78	10.66	11.22	160.18	196.01	193.58	389.71

FERRIS STATE UNIVERSITY

Student Credit Hours (SCH), Full Time Equated Faculty (FTEF) and SCH/FTEF Aggregated by University by Department within College

Department	Year	<u>Student Credit Hours</u>				<u>Full Time Equated Faculty</u>				<u>SCH/FTEF</u>			
		Summer	Fall	Winter	F + W (a)	Summer	Fall	Winter	Avg F + W (b)	Summer	Fall	Winter	F + W (a / b)
<u>College of Allied Health Sciences</u>													
Hospital Related Department	1998-99	1,172.00	2,061.00	1,954.00	4,015.00	5.34	6.92	7.00	6.96	219.48	297.70	279.14	576.74
Hospital Related Department	1999-00	1,244.00	2,075.00	1,961.00	4,036.00	5.50	9.95	9.42	9.68	226.18	208.60	208.17	416.79
Nursing & Dental Hygiene	2000-01	428.00	2,446.00	2,207.00	4,653.00	3.48	14.86	13.92	14.39	122.99	164.60	158.55	323.35
Nursing & Dental Hygiene	2001-02	615.00	2,694.00	2,482.00	5,176.00	5.00	13.38	12.84	13.11	123.00	201.41	193.32	394.90
Nursing & Dental Hygiene	2002-03	644.00	2,615.00	2,484.00	5,099.00	5.76	12.52	14.06	13.29	111.79	208.80	176.70	383.64
Nursing Department	1998-99	792.00	2,057.00	1,494.00	3,551.00	7.31	14.55	15.96	15.26	108.34	141.37	93.60	232.77
Nursing Department	1999-00	574.00	1,855.00	1,499.00	3,354.00	4.37	12.97	13.42	13.19	131.35	143.05	111.70	254.21
<u>College of Arts and Sciences</u>													
Biological Sciences	1998-99	1,890.00	5,795.00	5,631.00	11,426.00	10.16	20.88	18.12	19.50	185.97	277.55	310.79	585.98
Biological Sciences	1999-00	1,829.00	5,446.00	5,346.00	10,792.00	10.02	20.88	19.78	20.33	182.53	260.76	270.30	530.80
Biological Sciences	2000-01	1,615.00	5,928.00	5,574.00	11,502.00	9.56	21.19	20.38	20.79	168.93	279.72	273.47	553.30
Biological Sciences	2001-02	1,478.00	7,007.00	6,112.00	13,119.00	8.37	22.53	20.84	21.68	176.59	311.05	293.33	605.07
Biological Sciences	2002-03	1,736.00	7,769.00	6,349.00	14,118.00	9.15	24.11	22.79	23.45	189.62	322.27	278.56	602.06
College of Arts & Sciences	2002-03	0.00	7.00	0.00	7.00	0.00	0.08	0.00	0.04		91.00		182.00
Humanities	1998-99	1,607.00	8,909.00	9,954.00	18,863.00	7.25	27.19	28.12	27.66	221.66	327.72	353.92	682.08
Humanities	1999-00	1,568.00	9,759.00	9,638.00	19,397.00	7.73	30.36	28.24	29.30	202.85	321.49	341.34	662.11
Humanities	2000-01	1,569.00	10,367.00	10,430.00	20,797.00	7.16	31.62	30.59	31.10	219.13	327.91	341.00	668.69
Humanities	2001-02	1,717.00	10,957.00	11,219.00	22,176.00	6.50	34.21	32.44	33.33	264.15	320.27	345.82	665.42

FERRIS STATE UNIVERSITY

Student Credit Hours (SCH), Full Time Equated Faculty (FTEF) and SCH/FTEF Aggregated by University by Department within College

Department	Year	<u>Student Credit Hours</u>				<u>Full Time Equated Faculty</u>				<u>SCH/FTEF</u>			
		Summer	Fall	Winter	F + W (a)	Summer	Fall	Winter	Avg F + W (b)	Summer	Fall	Winter	F + W (a / b)
<u>College of Arts and Sciences</u>													
Humanities	2002-03	1,571.00	11,315.00	11,697.00	23,012.00	6.55	36.81	37.71	37.26	239.85	307.41	310.16	617.60
Language and Literature	1998-99	2,156.00	12,100.00	10,032.00	22,132.00	11.79	49.93	44.27	47.10	182.94	242.34	226.61	469.89
Language and Literature	1999-00	2,228.00	12,524.00	10,037.00	22,561.00	11.57	50.35	44.85	47.60	192.57	248.76	223.78	473.98
Language and Literature	2000-01	2,465.00	13,043.00	10,305.00	23,348.00	14.41	55.50	43.75	49.63	171.05	235.01	235.54	470.49
Language and Literature	2001-02	2,368.00	13,333.00	11,150.00	24,483.00	10.30	52.90	45.99	49.45	229.98	252.04	242.44	495.16
Language and Literature	2002-03	2,530.00	12,898.00	11,594.00	24,492.00	13.55	55.13	50.60	52.86	186.75	233.98	229.14	463.32
Mathematics	1998-99	1,147.00	9,624.00	7,581.00	17,205.00	5.75	28.56	24.42	26.49	199.51	336.97	310.44	649.49
Mathematics	1999-00	1,240.00	9,231.00	7,562.00	16,793.00	6.94	27.49	23.41	25.45	178.67	335.79	323.02	659.84
Mathematics	2000-01	1,066.00	10,044.00	7,871.00	17,915.00	5.89	29.55	24.64	27.09	181.07	339.90	319.44	661.19
Mathematics	2001-02	1,212.00	10,467.00	8,069.00	18,536.00	6.08	30.64	24.65	27.64	199.34	341.61	327.34	670.50
Mathematics	2002-03	1,144.00	10,470.00	7,961.00	18,431.00	7.07	31.39	25.58	28.49	161.81	333.55	311.18	647.01
Physical Sciences	1998-99	941.00	5,565.00	5,208.00	10,773.00	5.10	16.80	16.37	16.58	184.37	331.32	318.12	649.62
Physical Sciences	1999-00	938.00	5,491.00	5,246.00	10,737.00	6.76	16.26	17.92	17.09	138.84	337.76	292.78	628.35
Physical Sciences	2000-01	797.00	5,749.00	5,126.00	10,875.00	5.09	17.19	18.39	17.79	156.74	334.50	278.74	611.35
Physical Sciences	2001-02	821.00	5,629.00	5,424.00	11,053.00	4.91	16.82	18.01	17.41	167.18	334.67	301.20	634.73
Physical Sciences	2002-03	773.00	6,511.00	5,666.00	12,177.00	4.24	18.32	19.20	18.76	182.45	355.49	295.05	649.11
Social Sciences	1998-99	1,805.00	8,727.00	9,411.00	18,138.00	8.67	27.30	27.14	27.22	208.12	319.68	346.73	666.34
Social Sciences	1999-00	1,999.00	8,565.00	9,331.00	17,896.00	8.65	27.19	28.27	27.73	231.10	314.98	330.12	645.40

FERRIS STATE UNIVERSITY

Student Credit Hours (SCH), Full Time Equated Faculty (FTEF) and SCH/FTEF Aggregated by University by Department within College

Department	Year	<u>Student Credit Hours</u>				<u>Full Time Equated Faculty</u>				<u>SCH/FTEF</u>			
		Summer	Fall	Winter	F + W (a)	Summer	Fall	Winter	Avg F + W (b)	Summer	Fall	Winter	F + W (a / b)
<u>College of Arts and Sciences</u>													
Social Sciences	2000-01	1,934.00	8,891.00	9,338.00	18,229.00	8.24	27.20	28.45	27.82	234.71	326.88	328.27	655.18
Social Sciences	2001-02	1,893.00	9,216.00	9,728.00	18,944.00	8.23	28.10	27.88	27.99	230.06	327.94	348.94	676.80
Social Sciences	2002-03	2,079.00	9,741.00	10,364.00	20,105.00	10.09	28.09	29.60	28.84	206.03	346.84	350.14	697.06
<u>College of Business</u>													
Accountancy, Finance, Econ, & Statis	2002-03	0.00	0.00	5,814.00	5,814.00	0.00	0.00	20.50	10.25			283.61	567.22
Accountancy/Computer Info Systems	1998-99	2,832.00	8,505.00	7,604.00	16,109.00	15.95	34.60	33.56	34.08	177.51	245.83	226.60	472.72
Accountancy/Computer Info Systems	1999-00	3,003.00	8,595.00	8,431.00	17,026.00	18.23	36.54	35.92	36.23	164.70	235.21	234.74	469.95
Accountancy/Econ/Applied Stats	2000-01	1,175.00	4,923.00	5,286.00	10,209.00	4.25	17.91	17.34	17.63	276.47	274.82	304.79	579.12
Accountancy/Econ/Applied Stats	2001-02	1,116.00	4,896.00	5,271.00	10,167.00	4.75	17.50	17.75	17.63	234.95	279.77	296.96	576.85
Accountancy/Econ/Applied Stats	2002-03	993.00	5,244.00	0.00	5,244.00	4.17	18.00	0.00	9.00	238.13	291.33		582.67
College of Business Graduate Program	2002-03	0.00	0.00	759.00	759.00	0.00	0.00	7.25	3.62			104.69	209.38
Computer Information Systems Dept	2000-01	2,323.00	6,203.00	6,196.00	12,399.00	15.66	29.36	26.95	28.16	148.32	211.27	229.89	440.37
Computer Information Systems Dept	2001-02	1,889.00	6,025.00	6,090.00	12,115.00	11.83	27.83	27.27	27.55	159.73	216.49	223.28	439.71
Computer Information Systems Dept	2002-03	1,527.00	5,264.00	4,118.00	9,382.00	9.34	26.68	17.90	22.29	163.52	197.29	230.06	420.89
Economics/Applied Statistics	1998-99	858.00	2,637.00	2,763.00	5,400.00	4.16	8.17	8.75	8.46	206.30	322.90	315.77	638.42
Economics/Applied Statistics	1999-00	777.00	2,382.00	2,640.00	5,022.00	3.75	7.25	7.42	7.33	207.20	328.55	355.96	684.82

FERRIS STATE UNIVERSITY

Student Credit Hours (SCH), Full Time Equated Faculty (FTEF) and SCH/FTEF Aggregated by University by Department within College

Department	Year	<u>Student Credit Hours</u>				<u>Full Time Equated Faculty</u>				<u>SCH/FTEF</u>			
		Summer	Fall	Winter	F + W (a)	Summer	Fall	Winter	Avg F + W (b)	Summer	Fall	Winter	F + W (a / b)
<u>College of Business</u>													
Management	1998-99	1,480.00	5,221.00	5,437.00	10,658.00	6.66	23.58	22.87	23.23	222.22	221.42	237.71	458.88
Management	1999-00	1,178.00	5,568.00	5,814.00	11,382.00	4.33	23.45	22.67	23.06	272.06	237.45	256.46	493.59
Management	2000-01	1,292.00	5,597.00	5,525.00	11,122.00	6.08	20.87	20.22	20.54	212.50	268.25	273.31	541.48
Management	2001-02	1,135.00	5,749.00	6,063.00	11,812.00	4.83	20.25	20.43	20.34	234.99	283.97	296.74	580.76
Management	2002-03	1,403.00	5,678.00	5,840.00	11,518.00	6.48	22.25	23.41	22.83	216.60	255.19	249.47	504.51
Marketing	1998-99	1,408.00	5,996.00	5,354.00	11,350.00	7.30	25.92	25.31	25.61	192.88	231.33	211.54	443.11
Marketing	1999-00	1,524.00	5,842.00	5,693.00	11,535.00	5.59	26.69	25.15	25.92	272.87	218.88	226.38	445.03
Marketing	2000-01	1,543.00	5,981.00	5,244.00	11,225.00	6.59	23.75	24.15	23.95	234.32	251.81	217.10	468.63
Marketing	2001-02	1,639.00	5,812.00	5,398.00	11,210.00	6.59	28.81	24.82	26.81	248.90	201.76	217.48	418.06
Marketing	2002-03	1,508.00	5,529.00	4,916.00	10,445.00	7.23	24.42	20.98	22.70	208.64	226.42	234.26	460.09
<u>College of Education</u>													
Child Development	1998-99	76.00	436.00	482.00	918.00	0.57	2.38	2.58	2.48	133.33	183.19	186.82	370.16
Child Development	1999-00	63.00	384.00	406.00	790.00	0.48	2.06	2.09	2.07	131.25	186.66	194.26	380.98
Child Development	2000-01	19.00	365.00	0.00	365.00	0.25	1.50	0.00	0.75	76.00	242.53		485.07
Criminal Justice	1998-99	1,160.00	2,839.00	2,847.00	5,686.00	9.46	11.30	10.79	11.04	122.62	251.31	263.98	515.00
Criminal Justice	1999-00	1,245.00	3,000.00	3,163.00	6,163.00	8.35	12.33	12.62	12.47	149.10	243.25	250.73	494.07
Criminal Justice	2000-01	1,280.00	3,194.00	0.00	3,194.00	9.34	13.31	0.00	6.66	137.04	239.97		479.94
Leisure Studies and Wellness	1998-99	436.00	1,752.00	1,816.00	3,568.00	2.31	7.15	6.50	6.83	188.58	244.95	279.38	522.69

FERRIS STATE UNIVERSITY

Student Credit Hours (SCH), Full Time Equated Faculty (FTEF) and SCH/FTEF Aggregated by University by Department within College

Department	Year	<u>Student Credit Hours</u>				<u>Full Time Equated Faculty</u>				<u>SCH/FTEF</u>			
		Summer	Fall	Winter	F + W (a)	Summer	Fall	Winter	Avg F + W (b)	Summer	Fall	Winter	F + W (a / b)
<u>College of Education</u>													
Leisure Studies and Wellness	1999-00	360.00	1,795.00	1,451.00	3,246.00	2.23	6.82	6.99	6.91	161.43	263.20	207.58	470.09
Leisure Studies and Wellness	2000-01	298.00	1,411.00	0.00	1,411.00	1.66	5.99	0.00	3.00	179.52	235.56		471.12
Occupational Education	1998-99	1,492.00	2,381.00	2,356.00	4,737.00	6.98	9.79	12.08	10.93	213.82	243.33	195.03	433.29
Occupational Education	1999-00	1,382.00	2,516.00	2,400.00	4,916.00	6.94	10.16	12.00	11.08	199.23	247.67	200.00	443.70
Occupational Education	2000-01	1,515.00	3,225.00	0.00	3,225.00	8.71	13.06	0.00	6.53	173.94	246.88		493.75
Television Production	1998-99	78.00	412.00	421.00	833.00	0.66	2.66	3.25	2.96	118.34	154.89	129.54	281.90
Television Production	1999-00	84.00	453.00	404.00	857.00	0.75	3.08	3.25	3.16	112.00	147.22	124.31	270.90
Television Production	2000-01	76.00	471.00	0.00	471.00	0.55	3.33	0.00	1.66	138.18	141.44		282.88
<u>College of Education & Human Serv</u>													
Criminal Justice	2000-01	0.00	0.00	3,093.00	3,093.00	0.00	0.00	13.15	6.58			235.21	470.42
Criminal Justice	2001-02	1,471.00	3,383.00	3,360.00	6,743.00	9.29	13.47	14.51	13.99	158.34	251.19	231.56	482.02
Criminal Justice	2002-03	1,318.00	3,123.00	3,508.00	6,631.00	9.57	15.30	16.43	15.86	137.72	204.16	213.51	418.01
Leisure Studies and Wellness	2000-01	0.00	0.00	1,369.00	1,369.00	0.00	0.00	5.97	2.98			229.48	458.96
Leisure Studies and Wellness	2001-02	292.00	1,541.00	1,451.00	2,992.00	1.76	6.33	5.90	6.11	165.91	243.50	245.93	489.35
Leisure Studies and Wellness	2002-03	295.00	1,345.00	1,536.00	2,881.00	1.91	5.99	6.46	6.23	154.45	224.35	237.93	462.79
School of Education	2000-01	0.00	0.00	3,069.00	3,069.00	0.00	0.00	15.57	7.79			197.09	394.18
School of Education	2001-02	1,807.00	3,721.00	3,693.00	7,414.00	8.79	17.29	20.52	18.91	205.60	215.21	179.94	392.13
School of Education	2002-03	1,869.00	4,637.00	4,725.00	9,362.00	12.31	23.12	23.02	23.07	151.81	200.52	205.25	405.76

FERRIS STATE UNIVERSITY

Student Credit Hours (SCH), Full Time Equated Faculty (FTEF) and SCH/FTEF Aggregated by University by Department within College

Department	Year	<u>Student Credit Hours</u>				<u>Full Time Equated Faculty</u>				<u>SCH/FTEF</u>			
		Summer	Fall	Winter	F + W (a)	Summer	Fall	Winter	Avg F + W (b)	Summer	Fall	Winter	F + W (a / b)
<u>College of Education & Human Serv</u>													
Television Production	2000-01	0.00	0.00	496.00	496.00	0.00	0.00	3.84	1.92			129.17	258.33
Television Production	2001-02	42.00	573.00	458.00	1,031.00	0.15	4.16	3.42	3.79	280.00	137.74	133.92	272.03
Television Production	2002-03	222.00	801.00	490.00	1,291.00	2.11	4.42	3.67	4.04	105.03	181.22	133.51	319.16
<u>College of Optometry</u>													
Opticianry	1998-99	36.00	282.00	208.00	490.00	1.00	3.35	2.00	2.68	36.00	84.07	104.00	183.03
Optometry	1998-99	416.00	2,097.00	2,360.00	4,457.00	13.41	19.53	22.06	20.79	31.02	107.38	107.00	214.35
Optometry	1999-00	364.00	2,105.00	2,417.00	4,522.00	0.08	20.94	22.33	21.64	4,550.00	100.54	108.22	209.00
Optometry	2000-01	406.00	2,362.00	2,382.00	4,744.00	2.00	20.66	21.72	21.19	203.00	114.35	109.67	223.90
Optometry	2001-02	443.00	2,357.00	2,396.00	4,753.00	13.25	20.66	20.25	20.45	33.43	114.11	118.32	232.39
Optometry	2002-03	405.00	2,295.00	2,362.00	4,657.00	11.00	19.17	20.30	19.73	36.82	119.74	116.37	236.01
<u>College of Pharmacy</u>													
Pharmacy	1998-99	1,632.00	5,890.50	4,483.00	10,373.50	13.73	24.25	20.95	22.60	118.86	242.94	213.94	458.99
Pharmacy	1999-00	1,410.00	6,191.50	4,452.00	10,643.50	14.17	24.42	24.22	24.32	99.51	253.58	183.80	437.65
Pharmacy	2000-01	1,633.00	5,505.00	4,660.00	10,165.00	13.17	26.82	26.75	26.78	123.99	205.28	174.21	379.53
Pharmacy	2001-02	692.00	5,459.00	4,508.00	9,967.00	14.01	28.84	29.07	28.96	49.38	189.26	155.08	344.21
Pharmacy	2002-03	970.00	5,447.00	5,472.00	10,919.00	15.20	31.82	30.68	31.25	63.82	171.18	178.37	349.42
<u>College of Technology</u>													

FERRIS STATE UNIVERSITY

Student Credit Hours (SCH), Full Time Equated Faculty (FTEF) and SCH/FTEF Aggregated by University by Department within College

Department	Year	<u>Student Credit Hours</u>				<u>Full Time Equated Faculty</u>				<u>SCH/FTEF</u>			
		Summer	Fall	Winter	F + W (a)	Summer	Fall	Winter	Avg F + W (b)	Summer	Fall	Winter	F + W (a / b)
<u>College of Technology</u>													
Architectural Tech & Facilities Mgmt	2000-01	0.00	0.00	1,209.00	1,209.00	0.00	0.00	7.17	3.58			168.62	337.24
Architectural Tech & Facilities Mgmt	2001-02	62.00	1,118.00	1,159.00	2,277.00	0.92	6.58	7.47	7.03	67.39	169.91	155.15	324.13
Architectural Tech & Facilities Mgmt	2002-03	104.00	1,054.00	892.00	1,946.00	0.92	7.31	7.41	7.36	113.04	144.15	120.38	264.37
Automotive	2000-01	0.00	0.00	2,914.00	2,914.00	0.00	0.00	17.78	8.89			163.89	327.78
Automotive	2001-02	547.00	3,025.00	2,784.00	5,809.00	5.14	19.42	18.42	18.92	106.42	155.77	151.14	307.03
Automotive	2002-03	681.00	3,257.00	3,096.00	6,353.00	5.75	18.53	19.91	19.22	118.43	175.73	155.50	330.51
Construction & Facilities	1998-99	306.00	5,729.00	5,396.00	11,125.00	2.52	29.00	29.84	29.42	121.34	197.55	180.83	378.14
Construction & Facilities	1999-00	308.00	5,783.00	4,995.00	10,778.00	2.45	29.00	29.04	29.02	125.71	199.41	172.00	371.40
Construction & Facilities	2000-01	435.00	5,882.00	0.00	5,882.00	2.36	29.25	0.00	14.62	184.71	201.09		402.19
Construction Technology & Management	2000-01	0.00	0.00	2,119.00	2,119.00	0.00	0.00	10.13	5.07			209.13	418.26
Construction Technology & Management	2001-02	0.00	2,235.00	1,943.00	4,178.00	0.00	9.80	10.33	10.07		227.96	188.12	415.05
Construction Technology & Management	2002-03	0.00	2,536.00	2,168.00	4,704.00	0.00	8.65	10.51	9.58		293.18	206.28	491.02
Design, Manufacturing & Graphic Arts	1998-99	861.00	7,220.00	6,256.00	13,476.00	6.71	41.59	41.77	41.68	128.32	173.60	149.77	323.32
Design, Manufacturing & Graphic Arts	1999-00	917.00	7,681.00	6,969.00	14,650.00	7.24	43.27	45.40	44.34	126.66	177.51	153.50	330.44
Design, Manufacturing & Graphic Arts	2000-01	827.00	8,047.00	0.00	8,047.00	5.77	43.10	0.00	21.55	143.33	186.71		373.41
Electronics/CNS	2000-01	0.00	0.00	1,465.00	1,465.00	0.00	0.00	10.61	5.30			138.08	276.15
Electronics/CNS	2001-02	86.00	1,656.00	1,549.00	3,205.00	0.67	10.00	10.60	10.30	128.36	165.60	146.09	311.12
Electronics/CNS	2002-03	108.00	1,417.00	1,612.00	3,029.00	0.67	8.04	10.51	9.27	161.19	176.35	153.34	326.61

FERRIS STATE UNIVERSITY

Student Credit Hours (SCH), Full Time Equated Faculty (FTEF) and SCH/FTEF Aggregated by University by Department within College

Department	Year	<u>Student Credit Hours</u>				<u>Full Time Equated Faculty</u>				<u>SCH/FTEF</u>			
		Summer	Fall	Winter	F + W (a)	Summer	Fall	Winter	Avg F + W (b)	Summer	Fall	Winter	F + W (a / b)
<u>College of Technology</u>													
HVACR	2000-01	0.00	0.00	1,168.00	1,168.00	0.00	0.00	7.70	3.85			151.69	303.38
HVACR	2001-02	102.00	1,353.00	1,174.00	2,527.00	0.67	6.75	7.82	7.28	152.24	200.44	150.18	346.94
HVACR	2002-03	96.00	1,381.00	1,163.00	2,544.00	0.67	5.85	7.69	6.77	143.28	236.01	151.29	375.81
Heavy Equipment	2000-01	0.00	0.00	1,002.00	1,002.00	0.00	0.00	6.99	3.49			143.35	286.70
Heavy Equipment	2001-02	116.00	1,016.00	990.00	2,006.00	1.34	7.17	6.67	6.92	86.57	141.70	148.43	289.88
Heavy Equipment	2002-03	270.00	1,070.00	894.00	1,964.00	2.50	6.83	6.50	6.67	108.00	156.59	137.54	294.60
Manufacturing Engineering Technology	2000-01	0.00	0.00	2,041.00	2,041.00	0.00	0.00	12.86	6.43			158.71	317.42
Manufacturing Engineering Technology	2001-02	162.00	2,586.00	2,098.00	4,684.00	1.06	12.19	12.78	12.48	152.83	212.14	164.16	375.17
Manufacturing Engineering Technology	2002-03	288.00	2,606.00	2,108.00	4,714.00	1.50	12.33	12.17	12.25	192.00	211.35	173.28	384.89
Mechanical Design	2000-01	0.00	0.00	1,721.00	1,721.00	0.00	0.00	10.22	5.11			168.40	336.79
Mechanical Design	2001-02	96.00	2,144.00	1,829.00	3,973.00	0.25	9.80	9.53	9.66	384.00	218.78	191.92	411.07
Mechanical Design	2002-03	196.00	2,109.00	1,928.00	4,037.00	1.67	8.35	10.29	9.32	117.37	252.50	187.37	433.10
Plastics and Rubber	2000-01	0.00	0.00	1,727.00	1,727.00	0.00	0.00	9.75	4.87			177.13	354.26
Plastics and Rubber	2001-02	448.00	1,362.00	1,620.00	2,982.00	2.98	9.78	8.95	9.37	150.34	139.26	181.01	318.42
Plastics and Rubber	2002-03	421.00	1,179.00	1,548.00	2,727.00	4.02	8.88	9.42	9.15	104.73	132.85	164.33	298.11
Printing & Imaging Technology Mgmt	2000-01	0.00	0.00	1,051.00	1,051.00	0.00	0.00	9.00	4.50			116.78	233.56
Printing & Imaging Technology Mgmt	2001-02	90.00	1,220.00	977.00	2,197.00	0.92	9.42	9.25	9.33	97.83	129.51	105.62	235.35
Printing & Imaging Technology Mgmt	2002-03	163.00	958.00	1,015.00	1,973.00	1.17	8.25	9.08	8.67	139.32	116.12	111.78	227.70

FERRIS STATE UNIVERSITY

Student Credit Hours (SCH), Full Time Equated Faculty (FTEF) and SCH/FTEF Aggregated by University by Department within College

Department	Year	<u>Student Credit Hours</u>				<u>Full Time Equated Faculty</u>				<u>SCH/FTEF</u>			
		Summer	Fall	Winter	F + W (a)	Summer	Fall	Winter	Avg F + W (b)	Summer	Fall	Winter	F + W (a / b)
<u>College of Technology</u>													
Surveying	2000-01	0.00	0.00	861.00	861.00	0.00	0.00	6.10	3.05			141.09	282.18
Surveying	2001-02	276.00	720.00	960.00	1,680.00	1.25	4.64	6.88	5.76	220.80	155.10	139.60	291.69
Surveying	2002-03	114.00	764.00	994.00	1,758.00	1.00	5.50	6.36	5.93	114.00	138.91	156.29	296.46
Transportation & Electronics	1998-99	629.00	5,983.00	5,253.00	11,236.00	6.24	36.80	37.82	37.31	100.80	162.58	138.91	301.17
Transportation & Electronics	1999-00	800.00	5,846.00	5,115.00	10,961.00	9.16	34.67	38.08	36.38	87.34	168.62	134.32	301.33
Transportation & Electronics	2000-01	927.00	5,794.00	0.00	5,794.00	7.75	33.67	0.00	16.83	119.61	172.08		344.16
Welding Engineering Technology	2000-01	0.00	0.00	800.00	800.00	0.00	0.00	5.55	2.78			144.14	288.29
Welding Engineering Technology	2001-02	108.00	1,041.00	749.00	1,790.00	0.67	6.02	5.42	5.72	161.19	173.03	138.19	313.04
Welding Engineering Technology	2002-03	76.00	935.00	781.00	1,716.00	0.67	5.58	4.59	5.09	113.43	167.56	170.15	337.46
<u>Kendall College of Art & Design</u>													
Design Studies	2000-01	0.00	0.00	3,571.00	3,571.00	0.00	0.00	28.33	14.17			126.04	252.07
Design Studies	2001-02	553.00	3,891.00	3,939.00	7,830.00	11.21	32.53	29.04	30.78	49.31	119.61	135.64	254.35
Design Studies	2002-03	632.00	4,425.00	4,397.00	8,822.00	9.88	37.14	41.60	39.37	63.95	119.16	105.70	224.09
Fine Arts/Foundation	2000-01	0.00	0.00	1,767.00	1,767.00	0.00	0.00	15.64	7.82			113.00	226.01
Fine Arts/Foundation	2001-02	90.00	2,361.00	1,933.00	4,294.00	4.67	18.55	12.73	15.64	19.27	127.28	151.86	274.56
Fine Arts/Foundation	2002-03	129.00	2,358.00	1,892.00	4,250.00	2.66	19.42	17.09	18.25	48.50	121.42	110.73	232.83
Liberal Arts & Sciences	2000-01	0.00	0.00	2,190.00	2,190.00	0.00	0.00	7.84	3.92			279.34	558.67

FERRIS STATE UNIVERSITY

Student Credit Hours (SCH), Full Time Equated Faculty (FTEF) and SCH/FTEF Aggregated by University by Department within College

Department	Year	<u>Student Credit Hours</u>				<u>Full Time Equated Faculty</u>				<u>SCH/FTEF</u>			
		Summer	Fall	Winter	F + W (a)	Summer	Fall	Winter	Avg F + W (b)	Summer	Fall	Winter	F + W (a / b)
<u>Kendall College of Art & Design</u>													
Liberal Arts & Sciences	2001-02	363.00	2,547.00	2,427.00	4,974.00	4.28	10.22	10.02	10.12	84.90	249.22	242.27	491.56
Liberal Arts & Sciences	2002-03	597.00	2,982.00	2,940.00	5,922.00	5.48	12.66	12.98	12.82	108.98	235.61	226.44	461.93
<u>University College</u>													
Developmental Programs & Curriculum	1998-99	0.00	2,494.00	848.00	3,342.00	0.00	8.92	4.00	6.46		279.49	212.00	517.20
Developmental Programs & Curriculum	1999-00	42.00	2,482.00	705.00	3,187.00	0.25	9.10	4.25	6.68	168.00	272.65	165.88	477.33
Developmental Programs & Curriculum	2000-01	34.00	2,975.00	1,422.00	4,397.00	0.25	11.46	9.45	10.45	137.37	259.68	150.54	420.72
Developmental Programs & Curriculum	2001-02	275.00	3,759.00	1,648.00	5,407.00	3.27	17.81	10.63	14.22	84.03	211.08	155.04	380.26
Developmental Programs & Curriculum	2002-03	263.00	4,420.00	1,224.00	5,644.00	3.08	19.70	9.65	14.68	85.39	224.37	126.78	384.54
Educational and Career Counseling	1998-99	0.00	1,003.00	278.00	1,281.00	0.00	3.60	1.27	2.44		278.64	218.63	525.95
Educational and Career Counseling	1999-00	0.00	1,019.00	152.00	1,171.00	0.00	3.77	0.81	2.29		270.65	186.89	511.54
Educational and Career Counseling	2000-01	6.00	892.00	242.00	1,134.00	0.08	3.67	1.50	2.58	72.73	243.36	161.33	439.08

FERRIS STATE UNIVERSITY

Student Credit Hours (SCH), Full Time Equated Faculty (FTEF) and SCH/FTEF Aggregated by Course Prefix within College and Department

Prefix	Year	<u>Student Credit Hours</u>				<u>Full Time Equated Faculty</u>				<u>SCH/FTEF</u>			
		Summer	Fall	Winter	F + W (a)	Summer	Fall	Winter	Avg F + W (b)	Summer	Fall	Winter	F + W (a / b)
<u>College of Allied Health Sciences</u>													
<u>Allied Dental Department</u>													
DHYG	1998-99	68.00	1,375.00	1,101.00	2,476.00	1.00	5.46	4.74	5.10	68.00	251.76	232.19	485.33
DHYG	1999-00	60.00	1,236.00	1,134.00	2,370.00	1.00	4.61	4.77	4.69	60.00	268.03	237.74	505.25
DTEC	1998-99	0.00	57.00	91.00	148.00	0.00	1.35	2.75	2.05		42.12	33.09	72.14
<u>College of Allied Health Sciences</u>													
CAHS	1998-99	0.00	34.00	200.00	234.00	0.00	0.25	0.67	0.46		136.00	298.51	508.70
CAHS	1999-00	3.00	3.00	195.00	198.00	0.13	0.00	0.42	0.21	24.00		464.29	942.86
CAHS	2000-01	1.00	111.00	72.00	183.00	0.00	0.16	0.50	0.33		693.75	144.00	554.55
CAHS	2001-02	6.00	109.00	52.00	161.00	0.17	1.24	0.25	0.74	36.00	88.24	208.00	216.79
CAHS	2002-03	6.00	0.00	87.00	87.00	0.33	0.00	0.25	0.13	18.00		348.00	696.00
<u>Environmental and Clinical Scien</u>													
CAHS	1998-99	0.00	45.00	58.00	103.00	0.00	0.45	0.54	0.50		99.00	107.08	206.78
CAHS	1999-00	0.00	93.00	92.00	185.00	0.00	0.55	0.53	0.54		168.74	174.05	342.69
CLLS	1998-99	300.00	587.00	519.00	1,106.00	2.64	3.96	4.00	3.98	113.64	148.17	129.75	277.84
CLLS	1999-00	297.00	510.00	408.00	918.00	2.76	4.01	4.00	4.00	107.61	127.28	102.00	229.30
IEHM	1998-99	280.00	335.00	300.00	635.00	2.56	4.23	3.64	3.93	109.53	79.29	82.49	161.54
IEHM	1999-00	72.00	218.00	127.00	345.00	0.61	2.93	1.72	2.33	117.65	74.39	73.78	148.33
<u>Health Management</u>													

FERRIS STATE UNIVERSITY

Student Credit Hours (SCH), Full Time Equated Faculty (FTEF) and SCH/FTEF Aggregated by Course Prefix within College and Department

Prefix	Year	Student Credit Hours				Full Time Equated Faculty				SCH/FTEF			
		Summer	Fall	Winter	F + W (a)	Summer	Fall	Winter	Avg F + W (b)	Summer	Fall	Winter	F + W (a / b)
<u>College of Allied Health Sciences</u>													
<u>Health Management</u>													
CCHS	2000-01	61.00	630.00	747.00	1,377.00	0.41	2.15	2.65	2.40	148.78	293.48	282.37	574.69
CCHS	2001-02	113.00	873.00	791.00	1,664.00	0.44	2.63	2.44	2.53	259.44	332.14	324.76	657.18
CCHS	2002-03	130.00	1,159.00	819.00	1,978.00	0.35	3.52	2.93	3.23	374.49	328.96	279.18	612.69
EHSM	2000-01	0.00	354.00	375.00	729.00	0.00	4.37	3.30	3.83		81.07	113.65	190.18
EHSM	2001-02	104.00	459.00	580.00	1,039.00	0.82	3.28	3.08	3.18	126.24	139.85	188.18	326.52
EHSM	2002-03	232.00	453.00	565.00	1,018.00	1.84	2.55	4.22	3.38	126.09	177.70	134.00	300.93
HCSA	2000-01	326.00	359.00	400.00	759.00	1.79	2.52	2.05	2.29	182.50	142.25	194.82	331.66
HCSA	2001-02	276.00	265.00	327.00	592.00	2.08	1.80	2.03	1.92	132.61	146.91	161.10	308.85
HCSA	2002-03	160.00	327.00	490.00	817.00	1.22	1.66	2.32	1.99	130.84	196.59	211.49	410.53
IEHM	2000-01	204.00	0.00	0.00	0.00	1.92	0.00	0.00	0.00	106.42			
MRIS	2000-01	284.00	452.00	664.00	1,116.00	2.54	4.04	4.29	4.17	111.96	111.80	154.87	267.94
MRIS	2001-02	366.00	727.00	873.00	1,600.00	2.38	4.12	4.08	4.10	154.04	176.50	213.97	390.29
MRIS	2002-03	452.00	870.00	1,003.00	1,873.00	2.57	2.64	3.40	3.02	175.60	329.03	295.20	620.01
<u>Health Management Department</u>													
CCHS	1999-00	0.00	402.00	572.00	974.00	0.00	1.44	1.53	1.49		279.28	373.48	655.69
HCSA	1998-99	321.00	633.00	617.00	1,250.00	2.24	3.54	4.04	3.79	143.07	178.75	152.66	329.69
HCSA	1999-00	330.00	402.00	474.00	876.00	2.26	2.74	3.63	3.18	146.22	146.76	130.67	275.19
MRIS	1998-99	349.00	710.00	743.00	1,453.00	2.55	4.31	3.89	4.10	137.11	164.67	191.12	354.43

FERRIS STATE UNIVERSITY

Student Credit Hours (SCH), Full Time Equated Faculty (FTEF) and SCH/FTEF Aggregated by Course Prefix within College and Department

Prefix	Year	<u>Student Credit Hours</u>				<u>Full Time Equated Faculty</u>				<u>SCH/FTEF</u>			
		Summer	Fall	Winter	F + W (a)	Summer	Fall	Winter	Avg F + W (b)	Summer	Fall	Winter	F + W (a / b)
<u>College of Allied Health Sciences</u>													
<u>Health Management Department</u>													
MRIS	1999-00	317.00	439.00	556.00	995.00	1.70	4.82	4.64	4.73	186.35	91.11	119.72	210.31
<u>Health Related Programs</u>													
CLLS	2000-01	201.00	210.00	327.00	537.00	2.50	3.00	3.00	3.00	80.49	70.00	109.00	179.00
CLLS	2001-02	231.00	190.00	306.00	496.00	2.65	3.00	3.00	3.00	87.17	63.33	102.00	165.33
CLLS	2002-03	200.00	284.00	268.00	552.00	1.45	2.90	2.61	2.75	137.93	97.93	102.68	200.36
NUCM	2000-01	60.00	438.00	335.00	773.00	1.00	2.00	2.00	2.00	60.00	219.00	167.50	386.50
NUCM	2001-02	120.00	513.00	341.00	854.00	1.00	2.00	1.90	1.95	120.00	256.50	179.47	437.95
NUCM	2002-03	133.00	503.00	381.00	884.00	1.00	2.38	1.69	2.04	133.00	211.34	225.44	434.40
OPHT	2000-01	48.00	206.00	0.00	206.00	0.65	2.42	0.00	1.21	73.85	85.12		170.25
OPTI	2000-01	0.00	0.00	144.00	144.00	0.00	0.00	2.00	1.00			72.00	144.00
OPTI	2001-02	32.00	80.00	56.00	136.00	0.33	0.76	1.42	1.09	96.00	104.62	39.44	124.50
OPTI	2002-03	36.00	0.00	0.00	0.00	0.67	0.00	0.00	0.00	54.00			
RADI	2000-01	847.00	1,161.00	1,068.00	2,229.00	2.65	3.00	3.00	3.00	319.62	387.00	356.00	743.00
RADI	2001-02	844.00	1,041.00	960.00	2,001.00	2.48	2.92	3.00	2.96	340.32	356.91	320.00	676.39
RADI	2002-03	599.00	1,050.00	951.00	2,001.00	2.50	3.00	3.00	3.00	239.60	350.00	317.00	667.00
RESP	2000-01	192.00	164.00	232.00	396.00	1.00	2.00	2.00	2.00	192.00	82.00	116.00	198.00
RESP	2001-02	54.00	137.00	112.00	249.00	1.00	2.00	2.00	2.00	54.00	68.50	56.00	124.50
RESP	2002-03	144.00	131.00	132.00	263.00	1.00	2.00	1.86	1.93	144.00	65.50	71.08	136.37

FERRIS STATE UNIVERSITY

Student Credit Hours (SCH), Full Time Equated Faculty (FTEF) and SCH/FTEF Aggregated by Course Prefix within College and Department

Prefix	Year	<u>Student Credit Hours</u>				<u>Full Time Equated Faculty</u>				<u>SCH/FTEF</u>			
		Summer	Fall	Winter	F + W (a)	Summer	Fall	Winter	Avg F + W (b)	Summer	Fall	Winter	F + W (a / b)
<u>College of Allied Health Sciences</u>													
<u>Health Related Programs</u>													
SONO	2001-02	0.00	125.00	100.00	225.00	0.00	1.00	1.00	1.00		125.00	100.00	225.00
SONO	2002-03	108.00	341.00	331.00	672.00	1.00	1.50	1.50	1.50	108.00	227.33	220.67	448.00
<u>Hospital Related Department</u>													
NUCM	1998-99	110.00	632.00	515.00	1,147.00	1.00	2.00	2.00	2.00	110.00	316.00	257.50	573.50
NUCM	1999-00	82.00	505.00	443.00	948.00	1.00	2.00	2.00	2.00	82.00	252.50	221.50	474.00
OPHT	1999-00	44.00	270.00	194.00	464.00	1.00	2.95	2.42	2.68	44.00	91.61	80.17	172.90
RADI	1998-99	896.00	1,227.00	1,142.00	2,369.00	2.50	2.92	3.00	2.96	358.40	419.76	380.67	799.92
RADI	1999-00	950.00	1,066.00	1,023.00	2,089.00	2.50	3.00	3.00	3.00	380.00	355.33	341.00	696.33
RESP	1998-99	166.00	202.00	297.00	499.00	1.84	2.00	2.00	2.00	90.22	101.00	148.50	249.50
RESP	1999-00	168.00	234.00	301.00	535.00	1.00	2.00	2.00	2.00	168.00	117.00	150.50	267.50
<u>Nursing & Dental Hygiene</u>													
DHYG	2000-01	77.00	1,303.00	1,178.00	2,481.00	1.00	5.40	5.00	5.20	77.00	241.15	235.60	476.97
DHYG	2001-02	64.00	1,324.00	1,190.00	2,514.00	1.00	3.90	4.16	4.03	64.00	339.80	286.06	624.10
DHYG	2002-03	46.00	1,344.00	1,174.00	2,518.00	1.00	4.22	4.34	4.28	46.00	318.18	270.51	588.04
NURS	2000-01	351.00	1,143.00	1,029.00	2,172.00	2.48	9.46	8.92	9.19	141.53	120.87	115.36	236.39
NURS	2001-02	551.00	1,370.00	1,292.00	2,662.00	4.00	9.48	8.68	9.08	137.75	144.53	148.87	293.20
NURS	2002-03	598.00	1,271.00	1,310.00	2,581.00	4.76	8.30	9.72	9.01	125.61	153.13	134.80	286.49

FERRIS STATE UNIVERSITY

Student Credit Hours (SCH), Full Time Equated Faculty (FTEF) and SCH/FTEF Aggregated by Course Prefix within College and Department

Prefix	Year	<u>Student Credit Hours</u>				<u>Full Time Equated Faculty</u>				<u>SCH/FTEF</u>			
		Summer	Fall	Winter	F + W (a)	Summer	Fall	Winter	Avg F + W (b)	Summer	Fall	Winter	F + W (a / b)
<u>College of Allied Health Sciences</u>													
<u>Nursing Department</u>													
NURS	1998-99	792.00	2,057.00	1,494.00	3,551.00	7.31	14.55	15.96	15.26	108.34	141.37	93.60	232.77
NURS	1999-00	574.00	1,855.00	1,499.00	3,354.00	4.37	12.97	13.42	13.19	131.35	143.05	111.70	254.21

FERRIS STATE UNIVERSITY

Student Credit Hours (SCH), Full Time Equated Faculty (FTEF) and SCH/FTEF Aggregated by Course Prefix within College and Department

Prefix	Year	<u>Student Credit Hours</u>				<u>Full Time Equated Faculty</u>				<u>SCH/FTEF</u>			
		Summer	Fall	Winter	F + W (a)	Summer	Fall	Winter	Avg F + W (b)	Summer	Fall	Winter	F + W (a / b)
<u>College of Arts and Sciences</u>													
<u>Biological Sciences</u>													
BIOL	1998-99	1,805.00	5,497.00	5,430.00	10,927.00	9.30	18.48	16.62	17.55	194.04	297.51	326.75	622.71
BIOL	1999-00	1,725.00	5,058.00	5,092.00	10,150.00	9.22	18.74	18.00	18.37	187.00	269.94	282.84	552.52
BIOL	2000-01	1,474.00	5,523.00	5,381.00	10,904.00	8.59	18.79	18.67	18.73	171.60	294.01	288.15	582.18
BIOL	2001-02	1,370.00	6,681.00	5,861.00	12,542.00	7.53	20.12	19.05	19.58	182.00	332.08	307.65	640.40
BIOL	2002-03	1,619.00	7,492.00	6,159.00	13,651.00	8.31	21.74	20.99	21.37	194.76	344.56	293.40	638.86
HORT	1998-99	85.00	298.00	201.00	499.00	0.86	2.40	1.50	1.95	98.76	124.03	134.00	255.72
HORT	1999-00	104.00	388.00	254.00	642.00	0.80	2.15	1.77	1.96	130.73	180.66	143.10	327.33
HORT	2000-01	141.00	405.00	193.00	598.00	0.97	2.41	1.71	2.06	145.30	168.20	112.96	290.55
HORT	2001-02	108.00	326.00	251.00	577.00	0.84	2.41	1.79	2.10	128.25	135.39	140.54	275.17
HORT	2002-03	117.00	277.00	190.00	467.00	0.84	2.36	1.80	2.08	138.94	117.21	105.56	224.34
<u>College of Arts & Sciences</u>													
COAS	2002-03	0.00	7.00	0.00	7.00	0.00	0.08	0.00	0.04		91.00		182.00
<u>Humanities</u>													
ARTH	1998-99	0.00	144.00	258.00	402.00	0.00	0.25	0.50	0.38		576.00	516.00	1,072.00
ARTH	1999-00	46.00	147.00	228.00	375.00	0.25	0.25	0.50	0.38	184.00	588.00	456.00	1,000.00
ARTH	2000-01	52.00	183.00	237.00	420.00	0.35	0.50	0.50	0.50	147.82	366.00	474.00	840.00
ARTH	2001-02	31.00	210.00	255.00	465.00	0.19	0.58	0.58	0.58	166.00	360.00	437.14	797.14
ARTH	2002-03	0.00	249.00	364.00	613.00	0.00	0.75	0.83	0.79		332.00	436.80	774.32
ARTS	1998-99	64.00	339.00	579.00	918.00	0.25	1.25	2.00	1.62	256.00	271.20	289.50	564.92

FERRIS STATE UNIVERSITY

Student Credit Hours (SCH), Full Time Equated Faculty (FTEF) and SCH/FTEF Aggregated by Course Prefix within College and Department

Prefix	Year	<u>Student Credit Hours</u>				<u>Full Time Equated Faculty</u>				<u>SCH/FTEF</u>			
		Summer	Fall	Winter	F + W (a)	Summer	Fall	Winter	Avg F + W (b)	Summer	Fall	Winter	F + W (a / b)
<u>College of Arts and Sciences</u>													
<u>Humanities</u>													
ARTS	1999-00	45.00	475.00	567.00	1,042.00	0.25	1.75	2.00	1.88	180.00	271.43	283.50	555.73
ARTS	2000-01	49.00	471.00	567.00	1,038.00	0.25	1.75	2.00	1.87	196.00	269.14	283.50	553.60
ARTS	2001-02	48.00	531.00	564.00	1,095.00	0.25	2.00	2.00	2.00	192.00	265.50	282.00	547.50
ARTS	2002-03	57.00	582.00	606.00	1,188.00	0.25	2.25	2.25	2.25	228.00	258.67	269.33	528.00
COMH	1998-99	0.00	264.00	0.00	264.00	0.00	1.25	0.00	0.63		211.20		422.40
COMH	1999-00	0.00	264.00	0.00	264.00	0.00	1.25	0.00	0.63		211.20		422.40
COMH	2000-01	0.00	261.00	0.00	261.00	0.00	1.00	0.00	0.50		261.00		522.00
COMH	2001-02	0.00	333.00	0.00	333.00	0.00	1.38	0.00	0.69		242.18		484.36
COMH	2002-03	0.00	405.00	0.00	405.00	0.00	1.50	0.00	0.75		270.00		540.00
COMM	1998-99	746.00	3,321.00	3,655.00	6,976.00	3.50	10.44	11.68	11.06	213.14	318.25	312.97	630.92
COMM	1999-00	720.00	3,863.00	3,712.00	7,575.00	3.15	12.19	11.99	12.09	228.57	317.02	309.56	626.65
COMM	2000-01	661.00	4,207.00	4,295.00	8,502.00	2.91	13.87	13.88	13.87	227.15	303.42	309.55	612.97
COMM	2001-02	756.00	4,533.00	4,440.00	8,973.00	3.00	14.96	14.33	14.65	252.00	302.98	309.87	612.70
COMM	2002-03	627.00	4,857.00	4,646.00	9,503.00	3.00	15.50	16.75	16.13	209.00	313.35	277.37	589.33
HIST	1998-99	294.00	1,578.00	1,566.00	3,144.00	1.00	3.25	3.00	3.13	294.00	485.54	522.00	1,006.08
HIST	1999-00	282.00	1,584.00	1,503.00	3,087.00	1.75	3.50	3.25	3.38	161.14	452.57	462.46	914.67
HIST	2000-01	327.00	1,557.00	1,608.00	3,165.00	1.25	3.25	3.25	3.25	261.60	479.08	494.77	973.85
HIST	2001-02	378.00	1,947.00	2,028.00	3,975.00	1.25	4.00	4.25	4.13	302.40	486.75	477.18	963.64
HIST	2002-03	414.00	1,533.00	1,947.00	3,480.00	1.50	3.69	4.25	3.97	276.00	415.19	458.12	876.32
HUMN	1998-99	462.00	2,073.00	2,571.00	4,644.00	2.25	6.00	6.13	6.06	205.33	345.50	419.76	766.02

FERRIS STATE UNIVERSITY

Student Credit Hours (SCH), Full Time Equated Faculty (FTEF) and SCH/FTEF Aggregated by Course Prefix within College and Department

Prefix	Year	Student Credit Hours				Full Time Equated Faculty				SCH/FTEF			
		Summer	Fall	Winter	F + W (a)	Summer	Fall	Winter	Avg F + W (b)	Summer	Fall	Winter	F + W (a / b)
<u>College of Arts and Sciences</u>													
<u>Humanities</u>													
HUMN	1999-00	402.00	2,196.00	2,358.00	4,554.00	1.75	6.25	5.75	6.00	229.71	351.36	410.09	759.00
HUMN	2000-01	393.00	2,364.00	2,428.00	4,792.00	1.90	6.00	5.75	5.88	207.03	394.00	422.26	815.66
HUMN	2001-02	405.00	2,106.00	2,472.00	4,578.00	1.81	6.17	5.92	6.04	223.36	341.51	417.80	757.74
HUMN	2002-03	414.00	2,334.00	2,715.00	5,049.00	1.50	7.23	7.62	7.42	276.00	322.79	356.46	680.12
MUSI	1998-99	41.00	950.00	1,078.00	2,028.00	0.25	2.75	3.25	3.00	164.00	345.45	331.69	676.00
MUSI	1999-00	70.00	934.00	1,023.00	1,957.00	0.58	3.17	3.17	3.17	120.69	294.64	322.37	617.03
MUSI	2000-01	84.00	996.00	1,065.00	2,061.00	0.50	3.25	3.59	3.42	168.00	306.46	296.93	602.93
MUSI	2001-02	95.00	963.00	1,162.00	2,125.00	0.00	3.13	3.79	3.46		308.16	306.46	614.46
MUSI	2002-03	59.00	1,043.00	1,155.00	2,198.00	0.30	3.63	4.01	3.82	196.67	287.72	287.84	575.57
THTR	1998-99	0.00	240.00	247.00	487.00	0.00	2.00	1.57	1.79		120.00	157.18	272.72
THTR	1999-00	3.00	296.00	247.00	543.00	0.00	2.00	1.57	1.79		148.00	157.18	304.08
THTR	2000-01	3.00	328.00	230.00	558.00	0.00	2.00	1.63	1.81		164.00	141.54	307.86
THTR	2001-02	4.00	334.00	298.00	632.00	0.00	2.00	1.57	1.79		167.00	189.64	353.92
THTR	2002-03	0.00	312.00	264.00	576.00	0.00	2.26	2.00	2.13		138.05	132.00	270.42
<u>Language and Literature</u>													
ENGL	1998-99	1,494.00	9,003.00	7,380.00	16,383.00	6.74	35.60	30.20	32.90	221.70	252.92	244.40	498.01
ENGL	1999-00	1,528.00	9,309.00	6,947.00	16,256.00	6.43	37.15	29.15	33.15	237.69	250.61	238.31	490.40
ENGL	2000-01	1,638.00	9,482.00	7,696.00	17,178.00	8.09	38.48	31.75	35.11	202.45	246.43	242.39	489.21
ENGL	2001-02	1,872.00	10,165.00	7,896.00	18,061.00	7.83	39.85	32.50	36.18	239.08	255.06	242.95	499.24
ENGL	2002-03	1,928.00	9,510.00	7,938.00	17,448.00	9.37	40.81	32.96	36.88	205.76	233.03	240.87	473.06

FERRIS STATE UNIVERSITY

Student Credit Hours (SCH), Full Time Equated Faculty (FTEF) and SCH/FTEF Aggregated by Course Prefix within College and Department

Prefix	Year	<u>Student Credit Hours</u>				<u>Full Time Equated Faculty</u>				<u>SCH/FTEF</u>			
		Summer	Fall	Winter	F + W (a)	Summer	Fall	Winter	Avg F + W (b)	Summer	Fall	Winter	F + W (a / b)
<u>College of Arts and Sciences</u>													
<u>Language and Literature</u>													
FREN	1998-99	0.00	279.00	204.00	483.00	0.00	1.00	1.00	1.00		279.00	204.00	483.00
FREN	1999-00	129.00	289.00	259.00	548.00	0.83	0.92	1.00	0.96	155.42	313.08	259.00	569.92
FREN	2000-01	133.00	356.00	324.00	680.00	1.00	1.33	1.25	1.29	133.00	267.67	259.20	527.13
FREN	2001-02	191.00	422.00	364.00	786.00	0.82	1.66	1.66	1.66	233.44	254.22	219.28	473.49
FREN	2002-03	149.00	421.00	368.00	789.00	0.82	1.67	1.92	1.79	182.11	252.10	191.67	439.55
GERM	1998-99	0.00	253.00	212.00	465.00	0.00	1.00	1.00	1.00		253.00	212.00	465.00
GERM	1999-00	0.00	239.00	186.00	425.00	0.00	0.92	1.00	0.96		258.92	186.00	442.00
GERM	2000-01	0.00	218.00	199.00	417.00	0.00	1.00	1.00	1.00		218.00	199.00	417.00
GERM	2001-02	29.00	239.00	202.00	441.00	0.25	1.00	1.00	1.00	116.00	239.00	202.00	441.00
GERM	2002-03	0.00	219.00	197.00	416.00	0.00	1.00	1.00	1.00		219.00	197.00	416.00
IEPG	1998-99	288.00	252.00	224.00	476.00	3.25	3.50	3.00	3.25	88.62	72.00	74.67	146.46
IEPG	1999-00	188.00	404.00	288.00	692.00	2.57	2.84	3.00	2.92	73.11	142.15	96.00	236.90
IEPG	2000-01	332.00	696.00	0.00	696.00	3.00	4.50	0.00	2.25	110.67	154.67		309.33
JRNL	1999-00	0.00	81.00	111.00	192.00	0.00	0.25	0.75	0.50		324.00	148.00	384.00
JRNL	2000-01	0.00	93.00	81.00	174.00	0.00	0.58	0.33	0.46		159.43	243.00	379.64
JRNL	2001-02	0.00	144.00	114.00	258.00	0.00	0.92	0.67	0.79		157.09	171.00	325.89
JRNL	2002-03	0.00	111.00	180.00	291.00	0.00	0.67	1.25	0.96		166.50	144.00	303.65
LANG	2002-03	0.00	0.00	75.00	75.00	0.00	0.00	0.25	0.13			300.00	600.00
LITR	1998-99	204.00	1,296.00	1,368.00	2,664.00	0.75	5.25	5.74	5.50	272.00	246.86	238.33	484.80
LITR	1999-00	193.00	1,283.00	1,416.00	2,699.00	0.75	4.93	6.12	5.52	257.33	260.32	231.33	488.52

FERRIS STATE UNIVERSITY

Student Credit Hours (SCH), Full Time Equated Faculty (FTEF) and SCH/FTEF Aggregated by Course Prefix within College and Department

Prefix	Year	<u>Student Credit Hours</u>				<u>Full Time Equated Faculty</u>				<u>SCH/FTEF</u>			
		Summer	Fall	Winter	F + W (a)	Summer	Fall	Winter	Avg F + W (b)	Summer	Fall	Winter	F + W (a / b)
<u>College of Arts and Sciences</u>													
<u>Language and Literature</u>													
LITR	2000-01	135.00	1,323.00	1,410.00	2,733.00	0.75	5.94	6.09	6.01	180.00	222.75	231.65	454.51
LITR	2001-02	153.00	1,452.00	1,719.00	3,171.00	0.75	6.14	6.83	6.49	204.00	236.51	251.56	488.87
LITR	2002-03	261.00	1,689.00	1,893.00	3,582.00	1.79	7.65	9.22	8.44	145.81	220.85	205.25	424.65
SPAN	1998-99	152.00	972.00	620.00	1,592.00	0.66	3.00	3.00	3.00	230.30	324.00	206.67	530.67
SPAN	1999-00	172.00	895.00	752.00	1,647.00	0.66	3.00	3.33	3.17	260.61	298.33	225.83	520.38
SPAN	2000-01	205.00	875.00	595.00	1,470.00	1.24	3.67	3.33	3.50	165.32	238.42	178.68	420.00
SPAN	2001-02	123.00	911.00	855.00	1,766.00	0.65	3.33	3.33	3.33	189.76	273.57	256.76	530.33
SPAN	2002-03	192.00	948.00	943.00	1,891.00	1.57	3.33	4.00	3.67	122.36	284.68	235.75	515.96
TCOM	1998-99	18.00	45.00	24.00	69.00	0.39	0.58	0.33	0.46	46.55	77.14	72.00	150.55
TCOM	1999-00	18.00	24.00	78.00	102.00	0.33	0.33	0.50	0.42	54.55	72.00	156.00	244.80
TCOM	2000-01	22.00	0.00	0.00	0.00	0.33	0.00	0.00	0.00	66.67			
<u>Mathematics</u>													
CPSC	1998-99	0.00	84.00	45.00	129.00	0.00	0.58	0.52	0.55		144.00	86.09	233.26
CPSC	1999-00	0.00	0.00	30.00	30.00	0.00	0.00	0.25	0.13			120.00	240.00
CPSC	2000-01	30.00	60.00	56.00	116.00	0.25	0.25	0.29	0.27	120.88	240.00	196.00	433.07
CPSC	2001-02	39.00	69.00	32.00	101.00	0.25	0.25	0.33	0.29	155.43	276.00	96.00	346.29
CPSC	2002-03	0.00	47.00	120.00	167.00	0.00	0.53	0.58	0.56		88.13	205.71	299.10
LLLS	1999-00	0.00	22.00	0.00	22.00	0.00	0.00	0.00	0.00				
MATH	1998-99	1,147.00	9,540.00	7,536.00	17,076.00	5.75	27.98	23.90	25.94	199.51	341.00	315.35	658.37

FERRIS STATE UNIVERSITY

Student Credit Hours (SCH), Full Time Equated Faculty (FTEF) and SCH/FTEF Aggregated by Course Prefix within College and Department

Prefix	Year	<u>Student Credit Hours</u>				<u>Full Time Equated Faculty</u>				<u>SCH/FTEF</u>			
		Summer	Fall	Winter	F + W (a)	Summer	Fall	Winter	Avg F + W (b)	Summer	Fall	Winter	F + W (a / b)
<u>College of Arts and Sciences</u>													
<u>Mathematics</u>													
MATH	1999-00	1,240.00	9,209.00	7,532.00	16,741.00	6.94	27.49	23.16	25.32	178.67	334.99	325.22	661.05
MATH	2000-01	1,036.00	9,984.00	7,815.00	17,799.00	5.64	29.30	24.35	26.83	183.72	340.75	320.89	663.47
MATH	2001-02	1,173.00	10,398.00	8,037.00	18,435.00	5.83	30.39	24.32	27.35	201.23	342.15	330.51	673.96
MATH	2002-03	1,144.00	10,423.00	7,841.00	18,264.00	7.07	30.86	25.00	27.93	161.81	337.79	313.64	653.96
<u>Physical Sciences</u>													
ASTR	1998-99	76.00	192.00	30.00	222.00	0.44	0.71	0.08	0.40	171.00	268.80	361.45	556.89
ASTR	1999-00	88.00	296.00	159.00	455.00	0.40	0.63	0.50	0.56	220.00	473.60	318.00	808.89
ASTR	2000-01	88.00	180.00	144.00	324.00	0.42	0.63	0.44	0.53	209.52	288.00	324.00	605.92
ASTR	2001-02	80.00	0.00	220.00	220.00	0.40	0.00	0.56	0.28	200.00		396.00	792.00
ASTR	2002-03	84.00	292.00	300.00	592.00	0.40	0.60	0.60	0.60	210.00	486.67	500.00	986.67
CHEM	1998-99	685.00	3,623.00	3,424.00	7,047.00	3.67	10.22	10.87	10.54	186.70	354.40	315.12	668.32
CHEM	1999-00	632.00	3,390.00	3,356.00	6,746.00	3.98	10.14	11.36	10.75	158.95	334.31	295.53	627.65
CHEM	2000-01	532.00	3,785.00	3,134.00	6,919.00	3.13	10.57	11.70	11.14	169.95	358.02	267.76	621.19
CHEM	2001-02	589.00	3,735.00	3,418.00	7,153.00	3.64	10.27	11.14	10.71	161.77	363.50	306.71	667.91
CHEM	2002-03	644.00	4,279.00	3,462.00	7,741.00	3.44	11.08	12.69	11.88	187.38	386.29	272.90	651.52
GEOL	1998-99	0.00	235.00	75.00	310.00	0.00	0.80	0.43	0.61		293.75	175.00	504.65
GEOL	1999-00	12.00	257.00	28.00	285.00	0.27	0.80	0.44	0.62	44.44	321.25	63.00	458.04
GEOL	2000-01	16.00	340.00	81.00	421.00	0.27	1.00	0.33	0.67	59.70	340.00	243.00	631.50
GEOL	2001-02	0.00	341.00	47.00	388.00	0.00	1.00	0.44	0.72		341.00	105.75	537.23
GEOL	2002-03	9.00	263.00	99.00	362.00	0.00	1.00	0.67	0.83		263.00	148.57	434.49

FERRIS STATE UNIVERSITY

Student Credit Hours (SCH), Full Time Equated Faculty (FTEF) and SCH/FTEF Aggregated by Course Prefix within College and Department

Prefix	Year	Student Credit Hours				Full Time Equated Faculty				SCH/FTEF			
		Summer	Fall	Winter	F + W (a)	Summer	Fall	Winter	Avg F + W (b)	Summer	Fall	Winter	F + W (a / b)
<u>College of Arts and Sciences</u>													
<u>Physical Sciences</u>													
INCT	1998-99	0.00	56.00	78.00	134.00	0.00	0.67	0.80	0.73		84.00	97.83	183.07
INCT	1999-00	15.00	62.00	70.00	132.00	0.37	0.80	0.80	0.80	40.54	77.50	87.80	165.28
INCT	2000-01	18.00	63.00	89.00	152.00	0.17	0.67	0.83	0.75	105.88	94.50	106.76	202.62
INCT	2001-02	0.00	50.00	53.00	103.00	0.00	0.67	0.80	0.73		75.00	66.48	140.71
INCT	2002-03	0.00	36.00	0.00	36.00	0.00	0.67	0.00	0.33		54.00		108.00
PHSC	1999-00	0.00	0.00	196.00	196.00	0.00	0.00	0.56	0.28			352.80	705.60
PHSC	2000-01	0.00	0.00	256.00	256.00	0.00	0.00	0.67	0.33			384.00	768.00
PHSC	2001-02	0.00	176.00	272.00	448.00	0.00	0.85	0.71	0.78		207.00	385.51	575.92
PHSC	2002-03	0.00	172.00	280.00	452.00	0.00	0.67	0.67	0.67		258.00	420.00	678.00
PHYS	1998-99	180.00	1,459.00	1,601.00	3,060.00	0.99	4.39	4.20	4.29	181.72	332.17	381.51	712.56
PHYS	1999-00	191.00	1,486.00	1,437.00	2,923.00	1.74	3.89	4.26	4.08	109.77	381.84	336.93	716.71
PHYS	2000-01	143.00	1,381.00	1,422.00	2,803.00	1.10	4.32	4.41	4.37	130.40	319.43	322.65	642.11
PHYS	2001-02	152.00	1,327.00	1,414.00	2,741.00	0.87	4.03	4.36	4.19	174.71	329.46	324.23	653.48
PHYS	2002-03	36.00	1,469.00	1,525.00	2,994.00	0.40	4.30	4.59	4.44	90.00	341.25	332.61	673.58
<u>Social Sciences</u>													
ANTH	1998-99	0.00	327.00	354.00	681.00	0.00	1.00	1.00	1.00		327.00	354.00	681.00
ANTH	1999-00	0.00	279.00	369.00	648.00	0.00	1.00	1.25	1.13		279.00	295.20	576.00
ANTH	2000-01	0.00	297.00	258.00	555.00	0.00	0.80	1.00	0.90		371.25	258.00	616.67
ANTH	2001-02	51.00	333.00	414.00	747.00	0.25	1.00	1.00	1.00	204.00	333.00	414.00	747.00
ANTH	2002-03	11.00	463.00	429.00	892.00	0.00	1.25	1.00	1.13		370.40	429.00	792.89

FERRIS STATE UNIVERSITY

Student Credit Hours (SCH), Full Time Equated Faculty (FTEF) and SCH/FTEF Aggregated by Course Prefix within College and Department

Prefix	Year	<u>Student Credit Hours</u>				<u>Full Time Equated Faculty</u>				<u>SCH/FTEF</u>			
		Summer	Fall	Winter	F + W (a)	Summer	Fall	Winter	Avg F + W (b)	Summer	Fall	Winter	F + W (a / b)
<u>College of Arts and Sciences</u>													
<u>Social Sciences</u>													
GEOG	1998-99	174.00	934.00	778.00	1,712.00	0.58	2.50	2.25	2.38	300.00	373.60	345.78	720.84
GEOG	1999-00	162.00	773.00	847.00	1,620.00	0.58	2.00	2.50	2.25	279.31	386.50	338.80	720.00
GEOG	2000-01	183.00	901.00	967.00	1,868.00	0.50	2.50	2.75	2.63	366.00	360.40	351.64	711.62
GEOG	2001-02	183.00	1,034.00	882.00	1,916.00	0.50	2.50	2.75	2.63	366.00	413.60	320.73	729.90
GEOG	2002-03	201.00	1,081.00	1,191.00	2,272.00	0.75	3.00	3.25	3.13	268.00	360.33	366.46	727.04
PLSC	1998-99	288.00	783.00	924.00	1,707.00	1.41	2.00	2.08	2.04	204.26	391.50	444.23	836.76
PLSC	1999-00	247.00	882.00	1,120.00	2,002.00	1.08	1.94	2.33	2.14	228.70	454.10	480.69	937.20
PLSC	2000-01	360.00	1,054.00	1,131.00	2,185.00	1.75	2.64	2.25	2.45	205.71	398.86	502.67	893.20
PLSC	2001-02	537.00	966.00	1,212.00	2,178.00	2.16	2.50	2.88	2.69	248.61	386.40	421.57	810.42
PLSC	2002-03	639.00	1,081.00	1,330.00	2,411.00	2.50	2.71	3.08	2.90	255.60	398.34	431.82	832.27
PSYC	1998-99	597.00	3,111.00	3,135.00	6,246.00	2.00	7.50	7.00	7.25	298.50	414.80	447.86	861.52
PSYC	1999-00	615.00	3,003.00	3,153.00	6,156.00	1.75	7.50	6.83	7.17	351.43	400.40	461.41	858.98
PSYC	2000-01	654.00	3,348.00	3,123.00	6,471.00	2.00	8.50	7.58	8.04	327.00	393.88	412.01	804.85
PSYC	2001-02	595.00	3,483.00	3,514.00	6,997.00	1.75	8.89	8.00	8.44	340.00	391.94	439.25	828.70
PSYC	2002-03	609.00	3,468.00	3,559.00	7,027.00	2.09	8.41	8.41	8.41	291.26	412.37	423.19	835.55
SCWK	1998-99	467.00	999.00	1,216.00	2,215.00	3.68	7.13	8.09	7.61	126.81	140.20	150.31	291.15
SCWK	1999-00	588.00	919.00	1,159.00	2,078.00	3.99	6.84	8.40	7.62	147.37	134.28	137.96	272.61
SCWK	2000-01	386.00	771.00	917.00	1,688.00	2.99	6.70	6.73	6.71	129.10	115.08	136.26	251.38
SCWK	2001-02	215.00	632.00	768.00	1,400.00	2.32	6.09	6.07	6.08	92.75	103.78	126.52	230.27
SCWK	2002-03	325.00	645.00	795.00	1,440.00	3.75	4.92	5.66	5.29	86.67	131.01	140.46	272.13

FERRIS STATE UNIVERSITY

Student Credit Hours (SCH), Full Time Equated Faculty (FTEF) and SCH/FTEF Aggregated by Course Prefix within College and Department

Prefix	Year	<u>Student Credit Hours</u>				<u>Full Time Equated Faculty</u>				<u>SCH/FTEF</u>			
		Summer	Fall	Winter	F + W (a)	Summer	Fall	Winter	Avg F + W (b)	Summer	Fall	Winter	F + W (a / b)
<u>College of Arts and Sciences</u>													
<u>Social Sciences</u>													
SOCY	1998-99	279.00	2,187.00	2,670.00	4,857.00	1.00	5.67	5.75	5.71	279.00	385.51	464.35	850.38
SOCY	1999-00	387.00	2,397.00	2,397.00	4,794.00	1.25	6.50	6.25	6.38	309.60	368.77	383.52	752.00
SOCY	2000-01	351.00	2,229.00	2,688.00	4,917.00	1.00	5.29	7.00	6.14	351.00	421.36	384.00	800.16
SOCY	2001-02	312.00	2,499.00	2,565.00	5,064.00	1.25	6.50	6.00	6.25	249.60	384.46	427.50	810.24
SOCY	2002-03	294.00	2,757.00	2,658.00	5,415.00	1.00	7.00	7.00	7.00	294.00	393.86	379.71	773.57
SSCI	1998-99	0.00	386.00	334.00	720.00	0.00	1.50	0.97	1.24		257.33	343.54	582.47
SSCI	1999-00	0.00	312.00	286.00	598.00	0.00	1.41	0.70	1.05		221.94	408.20	567.79
SSCI	2000-01	0.00	291.00	254.00	545.00	0.00	0.77	1.14	0.95		379.10	223.65	572.68
SSCI	2001-02	0.00	269.00	373.00	642.00	0.00	0.63	1.18	0.90		429.39	315.21	709.47
SSCI	2002-03	0.00	246.00	402.00	648.00	0.00	0.79	1.20	0.99		312.05	335.00	651.80

FERRIS STATE UNIVERSITY

Student Credit Hours (SCH), Full Time Equated Faculty (FTEF) and SCH/FTEF Aggregated by Course Prefix within College and Department

Prefix	Year	<u>Student Credit Hours</u>				<u>Full Time Equated Faculty</u>				<u>SCH/FTEF</u>			
		Summer	Fall	Winter	F + W (a)	Summer	Fall	Winter	Avg F + W (b)	Summer	Fall	Winter	F + W (a / b)
<u>College of Business</u>													
<u>Accountancy, Finance, Econ. & Statis</u>													
ACCT	2002-03	0.00	0.00	2,229.00	2,229.00	0.00	0.00	9.25	4.63			240.97	481.95
ECON	2002-03	0.00	0.00	1,734.00	1,734.00	0.00	0.00	4.00	2.00			433.50	867.00
FINC	2002-03	0.00	0.00	873.00	873.00	0.00	0.00	3.50	1.75			249.43	498.86
STQM	2002-03	0.00	0.00	978.00	978.00	0.00	0.00	3.75	1.88			260.80	521.60
<u>Accountancy/Computer Info Systems</u>													
ACCT	1998-99	415.00	2,517.00	2,349.00	4,866.00	1.50	9.75	9.85	9.80	276.67	258.15	238.48	496.53
ACCT	1999-00	499.00	2,478.00	2,605.00	5,083.00	1.88	9.30	10.25	9.78	266.13	266.45	254.15	520.00
CISM	1998-99	1,244.00	706.00	558.00	1,264.00	9.78	4.85	6.04	5.44	127.22	145.64	92.36	232.16
CISM	1999-00	933.00	51.00	183.00	234.00	7.28	0.18	1.25	0.72	128.15	280.50	146.40	326.86
COQI	1998-99	90.00	45.00	15.00	60.00	0.68	0.40	0.25	0.32	133.33	113.68	60.00	185.81
ISYS	1998-99	1,083.00	5,150.00	4,682.00	9,832.00	4.00	19.20	17.42	18.31	270.75	268.18	268.84	536.99
ISYS	1999-00	1,096.00	5,246.00	4,752.00	9,998.00	3.83	20.57	18.08	19.33	285.91	255.05	262.78	517.34
MISM	1999-00	475.00	820.00	891.00	1,711.00	5.25	6.49	6.33	6.41	90.56	126.32	140.68	266.82
OSYS	1998-99	0.00	87.00	0.00	87.00	0.00	0.40	0.00	0.20		217.50		435.00
<u>Accountancy/Econ/Applied Stats</u>													
ACCT	2000-01	485.00	2,373.00	2,583.00	4,956.00	2.00	10.08	10.00	10.04	242.50	235.42	258.30	493.63

FERRIS STATE UNIVERSITY

Student Credit Hours (SCH), Full Time Equated Faculty (FTEF) and SCH/FTEF Aggregated by Course Prefix within College and Department

Prefix	Year	<u>Student Credit Hours</u>				<u>Full Time Equated Faculty</u>				<u>SCH/FTEF</u>			
		Summer	Fall	Winter	F + W (a)	Summer	Fall	Winter	Avg F + W (b)	Summer	Fall	Winter	F + W (a / b)
<u>College of Business</u>													
<u>Accountancy/Econ/Applied Stats</u>													
ACCT	2001-02	423.00	2,424.00	2,469.00	4,893.00	2.00	10.00	9.75	9.88	211.50	242.40	253.23	495.49
ACCT	2002-03	336.00	2,655.00	0.00	2,655.00	2.00	10.25	0.00	5.13	168.00	259.02		518.05
ECON	2000-01	402.00	1,686.00	1,821.00	3,507.00	1.00	4.00	4.25	4.13	402.00	421.50	428.47	850.18
ECON	2001-02	444.00	1,572.00	1,752.00	3,324.00	1.25	4.00	4.00	4.00	355.20	393.00	438.00	831.00
ECON	2002-03	402.00	1,740.00	0.00	1,740.00	0.92	4.00	0.00	2.00	436.96	435.00		870.00
STQM	2000-01	288.00	864.00	882.00	1,746.00	1.25	3.83	3.09	3.46	230.40	225.39	285.13	504.14
STQM	2001-02	249.00	900.00	1,050.00	1,950.00	1.50	3.50	4.00	3.75	166.00	257.14	262.50	520.00
STQM	2002-03	255.00	849.00	0.00	849.00	1.25	3.75	0.00	1.88	204.00	226.40		452.80
<u>College of Business Graduate Program</u>													
MISM	2002-03	0.00	0.00	759.00	759.00	0.00	0.00	7.25	3.62			104.69	209.38
<u>Computer Information Systems Dept</u>													
CISM	2000-01	687.00	87.00	81.00	168.00	5.81	0.50	0.50	0.50	118.31	174.00	162.00	336.00
CISM	2001-02	486.00	105.00	84.00	189.00	2.91	0.50	0.75	0.63	167.03	210.00	112.00	302.40
CISM	2002-03	210.00	0.00	0.00	0.00	0.95	0.00	0.00	0.00	220.42			
CIST	2002-03	0.00	57.00	39.00	96.00	0.00	0.67	0.67	0.67		85.50	58.50	144.00
ISYS	2000-01	939.00	4,989.00	4,968.00	9,957.00	3.67	19.75	18.90	19.32	256.09	252.61	262.86	515.24
ISYS	2001-02	882.00	4,743.00	4,895.00	9,638.00	3.81	19.00	18.61	18.80	231.70	249.63	263.05	512.55
ISYS	2002-03	822.00	4,278.00	4,079.00	8,357.00	4.05	18.77	17.23	18.00	203.19	227.98	236.69	464.30

FERRIS STATE UNIVERSITY

Student Credit Hours (SCH), Full Time Equated Faculty (FTEF) and SCH/FTEF Aggregated by Course Prefix within College and Department

Prefix	Year	<u>Student Credit Hours</u>				<u>Full Time Equated Faculty</u>				<u>SCH/FTEF</u>			
		Summer	Fall	Winter	F + W (a)	Summer	Fall	Winter	Avg F + W (b)	Summer	Fall	Winter	F + W (a / b)
<u>College of Business</u>													
<u>Computer Information Systems Dept</u>													
MISM	2000-01	697.00	1,127.00	1,147.00	2,274.00	6.19	9.11	7.55	8.33	112.62	123.71	151.89	272.96
MISM	2001-02	521.00	1,177.00	1,111.00	2,288.00	5.11	8.33	7.92	8.12	101.96	141.30	140.34	281.66
MISM	2002-03	495.00	929.00	0.00	929.00	4.34	7.25	0.00	3.62	114.06	128.14		256.28
<u>Economics/Applied Statistics</u>													
ECON	1998-99	423.00	1,635.00	1,650.00	3,285.00	1.75	4.75	4.75	4.75	241.71	344.21	347.37	691.58
ECON	1999-00	381.00	1,485.00	1,698.00	3,183.00	1.50	4.25	4.25	4.25	254.00	349.41	399.53	748.94
STQM	1998-99	435.00	1,002.00	1,113.00	2,115.00	2.41	3.42	4.00	3.71	180.57	293.27	278.25	570.34
STQM	1999-00	396.00	897.00	942.00	1,839.00	2.25	3.00	3.17	3.08	176.00	299.00	297.47	596.43
<u>Management</u>													
BLAW	1998-99	351.00	1,193.00	1,459.00	2,652.00	1.25	4.83	4.42	4.63	280.80	246.83	329.83	572.98
BLAW	1999-00	327.00	1,032.00	1,465.00	2,497.00	1.00	3.81	4.42	4.12	327.00	270.57	331.45	606.50
BLAW	2000-01	303.00	1,065.00	1,174.00	2,239.00	1.25	3.67	3.67	3.67	242.40	290.45	319.89	610.36
BLAW	2001-02	309.00	1,227.00	1,180.00	2,407.00	1.00	4.11	3.39	3.75	309.00	298.46	347.67	641.43
BLAW	2002-03	233.00	1,260.00	1,335.00	2,595.00	1.00	4.12	4.14	4.13	233.00	305.76	322.15	627.96
BUSN	1998-99	0.00	513.00	300.00	813.00	0.00	1.93	1.50	1.72		266.00	199.75	473.99
BUSN	1999-00	0.00	651.00	438.00	1,089.00	0.00	3.03	1.93	2.48		214.54	227.11	438.86
BUSN	2000-01	30.00	729.00	435.00	1,164.00	0.25	2.00	1.25	1.63	120.00	364.50	348.00	716.31
BUSN	2001-02	24.00	657.00	354.00	1,011.00	0.25	2.17	1.00	1.58	96.00	303.23	354.00	638.53
BUSN	2002-03	0.00	666.00	447.00	1,113.00	0.00	3.00	1.52	2.26		222.00	293.55	492.18

FERRIS STATE UNIVERSITY

Student Credit Hours (SCH), Full Time Equated Faculty (FTEF) and SCH/FTEF Aggregated by Course Prefix within College and Department

Prefix	Year	<u>Student Credit Hours</u>				<u>Full Time Equated Faculty</u>				<u>SCH/FTEF</u>			
		Summer	Fall	Winter	F + W (a)	Summer	Fall	Winter	Avg F + W (b)	Summer	Fall	Winter	F + W (a / b)
<u>College of Business</u>													
<u>Management</u>													
FINC	1998-99	333.00	756.00	663.00	1,419.00	2.00	3.00	2.75	2.88	166.65	252.00	241.09	493.57
FINC	1999-00	255.00	966.00	705.00	1,671.00	0.75	4.25	3.25	3.75	340.00	227.29	216.92	445.60
FINC	2000-01	228.00	978.00	786.00	1,764.00	0.75	3.50	2.88	3.19	304.00	279.43	273.39	553.41
FINC	2001-02	246.00	852.00	861.00	1,713.00	0.75	3.27	3.00	3.14	328.00	260.33	287.00	546.17
FINC	2002-03	366.00	885.00	0.00	885.00	1.50	3.92	0.00	1.96	244.00	225.96		451.91
HOMT	2002-03	0.00	0.00	184.00	184.00	0.00	0.00	1.61	0.81			113.97	227.94
INSR	1998-99	0.00	39.00	150.00	189.00	0.00	0.50	0.75	0.63		78.00	200.00	302.40
INSR	1999-00	0.00	42.00	32.00	74.00	0.00	0.33	0.40	0.37		126.00	80.00	201.82
INSR	2000-01	0.00	45.00	36.00	81.00	0.00	0.25	0.25	0.25		180.00	144.00	324.00
INSR	2001-02	0.00	60.00	0.00	60.00	0.00	0.25	0.00	0.13		240.00		480.00
INSR	2002-03	0.00	0.00	51.00	51.00	0.00	0.00	0.25	0.13			204.00	408.00
INTB	1998-99	15.00	387.00	378.00	765.00	0.25	2.33	2.25	2.29	60.00	165.86	168.00	333.82
INTB	1999-00	93.00	294.00	330.00	624.00	0.50	2.00	2.52	2.26	186.00	147.00	130.99	276.15
INTB	2000-01	66.00	318.00	387.00	705.00	0.75	1.75	2.63	2.19	88.00	181.71	147.43	322.29
INTB	2001-02	75.00	285.00	309.00	594.00	0.75	1.64	1.88	1.76	100.00	173.63	164.80	337.84
INTB	2002-03	165.00	333.00	258.00	591.00	1.25	1.75	1.75	1.75	132.00	190.29	147.55	337.85
LLAW	1998-99	2.00	135.00	150.00	285.00	0.00	1.08	1.50	1.29		124.62	100.00	220.65
LLAW	1999-00	0.00	186.00	172.00	358.00	0.00	0.92	1.34	1.13		202.91	128.68	317.75
LLAW	2000-01	0.00	150.00	159.00	309.00	0.00	0.91	1.40	1.16		164.23	113.79	267.46
LLAW	2001-02	0.00	247.00	268.00	515.00	0.00	0.81	1.25	1.03		305.81	213.84	499.77

FERRIS STATE UNIVERSITY

Student Credit Hours (SCH), Full Time Equated Faculty (FTEF) and SCH/FTEF Aggregated by Course Prefix within College and Department

Prefix	Year	Student Credit Hours				Full Time Equated Faculty				SCH/FTEF			
		Summer	Fall	Winter	F + W (a)	Summer	Fall	Winter	Avg F + W (b)	Summer	Fall	Winter	F + W (a / b)
<u>College of Business</u>													
<u>Management</u>													
LLAW	2002-03	0.00	226.00	208.00	434.00	0.00	1.13	1.25	1.19		200.16	165.97	364.34
MGMT	1998-99	779.00	2,150.00	2,247.00	4,397.00	3.16	9.65	9.17	9.41	246.38	222.76	244.93	467.13
MGMT	1999-00	503.00	2,325.00	2,549.00	4,874.00	2.08	8.60	8.32	8.46	241.83	270.33	306.53	576.25
MGMT	2000-01	665.00	2,249.00	2,452.00	4,701.00	3.08	8.54	7.88	8.21	215.91	263.50	311.37	572.94
MGMT	2001-02	481.00	2,352.00	2,977.00	5,329.00	2.08	7.74	9.41	8.58	231.25	303.70	316.37	621.30
MGMT	2002-03	639.00	2,278.00	2,954.00	5,232.00	2.73	8.08	9.97	9.03	234.30	281.81	296.33	579.66
REAL	1998-99	0.00	48.00	90.00	138.00	0.00	0.25	0.52	0.39		192.00	172.17	357.18
REAL	1999-00	0.00	72.00	123.00	195.00	0.00	0.50	0.50	0.50		144.00	246.00	390.00
REAL	2000-01	0.00	63.00	96.00	159.00	0.00	0.25	0.27	0.26		252.00	352.00	608.35
REAL	2001-02	0.00	69.00	114.00	183.00	0.00	0.25	0.50	0.38		274.63	228.00	487.19
REAL	2002-03	0.00	30.00	123.00	153.00	0.00	0.25	0.77	0.51		120.00	159.18	299.20
RFIM	2002-03	0.00	0.00	280.00	280.00	0.00	0.00	2.14	1.07			131.11	262.23
<u>Marketing</u>													
ADVG	1998-99	114.00	670.00	627.00	1,297.00	0.25	2.17	2.42	2.29	456.00	309.23	259.45	565.96
ADVG	1999-00	147.00	613.00	796.00	1,409.00	0.50	2.17	2.42	2.29	294.00	282.92	329.38	614.84
ADVG	2000-01	114.00	692.00	739.00	1,431.00	0.25	1.92	2.42	2.17	456.00	361.04	305.79	660.46
ADVG	2001-02	126.00	647.00	660.00	1,307.00	0.50	1.92	2.42	2.17	252.00	337.57	273.10	603.23
ADVG	2002-03	120.00	665.00	597.00	1,262.00	0.50	1.92	2.00	1.96	240.00	346.96	298.50	644.43
ECOM	2000-01	0.00	0.00	24.00	24.00	0.00	0.00	0.25	0.13			96.00	192.00

FERRIS STATE UNIVERSITY

Student Credit Hours (SCH), Full Time Equated Faculty (FTEF) and SCH/FTEF Aggregated by Course Prefix within College and Department

Prefix	Year	<u>Student Credit Hours</u>				<u>Full Time Equated Faculty</u>				<u>SCH/FTEF</u>			
		Summer	Fall	Winter	F + W (a)	Summer	Fall	Winter	Avg F + W (b)	Summer	Fall	Winter	F + W (a / b)
<u>College of Business</u>													
<u>Marketing</u>													
ECOM	2001-02	33.00	21.00	30.00	51.00	0.25	0.25	0.33	0.29	132.00	84.00	90.00	174.86
ECOM	2002-03	99.00	33.00	111.00	144.00	0.50	0.25	0.50	0.38	198.00	132.00	222.00	384.00
FSMT	1998-99	70.00	495.00	268.00	763.00	1.06	2.60	1.62	2.11	66.30	190.17	165.22	361.18
FSMT	1999-00	44.00	361.00	307.00	668.00	0.28	2.34	2.02	2.18	157.47	154.44	151.60	306.25
FSMT	2000-01	32.00	313.00	0.00	313.00	0.59	2.24	0.00	1.12	53.81	139.66		279.32
HOMT	2000-01	0.00	0.00	139.00	139.00	0.00	0.00	1.76	0.88			78.99	157.99
HOMT	2001-02	21.00	65.00	187.00	252.00	0.23	0.99	1.95	1.47	89.57	65.77	95.98	171.62
HOMT	2002-03	26.00	80.00	0.00	80.00	0.27	0.98	0.00	0.49	95.50	81.66		163.32
HSMT	1998-99	21.00	90.00	234.00	324.00	0.44	0.79	1.88	1.34	47.28	113.23	124.61	242.45
HSMT	1999-00	30.00	98.00	205.00	303.00	0.22	0.91	1.88	1.39	136.00	107.39	109.33	217.39
HSMT	2000-01	28.00	101.00	0.00	101.00	0.91	1.01	0.00	0.50	30.93	100.11		200.22
MIMG	1998-99	10.00	79.00	0.00	79.00	0.00	0.25	0.00	0.13		316.00		632.00
MIMG	1999-00	6.00	57.00	2.00	59.00	0.00	0.75	0.17	0.46		76.00	12.00	128.73
MIMG	2000-01	12.00	81.00	4.00	85.00	0.00	0.75	0.33	0.54		108.00	12.00	156.92
MIMG	2001-02	2.00	85.00	4.00	89.00	0.00	0.88	0.33	0.60		97.14	12.00	147.31
MIMG	2002-03	12.00	110.00	17.00	127.00	0.20	0.63	0.40	0.51	60.00	176.00	42.50	247.80
MKTG	1998-99	685.00	1,977.00	2,088.00	4,065.00	2.30	8.53	7.32	7.92	297.83	231.77	285.32	512.99
MKTG	1999-00	723.00	2,061.00	2,163.00	4,224.00	2.75	8.50	7.50	8.00	262.91	242.47	288.40	528.00
MKTG	2000-01	789.00	1,980.00	1,917.00	3,897.00	3.00	8.00	7.00	7.50	263.00	247.50	273.86	519.60
MKTG	2001-02	780.00	2,061.00	1,962.00	4,023.00	3.42	7.50	6.25	6.88	228.29	274.80	313.92	585.16

FERRIS STATE UNIVERSITY

Student Credit Hours (SCH), Full Time Equated Faculty (FTEF) and SCH/FTEF Aggregated by Course Prefix within College and Department

Prefix	Year	Student Credit Hours				Full Time Equated Faculty				SCH/FTEF			
		Summer	Fall	Winter	F + W (a)	Summer	Fall	Winter	Avg F + W (b)	Summer	Fall	Winter	F + W (a / b)
<u>College of Business</u>													
<u>Marketing</u>													
MKTG	2002-03	624.00	1,923.00	2,073.00	3,996.00	2.44	7.25	6.75	7.00	255.45	265.24	307.11	570.86
PGMG	1998-99	268.00	283.00	158.00	441.00	1.00	0.88	0.88	0.88	268.00	321.59	179.55	501.14
PGMG	1999-00	300.00	307.00	149.00	456.00	0.88	0.88	0.88	0.88	340.91	348.86	169.32	518.18
PGMG	2000-01	264.00	326.00	169.00	495.00	0.88	0.88	0.88	0.88	300.00	370.45	192.05	562.50
PGMG	2001-02	242.00	330.00	186.00	516.00	0.88	0.88	0.88	0.88	275.00	375.00	211.36	586.36
PGMG	2002-03	248.00	246.00	170.00	416.00	0.88	0.88	0.88	0.88	281.82	279.55	193.18	472.73
PREL	1998-99	8.00	102.00	132.00	234.00	0.00	0.75	1.00	0.88		136.00	132.00	267.43
PREL	1999-00	6.00	129.00	171.00	300.00	0.00	0.77	0.75	0.76		167.70	228.00	394.94
PREL	2000-01	9.00	232.00	177.00	409.00	0.00	1.00	1.00	1.00		232.00	177.00	409.00
PREL	2001-02	18.00	260.00	303.00	563.00	0.00	1.00	1.50	1.25		260.00	202.00	450.40
PREL	2002-03	33.00	376.00	370.00	746.00	0.00	1.25	1.75	1.50		300.80	211.43	497.33
PTMG	1998-99	48.00	197.00	94.00	291.00	0.50	0.20	0.20	0.20	96.00	960.98	458.54	1,419.51
PTMG	1999-00	52.00	142.00	66.00	208.00	0.20	0.20	0.20	0.20	253.66	692.68	321.95	1,014.63
PTMG	2000-01	58.00	139.00	90.00	229.00	0.20	0.20	0.20	0.20	282.93	678.05	439.02	1,117.07
PTMG	2001-02	68.00	189.00	88.00	277.00	0.20	0.21	0.20	0.21	331.71	921.95	429.27	1,351.22
PTMG	2002-03	50.00	132.00	62.00	194.00	0.20	0.20	0.20	0.20	243.90	643.90	302.44	946.34
RETG	1998-99	180.00	474.00	534.00	1,008.00	0.75	1.75	2.00	1.88	240.00	270.86	267.00	537.60
RETG	1999-00	216.00	573.00	636.00	1,209.00	0.75	2.25	2.00	2.13	288.00	254.67	318.00	568.94
RETG	2000-01	237.00	477.00	426.00	903.00	0.75	1.75	1.50	1.63	316.00	272.57	284.00	555.69
RETG	2001-02	306.00	485.00	501.00	986.00	0.83	1.75	1.50	1.63	367.20	277.14	334.00	606.77

FERRIS STATE UNIVERSITY

Student Credit Hours (SCH), Full Time Equated Faculty (FTEF) and SCH/FTEF Aggregated by Course Prefix within College and Department

Prefix	Year	<u>Student Credit Hours</u>				<u>Full Time Equated Faculty</u>				<u>SCH/FTEF</u>			
		Summer	Fall	Winter	F + W (a)	Summer	Fall	Winter	Avg F + W (b)	Summer	Fall	Winter	F + W (a / b)
<u>College of Business</u>													
<u>Marketing</u>													
RETG	2002-03	261.00	498.00	501.00	999.00	1.00	1.75	1.75	1.75	261.00	284.57	286.29	570.86
RFIM	2000-01	0.00	0.00	318.00	318.00	0.00	0.00	2.08	1.04			152.91	305.82
RFIM	2001-02	43.00	324.00	280.00	604.00	0.27	2.43	1.63	2.03	161.93	133.24	172.03	297.58
RFIM	2002-03	35.00	352.00	0.00	352.00	1.23	2.27	0.00	1.14	28.51	155.04		310.09
VISC	1998-99	4.00	1,629.00	1,219.00	2,848.00	1.00	7.99	7.99	7.99	4.00	203.88	152.57	356.45
VISC	1999-00	0.00	1,501.00	1,198.00	2,699.00	0.00	7.92	7.33	7.63		189.52	163.44	353.97
VISC	2000-01	0.00	1,640.00	1,241.00	2,881.00	0.00	6.00	6.73	6.36		273.33	184.40	452.63
VISC	2001-02	0.00	844.00	768.00	1,612.00	0.00	7.34	5.20	6.27		114.93	147.58	256.94
VISC	2002-03	0.00	247.00	250.00	497.00	0.00	2.08	1.82	1.95		118.73	137.25	254.75
VISD	2001-02	0.00	501.00	429.00	930.00	0.00	3.67	2.62	3.14		136.64	163.57	295.74
VISD	2002-03	0.00	867.00	765.00	1,632.00	0.00	4.96	4.93	4.95		174.72	155.22	330.01

FERRIS STATE UNIVERSITY

Student Credit Hours (SCH), Full Time Equated Faculty (FTEF) and SCH/FTEF Aggregated by Course Prefix within College and Department

Prefix	Year	<u>Student Credit Hours</u>				<u>Full Time Equated Faculty</u>				<u>SCH/FTEF</u>			
		Summer	Fall	Winter	F + W (a)	Summer	Fall	Winter	Avg F + W (b)	Summer	Fall	Winter	F + W (a / b)
<u>College of Education</u>													
<u>Child Development</u>													
EDCD	1998-99	76.00	436.00	482.00	918.00	0.57	2.38	2.58	2.48	133.33	183.19	186.82	370.16
EDCD	1999-00	63.00	384.00	406.00	790.00	0.48	2.06	2.09	2.07	131.25	186.66	194.26	380.98
EDCD	2000-01	19.00	365.00	0.00	365.00	0.25	1.50	0.00	0.75	76.00	242.53		485.07
<u>Criminal Justice</u>													
CRIM	1998-99	1,154.00	2,823.00	2,832.00	5,655.00	9.46	11.30	10.79	11.04	121.99	249.90	262.59	512.19
CRIM	1999-00	1,239.00	2,963.00	3,122.00	6,085.00	8.35	12.33	12.62	12.47	148.38	240.25	247.48	487.81
CRIM	2000-01	1,280.00	3,141.00	0.00	3,141.00	9.34	13.31	0.00	6.66	137.04	235.99		471.98
MSCI	1998-99	6.00	16.00	15.00	31.00	0.00	0.00	0.00	0.00				
MSCI	1999-00	6.00	37.00	41.00	78.00	0.00	0.00	0.00	0.00				
MSCI	2000-01	0.00	53.00	0.00	53.00	0.00	0.00	0.00	0.00				
<u>Leisure Studies and Wellness</u>													
HLTH	1998-99	62.00	459.00	320.00	779.00	0.33	1.71	1.00	1.35	186.00	268.68	320.00	575.26
HLTH	1999-00	34.00	360.00	342.00	702.00	0.32	1.40	1.34	1.37	107.11	257.00	255.86	512.89
HLTH	2000-01	48.00	287.00	0.00	287.00	0.34	1.39	0.00	0.70	142.86	206.32		412.65
PHED	1998-99	181.00	751.00	775.00	1,526.00	0.73	2.35	2.18	2.27	248.40	319.01	355.50	673.11
PHED	1999-00	213.00	727.00	645.00	1,372.00	1.16	2.18	2.40	2.29	183.22	333.60	268.72	599.19
PHED	2000-01	154.00	615.00	0.00	615.00	0.81	1.58	0.00	0.79	189.19	390.06		780.13
RMLS	1998-99	193.00	542.00	721.00	1,263.00	1.25	3.09	3.32	3.20	154.40	175.40	217.17	394.07

FERRIS STATE UNIVERSITY

Student Credit Hours (SCH), Full Time Equated Faculty (FTEF) and SCH/FTEF Aggregated by Course Prefix within College and Department

Prefix	Year	<u>Student Credit Hours</u>				<u>Full Time Equated Faculty</u>				<u>SCH/FTEF</u>			
		Summer	Fall	Winter	F + W (a)	Summer	Fall	Winter	Avg F + W (b)	Summer	Fall	Winter	F + W (a / b)
<u>College of Education</u>													
<u>Leisure Studies and Wellness</u>													
RMLS	1999-00	113.00	708.00	464.00	1,172.00	0.75	3.24	3.25	3.25	150.67	218.52	142.63	361.00
RMLS	2000-01	96.00	509.00	0.00	509.00	0.51	3.02	0.00	1.51	188.24	168.41		336.83
<u>Occupational Education</u>													
EDUC	1998-99	1,492.00	2,381.00	2,356.00	4,737.00	6.98	9.79	12.08	10.93	213.82	243.33	195.03	433.29
EDUC	1999-00	1,382.00	2,516.00	2,400.00	4,916.00	6.94	10.16	12.00	11.08	199.23	247.67	200.00	443.70
EDUC	2000-01	1,515.00	3,225.00	0.00	3,225.00	8.71	13.06	0.00	6.53	173.94	246.88		493.75
<u>Television Production</u>													
TVPR	1998-99	78.00	412.00	421.00	833.00	0.66	2.66	3.25	2.96	118.34	154.89	129.54	281.90
TVPR	1999-00	84.00	453.00	404.00	857.00	0.75	3.08	3.25	3.16	112.00	147.22	124.31	270.90
TVPR	2000-01	76.00	471.00	0.00	471.00	0.55	3.33	0.00	1.66	138.18	141.44		282.88

FERRIS STATE UNIVERSITY

Student Credit Hours (SCH), Full Time Equated Faculty (FTEF) and SCH/FTEF Aggregated by Course Prefix within College and Department

Prefix	Year	<u>Student Credit Hours</u>				<u>Full Time Equated Faculty</u>				<u>SCH/FTEF</u>			
		Summer	Fall	Winter	F + W (a)	Summer	Fall	Winter	Avg F + W (b)	Summer	Fall	Winter	F + W (a / b)
<u>College of Education & Human Serv</u>													
<u>Criminal Justice</u>													
CRIM	2000-01	0.00	0.00	3,060.00	3,060.00	0.00	0.00	13.15	6.58			232.70	465.40
CRIM	2001-02	1,471.00	3,329.00	3,324.00	6,653.00	9.29	13.47	14.51	13.99	158.34	247.18	229.08	475.59
CRIM	2002-03	1,318.00	3,080.00	3,462.00	6,542.00	9.57	15.30	16.43	15.86	137.72	201.35	210.71	412.40
MSCI	2000-01	0.00	0.00	33.00	33.00	0.00	0.00	0.00	0.00				
MSCI	2001-02	0.00	54.00	36.00	90.00	0.00	0.00	0.00	0.00				
MSCI	2002-03	0.00	43.00	46.00	89.00	0.00	0.00	0.00	0.00				
<u>Leisure Studies and Wellness</u>													
HLTH	2000-01	0.00	0.00	262.00	262.00	0.00	0.00	0.97	0.49			269.49	538.97
HLTH	2001-02	49.00	358.00	322.00	680.00	0.08	1.48	0.95	1.22	583.33	241.49	338.95	559.11
HLTH	2002-03	26.00	380.00	413.00	793.00	0.12	1.30	1.33	1.32	216.67	292.31	309.75	602.28
PHED	2000-01	0.00	0.00	545.00	545.00	0.00	0.00	1.88	0.94			290.46	580.92
PHED	2001-02	132.00	642.00	715.00	1,357.00	0.99	2.25	2.35	2.30	133.87	284.78	304.28	589.47
PHED	2002-03	200.00	533.00	662.00	1,195.00	1.29	2.49	2.46	2.48	155.04	214.06	268.87	482.62
RMLS	2000-01	0.00	0.00	562.00	562.00	0.00	0.00	3.12	1.56			180.29	360.59
RMLS	2001-02	111.00	541.00	414.00	955.00	0.69	2.59	2.60	2.60	160.87	208.74	159.22	367.88
RMLS	2002-03	69.00	432.00	461.00	893.00	0.50	2.21	2.66	2.43	138.00	195.92	173.30	367.11
<u>School of Education</u>													
ECTE	2001-02	0.00	0.00	239.00	239.00	0.00	0.00	1.78	0.89			134.46	268.91

FERRIS STATE UNIVERSITY

Student Credit Hours (SCH), Full Time Equated Faculty (FTEF) and SCH/FTEF Aggregated by Course Prefix within College and Department

Prefix	Year	<u>Student Credit Hours</u>				<u>Full Time Equated Faculty</u>				<u>SCH/FTEF</u>			
		Summer	Fall	Winter	F + W (a)	Summer	Fall	Winter	Avg F + W (b)	Summer	Fall	Winter	F + W (a / b)
<u>College of Education & Human Serv</u>													
<u>School of Education</u>													
ECTE	2002-03	423.00	265.00	356.00	621.00	3.29	1.81	2.11	1.96	128.64	146.47	168.76	316.94
EDCD	2000-01	0.00	0.00	490.00	490.00	0.00	0.00	2.82	1.41			173.83	347.67
EDCD	2001-02	42.00	324.00	395.00	719.00	0.41	2.42	2.41	2.42	101.61	133.88	163.80	297.63
EDCD	2002-03	52.00	323.00	500.00	823.00	0.52	1.67	2.63	2.15	100.94	193.80	190.11	383.09
EDLA	2002-03	0.00	0.00	226.00	226.00	0.00	0.00	0.59	0.30			382.15	764.30
EDUC	2000-01	0.00	0.00	2,579.00	2,579.00	0.00	0.00	12.75	6.38			202.23	404.47
EDUC	2001-02	1,765.00	3,397.00	3,059.00	6,456.00	8.38	14.87	16.34	15.60	210.73	228.45	187.27	413.78
EDUC	2002-03	1,394.00	4,046.00	3,643.00	7,689.00	8.51	19.65	17.69	18.67	163.84	205.92	205.94	411.85
ERLA	2002-03	0.00	3.00	0.00	3.00	0.00	0.00	0.00	0.00				
<u>Television Production</u>													
TVPR	2000-01	0.00	0.00	496.00	496.00	0.00	0.00	3.84	1.92			129.17	258.33
TVPR	2001-02	42.00	573.00	458.00	1,031.00	0.15	4.16	3.42	3.79	280.00	137.74	133.92	272.03
TVPR	2002-03	222.00	801.00	490.00	1,291.00	2.11	4.42	3.67	4.04	105.03	181.22	133.51	319.16

FERRIS STATE UNIVERSITY

Student Credit Hours (SCH), Full Time Equated Faculty (FTEF) and SCH/FTEF Aggregated by Course Prefix within College and Department

Prefix	Year	<u>Student Credit Hours</u>				<u>Full Time Equated Faculty</u>				<u>SCH/FTEF</u>			
		Summer	Fall	Winter	F + W (a)	Summer	Fall	Winter	Avg F + W (b)	Summer	Fall	Winter	F + W (a / b)
<u>College of Optometry</u>													
<u>Opticianry</u>													
OPHT	1998-99	36.00	282.00	208.00	490.00	1.00	3.35	2.00	2.68	36.00	84.07	104.00	183.03
<u>Optometry</u>													
OPTM	1998-99	416.00	2,097.00	2,360.00	4,457.00	13.41	19.53	22.06	20.79	31.02	107.38	107.00	214.35
OPTM	1999-00	364.00	2,105.00	2,417.00	4,522.00	0.08	20.94	22.33	21.64	4,550.00	100.54	108.22	209.00
OPTM	2000-01	406.00	2,362.00	2,382.00	4,744.00	2.00	20.66	21.72	21.19	203.00	114.35	109.67	223.90
OPTM	2001-02	443.00	2,357.00	2,396.00	4,753.00	13.25	20.66	20.25	20.45	33.43	114.11	118.32	232.39
OPTM	2002-03	405.00	2,295.00	2,362.00	4,657.00	11.00	19.17	20.30	19.73	36.82	119.74	116.37	236.01

FERRIS STATE UNIVERSITY

Student Credit Hours (SCH), Full Time Equated Faculty (FTEF) and SCH/FTEF Aggregated by Course Prefix within College and Department

Prefix	Year	<u>Student Credit Hours</u>				<u>Full Time Equated Faculty</u>				<u>SCH/FTEF</u>			
		Summer	Fall	Winter	F + W (a)	Summer	Fall	Winter	Avg F + W (b)	Summer	Fall	Winter	F + W (a / b)
<u>College of Pharmacy</u>													
<u>Pharmacy</u>													
PHAD	1998-99	352.00	550.00	590.00	1,140.00	2.00	2.18	2.16	2.17	176.00	252.08	273.15	525.13
PHAD	1999-00	306.00	446.00	636.00	1,082.00	2.00	2.25	3.32	2.79	153.00	198.22	191.37	388.28
PHAD	2000-01	332.00	546.00	576.00	1,122.00	2.00	2.21	2.91	2.56	166.00	246.96	197.71	437.92
PHAD	2001-02	96.00	571.00	446.00	1,017.00	2.00	3.04	2.57	2.80	48.00	187.93	173.62	362.74
PHAD	2002-03	193.00	737.00	812.00	1,549.00	2.00	2.43	2.48	2.46	96.50	303.01	327.46	630.71
PHAR	1998-99	182.00	1,632.00	675.00	2,307.00	3.83	3.42	1.75	2.58	47.55	477.54	385.30	892.56
PHAR	1999-00	68.00	1,668.00	730.00	2,398.00	2.00	3.35	3.32	3.33	34.00	498.38	219.90	719.42
PHAR	2000-01	162.00	976.00	486.00	1,462.00	2.73	1.95	1.82	1.89	59.40	500.16	266.42	774.45
PHAR	2001-02	109.00	726.00	490.00	1,216.00	2.78	1.87	1.82	1.85	39.19	388.95	268.61	658.95
PHAR	2002-03	108.00	711.00	490.00	1,201.00	2.78	1.70	1.82	1.76	38.83	418.01	268.61	681.40
PHCG	1998-99	8.00	0.00	26.00	26.00	0.96	0.00	0.31	0.16	8.36		82.55	165.10
PHCG	1999-00	28.00	0.00	44.00	44.00	0.96	0.00	0.35	0.17	29.26		127.38	254.76
PHCG	2000-01	20.00	0.00	42.00	42.00	0.96	0.00	0.33	0.16	20.90		128.94	257.88
PHCG	2001-02	4.00	0.00	46.00	46.00	0.96	0.00	0.31	0.16	4.18		147.66	295.32
PHCG	2002-03	6.00	0.00	2.00	2.00	1.00	0.00	0.30	0.15	6.00		6.77	13.54
PHCH	1998-99	452.00	1,492.00	858.00	2,350.00	3.35	5.01	3.08	4.04	134.88	297.97	278.89	581.41
PHCH	1999-00	419.00	1,423.00	698.00	2,121.00	3.35	3.89	3.00	3.45	125.03	366.16	232.29	615.57
PHCH	2000-01	455.00	1,374.00	1,391.00	2,765.00	3.35	4.92	5.17	5.05	135.77	279.18	268.88	547.81
PHCH	2001-02	344.00	1,405.00	1,197.00	2,602.00	4.61	4.71	4.79	4.75	74.55	298.24	249.87	547.71
PHCH	2002-03	295.00	1,261.00	972.00	2,233.00	5.25	4.72	3.32	4.02	56.14	267.16	292.41	555.19

FERRIS STATE UNIVERSITY

Student Credit Hours (SCH), Full Time Equated Faculty (FTEF) and SCH/FTEF Aggregated by Course Prefix within College and Department

Prefix	Year	<u>Student Credit Hours</u>				<u>Full Time Equated Faculty</u>				<u>SCH/FTEF</u>			
		Summer	Fall	Winter	F + W (a)	Summer	Fall	Winter	Avg F + W (b)	Summer	Fall	Winter	F + W (a / b)
<u>College of Pharmacy</u>													
<u>Pharmacy</u>													
PHCL	1998-99	596.00	868.00	1,014.00	1,882.00	3.41	4.49	4.10	4.30	174.55	193.11	247.18	437.82
PHCL	1999-00	503.00	801.00	931.00	1,732.00	4.69	3.45	4.04	3.75	107.21	231.97	230.46	462.31
PHCL	2000-01	590.00	802.00	627.00	1,429.00	3.96	4.41	3.05	3.73	148.82	181.70	205.69	383.00
PHCL	2001-02	113.00	657.00	398.00	1,055.00	2.46	2.76	2.37	2.57	45.95	237.70	167.98	411.04
PHCL	2002-03	186.00	467.00	320.00	787.00	1.27	1.78	1.61	1.70	146.29	261.98	198.88	464.09
PHPR	1998-99	42.00	1,348.50	1,320.00	2,668.50	0.18	9.15	9.55	9.35	233.33	147.46	138.24	285.49
PHPR	1999-00	86.00	1,853.50	1,413.00	3,266.50	1.17	11.48	10.19	10.83	73.50	161.45	138.68	301.48
PHPR	2000-01	74.00	1,807.00	1,538.00	3,345.00	0.17	13.32	13.47	13.39	435.29	135.67	114.22	249.78
PHPR	2001-02	26.00	2,100.00	1,931.00	4,031.00	1.20	16.46	17.20	16.83	21.64	127.55	112.24	239.46
PHPR	2002-03	182.00	2,271.00	2,876.00	5,147.00	2.89	21.18	21.15	21.17	62.92	107.20	136.01	243.18

FERRIS STATE UNIVERSITY

Student Credit Hours (SCH), Full Time Equated Faculty (FTEF) and SCH/FTEF Aggregated by Course Prefix within College and Department

Prefix	Year	<u>Student Credit Hours</u>				<u>Full Time Equated Faculty</u>				<u>SCH/FTEF</u>			
		Summer	Fall	Winter	F + W (a)	Summer	Fall	Winter	Avg F + W (b)	Summer	Fall	Winter	F + W (a / b)
<u>College of Technology</u>													
<u>Architectural Tech & Facilities Mgmt</u>													
ARCH	2000-01	0.00	0.00	916.00	916.00	0.00	0.00	4.50	2.25			203.56	407.11
ARCH	2001-02	0.00	877.00	860.00	1,737.00	0.00	5.06	4.86	4.96		173.41	176.85	350.20
ARCH	2002-03	0.00	760.00	580.00	1,340.00	0.00	5.14	4.58	4.86		147.89	126.56	275.67
FMAN	2000-01	0.00	0.00	293.00	293.00	0.00	0.00	2.67	1.34			109.74	219.48
FMAN	2001-02	62.00	241.00	299.00	540.00	0.92	1.52	2.61	2.06	67.39	158.27	114.68	261.51
FMAN	2002-03	104.00	294.00	312.00	606.00	0.92	2.17	2.83	2.50	113.04	135.29	110.36	242.39
<u>Automotive</u>													
ABOD	2000-01	0.00	0.00	410.00	410.00	0.00	0.00	2.28	1.14			179.82	359.65
ABOD	2001-02	0.00	340.00	382.00	722.00	0.00	2.00	2.38	2.19		170.00	160.19	329.33
ABOD	2002-03	0.00	368.00	372.00	740.00	0.00	1.91	2.31	2.11		192.76	161.20	350.98
AHEM	2000-01	0.00	0.00	642.00	642.00	0.00	0.00	3.17	1.59			202.52	405.05
AHEM	2001-02	183.00	613.00	642.00	1,255.00	2.07	3.00	3.00	3.00	88.41	204.33	214.00	418.33
AHEM	2002-03	311.00	838.00	745.00	1,583.00	1.91	3.00	3.50	3.25	162.83	279.33	212.86	487.08
AUTO	2000-01	0.00	0.00	1,862.00	1,862.00	0.00	0.00	12.33	6.16			151.01	302.03
AUTO	2001-02	364.00	2,072.00	1,760.00	3,832.00	3.07	14.42	13.04	13.73	118.57	143.69	135.02	279.14
AUTO	2002-03	370.00	2,051.00	1,979.00	4,030.00	3.84	13.63	14.10	13.86	96.35	150.53	140.33	290.69
<u>Construction & Facilities</u>													
ARCH	1998-99	1.00	891.00	852.00	1,743.00	0.00	5.50	5.00	5.25		162.04	170.40	332.04

FERRIS STATE UNIVERSITY

Student Credit Hours (SCH), Full Time Equated Faculty (FTEF) and SCH/FTEF Aggregated by Course Prefix within College and Department

Prefix	Year	<u>Student Credit Hours</u>				<u>Full Time Equated Faculty</u>				<u>SCH/FTEF</u>			
		Summer	Fall	Winter	F + W (a)	Summer	Fall	Winter	Avg F + W (b)	Summer	Fall	Winter	F + W (a / b)
<u>College of Technology</u>													
<u>Construction & Facilities</u>													
ARCH	1999-00	0.00	834.00	714.00	1,548.00	0.00	5.13	4.14	4.64		162.66	172.34	333.98
ARCH	2000-01	0.00	966.00	0.00	966.00	0.00	5.23	0.00	2.61		184.80		369.60
BCTM	1998-99	0.00	222.00	267.00	489.00	0.00	0.80	1.28	1.04		278.33	209.25	471.65
BCTM	1999-00	0.00	201.00	255.00	456.00	0.00	0.86	1.15	1.00		235.00	221.74	454.79
BCTM	2000-01	0.00	198.00	0.00	198.00	0.00	0.83	0.00	0.42		237.60		475.20
CETM	1998-99	0.00	33.00	138.00	171.00	0.00	0.30	0.67	0.48		109.89	207.00	353.68
CETM	1999-00	0.00	24.00	81.00	105.00	0.00	0.33	0.73	0.53		72.00	111.18	197.76
CETM	2000-01	0.00	33.00	0.00	33.00	0.00	0.33	0.00	0.17		99.00		198.00
CONM	1998-99	0.00	1,979.00	1,626.00	3,605.00	0.00	6.54	7.00	6.77		302.43	232.37	532.46
CONM	1999-00	0.00	2,296.00	1,639.00	3,935.00	0.00	6.87	6.65	6.76		334.41	246.58	582.41
CONM	2000-01	0.00	2,264.00	0.00	2,264.00	0.00	8.04	0.00	4.02		281.67		563.33
FMAN	1998-99	108.00	292.00	227.00	519.00	0.92	2.07	2.00	2.04	117.39	140.88	113.50	254.87
FMAN	1999-00	82.00	252.00	232.00	484.00	0.92	2.27	2.36	2.31	89.13	110.88	98.42	209.08
FMAN	2000-01	82.00	349.00	0.00	349.00	0.58	2.27	0.00	1.14	140.17	153.56		307.12
HVAC	1998-99	92.00	1,571.00	1,417.00	2,988.00	0.67	8.00	8.00	8.00	137.31	196.38	177.13	373.50
HVAC	1999-00	136.00	1,446.00	1,289.00	2,735.00	0.78	8.00	8.00	8.00	174.36	180.75	161.13	341.88
HVAC	2000-01	116.00	1,400.00	0.00	1,400.00	0.67	8.00	0.00	4.00	173.13	175.00		350.00
SURE	1998-99	105.00	741.00	869.00	1,610.00	0.93	5.79	5.90	5.84	112.68	128.04	147.29	275.52
SURE	1999-00	90.00	730.00	785.00	1,515.00	0.75	5.55	6.01	5.78	120.00	131.64	130.51	262.10

FERRIS STATE UNIVERSITY

Student Credit Hours (SCH), Full Time Equated Faculty (FTEF) and SCH/FTEF Aggregated by Course Prefix within College and Department

Prefix	Year	<u>Student Credit Hours</u>				<u>Full Time Equated Faculty</u>				<u>SCH/FTEF</u>			
		Summer	Fall	Winter	F + W (a)	Summer	Fall	Winter	Avg F + W (b)	Summer	Fall	Winter	F + W (a / b)
<u>College of Technology</u>													
<u>Construction & Facilities</u>													
SURE	2000-01	237.00	672.00	0.00	672.00	1.10	4.55	0.00	2.27	215.45	147.84		295.68
<u>Construction Technology & Management</u>													
BCTM	2000-01	0.00	0.00	234.00	234.00	0.00	0.00	1.11	0.56			210.00	420.00
BCTM	2001-02	0.00	210.00	222.00	432.00	0.00	0.91	1.30	1.11	230.45	170.41		390.25
BCTM	2002-03	0.00	261.00	282.00	543.00	0.00	0.87	1.50	1.18	301.15	188.07		458.99
CETM	2000-01	0.00	0.00	117.00	117.00	0.00	0.00	1.30	0.65			90.00	180.00
CETM	2001-02	0.00	18.00	45.00	63.00	0.00	0.33	0.82	0.58	54.00	55.00		109.42
CETM	2002-03	0.00	42.00	153.00	195.00	0.00	0.30	1.60	0.95	140.00	95.63		205.26
CONM	2000-01	0.00	0.00	1,768.00	1,768.00	0.00	0.00	7.72	3.86			229.07	458.14
CONM	2001-02	0.00	2,007.00	1,676.00	3,683.00	0.00	8.56	8.21	8.38	234.47	204.21		439.31
CONM	2002-03	0.00	2,233.00	1,733.00	3,966.00	0.00	7.48	7.41	7.45	298.40	233.85		532.56
<u>Design, Manufacturing & Graphic Arts</u>													
CADD	1998-99	0.00	0.00	33.00	33.00	0.00	0.00	0.27	0.14			121.00	242.00
CADD	1999-00	0.00	135.00	0.00	135.00	0.00	0.63	0.00	0.31	216.00			432.00
CDTD	2000-01	0.00	599.00	0.00	599.00	0.00	3.50	0.00	1.75	171.14			342.29
ETEC	1998-99	0.00	315.00	132.00	447.00	0.00	1.60	0.52	1.06	196.88	252.52		421.16
ETEC	1999-00	0.00	357.00	141.00	498.00	0.00	1.51	0.58	1.04	236.42	243.10		476.56
ETEC	2000-01	0.00	450.00	0.00	450.00	0.00	1.71	0.00	0.85	263.82			527.65

FERRIS STATE UNIVERSITY

Student Credit Hours (SCH), Full Time Equated Faculty (FTEF) and SCH/FTEF Aggregated by Course Prefix within College and Department

Prefix	Year	<u>Student Credit Hours</u>				<u>Full Time Equated Faculty</u>				<u>SCH/FTEF</u>			
		Summer	Fall	Winter	F + W (a)	Summer	Fall	Winter	Avg F + W (b)	Summer	Fall	Winter	F + W (a / b)
<u>College of Technology</u>													
<u>Design, Manufacturing & Graphic Arts</u>													
MATL	1998-99	63.00	278.00	180.00	458.00	0.50	1.00	1.00	1.00	126.00	278.00	180.00	458.00
MATL	1999-00	0.00	291.00	233.00	524.00	0.00	1.00	1.08	1.04		291.00	215.74	503.85
MATL	2000-01	4.00	315.00	0.00	315.00	0.00	1.00	0.00	0.50		315.00		630.00
MECH	1998-99	40.00	576.00	507.00	1,083.00	0.33	2.69	2.33	2.51	121.21	214.47	217.43	431.69
MECH	1999-00	4.00	610.00	594.00	1,204.00	0.00	2.36	2.49	2.42		258.08	238.97	496.56
MECH	2000-01	40.00	684.00	0.00	684.00	0.13	3.15	0.00	1.57	307.69	217.43		434.86
MFGE	1998-99	188.00	1,125.00	1,005.00	2,130.00	1.42	5.72	6.17	5.95	132.39	196.60	162.88	358.22
MFGE	1999-00	213.00	1,273.00	1,227.00	2,500.00	1.75	5.38	6.36	5.87	121.71	236.41	192.92	425.73
MFGE	2000-01	158.00	1,169.00	0.00	1,169.00	1.17	4.47	0.00	2.24	135.04	261.25		522.50
MFGT	1998-99	9.00	863.00	732.00	1,595.00	0.25	4.44	4.31	4.38	36.00	194.17	169.84	364.39
MFGT	1999-00	0.00	876.00	760.00	1,636.00	0.00	5.29	5.55	5.42		165.74	136.94	301.97
MFGT	2000-01	0.00	846.00	0.00	846.00	0.00	5.46	0.00	2.73		155.08		310.15
NMPP	2000-01	0.00	39.00	0.00	39.00	0.00	0.33	0.00	0.17		117.00		234.00
PDET	1998-99	27.00	317.00	301.00	618.00	0.25	1.22	1.60	1.41	108.00	260.34	188.13	438.67
PDET	1999-00	32.00	226.00	301.00	527.00	0.17	0.98	1.68	1.33	188.24	231.47	178.71	396.14
PDET	2000-01	0.00	261.00	0.00	261.00	0.00	0.82	0.00	0.41		318.88		637.76
PHOT	1998-99	0.00	42.00	120.00	162.00	0.00	0.33	0.55	0.44		126.00	220.00	368.69
PHOT	1999-00	0.00	114.00	186.00	300.00	0.00	0.55	0.75	0.65		209.00	248.00	463.16
PHOT	2000-01	51.00	132.00	0.00	132.00	0.25	0.55	0.00	0.27	204.00	242.00		484.00

FERRIS STATE UNIVERSITY

Student Credit Hours (SCH), Full Time Equated Faculty (FTEF) and SCH/FTEF Aggregated by Course Prefix within College and Department

Prefix	Year	<u>Student Credit Hours</u>				<u>Full Time Equated Faculty</u>				<u>SCH/FTEF</u>			
		Summer	Fall	Winter	F + W (a)	Summer	Fall	Winter	Avg F + W (b)	Summer	Fall	Winter	F + W (a / b)
<u>College of Technology</u>													
<u>Design, Manufacturing & Graphic Arts</u>													
PLTS	1998-99	396.00	891.00	1,050.00	1,941.00	2.62	7.45	7.11	7.28	151.15	119.60	147.68	266.62
PLTS	1999-00	436.00	938.00	1,153.00	2,091.00	3.31	6.58	7.20	6.89	131.72	142.66	160.03	303.48
PLTS	2000-01	340.00	1,176.00	0.00	1,176.00	2.21	7.00	0.00	3.50	153.85	168.00		336.00
PMGT	1998-99	62.00	227.00	211.00	438.00	0.67	1.00	1.00	1.00	92.54	227.00	211.00	438.00
PMGT	1999-00	82.00	202.00	237.00	439.00	0.67	2.00	1.67	1.83	122.39	101.00	142.20	239.45
PMGT	2000-01	78.00	163.00	0.00	163.00	0.67	2.00	0.00	1.00	116.42	81.50		163.00
PTEC	1998-99	0.00	873.00	660.00	1,533.00	0.00	6.53	6.45	6.49		133.76	102.25	236.19
PTEC	1999-00	0.00	868.00	785.00	1,653.00	0.00	6.45	6.91	6.68		134.48	113.55	247.31
PTEC	2000-01	0.00	821.00	0.00	821.00	0.00	6.12	0.00	3.06		134.12		268.25
RUBR	1998-99	0.00	72.00	42.00	114.00	0.00	0.25	1.00	0.63		288.00	42.00	182.40
RUBR	1999-00	36.00	159.00	108.00	267.00	0.67	1.80	1.38	1.59	53.73	88.33	78.55	168.19
RUBR	2000-01	68.00	288.00	0.00	288.00	0.67	2.00	0.00	1.00	101.49	144.00		288.00
TDTD	1998-99	0.00	726.00	561.00	1,287.00	0.00	4.28	4.22	4.25		169.63	132.85	302.73
TDTD	1999-00	0.00	619.00	513.00	1,132.00	0.00	3.75	4.75	4.25		165.07	108.00	266.35
WELD	1998-99	76.00	915.00	722.00	1,637.00	0.67	5.08	5.23	5.16	113.43	180.12	138.05	317.56
WELD	1999-00	114.00	1,013.00	731.00	1,744.00	0.67	5.00	5.00	5.00	170.15	202.60	146.20	348.80
WELD	2000-01	88.00	1,104.00	0.00	1,104.00	0.67	5.00	0.00	2.50	131.34	220.80		441.60
<u>Electronics/CNS</u>													
ECNS	2000-01	0.00	0.00	114.00	114.00	0.00	0.00	1.73	0.87			65.77	131.54

FERRIS STATE UNIVERSITY

Student Credit Hours (SCH), Full Time Equated Faculty (FTEF) and SCH/FTEF Aggregated by Course Prefix within College and Department

Prefix	Year	<u>Student Credit Hours</u>				<u>Full Time Equated Faculty</u>				<u>SCH/FTEF</u>			
		Summer	Fall	Winter	F + W (a)	Summer	Fall	Winter	Avg F + W (b)	Summer	Fall	Winter	F + W (a / b)
<u>College of Technology</u>													
<u>Electronics/CNS</u>													
ECNS	2001-02	0.00	330.00	122.00	452.00	0.00	2.01	1.35	1.68		164.02	90.42	268.96
ECNS	2002-03	0.00	274.00	247.00	521.00	0.00	2.13	1.73	1.93		128.59	142.55	269.71
EEET	2000-01	0.00	0.00	1,351.00	1,351.00	0.00	0.00	8.88	4.44			152.20	304.39
EEET	2001-02	86.00	1,326.00	1,427.00	2,753.00	0.67	7.99	9.25	8.62	128.36	166.00	154.21	319.34
EEET	2002-03	108.00	1,143.00	1,365.00	2,508.00	0.67	5.90	8.78	7.34	161.19	193.58	155.47	341.58
<u>HVACR</u>													
HVAC	2000-01	0.00	0.00	1,168.00	1,168.00	0.00	0.00	7.70	3.85			151.69	303.38
HVAC	2001-02	102.00	1,353.00	1,174.00	2,527.00	0.67	6.75	7.82	7.28	152.24	200.44	150.18	346.94
HVAC	2002-03	96.00	1,381.00	1,163.00	2,544.00	0.67	5.85	7.69	6.77	143.28	236.01	151.29	375.81
<u>Heavy Equipment</u>													
HEQK	2000-01	0.00	0.00	4.00	4.00	0.00	0.00	0.00	0.00				
HEQK	2001-02	60.00	0.00	0.00	0.00	0.67	0.00	0.00	0.00	89.55			
HEQK	2002-03	106.00	0.00	0.00	0.00	1.16	0.00	0.00	0.00	91.38			
HEQT	2000-01	0.00	0.00	842.00	842.00	0.00	0.00	5.66	2.83			148.85	297.70
HEQT	2001-02	0.00	804.00	754.00	1,558.00	0.00	5.77	5.70	5.74		139.32	132.27	271.63
HEQT	2002-03	96.00	714.00	714.00	1,428.00	0.67	5.20	5.24	5.22	143.28	137.18	136.34	273.52
HSET	2000-01	0.00	0.00	156.00	156.00	0.00	0.00	1.33	0.67			117.00	234.00
HSET	2001-02	56.00	212.00	236.00	448.00	0.67	1.40	0.97	1.18	83.58	151.54	243.38	378.27

FERRIS STATE UNIVERSITY

Student Credit Hours (SCH), Full Time Equated Faculty (FTEF) and SCH/FTEF Aggregated by Course Prefix within College and Department

Prefix	Year	<u>Student Credit Hours</u>				<u>Full Time Equated Faculty</u>				<u>SCH/FTEF</u>			
		Summer	Fall	Winter	F + W (a)	Summer	Fall	Winter	Avg F + W (b)	Summer	Fall	Winter	F + W (a / b)
<u>College of Technology</u>													
<u>Heavy Equipment</u>													
HSET	2002-03	68.00	356.00	180.00	536.00	0.67	1.63	1.26	1.45	101.49	218.63	142.49	370.73
<u>Manufacturing Engineering Technology</u>													
MATL	2000-01	0.00	0.00	234.00	234.00	0.00	0.00	0.86	0.43			272.09	544.19
MATL	2001-02	0.00	484.00	236.00	720.00	0.00	1.61	0.83	1.22		300.73	284.34	590.31
MATL	2002-03	0.00	341.00	236.00	577.00	0.00	1.00	1.00	1.00		341.00	236.00	577.00
MFGE	2000-01	0.00	0.00	1,171.00	1,171.00	0.00	0.00	6.39	3.19			183.26	366.51
MFGE	2001-02	162.00	1,327.00	1,160.00	2,487.00	1.06	4.80	5.89	5.35	152.83	276.23	196.94	465.12
MFGE	2002-03	288.00	1,490.00	1,186.00	2,676.00	1.50	6.08	5.53	5.81	192.00	244.93	214.47	460.85
MFGT	2000-01	0.00	0.00	636.00	636.00	0.00	0.00	5.61	2.80			113.37	226.74
MFGT	2001-02	0.00	775.00	702.00	1,477.00	0.00	5.78	6.06	5.92		134.16	115.84	249.56
MFGT	2002-03	0.00	775.00	686.00	1,461.00	0.00	5.25	5.64	5.44		147.71	121.73	268.51
<u>Mechanical Design</u>													
CDTD	2000-01	0.00	0.00	527.00	527.00	0.00	0.00	4.56	2.28			115.57	231.14
CDTD	2001-02	0.00	699.00	546.00	1,245.00	0.00	3.90	4.34	4.12		179.38	125.81	302.31
CDTD	2002-03	0.00	656.00	515.00	1,171.00	0.00	3.55	4.16	3.85		184.79	123.80	303.76
ETEC	2000-01	0.00	0.00	204.00	204.00	0.00	0.00	0.68	0.34			300.63	601.26
ETEC	2001-02	0.00	312.00	129.00	441.00	0.00	1.48	0.44	0.96		210.77	290.98	458.52
ETEC	2002-03	0.00	318.00	138.00	456.00	0.00	1.23	0.50	0.86		259.28	276.00	528.25

FERRIS STATE UNIVERSITY

Student Credit Hours (SCH), Full Time Equated Faculty (FTEF) and SCH/FTEF Aggregated by Course Prefix within College and Department

Prefix	Year	<u>Student Credit Hours</u>				<u>Full Time Equated Faculty</u>				<u>SCH/FTEF</u>			
		Summer	Fall	Winter	F + W (a)	Summer	Fall	Winter	Avg F + W (b)	Summer	Fall	Winter	F + W (a / b)
<u>College of Technology</u>													
<u>Mechanical Design</u>													
MECH	2000-01	0.00	0.00	588.00	588.00	0.00	0.00	3.38	1.69			174.18	348.36
MECH	2001-02	0.00	741.00	767.00	1,508.00	0.00	3.20	3.34	3.27		231.78	229.50	461.23
MECH	2002-03	76.00	910.00	759.00	1,669.00	1.00	2.61	3.04	2.82	75.75	348.76	249.92	591.20
PDET	2000-01	0.00	0.00	402.00	402.00	0.00	0.00	1.61	0.80			250.37	500.73
PDET	2001-02	96.00	392.00	387.00	779.00	0.25	1.23	1.40	1.32	384.00	319.71	275.52	592.23
PDET	2002-03	120.00	225.00	516.00	741.00	0.67	0.97	2.59	1.78	180.00	232.76	198.99	416.33
<u>Plastics and Rubber</u>													
PLTS	2000-01	0.00	0.00	1,501.00	1,501.00	0.00	0.00	7.67	3.83			195.78	391.57
PLTS	2001-02	360.00	1,130.00	1,389.00	2,519.00	2.41	7.72	6.95	7.34	149.38	146.37	199.86	343.42
PLTS	2002-03	349.00	1,019.00	1,343.00	2,362.00	2.68	6.88	7.50	7.19	130.22	148.22	178.99	328.55
RUBR	2000-01	0.00	0.00	226.00	226.00	0.00	0.00	2.08	1.04			108.48	216.96
RUBR	2001-02	88.00	232.00	231.00	463.00	0.57	2.06	2.00	2.03	154.39	112.62	115.50	228.08
RUBR	2002-03	72.00	160.00	205.00	365.00	1.34	2.00	1.92	1.96	53.73	80.00	106.96	186.38
<u>Printing & Imaging Technology Mgmt</u>													
NMPP	2000-01	0.00	0.00	39.00	39.00	0.00	0.00	0.25	0.13			156.00	312.00
NMPP	2001-02	0.00	128.00	87.00	215.00	0.00	0.85	0.90	0.87		150.86	96.58	245.82
NMPP	2002-03	0.00	30.00	84.00	114.00	0.00	0.67	1.10	0.88		45.00	76.56	129.26
PHOT	2000-01	0.00	0.00	186.00	186.00	0.00	0.00	0.75	0.38			248.00	496.00

FERRIS STATE UNIVERSITY

Student Credit Hours (SCH), Full Time Equated Faculty (FTEF) and SCH/FTEF Aggregated by Course Prefix within College and Department

Prefix	Year	<u>Student Credit Hours</u>				<u>Full Time Equated Faculty</u>				<u>SCH/FTEF</u>			
		Summer	Fall	Winter	F + W (a)	Summer	Fall	Winter	Avg F + W (b)	Summer	Fall	Winter	F + W (a / b)
<u>College of Technology</u>													
<u>Printing & Imaging Technology Mgmt</u>													
PHOT	2001-02	24.00	123.00	120.00	243.00	0.25	0.60	0.50	0.55	96.00	205.00	240.00	441.82
PHOT	2002-03	105.00	123.00	150.00	273.00	0.50	0.50	0.50	0.50	210.00	246.00	300.00	546.00
PMGT	2000-01	0.00	0.00	178.00	178.00	0.00	0.00	2.00	1.00			89.00	178.00
PMGT	2001-02	66.00	251.00	183.00	434.00	0.67	2.25	2.25	2.25	98.51	111.56	81.33	192.89
PMGT	2002-03	58.00	154.00	165.00	319.00	0.67	2.00	2.08	2.04	86.57	77.00	79.33	156.37
PTEC	2000-01	0.00	0.00	648.00	648.00	0.00	0.00	6.00	3.00			108.00	216.00
PTEC	2001-02	0.00	718.00	587.00	1,305.00	0.00	5.72	5.60	5.66		125.49	104.84	230.55
PTEC	2002-03	0.00	651.00	616.00	1,267.00	0.00	5.08	5.40	5.24		128.07	114.02	241.65
<u>Surveying</u>													
SURE	2000-01	0.00	0.00	861.00	861.00	0.00	0.00	6.10	3.05			141.09	282.18
SURE	2001-02	276.00	720.00	960.00	1,680.00	1.25	4.64	6.88	5.76	220.80	155.10	139.60	291.69
SURE	2002-03	114.00	764.00	994.00	1,758.00	1.00	5.50	6.36	5.93	114.00	138.91	156.29	296.46
<u>Transportation & Electronics</u>													
ABOD	1998-99	0.00	490.00	510.00	1,000.00	0.00	3.00	3.73	3.36		163.33	136.89	297.37
ABOD	1999-00	0.00	360.00	364.00	724.00	0.00	3.00	3.50	3.25		120.00	104.00	222.77
ABOD	2000-01	0.00	360.00	0.00	360.00	0.00	2.00	0.00	1.00		180.00		360.00
AHEM	1998-99	237.00	597.00	547.00	1,144.00	1.57	3.33	3.17	3.25	150.96	179.28	172.56	352.00
AHEM	1999-00	274.00	564.00	580.00	1,144.00	1.96	2.67	3.25	2.96	139.80	211.24	178.46	386.49

FERRIS STATE UNIVERSITY

Student Credit Hours (SCH), Full Time Equated Faculty (FTEF) and SCH/FTEF Aggregated by Course Prefix within College and Department

Prefix	Year	<u>Student Credit Hours</u>				<u>Full Time Equated Faculty</u>				<u>SCH/FTEF</u>			
		Summer	Fall	Winter	F + W (a)	Summer	Fall	Winter	Avg F + W (b)	Summer	Fall	Winter	F + W (a / b)
<u>College of Technology</u>													
<u>Transportation & Electronics</u>													
AHEM	2000-01	230.00	504.00	0.00	504.00	1.26	2.84	0.00	1.42	182.54	177.67		355.35
AUTO	1998-99	284.00	2,074.00	1,818.00	3,892.00	3.33	12.86	13.00	12.93	85.29	161.28	139.80	300.95
AUTO	1999-00	266.00	2,120.00	1,777.00	3,897.00	4.53	12.00	13.33	12.66	58.72	176.67	133.31	307.70
AUTO	2000-01	378.00	2,177.00	0.00	2,177.00	4.02	12.83	0.00	6.42	94.03	169.64		339.27
ECNS	1998-99	0.00	24.00	166.00	190.00	0.00	0.63	1.60	1.11		38.40	103.46	170.44
ECNS	1999-00	0.00	24.00	188.00	212.00	0.00	0.63	1.68	1.15		38.40	111.60	183.59
ECNS	2000-01	0.00	286.00	0.00	286.00	0.00	1.27	0.00	0.63		225.57		451.14
EEET	1998-99	72.00	1,746.00	1,296.00	3,042.00	0.67	9.26	8.49	8.88	107.46	188.45	152.73	342.75
EEET	1999-00	84.00	1,704.00	1,302.00	3,006.00	0.67	9.37	9.15	9.26	125.37	181.76	142.37	324.61
EEET	2000-01	107.00	1,453.00	0.00	1,453.00	0.81	7.73	0.00	3.87	132.10	187.92		375.84
HEQT	1998-99	0.00	884.00	720.00	1,604.00	0.00	6.72	5.83	6.27		131.55	123.53	255.65
HEQT	1999-00	128.00	858.00	756.00	1,614.00	1.33	5.83	6.17	6.00	96.24	147.09	122.53	268.93
HEQT	2000-01	168.00	858.00	0.00	858.00	1.45	6.10	0.00	3.05	115.86	140.64		281.28
HSET	1998-99	36.00	168.00	196.00	364.00	0.67	1.00	2.00	1.50	53.73	168.00	98.16	242.94
HSET	1999-00	48.00	216.00	148.00	364.00	0.67	1.17	1.00	1.08	71.64	185.14	148.00	336.00
HSET	2000-01	44.00	156.00	0.00	156.00	0.21	0.90	0.00	0.45	209.52	173.46		346.92
<u>Welding Engineering Technology</u>													
WELD	2000-01	0.00	0.00	800.00	800.00	0.00	0.00	5.55	2.78			144.14	288.29
WELD	2001-02	108.00	1,041.00	749.00	1,790.00	0.67	6.02	5.42	5.72	161.19	173.03	138.19	313.04

FERRIS STATE UNIVERSITY

Student Credit Hours (SCH), Full Time Equated Faculty (FTEF) and SCH/FTEF Aggregated by Course Prefix within College and Department

Prefix	Year	<u>Student Credit Hours</u>				<u>Full Time Equated Faculty</u>				<u>SCH/FTEF</u>			
		Summer	Fall	Winter	F + W (a)	Summer	Fall	Winter	Avg F + W (b)	Summer	Fall	Winter	F + W (a / b)
<u>College of Technology</u>													
<u>Welding Engineering Technology</u>													
WELD	2002-03	76.00	935.00	781.00	1,716.00	0.67	5.58	4.59	5.09	113.43	167.56	170.15	337.46

FERRIS STATE UNIVERSITY

Student Credit Hours (SCH), Full Time Equated Faculty (FTEF) and SCH/FTEF Aggregated by Course Prefix within College and Department

Prefix	Year	Student Credit Hours				Full Time Equated Faculty				SCH/FTEF			
		Summer	Fall	Winter	F + W (a)	Summer	Fall	Winter	Avg F + W (b)	Summer	Fall	Winter	F + W (a / b)
<u>Kendall College of Art & Design</u>													
<u>Design Studies</u>													
KCDM	2000-01	0.00	0.00	75.00	75.00	0.00	0.00	0.67	0.33			112.50	225.00
KCDM	2001-02	0.00	75.00	120.00	195.00	0.00	0.79	1.14	0.97		94.74	104.85	201.43
KCDM	2002-03	0.00	102.00	123.00	225.00	0.00	1.17	1.33	1.25		87.43	92.48	180.24
KCDS	2000-01	0.00	0.00	201.00	201.00	0.00	0.00	1.50	0.75			134.00	268.00
KCDS	2001-02	87.00	234.00	222.00	456.00	1.40	1.60	0.29	0.94	62.14	146.56	777.40	484.53
KCDS	2002-03	171.00	252.00	228.00	480.00	0.57	1.91	1.83	1.87	300.96	131.71	124.59	256.46
KCFD	2000-01	0.00	0.00	222.00	222.00	0.00	0.00	2.80	1.40			79.29	158.57
KCFD	2001-02	6.00	243.00	192.00	435.00	0.09	2.08	1.83	1.96	68.00	116.83	104.92	222.50
KCFD	2002-03	10.00	204.00	228.00	432.00	0.00	2.50	2.58	2.54		81.60	88.37	170.08
KCID	2000-01	0.00	0.00	580.00	580.00	0.00	0.00	4.03	2.02			143.80	287.60
KCID	2001-02	172.00	654.00	789.00	1,443.00	2.87	4.79	5.07	4.93	60.00	136.39	155.49	292.42
KCID	2002-03	144.00	969.00	936.00	1,905.00	2.25	6.79	7.58	7.18	64.00	142.74	123.54	265.23
KCIL	2000-01	0.00	0.00	606.00	606.00	0.00	0.00	4.33	2.17			139.85	279.69
KCIL	2001-02	69.00	585.00	657.00	1,242.00	2.42	5.32	4.35	4.84	28.53	109.93	150.98	256.79
KCIL	2002-03	105.00	687.00	650.00	1,337.00	2.10	5.50	5.65	5.57	50.00	124.98	114.98	239.82
KCIN	2000-01	0.00	0.00	318.00	318.00	0.00	0.00	1.00	0.50			318.00	636.00
KCIN	2001-02	9.00	243.00	318.00	561.00	0.26	1.79	2.98	2.38	34.00	136.13	106.71	235.47
KCIN	2002-03	3.00	246.00	387.00	633.00	1.00	2.12	3.65	2.88	3.00	116.13	106.03	219.47
KCMJ	2002-03	0.00	0.00	84.00	84.00	0.00	0.00	1.00	0.50			84.00	168.00

FERRIS STATE UNIVERSITY

Student Credit Hours (SCH), Full Time Equated Faculty (FTEF) and SCH/FTEF Aggregated by Course Prefix within College and Department

Prefix	Year	<u>Student Credit Hours</u>				<u>Full Time Equated Faculty</u>				<u>SCH/FTEF</u>			
		Summer	Fall	Winter	F + W (a)	Summer	Fall	Winter	Avg F + W (b)	Summer	Fall	Winter	F + W (a / b)
<u>Kendall College of Art & Design</u>													
<u>Design Studies</u>													
KCVC	2000-01	0.00	0.00	1,569.00	1,569.00	0.00	0.00	14.00	7.00			112.07	224.14
KCVC	2001-02	210.00	1,857.00	1,641.00	3,498.00	4.18	16.16	13.37	14.77	50.28	114.92	122.71	236.89
KCVC	2002-03	199.00	1,965.00	1,761.00	3,726.00	3.96	17.15	17.98	17.57	50.19	114.56	97.94	212.11
<u>Fine Arts/Foundation</u>													
KCED	2002-03	45.00	36.00	91.00	127.00	0.17	0.44	0.77	0.60	272.73	81.82	118.18	209.92
KCFA	2000-01	0.00	0.00	1,017.00	1,017.00	0.00	0.00	8.00	4.00			127.10	254.20
KCFA	2001-02	69.00	942.00	1,114.00	2,056.00	4.00	9.75	8.16	8.96	17.25	96.58	136.55	229.57
KCFA	2002-03	78.00	1,110.00	1,123.00	2,233.00	2.33	10.12	11.27	10.70	33.48	109.65	99.63	208.74
KCFN	2000-01	0.00	0.00	750.00	750.00	0.00	0.00	7.63	3.82			98.23	196.46
KCFN	2001-02	21.00	1,419.00	819.00	2,238.00	0.67	8.80	4.57	6.68	31.34	161.31	179.18	334.84
KCFN	2002-03	6.00	1,212.00	678.00	1,890.00	0.17	8.86	5.05	6.95	36.36	136.85	134.39	271.91
<u>Liberal Arts & Sciences</u>													
KCAH	2000-01	0.00	0.00	990.00	990.00	0.00	0.00	3.17	1.58			312.63	625.26
KCAH	2001-02	84.00	1,122.00	1,116.00	2,238.00	2.07	3.71	3.36	3.53	40.65	302.49	332.36	633.37
KCAH	2002-03	207.00	1,212.00	1,191.00	2,403.00	2.50	4.00	3.99	4.00	82.80	303.25	298.25	601.50
KCHU	2000-01	0.00	0.00	798.00	798.00	0.00	0.00	3.34	1.67			239.04	478.08
KCHU	2001-02	183.00	972.00	729.00	1,701.00	1.19	4.50	3.69	4.10	153.78	216.08	197.47	415.38
KCHU	2002-03	237.00	1,113.00	963.00	2,076.00	1.15	5.75	5.00	5.38	206.41	193.51	192.54	386.11

FERRIS STATE UNIVERSITY

Student Credit Hours (SCH), Full Time Equated Faculty (FTEF) and SCH/FTEF Aggregated by Course Prefix within College and Department

Prefix	Year	<u>Student Credit Hours</u>				<u>Full Time Equated Faculty</u>				<u>SCH/FTEF</u>			
		Summer	Fall	Winter	F + W (a)	Summer	Fall	Winter	Avg F + W (b)	Summer	Fall	Winter	F + W (a / b)
<u>Kendall College of Art & Design</u>													
<u>Liberal Arts & Sciences</u>													
KCSC	2000-01	0.00	0.00	87.00	87.00	0.00	0.00	0.00	0.00				
KCSC	2001-02	24.00	141.00	159.00	300.00	0.20	0.50	1.00	0.75	120.00	282.00	159.00	400.00
KCSC	2002-03	51.00	162.00	183.00	345.00	0.50	0.50	1.00	0.75	102.00	324.00	183.00	460.00
KCSS	2000-01	0.00	0.00	315.00	315.00	0.00	0.00	1.34	0.67			235.96	471.91
KCSS	2001-02	72.00	312.00	423.00	735.00	0.82	1.51	1.97	1.74	87.91	206.28	214.90	422.31
KCSS	2002-03	102.00	495.00	603.00	1,098.00	1.33	2.41	2.99	2.70	76.69	205.54	201.78	406.92

FERRIS STATE UNIVERSITY

Student Credit Hours (SCH), Full Time Equated Faculty (FTEF) and SCH/FTEF Aggregated by Course Prefix within College and Department

Prefix	Year	<u>Student Credit Hours</u>				<u>Full Time Equated Faculty</u>				<u>SCH/FTEF</u>			
		Summer	Fall	Winter	F + W (a)	Summer	Fall	Winter	Avg F + W (b)	Summer	Fall	Winter	F + W (a / b)
<u>University College</u>													
<u>Developmental Programs & Curriculum</u>													
CARE	2000-01	0.00	849.00	231.00	1,080.00	0.00	3.50	1.00	2.25		242.57	231.00	480.00
CARE	2001-02	0.00	429.00	234.00	663.00	0.00	1.75	1.14	1.45		245.14	204.75	458.37
CARE	2002-03	0.00	478.00	156.00	634.00	0.00	1.50	0.10	0.80		318.67	1,560.00	792.50
COSK	2001-02	0.00	7.00	0.00	7.00	0.00	0.09	0.00	0.04		82.35		164.71
DIST	1999-00	0.00	0.00	67.00	67.00	0.00	0.00	0.25	0.13			268.00	536.00
DIST	2000-01	0.00	86.00	62.00	148.00	0.00	0.24	0.24	0.24		358.33	258.33	616.67
DIST	2001-02	0.00	85.00	52.00	137.00	0.00	0.33	0.24	0.28		261.54	216.67	484.96
DIST	2002-03	5.00	28.00	36.00	64.00	0.00	0.14	0.27	0.21		200.00	132.79	311.35
FSUS	2001-02	13.00	1,110.00	327.00	1,437.00	0.17	5.10	1.60	3.35	74.61	217.51	204.80	428.96
FSUS	2002-03	6.00	1,800.00	184.00	1,984.00	0.08	8.32	1.18	4.75	72.73	216.28	156.37	417.71
IEPG	2000-01	0.00	0.00	448.00	448.00	0.00	0.00	4.00	2.00			112.00	224.00
IEPG	2001-02	216.00	384.00	296.00	680.00	2.75	4.00	4.00	4.00	78.55	96.00	74.00	170.00
IEPG	2002-03	228.00	420.00	208.00	628.00	2.75	4.00	4.00	4.00	82.91	105.00	52.00	157.00
NASE	2001-02	0.00	63.00	24.00	87.00	0.00	0.00	0.00	0.00				
NASE	2002-03	0.00	45.00	24.00	69.00	0.00	0.00	0.00	0.00				
ORSA	2000-01	0.00	0.00	30.00	30.00	0.00	0.00	0.00	0.00				
ORSA	2001-02	18.00	15.00	15.00	30.00	0.00	0.00	0.00	0.00				
ORSA	2002-03	6.00	30.00	66.00	96.00	0.00	0.00	0.00	0.00				
READ	2000-01	33.00	1,545.00	432.00	1,977.00	0.25	5.69	3.00	4.34	133.33	271.65	144.00	455.14

FERRIS STATE UNIVERSITY

Student Credit Hours (SCH), Full Time Equated Faculty (FTEF) and SCH/FTEF Aggregated by Course Prefix within College and Department

Prefix	Year	<u>Student Credit Hours</u>				<u>Full Time Equated Faculty</u>				<u>SCH/FTEF</u>			
		Summer	Fall	Winter	F + W (a)	Summer	Fall	Winter	Avg F + W (b)	Summer	Fall	Winter	F + W (a / b)
<u>University College</u>													
<u>Developmental Programs & Curriculum</u>													
READ	2001-02	0.00	1,398.00	480.00	1,878.00	0.00	5.41	2.75	4.08		258.55	174.55	460.46
READ	2002-03	18.00	1,290.00	417.00	1,707.00	0.25	4.55	2.67	3.61	72.73	283.52	156.38	473.07
UNCP	2002-03	0.00	205.00	73.00	278.00	0.00	0.68	0.77	0.72		302.68	94.81	384.17
UNIV	1998-99	0.00	2,494.00	848.00	3,342.00	0.00	8.92	4.00	6.46		279.49	212.00	517.20
UNIV	1999-00	42.00	2,482.00	638.00	3,120.00	0.25	9.10	4.00	6.55	168.00	272.65	159.50	476.21
UNIV	2000-01	1.00	495.00	219.00	714.00	0.00	2.03	1.21	1.62		243.95	181.63	441.45
UNIV	2001-02	28.00	268.00	220.00	488.00	0.35	1.14	0.90	1.02	80.35	235.44	244.44	478.83
UNIV	2002-03	0.00	124.00	60.00	184.00	0.00	0.51	0.67	0.59		243.14	89.55	311.86
<u>Educational and Career Counseling</u>													
FSUS	1998-99	0.00	1,003.00	278.00	1,281.00	0.00	3.60	1.27	2.44		278.64	218.63	525.95
FSUS	1999-00	0.00	1,019.00	152.00	1,171.00	0.00	3.77	0.81	2.29		270.65	186.89	511.54
FSUS	2000-01	6.00	892.00	242.00	1,134.00	0.08	3.67	1.50	2.58	72.73	243.36	161.33	439.08

FERRIS STATE UNIVERSITY

Ranked Listing of Student Credit Hours (SCH) / Full Time Equated Faculty (FTEF) Aggregated by College Fall + Winter Semesters 2002-2003

College	Student Credit Hours/ Full Time Equated Faculty
College of Arts and Sciences	592.21
College of Business	475.89
College of Allied Health Sciences	420.44
College of Education & Human Serv	409.81
University College	384.54
College of Pharmacy	349.42
College of Technology	342.87
Kendall College of Art & Design	269.64
College of Optometry	236.01

FERRIS STATE UNIVERSITY

Ranked Listing of Student Credit Hours (SCH) / Full Time Equated Faculty (FTEF) Aggregated by Department Fall + Winter Semesters 2002-2003

Department	Student Credit Hours/ Full Time Equated Faculty (SCH/FTEF)
Social Sciences	697.06
College of Allied Health Sciences	696.00
Physical Sciences	649.11
Mathematics	647.01
Humanities	617.60
Biological Sciences	602.06
Accountancy/Econ/Applied Stats	582.67
Accountancy, Finance, Econ, & Statis	567.22
Management	504.51
Construction Technology & Management	491.02
Health Management	489.23
Language and Literature	463.32

FERRIS STATE UNIVERSITY

Ranked Listing of Student Credit Hours (SCH) / Full Time Equated Faculty (FTEF) Aggregated by Department Fall + Winter Semesters 2002-2003

Department	Student Credit Hours/ Full Time Equated Faculty (SCH/FTEF)
Leisure Studies and Wellness	462.79
Liberal Arts & Sciences	461.93
Marketing	460.09
Mechanical Design	433.10
Computer Information Systems Dept	420.89
Criminal Justice	418.01
School of Education	405.76
Health Related Programs	389.71
Manufacturing Engineering Technology	384.89
Developmental Programs & Curriculum	384.54
Nursing & Dental Hygiene	383.64
HVACR	375.81
Pharmacy	349.42

FERRIS STATE UNIVERSITY

Ranked Listing of Student Credit Hours (SCH) / Full Time Equated Faculty (FTEF) Aggregated by Department Fall + Winter Semesters 2002-2003

Department	Student Credit Hours/ Full Time Equated Faculty (SCH/FTEF)
Welding Engineering Technology	337.46
Automotive	330.51
Electronics/CNS	326.61
Television Production	319.16
Plastics and Rubber	298.11
Surveying	296.46
Heavy Equipment	294.60
Architectural Tech & Facilities Mgmt	264.37
Optometry	236.01
Fine Arts/Foundation	232.83
Printing & Imaging Technology Mgmt	227.70
Design Studies	224.09
College of Business Graduate Program	209.38

FERRIS STATE UNIVERSITY

Ranked Listing of Student Credit Hours (SCH) / Full Time Equated Faculty (FTEF) Aggregated by Department Fall + Winter Semesters 2002-2003

Department	Student Credit Hours/ Full Time Equated Faculty (SCH/FTEF)
College of Arts & Sciences	182.00

FERRIS STATE UNIVERSITY

Ranked Listing of Student Credit Hours (SCH) / Full Time Equated Faculty (FTEF)
 Aggregated by Course Prefix
 Fall + Winter Semesters 2002-2003

Course Description	Course Prefix	Student Credit Hours/ Full Time Equated Faculty (SCH/FTEF)
Astronomy	ASTR	986.67
Professional Tennis Management	PTMG	946.34
History	HIST	876.32
Economics	ECON	870.00
Economics	ECON	867.00
Psychology	PSYC	835.55
Political Science	PLSC	832.27
Anthropology	ANTH	792.89
Career Exploration	CARE	792.50
Art History	ARTH	774.32
Sociology	SOCY	773.57
Education Language Arts	EDLA	764.30
Geography	GEOG	727.04

FERRIS STATE UNIVERSITY

Ranked Listing of Student Credit Hours (SCH) / Full Time Equated Faculty (FTEF) Aggregated by Course Prefix Fall + Winter Semesters 2002-2003

Course Description	Course Prefix	Student Credit Hours/ Full Time Equated Faculty (SCH/FTEF)
Allied Health Science	CAHS	696.00
Pharmaceutics	PHAR	681.40
Humanities	HUMN	680.12
Physical Science	PHSC	678.00
Physics	PHYS	673.58
Radiography	RADI	667.00
Mathematics	MATH	653.96
Social Sciences	SSCI	651.80
Chemistry	CHEM	651.52
Advertising	ADVG	644.43
Biology	BIOL	638.86
Pharmacy Administration	PHAD	630.71
Business Law	BLAW	627.96
Medical Record Information Systems	MRIS	620.01

FERRIS STATE UNIVERSITY

Ranked Listing of Student Credit Hours (SCH) / Full Time Equated Faculty (FTEF) Aggregated by Course Prefix Fall + Winter Semesters 2002-2003

Course Description	Course Prefix	Student Credit Hours/ Full Time Equated Faculty (SCH/FTEF)
Core Curriculum Health Sciences	CCHS	612.69
Health Education	HLTH	602.28
Kendall College Art History	KCAH	601.50
Language	LANG	600.00
Mechanical Engineering Technology	MECH	591.20
Communication	COMM	589.33
Dental Hygiene	DHYG	588.04
Management	MGMT	579.66
Metallurgy	MATL	577.00
Music	MUSI	575.57
Marketing	MKTG	570.86
Pharmaceutical Chemistry	PHCH	555.19
Photography	PHOT	546.00
Communication Honors	COMH	540.00

FERRIS STATE UNIVERSITY

Ranked Listing of Student Credit Hours (SCH) / Full Time Equated Faculty (FTEF) Aggregated by Course Prefix Fall + Winter Semesters 2002-2003

Course Description	Course Prefix	Student Credit Hours/ Full Time Equated Faculty (SCH/FTEF)
Construction Management	CONM	532.56
Engineering Graphics	ETEC	528.25
Art	ARTS	528.00
Statistics and Quantitative Methods	STQM	521.60
Accountancy	ACCT	518.05
Spanish	SPAN	515.96
Finance	FINC	498.86
Public Relations	PREL	497.33
Business	BUSN	492.18
Automotive/Heavy Equipment Management	AHEM	487.08
Physical Education	PHED	482.62
Accountancy	ACCT	481.95
Reading	READ	473.07
English	ENGL	473.06

FERRIS STATE UNIVERSITY

Ranked Listing of Student Credit Hours (SCH) / Full Time Equated Faculty (FTEF) Aggregated by Course Prefix Fall + Winter Semesters 2002-2003

Course Description	Course Prefix	Student Credit Hours/ Full Time Equated Faculty (SCH/FTEF)
Professional Golf Management	PGMG	472.73
Computer Information Systems	ISYS	464.30
Pharmacology	PHCL	464.09
Manufacturing Engineering Technology	MFGE	460.85
Kendall College Science	KCSC	460.00
Building Construction	BCTM	458.99
Statistics and Quantitative Methods	STQM	452.80
Finance	FINC	451.91
Diagnostic Medical Sonography	SONO	448.00
French	FREN	439.55
Geology	GEOL	434.49
Nuclear Medicine	NUCM	434.40
Literature	LITR	424.65
Ferris State University Seminar	FSUS	417.71

FERRIS STATE UNIVERSITY

Ranked Listing of Student Credit Hours (SCH) / Full Time Equated Faculty (FTEF) Aggregated by Course Prefix Fall + Winter Semesters 2002-2003

Course Description	Course Prefix	Student Credit Hours/ Full Time Equated Faculty (SCH/FTEF)
Product Design Engineering Technology	PDET	416.33
German	GERM	416.00
Criminal Justice	CRIM	412.40
Education	EDUC	411.85
Health Care Systems Administration	HCSA	410.53
Insurance	INSR	408.00
Kendall College Social Science	KCSS	406.92
Kendall College Humanities	KCHU	386.11
University College Program	UNCP	384.17
E-Commerce	ECOM	384.00
Child Development	EDCD	383.09
Heating, Ventilation, Air Conditioning & Refrig Tec	HVAC	375.81
Heavy Equipment Service Engineering Technology	HSET	370.73
Recreation Management and Leisure Studies	RMLS	367.11

FERRIS STATE UNIVERSITY

Ranked Listing of Student Credit Hours (SCH) / Full Time Equated Faculty (FTEF) Aggregated by Course Prefix Fall + Winter Semesters 2002-2003

Course Description	Course Prefix	Student Credit Hours/ Full Time Equated Faculty (SCH/FTEF)
Law	LLAW	364.34
Automotive Body	ABOD	350.98
Electrical and Electronics Engineering Technology	EEET	341.58
International Business	INTB	337.85
Welding Engineering Technology	WELD	337.46
Visual Design and WEB Media	VISD	330.01
Plastics Engineering Technology	PLTS	328.55
Television Production	TVPR	319.16
Educational Career Technical Education	ECTE	316.94
University	UNIV	311.86
Directed Studies	DIST	311.35
Restaurant and Food Industry Management	RFIM	310.09
CAD Drafting and Tool Design	CDTD	303.76
Journalism	JRNL	303.65

FERRIS STATE UNIVERSITY

Ranked Listing of Student Credit Hours (SCH) / Full Time Equated Faculty (FTEF) Aggregated by Course Prefix Fall + Winter Semesters 2002-2003

Course Description	Course Prefix	Student Credit Hours/ Full Time Equated Faculty (SCH/FTEF)
Environmental Health and Safety Management	EHSM	300.93
Real Estate	REAL	299.20
Computer Science	CPSC	299.10
Surveying Engineering	SURE	296.46
Automotive Service Technology	AUTO	290.69
Nursing	NURS	286.49
Architectural Technology	ARCH	275.67
Heavy Equipment Technology	HEQT	273.52
Social Work	SCWK	272.13
Kendall College Foundation	KCFN	271.91
Theatre	THTR	270.42
Computer Network and Systems	ECNS	269.71
Manufacturing Tooling Technology	MFGT	268.51
Kendall College Interior Design	KCID	265.23

FERRIS STATE UNIVERSITY

Ranked Listing of Student Credit Hours (SCH) / Full Time Equated Faculty (FTEF) Aggregated by Course Prefix Fall + Winter Semesters 2002-2003

Course Description	Course Prefix	Student Credit Hours/ Full Time Equated Faculty (SCH/FTEF)
Restaurant and Food Industry Management	RFIM	262.23
Kendall College Design Studies	KCDS	256.46
Master of Science Information Systems Management	MISM	256.28
Visual Communication	VISC	254.75
Music Industry Management	MIMG	247.80
Pharmacy Practice	PHPR	243.18
Facilities Management	FMAN	242.39
Printing Technology	PTEC	241.65
Kendall College Illustration	KCIL	239.82
Optometry	OPTM	236.01
Hospitality Management	HOMT	227.94
Horticulture	HORT	224.34
Kendall College Industrial Design	KCIN	219.47
Kendall College Visual Communications	KCVC	212.11

FERRIS STATE UNIVERSITY

Ranked Listing of Student Credit Hours (SCH) / Full Time Equated Faculty (FTEF) Aggregated by Course Prefix Fall + Winter Semesters 2002-2003

Course Description	Course Prefix	Student Credit Hours/ Full Time Equated Faculty (SCH/FTEF)
Kendall Education	KCED	209.92
Master of Science Information Systems Management	MISM	209.38
Kendall College Fine Arts	KCFA	208.74
Civil Engineering Technology	CETM	205.26
Clinical Laboratory Science	CLLS	200.36
Rubber Technology	RUBR	186.38
College of Arts & Sciences	COAS	182.00
Kendall College Digital Media	KCDM	180.24
Kendall College Furniture Design	KCFD	170.08
Kendall Metals/Jewelry Design	KCMJ	168.00
Hospitality Management	HOMT	163.32
Intensive English Program	IEPG	157.00
Printing Management	PMGT	156.37
Computer Information Systems Technology	CIST	144.00

FERRIS STATE UNIVERSITY

Ranked Listing of Student Credit Hours (SCH) / Full Time Equated Faculty (FTEF) Aggregated by Course Prefix Fall + Winter Semesters 2002-2003

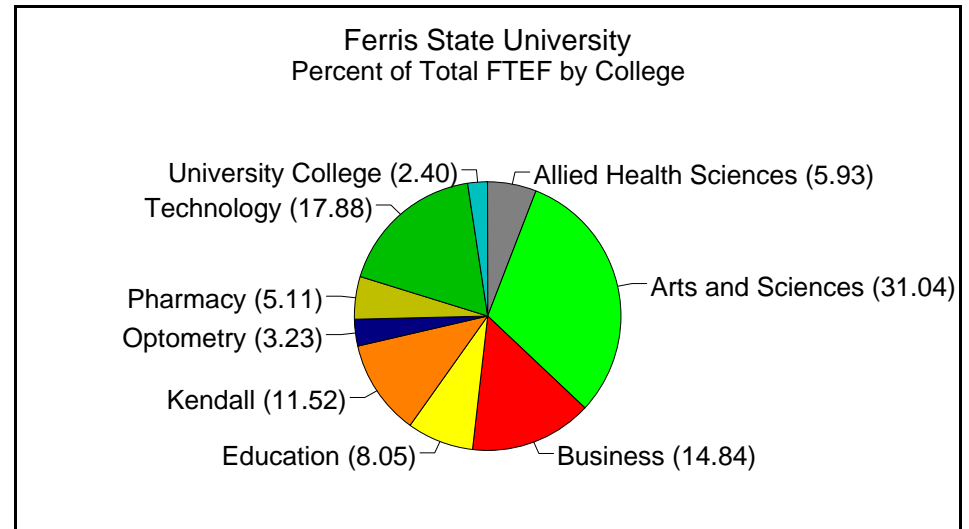
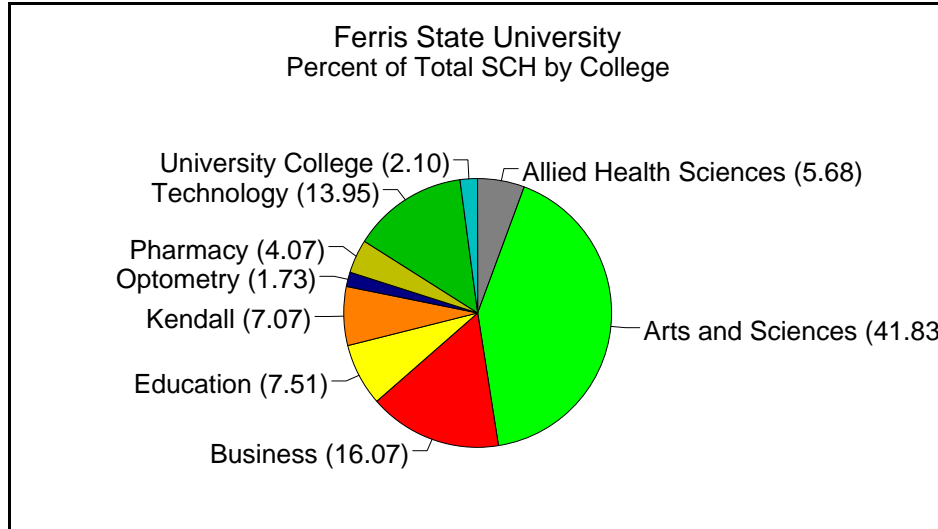
Course Description	Course Prefix	Student Credit Hours/ Full Time Equated Faculty (SCH/FTEF)
Respiratory Care	RESP	136.37
New Media Printing and Publishing	NMPP	129.26
Industrial Chemistry Technology	INCT	108.00
Pharmacognosy	PHCG	13.54
Computer Information Systems Management	CISM	

Ferris State University

Student Credit Hours (SCH) and Full Time Equated Faculty (FTEF) by College

Fall and Winter Terms Combined 2002-2003

By College



College	SCH	FTEF
Allied Health Sciences	15,244.00	36.26
Arts and Sciences	112,342.00	189.70
Business	43,162.00	90.70
Education	20,165.00	49.21
Kendall	18,994.00	70.44
Optometry	4,657.00	19.73
Pharmacy	10,919.00	31.25
Technology	37,465.00	109.27
University College	5,644.00	14.68

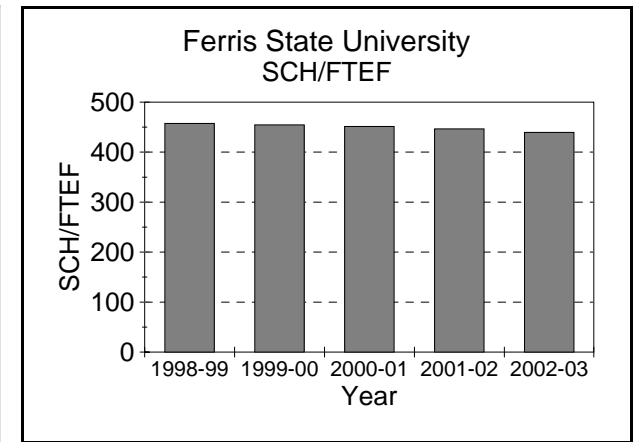
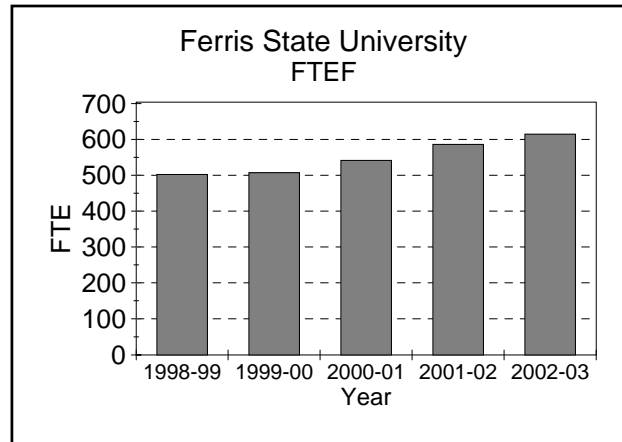
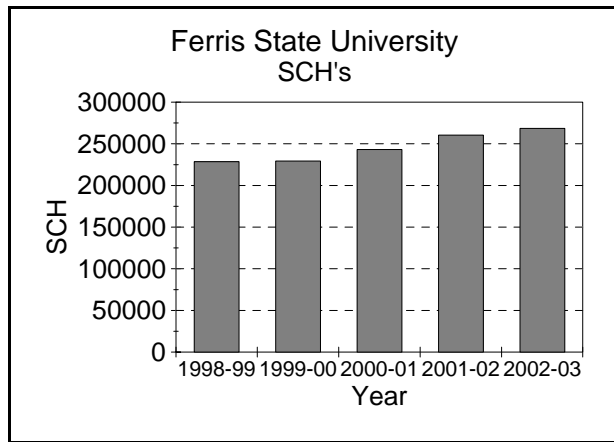
Source: Office of Institutional Research, g:\...\facload\0203\prdupnie.rsl

Ferris State University

Student Credit Hours (SCH), Full Time Equated Faculty (FTEF) and SCH/FTEF Aggregated by University

Fall and Winter Terms Combined

FSU



<u>Year</u>	<u>SCH</u>	<u>FTEF</u>	<u>SCH/FTEF</u>
1998-99	228,547.50	499.67	457.40
1999-00	229,276.50	504.43	454.53
2000-01	243,185.00	538.82	451.32
2001-02	260,521.00	583.23	446.69
2002-03	268,592.00	611.23	439.43

Caution: When viewing graphs, please note the differences in scales

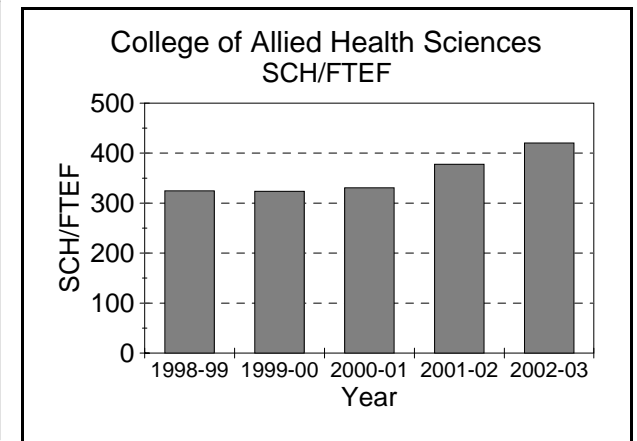
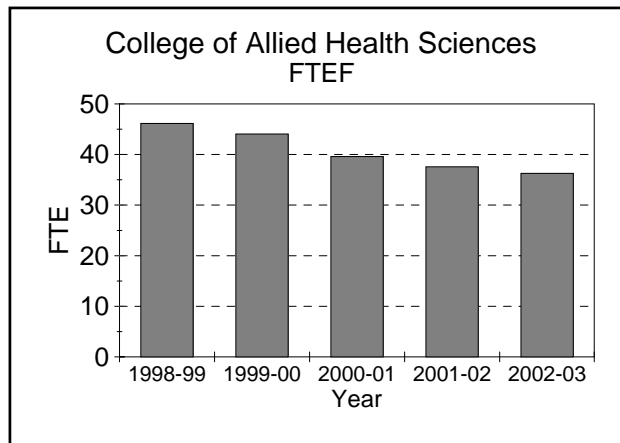
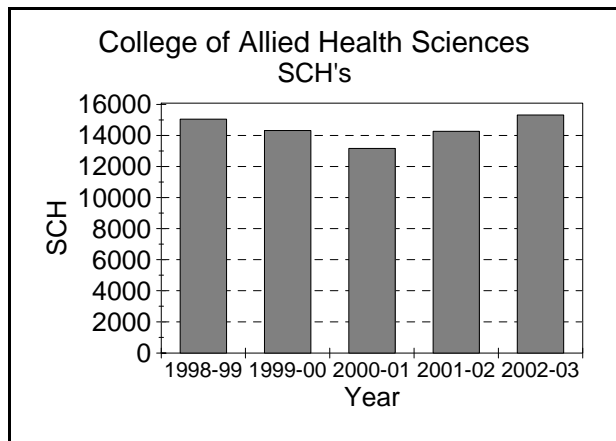
Source: Office of Institutional Research, g:\...\facload\0203\prdungr.rsl

Ferris State University

Student Credit Hours (SCH), Full Time Equated Faculty (FTEF) and SCH/FTEF Aggregated by College

Fall and Winter Terms Combined

College of Allied Health Sciences



<u>Year</u>	<u>SCH</u>	<u>FTEF</u>	<u>SCH/FTEF</u>
1998-99	14,971.00	46.13	324.53
1999-00	14,251.00	44.05	323.54
2000-01	13,102.00	39.61	330.75
2001-02	14,193.00	37.58	377.66
2002-03	15,244.00	36.26	420.44

Caution: When viewing graphs, please note the differences in scales

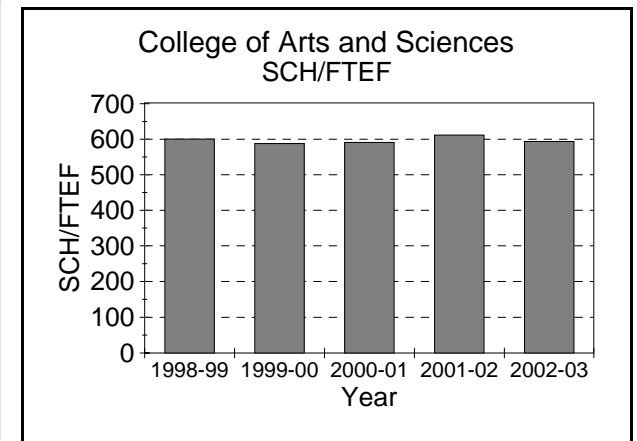
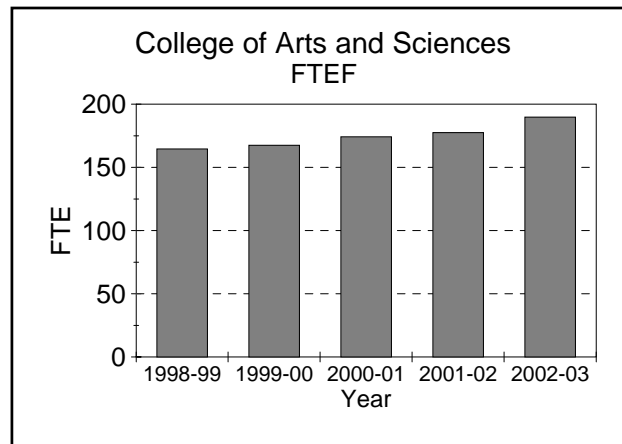
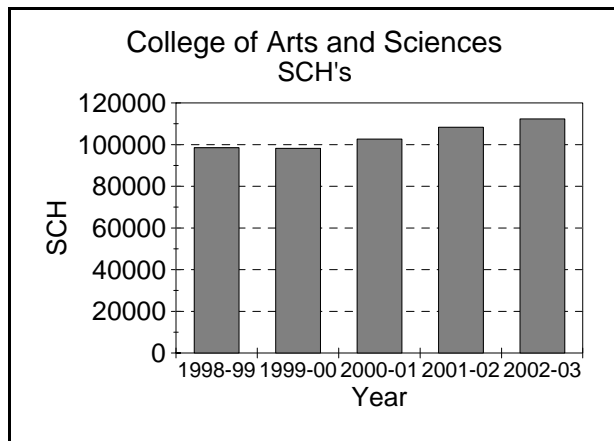
Source: Office of Institutional Research, g:\...\facload\0203\prdahgr.rsl

Ferris State University

Student Credit Hours (SCH), Full Time Equated Faculty (FTEF) and SCH/FTEF Aggregated by College

Fall and Winter Terms Combined

College of Arts and Sciences



<u>Year</u>	<u>SCH</u>	<u>FTEF</u>	<u>SCH/FTEF</u>
1998-99	98,537.00	164.55	598.83
1999-00	98,176.00	167.49	586.15
2000-01	102,666.00	174.22	589.29
2001-02	108,311.00	177.50	610.19
2002-03	112,342.00	189.70	592.21

Caution: When viewing graphs, please note the differences in scales

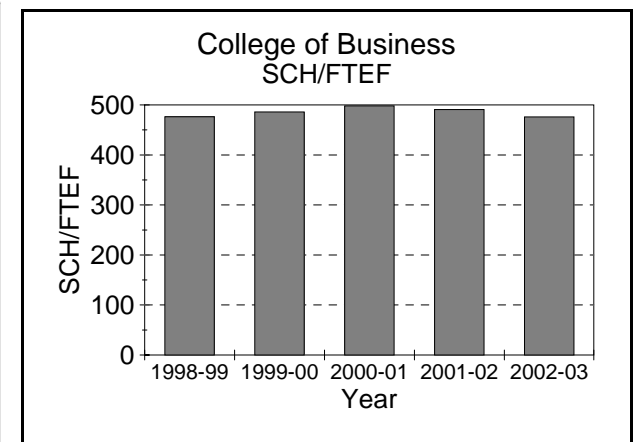
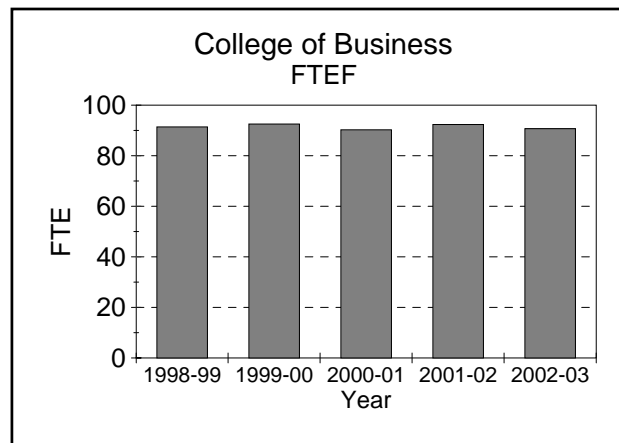
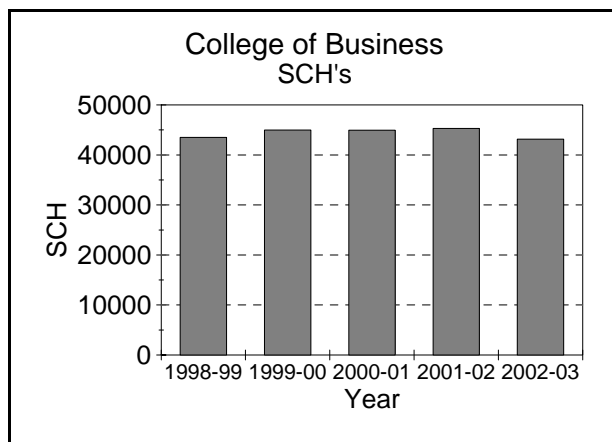
Source: Office of Institutional Research, g:\...load\0203\prdasgr.rsl

Ferris State University

Student Credit Hours (SCH), Full Time Equated Faculty (FTEF) and SCH/FTEF Aggregated by College

Fall and Winter Terms Combined

College of Business



<u>Year</u>	<u>SCH</u>	<u>FTEF</u>	<u>SCH/FTEF</u>
1998-99	43,517.00	91.38	476.24
1999-00	44,965.00	92.54	485.89
2000-01	44,955.00	90.28	497.97
2001-02	45,304.00	92.33	490.67
2002-03	43,162.00	90.70	475.89

Caution: When viewing graphs, please note the differences in scales

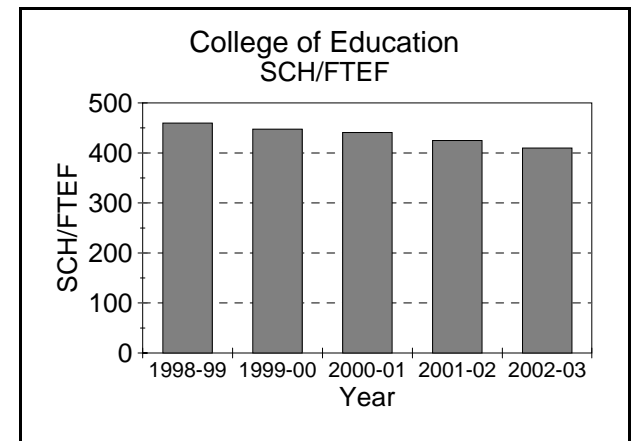
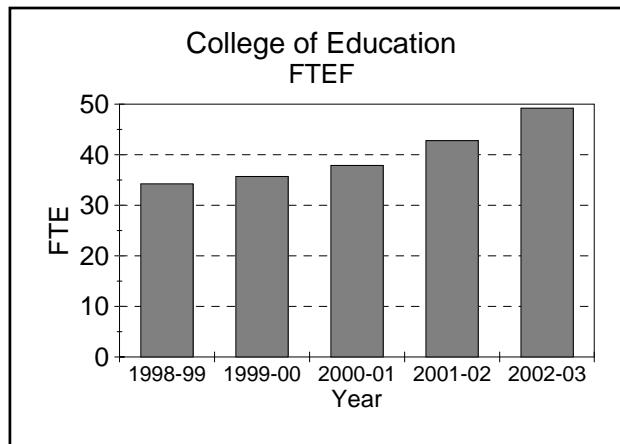
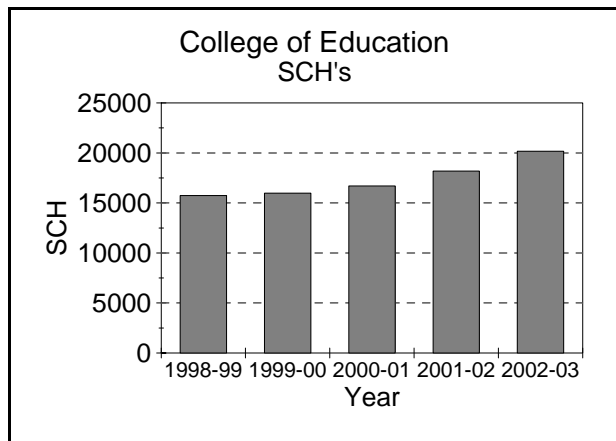
Source: Office of Institutional Research, g:\...load\0203\prdbmgr.rsl

Ferris State University

Student Credit Hours (SCH), Full Time Equated Faculty (FTEF) and SCH/FTEF Aggregated by College

Fall and Winter Terms Combined

College of Education & Human Services



<u>Year</u>	<u>SCH</u>	<u>FTEF</u>	<u>SCH/FTEF</u>
1998-99	15,742.00	34.23	459.83
1999-00	15,972.00	35.70	447.45
2000-01	16,693.00	37.87	440.80
2001-02	18,180.00	42.80	424.76
2002-03	20,165.00	49.21	409.81

Caution: When viewing graphs, please note the differences in scales

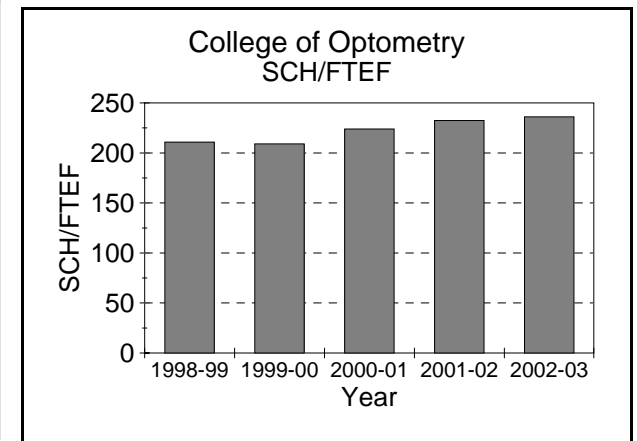
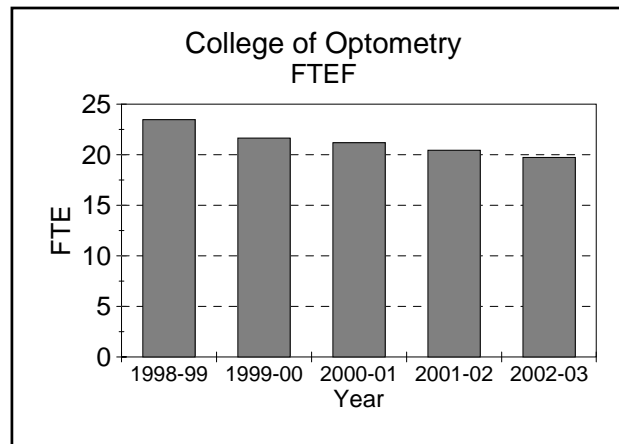
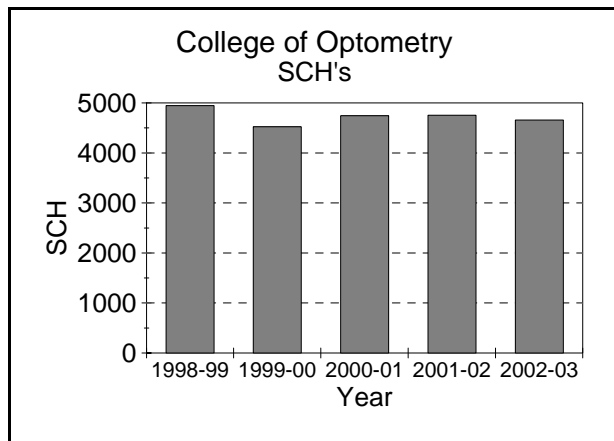
Source: Office of Institutional Research, g:\...fload\0203\prdedgr.rsl

Ferris State University

Student Credit Hours (SCH), Full Time Equated Faculty (FTEF) and SCH/FTEF Aggregated by College

Fall and Winter Terms Combined

College of Optometry



<u>Year</u>	<u>SCH</u>	<u>FTEF</u>	<u>SCH/FTEF</u>
1998-99	4,947.00	23.47	210.78
1999-00	4,522.00	21.64	209.00
2000-01	4,744.00	21.19	223.90
2001-02	4,753.00	20.45	232.39
2002-03	4,657.00	19.73	236.01

Caution: When viewing graphs, please note the differences in scales

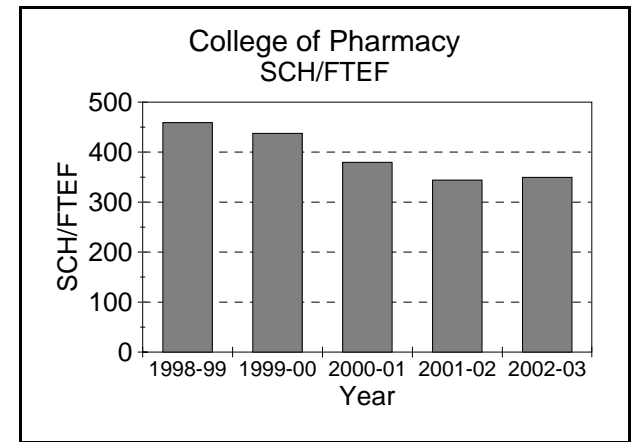
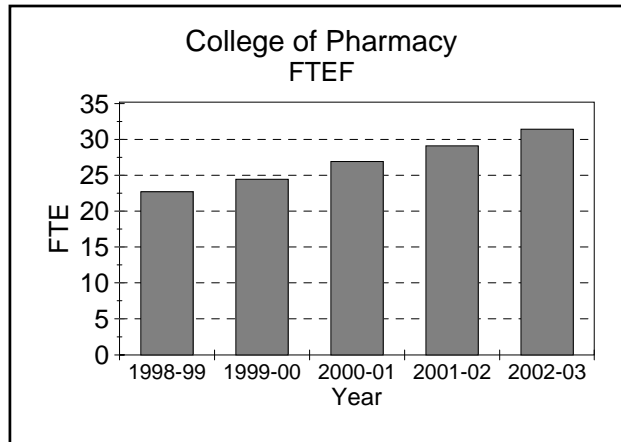
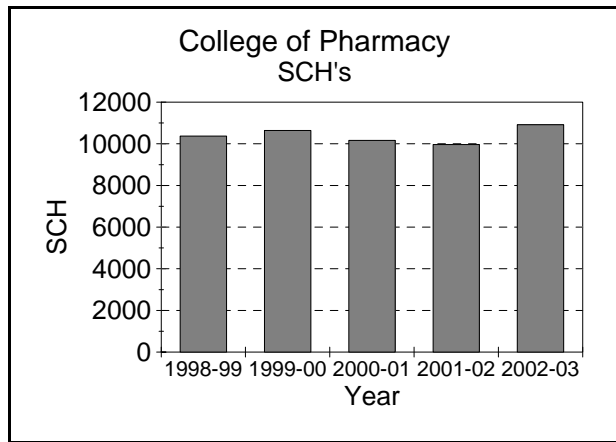
Source: Office of Institutional Research, g:\...fload\0203\prdogr.rsl

Ferris State University

Student Credit Hours (SCH), Full Time Equated Faculty (FTEF) and SCH/FTEF Aggregated by College

Fall and Winter Terms Combined

College of Pharmacy



<u>Year</u>	<u>SCH</u>	<u>FTEF</u>	<u>SCH/FTEF</u>
1998-99	10,373.50	22.60	458.99
1999-00	10,643.50	24.32	437.65
2000-01	10,165.00	26.78	379.53
2001-02	9,967.00	28.96	344.21
2002-03	10,919.00	31.25	349.42

Caution: When viewing graphs, please note the differences in scales

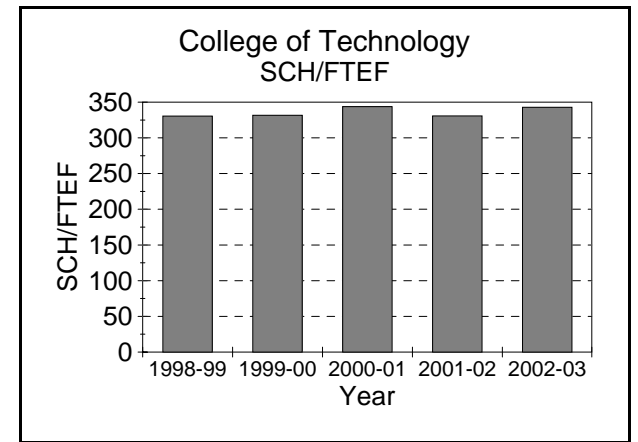
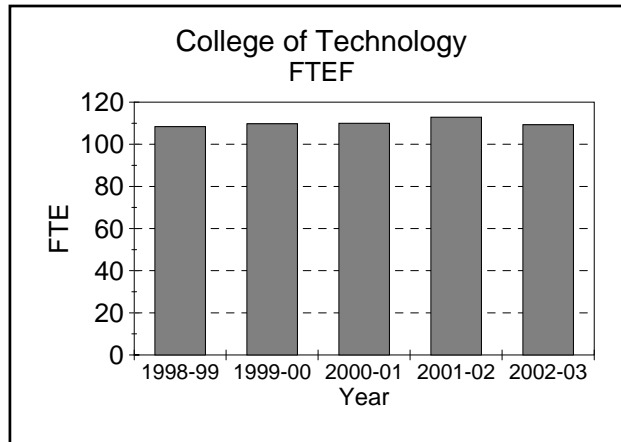
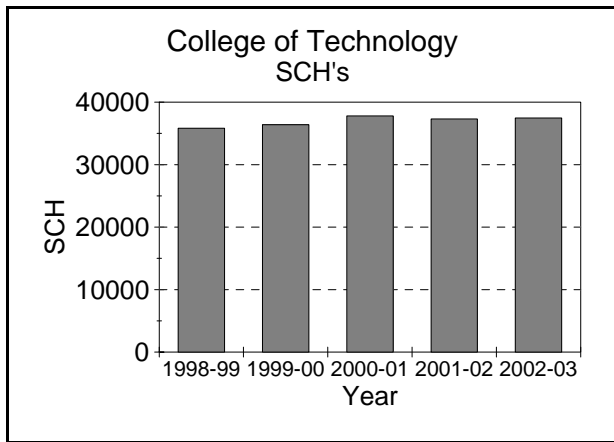
Source: Office of Institutional Research, g:\...fload\0203\prphgr.rsl

Ferris State University

Student Credit Hours (SCH), Full Time Equated Faculty (FTEF) and SCH/FTEF Aggregated by College

Fall and Winter Terms Combined

College of Technology



<u>Year</u>	<u>SCH</u>	<u>FTEF</u>	<u>SCH/FTEF</u>
1998-99	35,837.00	108.41	330.58
1999-00	36,389.00	109.73	331.62
2000-01	37,801.00	109.94	343.83
2001-02	37,308.00	112.84	330.62
2002-03	37,465.00	109.27	342.87

Caution: When viewing graphs, please note the differences in scales

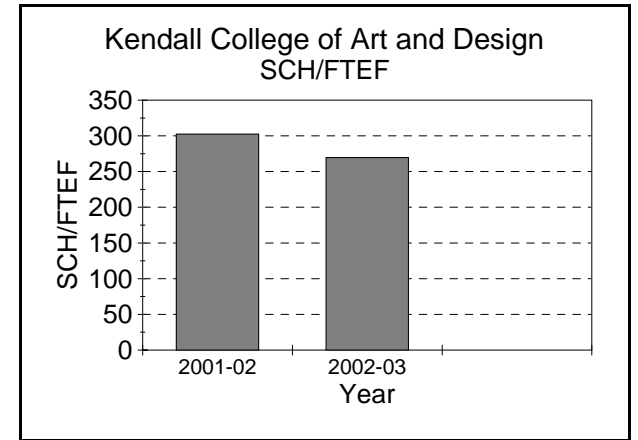
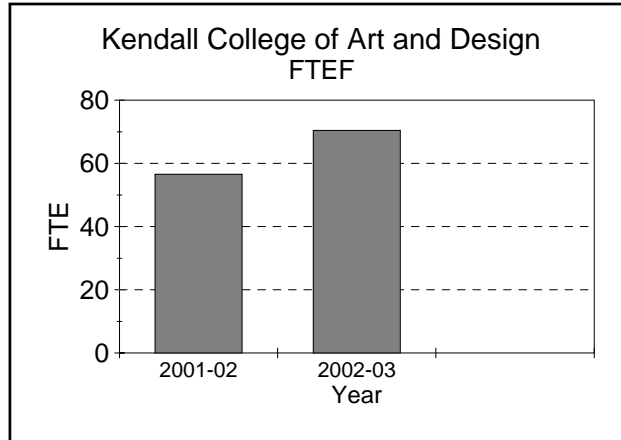
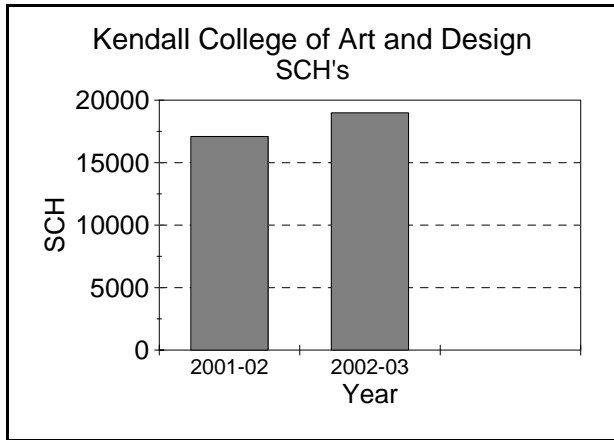
Source: Office of Institutional Research, g:\...load\0203\prdtgr.rsl

Ferris State University

Student Credit Hours (SCH), Full Time Equated Faculty (FTEF) and SCH/FTEF Aggregated by College

Fall and Winter Terms Combined

Kendall College of Art and Design



<u>Year</u>	<u>SCH</u>	<u>FTEF</u>	<u>SCH/FTEF</u>
2001-02	17,098.00	56.54	302.39
2002-03	18,994.00	70.44	269.64

Caution: When viewing graphs, please note the differences in scales

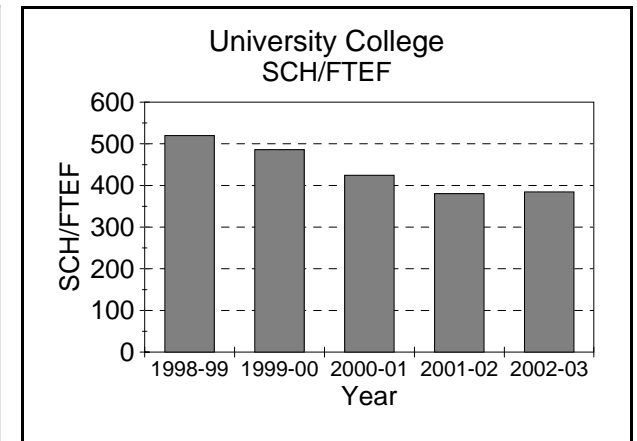
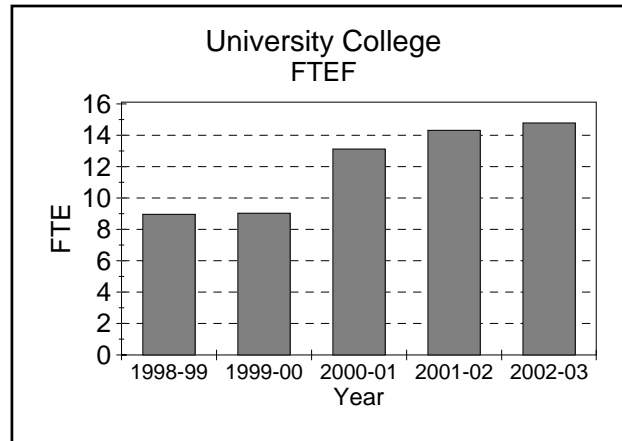
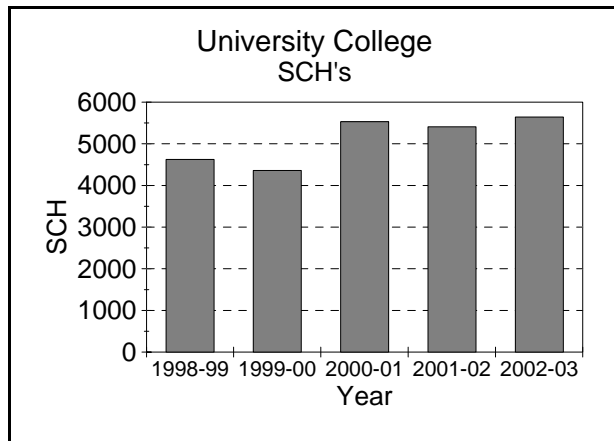
Source: Office of Institutional Research, g:\...\facload\0203\prdkcgr.rsl

Ferris State University

Student Credit Hours (SCH), Full Time Equated Faculty (FTEF) and SCH/FTEF Aggregated by College

Fall and Winter Terms Combined

University College



<u>Year</u>	<u>SCH</u>	<u>FTEF</u>	<u>SCH/FTEF</u>
1998-99	4,623.00	8.90	519.60
1999-00	4,358.00	8.97	486.07
2000-01	5,531.00	13.03	424.36
2001-02	5,407.00	14.22	380.26
2002-03	5,644.00	14.68	384.54

Caution: When viewing graphs, please note the differences in scales

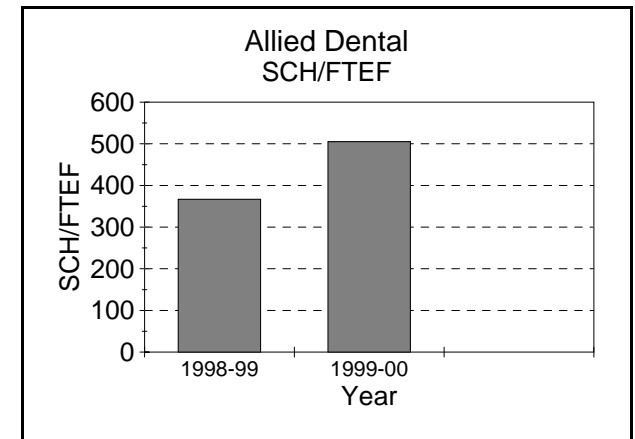
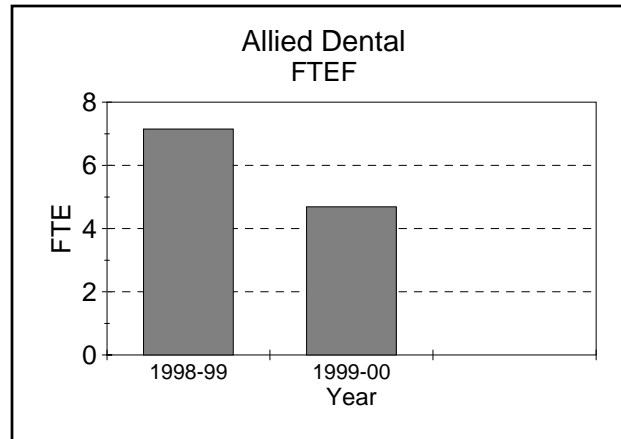
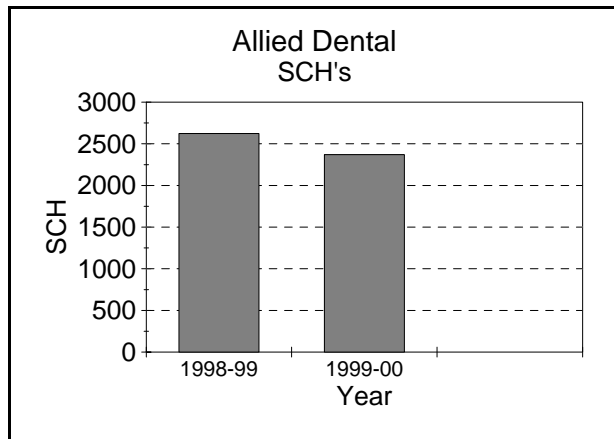
Source: Office of Institutional Research, g:\...load\0203\prducgr.rsl

Ferris State University

Student Credit Hours (SCH), Full Time Equated Faculty (FTEF) and SCH/FTEF Aggregated by Department

Fall and Winter Terms Combined

Allied Dental (Allied Health Sciences)



<u>Year</u>	<u>SCH</u>	<u>FTEF</u>	<u>SCH/FTEF</u>
1998-99	2,624.00	7.15	366.83
1999-00	2,370.00	4.69	505.25

<< Department changed to **Nursing & Dental Hygiene** in 2000-01 >>

Caution: When viewing graphs, please note the differences in scales

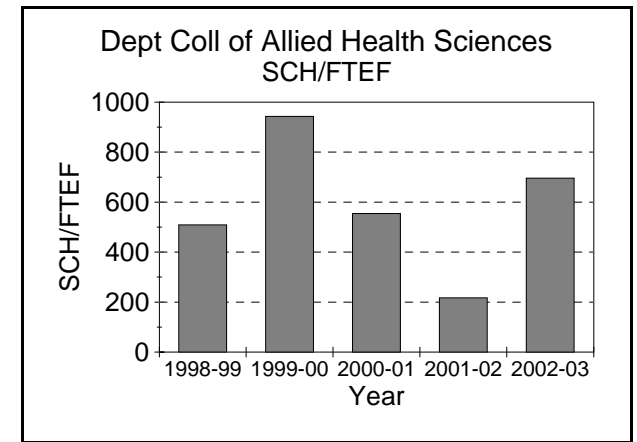
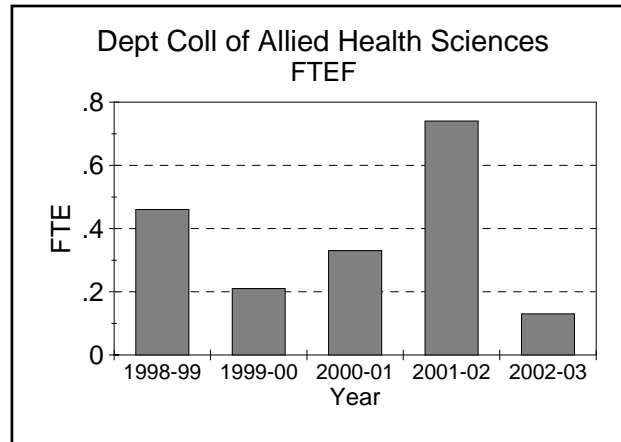
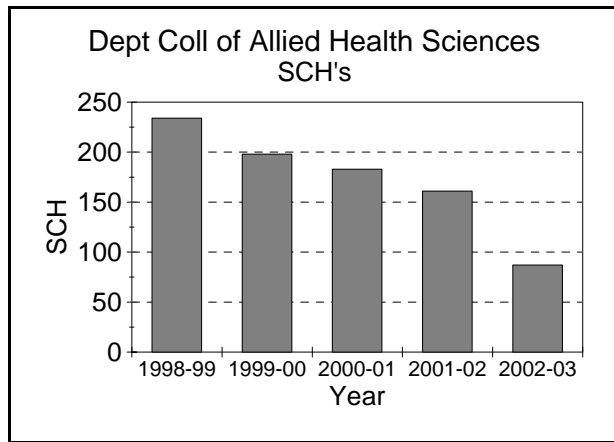
Source: Office of Institutional Research, g:\...\facload\0203\prdah1g.rsl

Ferris State University

Student Credit Hours (SCH), Full Time Equated Faculty (FTEF) and SCH/FTEF Aggregated by Department

Fall and Winter Terms Combined

College of Allied Health Sciences (College of Allied Health Sciences)



<u>Year</u>	<u>SCH</u>	<u>FTEF</u>	<u>SCH/FTEF</u>
1998-99	234.00	0.46	508.70
1999-00	198.00	0.21	942.86
2000-01	183.00	0.33	554.55
2001-02	161.00	0.74	216.79
2002-03	87.00	0.13	696.00

Caution: When viewing graphs, please note the differences in scales

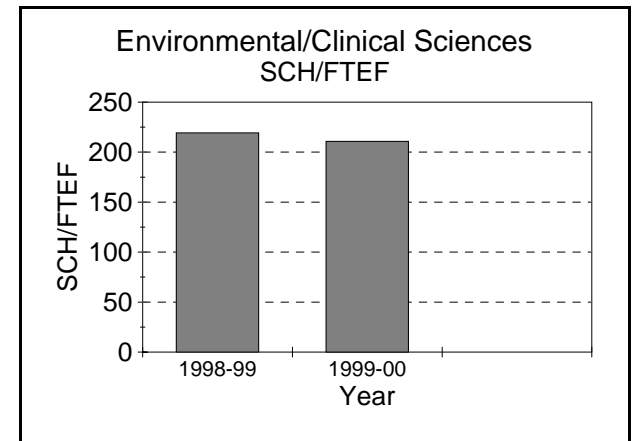
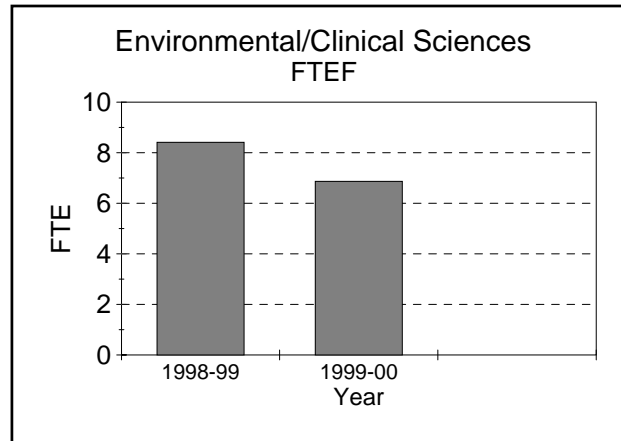
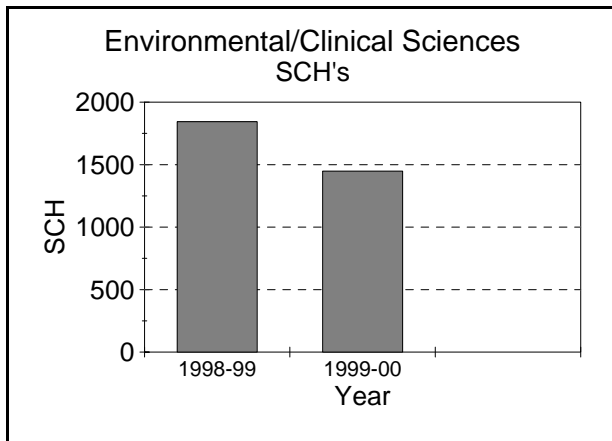
Source: Office of Institutional Research, g:\...fload\0203\prdah2g.rsl

Ferris State University

Student Credit Hours (SCH), Full Time Equated Faculty (FTEF) and SCH/FTEF Aggregated by Department

Fall and Winter Terms Combined

Environmental/Clinical Sciences (College of Allied Health Sciences)



<u>Year</u>	<u>SCH</u>	<u>FTEF</u>	<u>SCH/FTEF</u>
1998-99	1,844.00	8.41	219.27
1999-00	1,448.00	6.87	210.79

<<Department closed after W00, the IEHM course prefix moved to Health Management and the CLLS prefix to Health Related Programs>>

Caution: When viewing graphs, please note the differences in scales

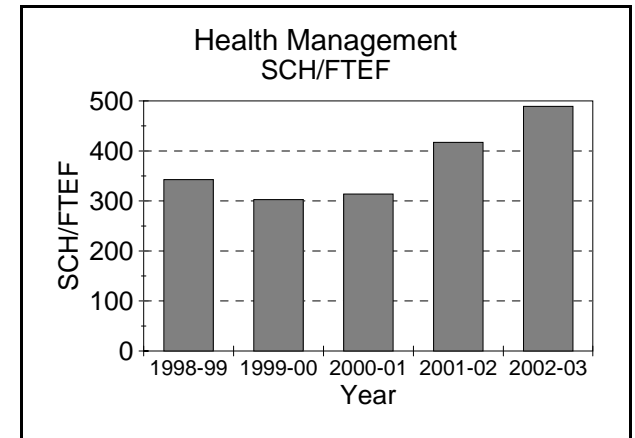
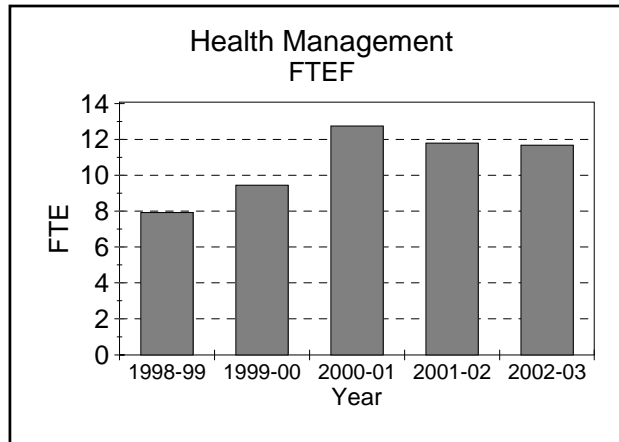
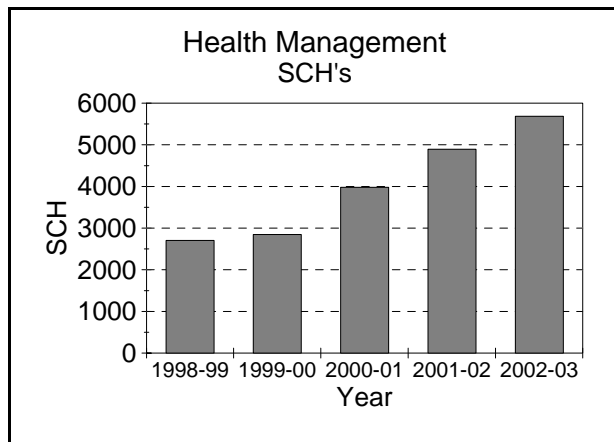
Source: Office of Institutional Research, g:\...fload\0203\prdah3g.rsl

Ferris State University

Student Credit Hours (SCH), Full Time Equated Faculty (FTEF) and SCH/FTEF Aggregated by Department

Fall and Winter Terms Combined

Health Management (College of Allied Health Sciences)



<u>Year</u>	<u>SCH</u>	<u>FTEF</u>	<u>SCH/FTEF</u>
1998-99	2,703.00	7.89	342.54
1999-00	2,845.00	9.40	302.66
2000-01	3,981.00	12.68	313.89
2001-02	4,895.00	11.73	417.29
2002-03	5,686.00	11.62	489.23

Caution: When viewing graphs, please note the differences in scales

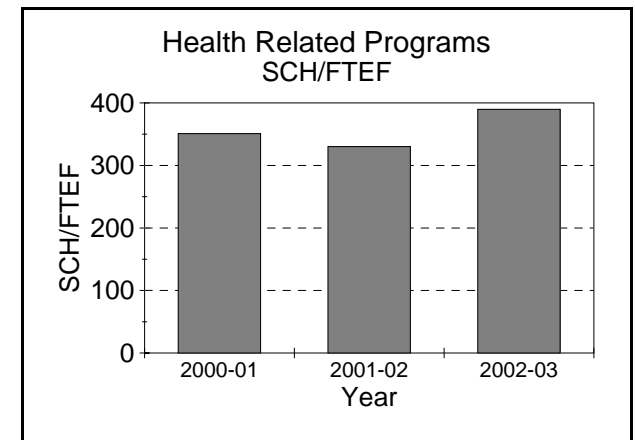
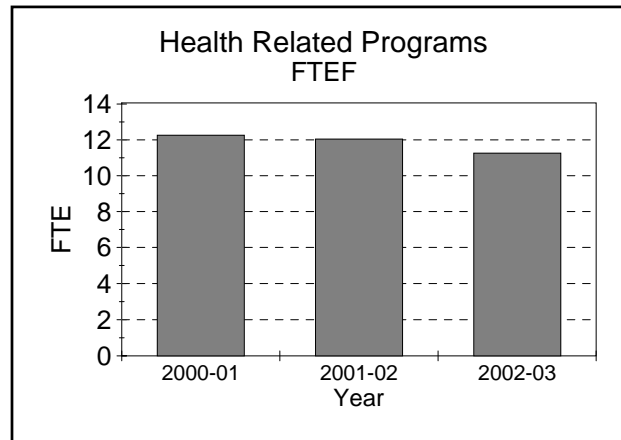
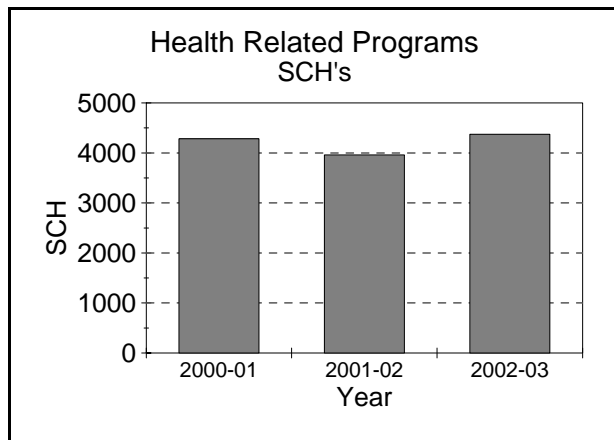
Source: Office of Institutional Research, g:\...\facload\0203\prdah4g.rsl

Ferris State University

Student Credit Hours (SCH), Full Time Equated Faculty (FTEF) and SCH/FTEF Aggregated by Department

Fall and Winter Terms Combined

Health Related Programs (College of Allied Health Sciences)



<u>Year</u>	<u>SCH</u>	<u>FTEF</u>	<u>SCH/FTEF</u>
2000-01	4,285.00	12.21	350.94
2001-02	3,961.00	12.00	330.06
2002-03	4,372.00	11.22	389.71

<< Prior to 2000-01 see **Hospital Related**>>

Caution: When viewing graphs, please note the differences in scales

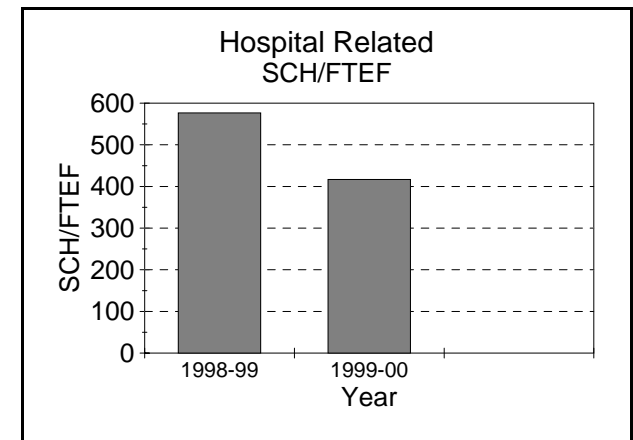
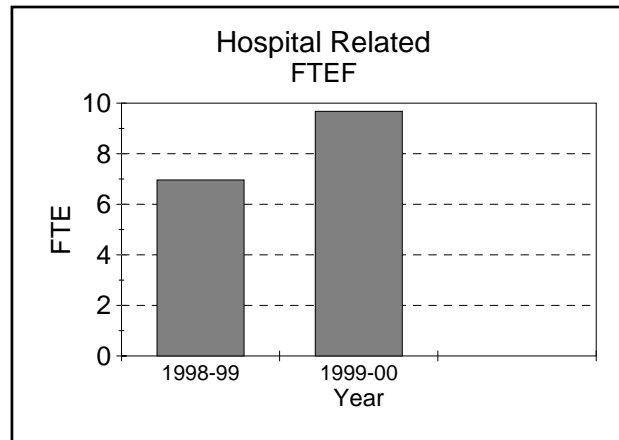
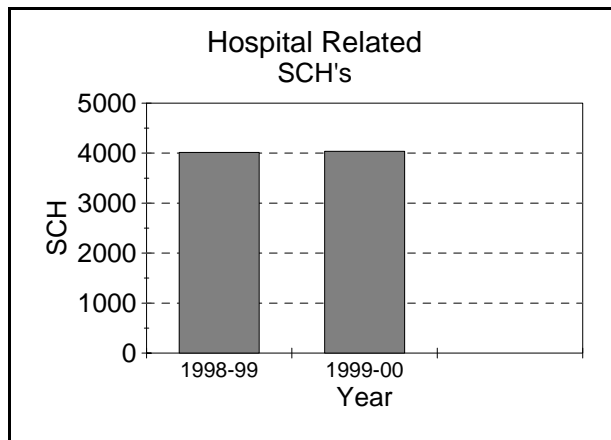
Source: Office of Institutional Research, g:\...fload\0203\prdah7g.rsl

Ferris State University

Student Credit Hours (SCH), Full Time Equated Faculty (FTEF) and SCH/FTEF Aggregated by Department

Fall and Winter Terms Combined

Hospital Related (College of Allied Health Sciences)



<u>Year</u>	<u>SCH</u>	<u>FTEF</u>	<u>SCH/FTEF</u>
1998-99	4,015.00	6.96	576.74
1999-00	4,036.00	9.68	416.79

<< Department changed to **Health Related Programs** in 2000-01 >>

Caution: When viewing graphs, please note the differences in scales

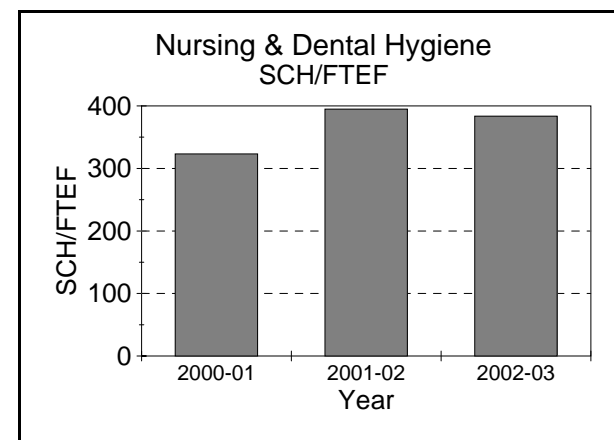
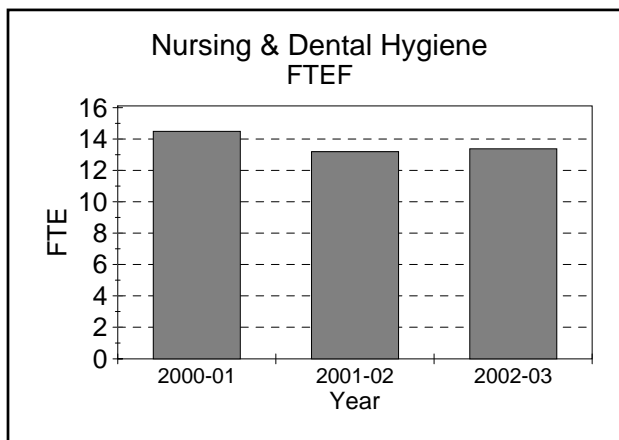
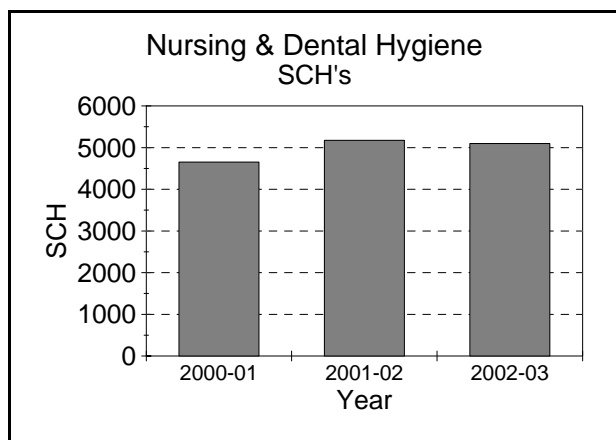
Source: Office of Institutional Research, g:\...fload\0203\prdah5g.rsl

Ferris State University

Student Credit Hours (SCH), Full Time Equated Faculty (FTEF) and SCH/FTEF Aggregated by Department

Fall and Winter Terms Combined

Nursing & Dental Hygiene (College of Allied Health Sciences)



<u>Year</u>	<u>SCH</u>	<u>FTEF</u>	<u>SCH/FTEF</u>
2000-01	4,653.00	14.39	323.35
2001-02	5,176.00	13.11	394.90
2002-03	5,099.00	13.29	383.64

<< Prior to 2000-01 see **Nursing**>>

Caution: When viewing graphs, please note the differences in scales

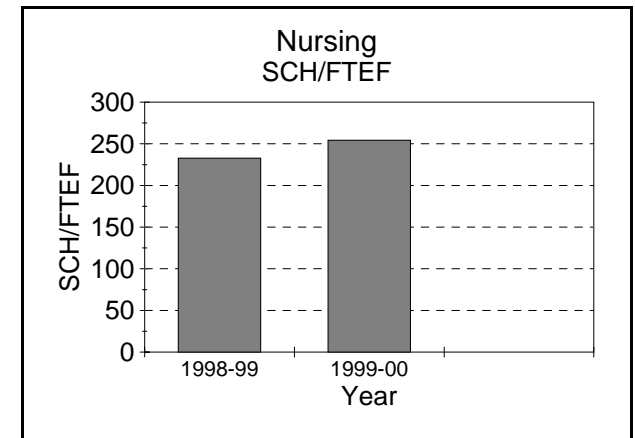
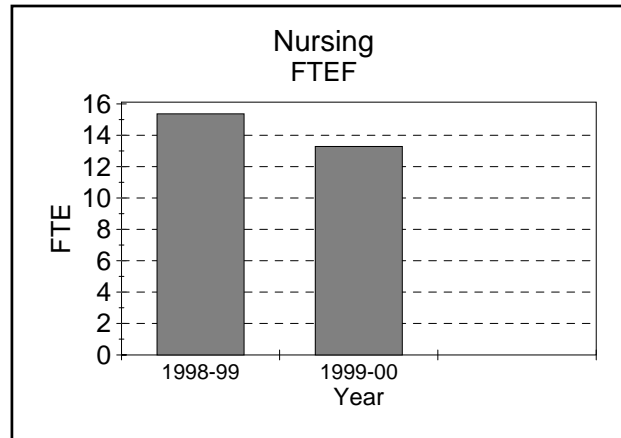
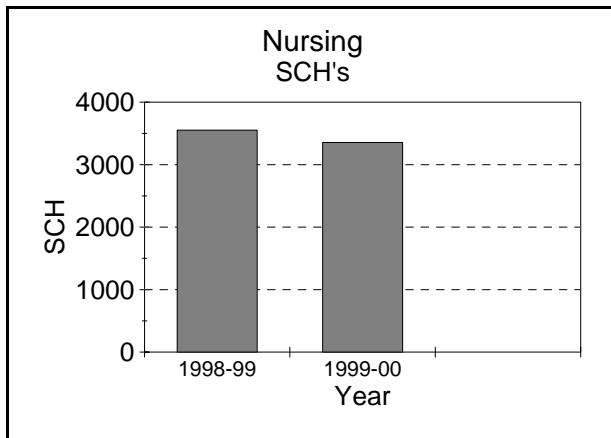
Source: Office of Institutional Research, g:\...fload\0203\prdah8g.rsl

Ferris State University

Student Credit Hours (SCH), Full Time Equated Faculty (FTEF) and SCH/FTEF Aggregated by Department

Fall and Winter Terms Combined

Nursing (College of Allied Health Sciences)



<u>Year</u>	<u>SCH</u>	<u>FTEF</u>	<u>SCH/FTEF</u>
1998-99	3,551.00	15.26	232.77
1999-00	3,354.00	13.19	254.21

<< Department changed to **Nursing & Dental Hygiene** in 2000-01 >>

Caution: When viewing graphs, please note the differences in scales

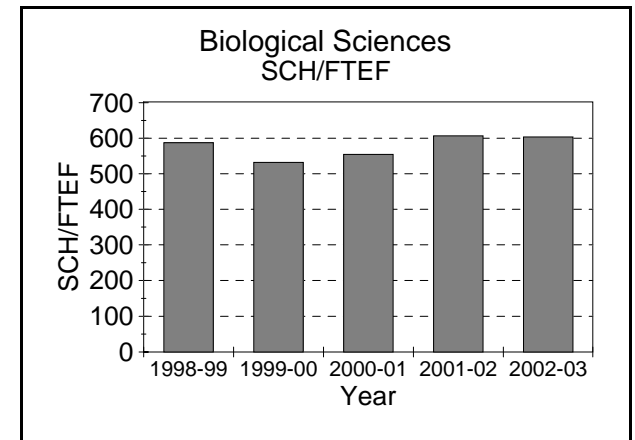
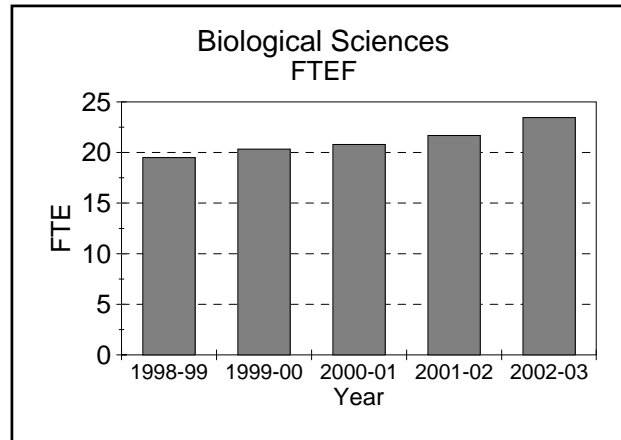
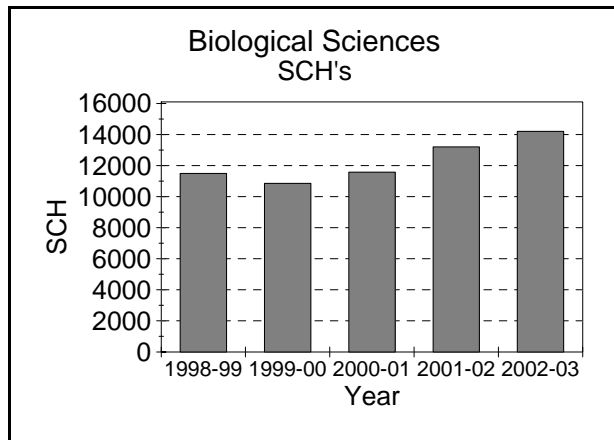
Source: Office of Institutional Research, g:\...\facload\0203\prdah6g.rsl

Ferris State University

Student Credit Hours (SCH), Full Time Equated Faculty (FTEF) and SCH/FTEF Aggregated by Department

Fall and Winter Terms Combined

Biological Sciences (College of Arts & Sciences)



<u>Year</u>	<u>SCH</u>	<u>FTEF</u>	<u>SCH/FTEF</u>
1998-99	11,426.00	19.50	585.98
1999-00	10,792.00	20.33	530.80
2000-01	11,502.00	20.79	553.30
2001-02	13,119.00	21.68	605.07
2002-03	14,118.00	23.45	602.06

Caution: When viewing graphs, please note the differences in scales

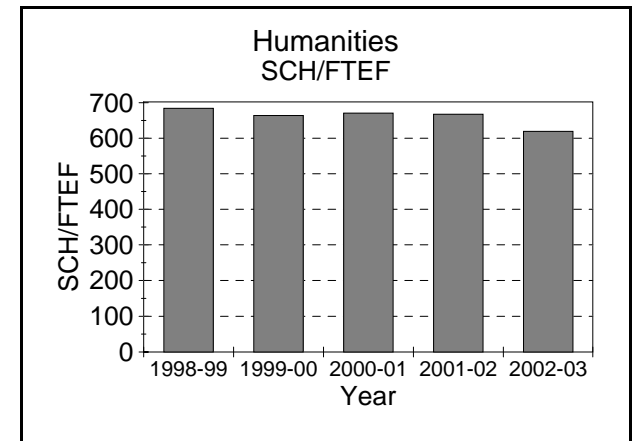
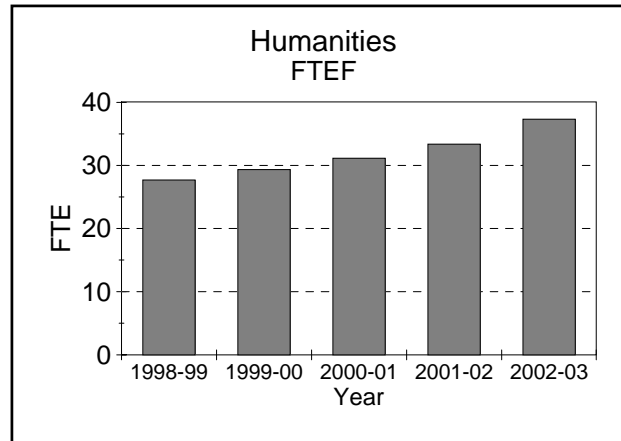
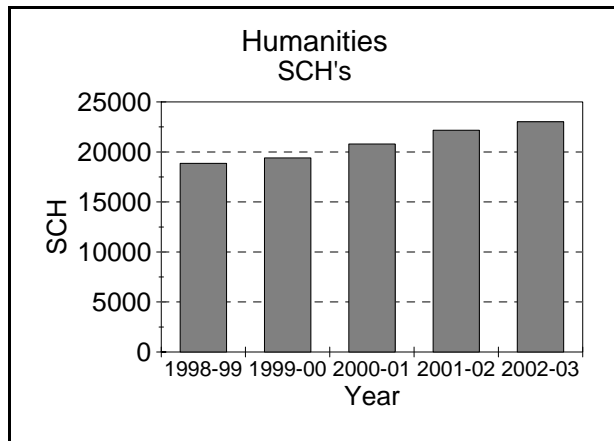
Source: Office of Institutional Research, g:\...fload\0203\prdas1g.rsl

Ferris State University

Student Credit Hours (SCH), Full Time Equated Faculty (FTEF) and SCH/FTEF Aggregated by Department

Fall and Winter Terms Combined

Humanities (College of Arts & Sciences)



<u>Year</u>	<u>SCH</u>	<u>FTEF</u>	<u>SCH/FTEF</u>
1998-99	18,863.00	27.66	682.08
1999-00	19,397.00	29.30	662.11
2000-01	20,797.00	31.10	668.69
2001-02	22,176.00	33.33	665.42
2002-03	23,012.00	37.26	617.60

Caution: When viewing graphs, please note the differences in scales

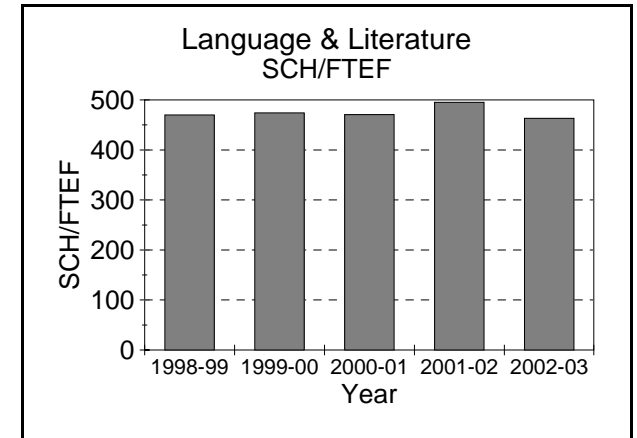
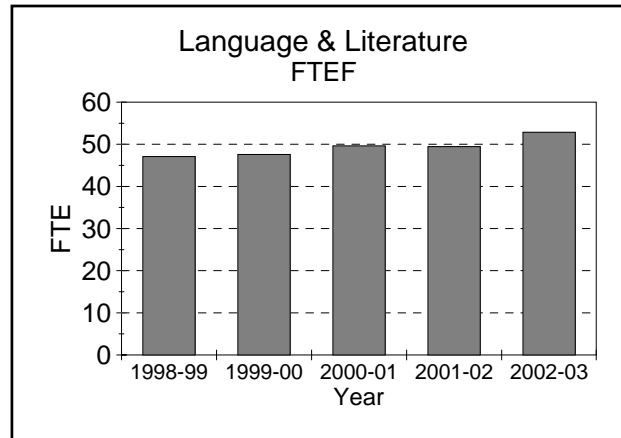
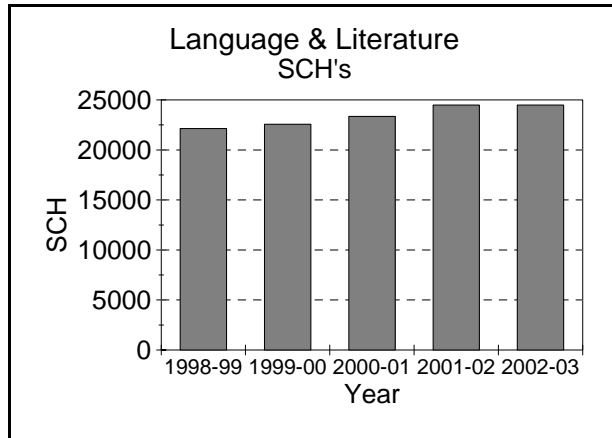
Source: Office of Institutional Research, g:\...fload\0203\prdas2g.rsl

Ferris State University

Student Credit Hours (SCH), Full Time Equated Faculty (FTEF) and SCH/FTEF Aggregated by Department

Fall and Winter Terms Combined

Language & Literature (College of Arts & Sciences)



<u>Year</u>	<u>SCH</u>	<u>FTEF</u>	<u>SCH/FTEF</u>
1998-99	22,132.00	47.10	469.89
1999-00	22,561.00	47.60	473.98
2000-01	23,348.00	49.63	470.49
2001-02	24,483.00	49.45	495.16
2002-03	24,492.00	52.86	463.32

Caution: When viewing graphs, please note the differences in scales

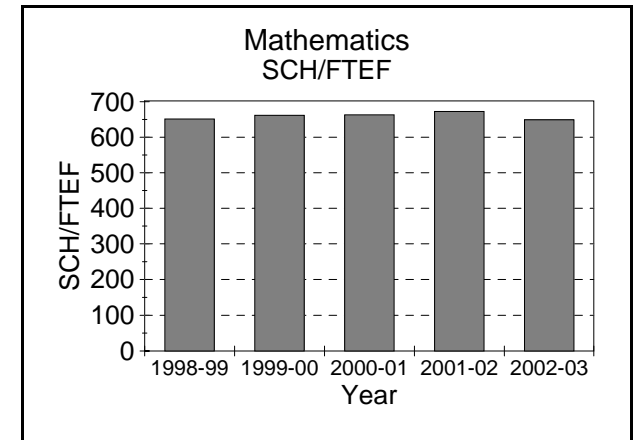
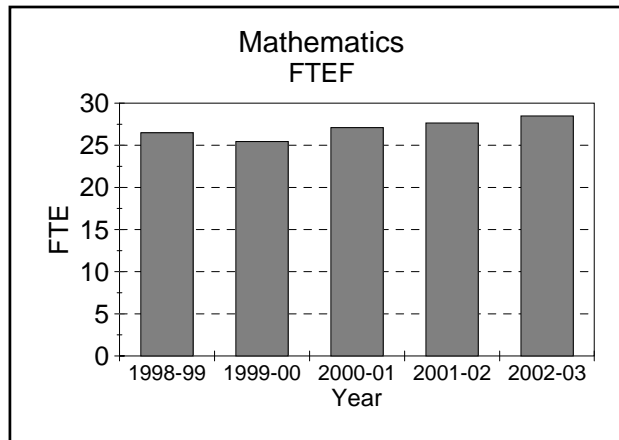
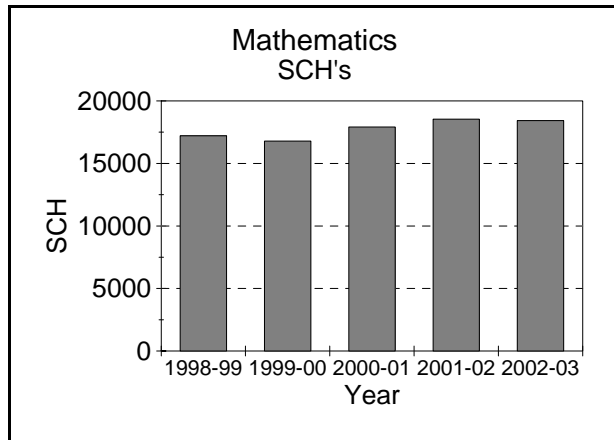
Source: Office of Institutional Research, g:\...\facload\0203\prdas3g.rsl

Ferris State University

Student Credit Hours (SCH), Full Time Equated Faculty (FTEF) and SCH/FTEF Aggregated by Department

Fall and Winter Terms Combined

Mathematics (College of Arts & Sciences)



<u>Year</u>	<u>SCH</u>	<u>FTEF</u>	<u>SCH/FTEF</u>
1998-99	17,205.00	26.49	649.49
1999-00	16,793.00	25.45	659.84
2000-01	17,915.00	27.09	661.19
2001-02	18,536.00	27.64	670.50
2002-03	18,431.00	28.49	647.01

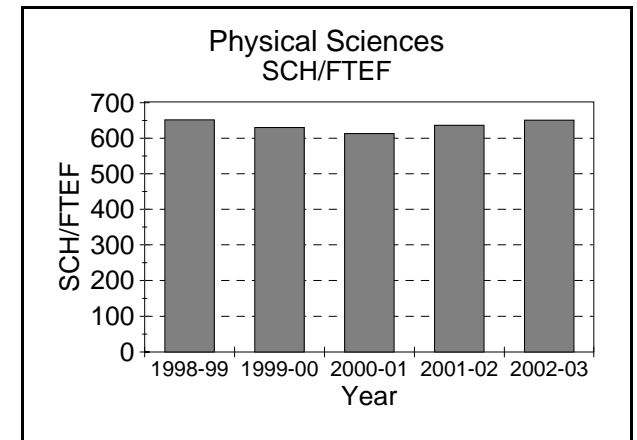
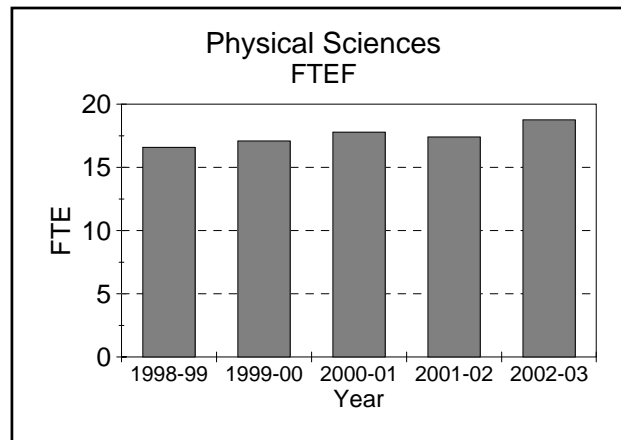
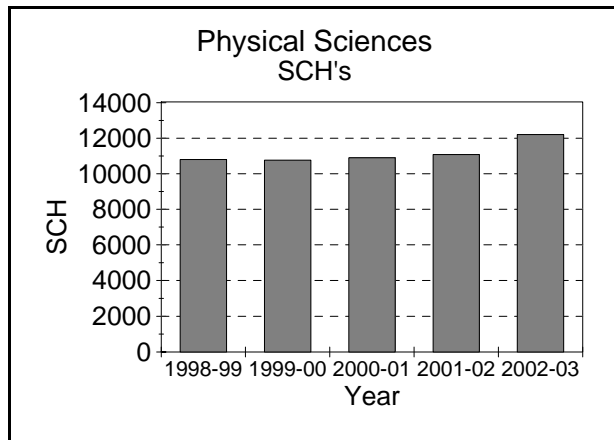
Caution: When viewing graphs, please note the differences in scales
Source: Office of Institutional Research, g:\...fload\0203\prdas4g.rsl

Ferris State University

Student Credit Hours (SCH), Full Time Equated Faculty (FTEF) and SCH/FTEF Aggregated by Department

Fall and Winter Terms Combined

Physical Sciences (College of Arts & Sciences)



<u>Year</u>	<u>SCH</u>	<u>FTEF</u>	<u>SCH/FTEF</u>
1998-99	10,773.00	16.58	649.62
1999-00	10,737.00	17.09	628.35
2000-01	10,875.00	17.79	611.35
2001-02	11,053.00	17.41	634.73
2002-03	12,177.00	18.76	649.11

Caution: When viewing graphs, please note the differences in scales

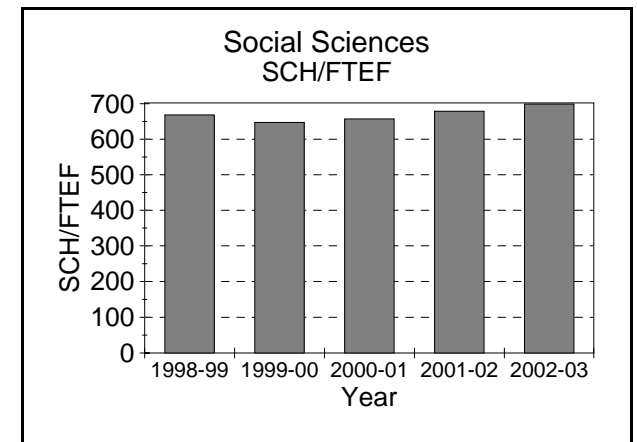
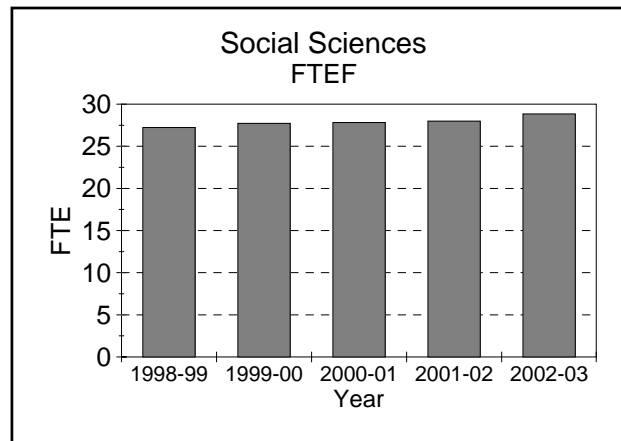
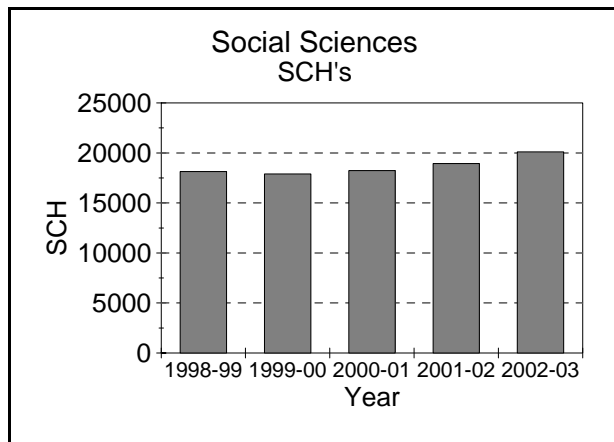
Source: Office of Institutional Research, g:\...fload\0203\prdas5g.rsl

Ferris State University

Student Credit Hours (SCH), Full Time Equated Faculty (FTEF) and SCH/FTEF Aggregated by Department

Fall and Winter Terms Combined

Social Sciences (College of Arts & Sciences)



<u>Year</u>	<u>SCH</u>	<u>FTEF</u>	<u>SCH/FTEF</u>
1998-99	18,138.00	27.22	666.34
1999-00	17,896.00	27.73	645.40
2000-01	18,229.00	27.82	655.18
2001-02	18,944.00	27.99	676.80
2002-03	20,105.00	28.84	697.06

Caution: When viewing graphs, please note the differences in scales

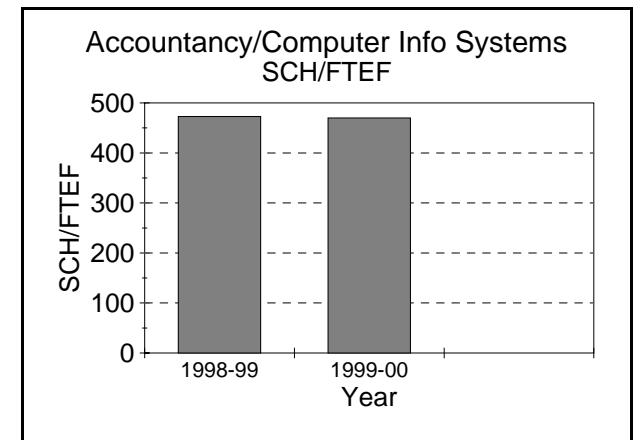
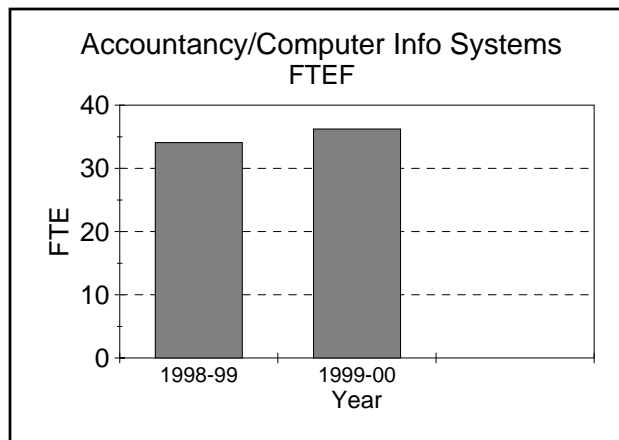
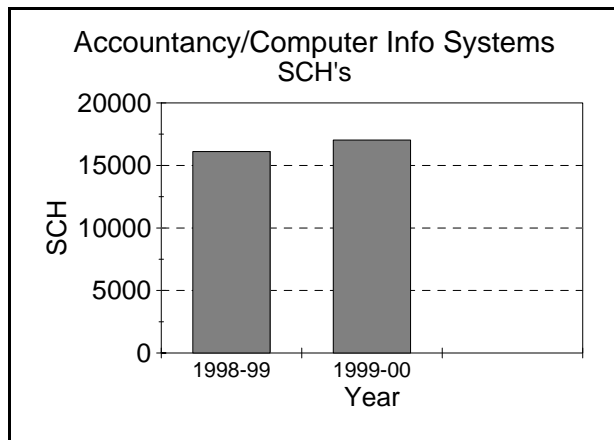
Source: Office of Institutional Research, g:\...fload\0203\prdas6g.rsl

Ferris State University

Student Credit Hours (SCH), Full Time Equated Faculty (FTEF) and SCH/FTEF Aggregated by Department

Fall and Winter Terms Combined

Accountancy/Computer Info Systems (College of Business)



<u>Year</u>	<u>SCH</u>	<u>FTEF</u>	<u>SCH/FTEF</u>
1998-99	16,109.00	34.08	472.72
1999-00	17,026.00	36.23	469.95

<< Department changed to **Accountancy/Econ/Applied Stats** and **Computer Information Systems Dept.** in 2000-01 >>

Caution: When viewing graphs, please note the differences in scales

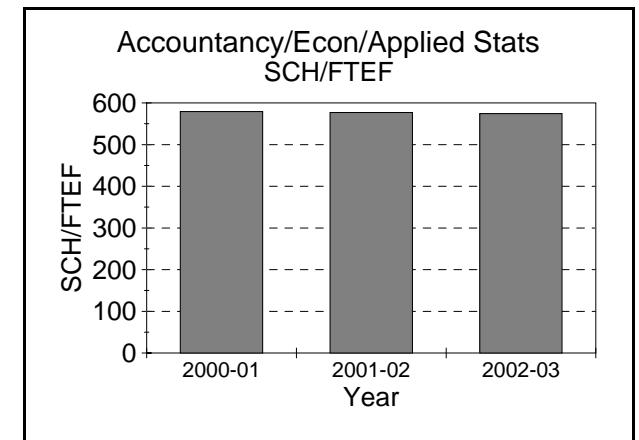
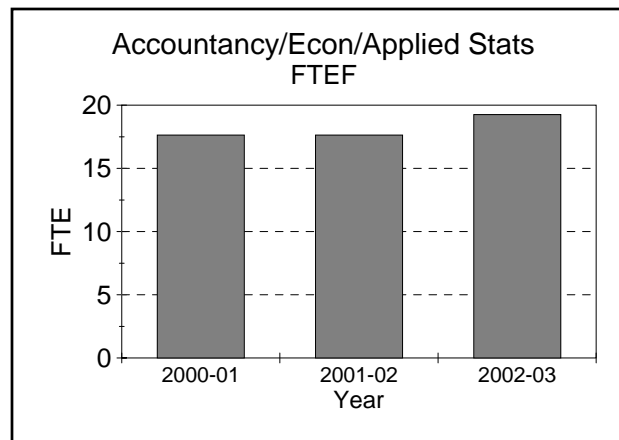
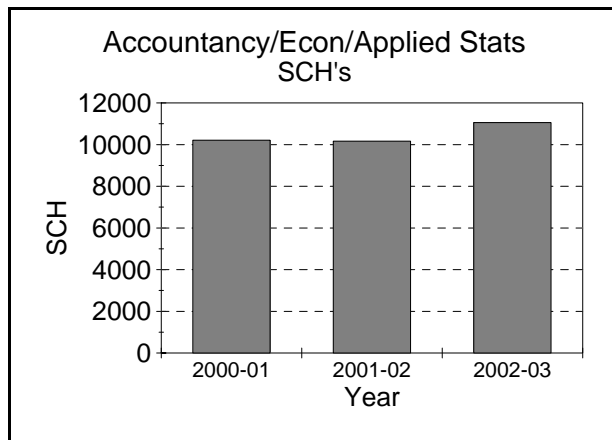
Source: Office of Institutional Research, g:\...fload\0203\prdfs1g.rsl

Ferris State University

Student Credit Hours (SCH), Full Time Equated Faculty (FTEF) and SCH/FTEF Aggregated by Department

Fall and Winter Terms Combined

Accountancy/Econ/Applied Stats (College of Business)



<u>Year</u>	<u>SCH</u>	<u>FTEF</u>	<u>SCH/FTEF</u>
2000-01	10,209.00	17.63	579.12
2001-02	10,167.00	17.63	576.85
2002-03	11,058.00	19.25	574.44

<< Prior to 2000-01 see **Accountancy/Computer Info Systems and Economics/Applied Statistics** >>

Caution: When viewing graphs, please note the differences in scales

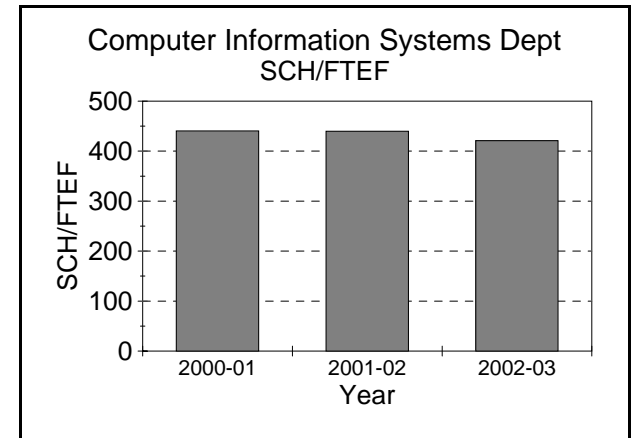
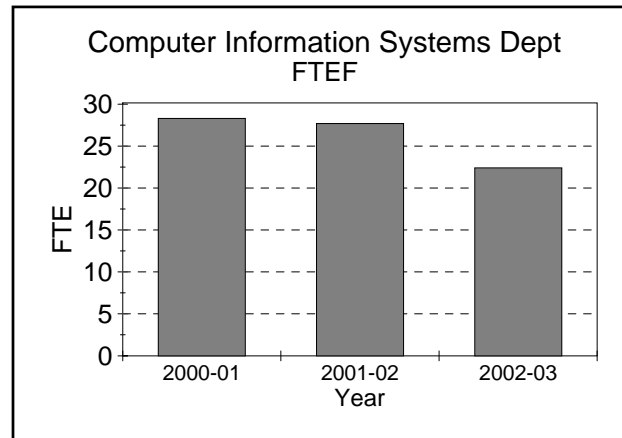
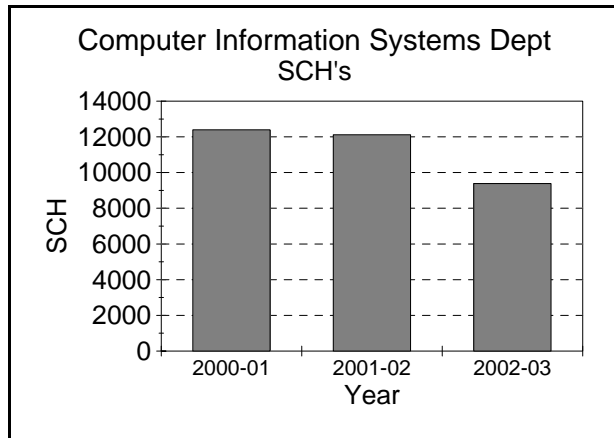
Source: Office of Institutional Research, g:\...fload\0203\prpbs2g.rsl

Ferris State University

Student Credit Hours (SCH), Full Time Equated Faculty (FTEF) and SCH/FTEF Aggregated by Department

Fall and Winter Terms Combined

Computer Information Systems Dept (College of Business)



<u>Year</u>	<u>SCH</u>	<u>FTEF</u>	<u>SCH/FTEF</u>
2000-01	12,399.00	28.16	440.37
2001-02	12,115.00	27.55	439.71
2002-03	9,382.00	22.29	420.89

<< Prior to 2000-01 see **Accountancy/Computer Info Systems** >>

Caution: When viewing graphs, please note the differences in scales

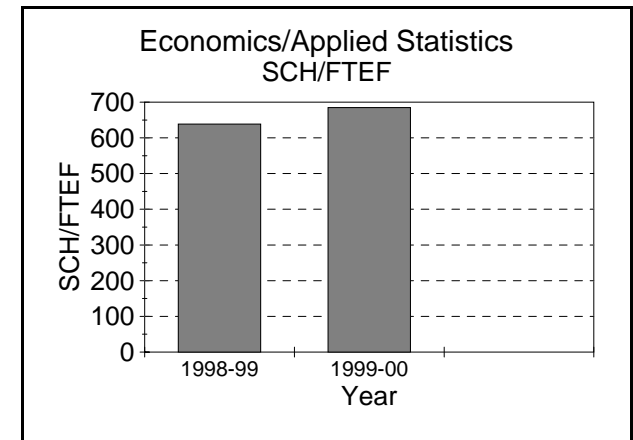
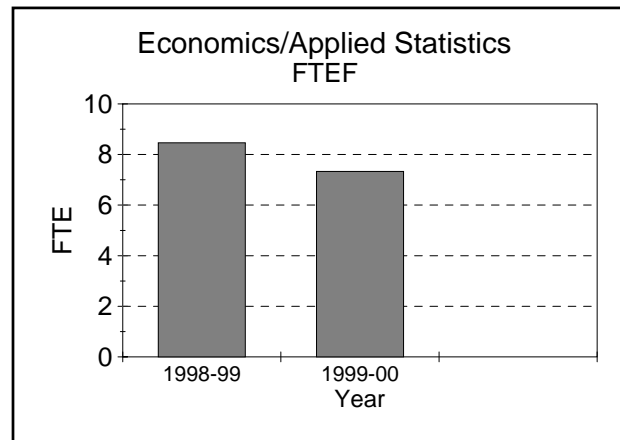
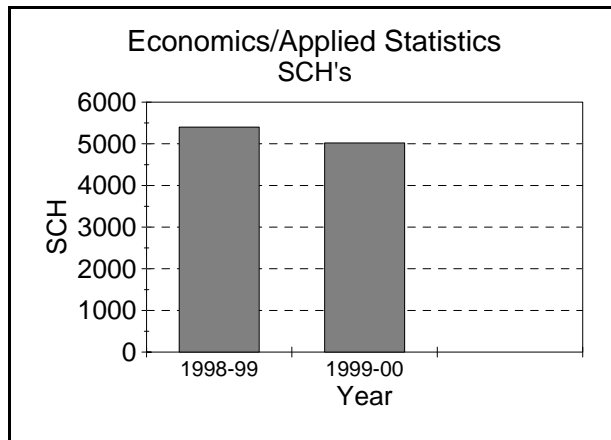
Source: Office of Institutional Research, g:\...fload\0203\prbs3g.rsl

Ferris State University

Student Credit Hours (SCH), Full Time Equated Faculty (FTEF) and SCH/FTEF Aggregated by Department

Fall and Winter Terms Combined

Economics/Applied Statistics (College of Business)



<u>Year</u>	<u>SCH</u>	<u>FTEF</u>	<u>SCH/FTEF</u>
1998-99	5,400.00	8.46	638.42
1999-00	5,022.00	7.33	684.82

<< Department changed to **Accountancy/Econ/Applied Stats** in 2000-01 >>

Caution: When viewing graphs, please note the differences in scales

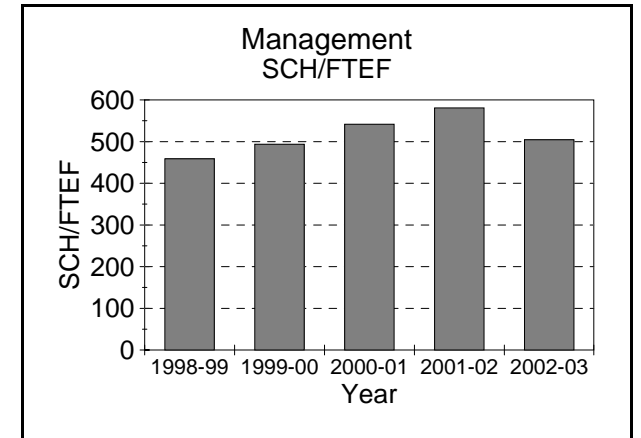
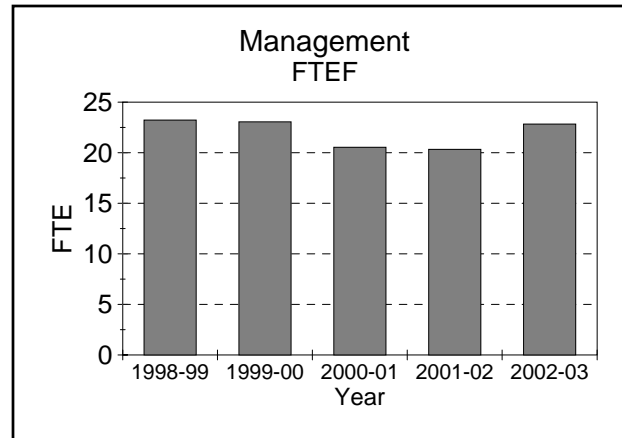
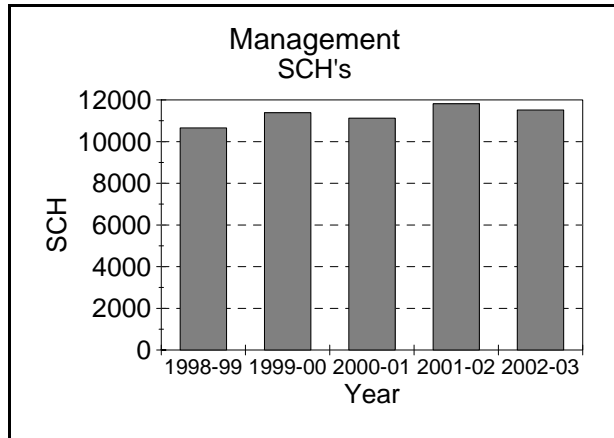
Source: Office of Institutional Research, g:\...fload\0203\prdbs6g.rsl

Ferris State University

Student Credit Hours (SCH), Full Time Equated Faculty (FTEF) and SCH/FTEF Aggregated by Department

Fall and Winter Terms Combined

Management (College of Business)



<u>Year</u>	<u>SCH</u>	<u>FTEF</u>	<u>SCH/FTEF</u>
1998-99	10,658.00	23.23	458.88
1999-00	11,382.00	23.06	493.59
2000-01	11,122.00	20.54	541.48
2001-02	11,812.00	20.34	580.76
2002-03	11,518.00	22.83	504.51

Caution: When viewing graphs, please note the differences in scales

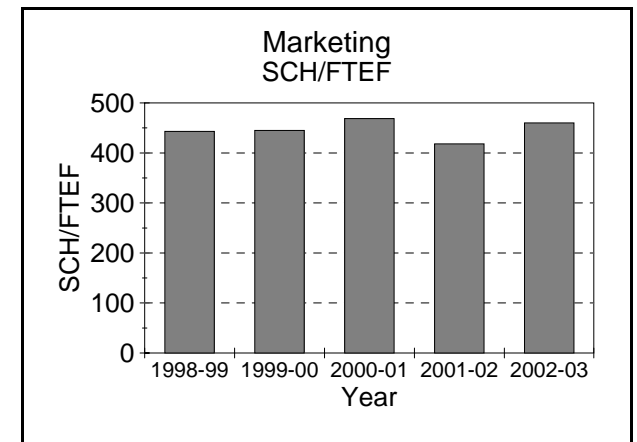
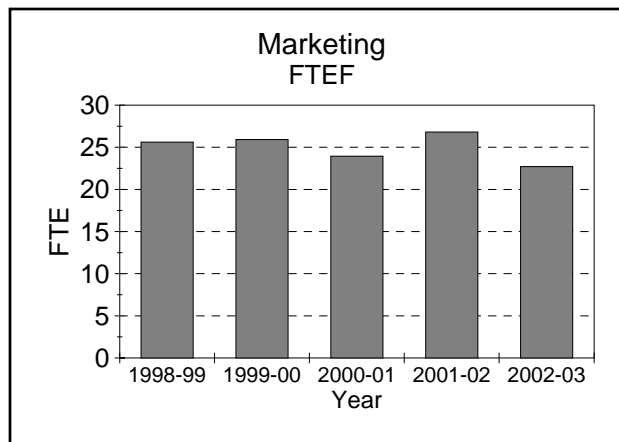
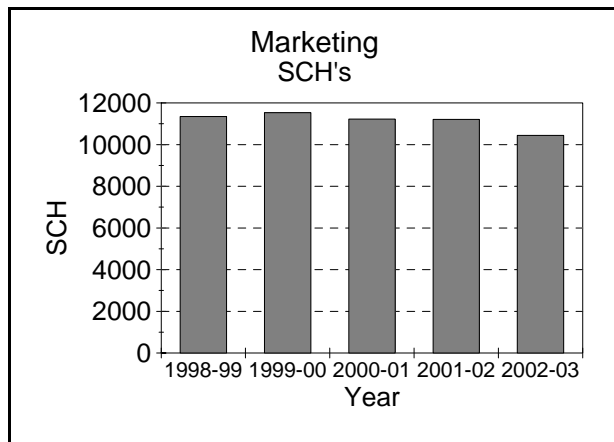
Source: Office of Institutional Research, g:\...fload\0203\prbs5g.rsl

Ferris State University

Student Credit Hours (SCH), Full Time Equated Faculty (FTEF) and SCH/FTEF Aggregated by Department

Fall and Winter Terms Combined

Marketing (College of Business)



<u>Year</u>	<u>SCH</u>	<u>FTEF</u>	<u>SCH/FTEF</u>
1998-99	11,350.00	25.61	443.11
1999-00	11,535.00	25.92	445.03
2000-01	11,225.00	23.95	468.63
2001-02	11,210.00	26.81	418.06
2002-03	10,445.00	22.70	460.09

Caution: When viewing graphs, please note the differences in scales

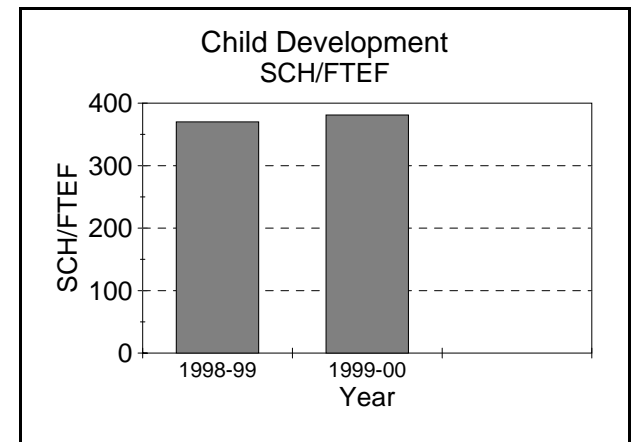
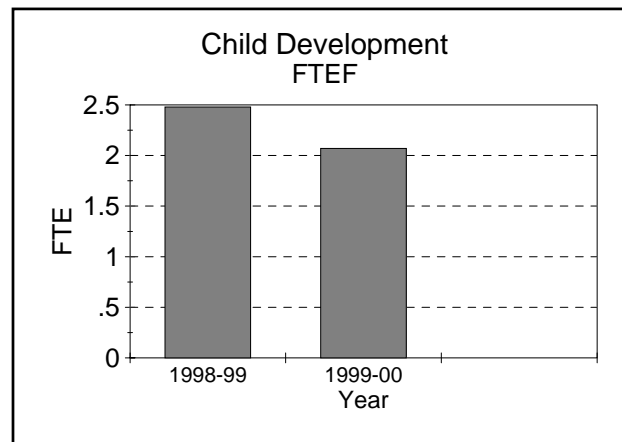
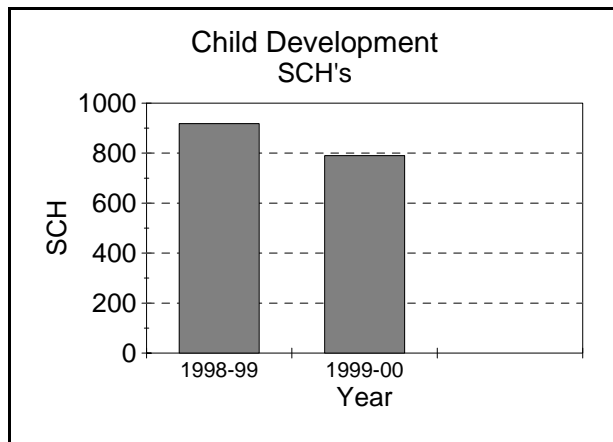
Source: Office of Institutional Research, g:\...fload\0203\prds4g.rsl

Ferris State University

Student Credit Hours (SCH), Full Time Equated Faculty (FTEF) and SCH/FTEF Aggregated by Department

Fall and Winter Terms Combined

Child Development (College of Education)



<u>Year</u>	<u>SCH</u>	<u>FTEF</u>	<u>SCH/FTEF</u>
1998-99	918.00	2.48	370.16
1999-00	790.00	2.07	380.98

< **Department closed after F00, ED CD course prefix moved to the department School of Education, College of Education & Human Services** >

Caution: When viewing graphs, please note the differences in scales

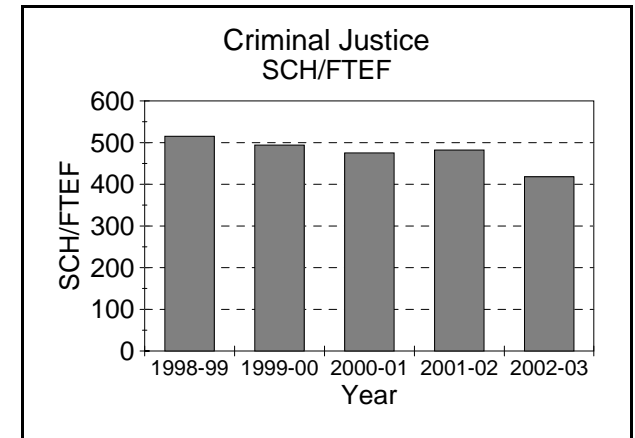
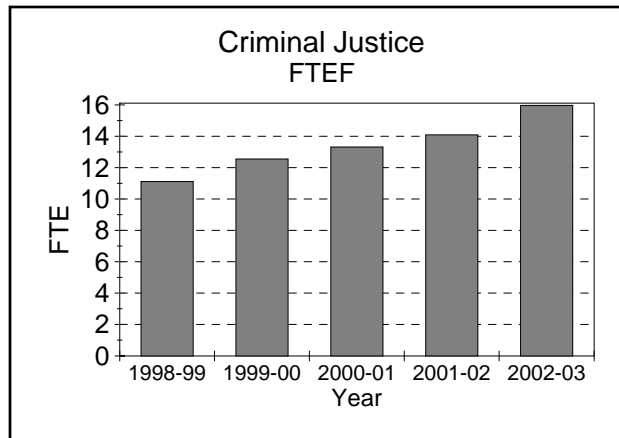
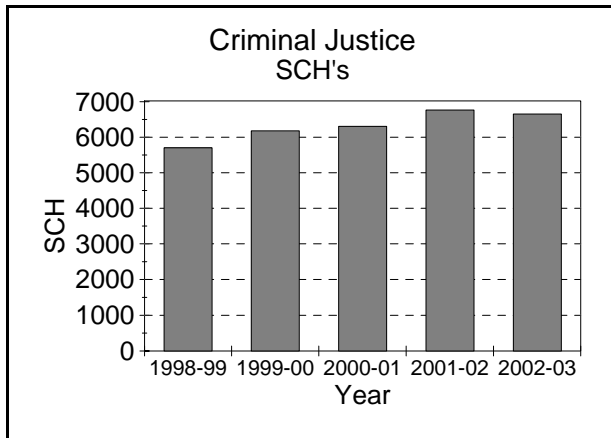
Source: Office of Institutional Research, g:\...fload\0203\prded1g.rsl

Ferris State University

Student Credit Hours (SCH), Full Time Equated Faculty (FTEF) and SCH/FTEF Aggregated by Department

Fall and Winter Terms Combined

Criminal Justice (College of Education & Human Services)



<u>Year</u>	<u>SCH</u>	<u>FTEF</u>	<u>SCH/FTEF</u>
1998-99	5,686.00	11.04	515.00
1999-00	6,163.00	12.47	494.07
2000-01	6,287.00	13.23	475.21
2001-02	6,743.00	13.99	482.02
2002-03	6,631.00	15.86	418.01

<< College changed name from College of Education to **College of Education & Human Services** in 2000-2001 >>

Caution: When viewing graphs, please note the differences in scales

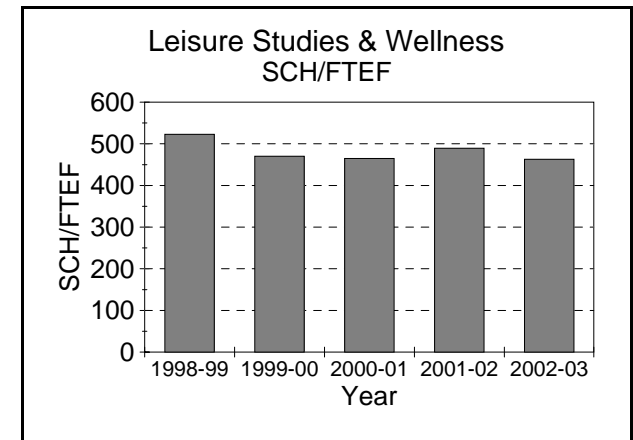
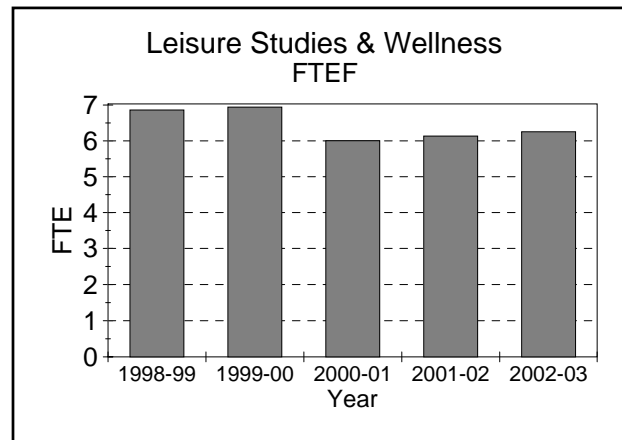
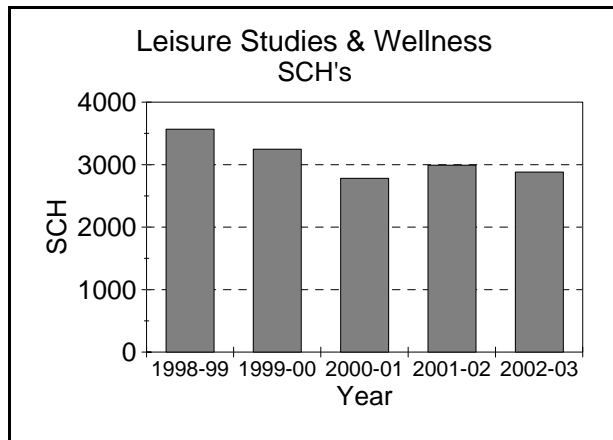
Source: Office of Institutional Research, g:\... \facload\0203\prded2g.rsl

Ferris State University

Student Credit Hours (SCH), Full Time Equated Faculty (FTEF) and SCH/FTEF Aggregated by Department

Fall and Winter Terms Combined

Leisure Studies & Wellness (College of Education & Human Services)



<u>Year</u>	<u>SCH</u>	<u>FTEF</u>	<u>SCH/FTEF</u>
1998-99	3,568.00	6.83	522.69
1999-00	3,246.00	6.91	470.09
2000-01	2,780.00	5.98	464.88
2001-02	2,992.00	6.11	489.35
2002-03	2,881.00	6.23	462.79

<< College changed name from College of Education to **College of Education & Human Services** in 2000-2001 >>

Caution: When viewing graphs, please note the differences in scales

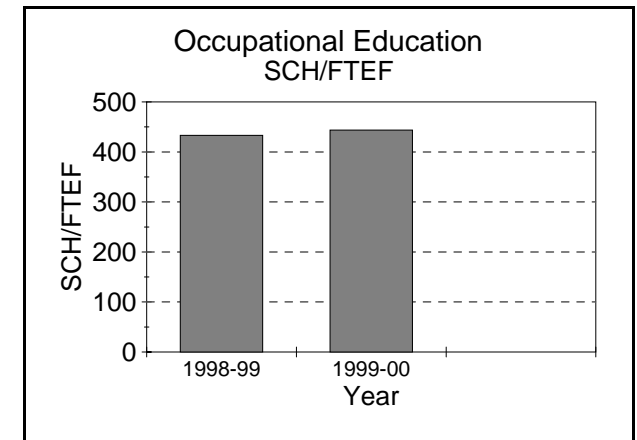
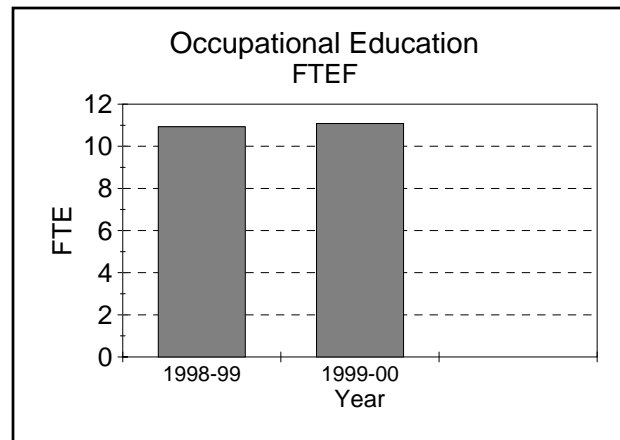
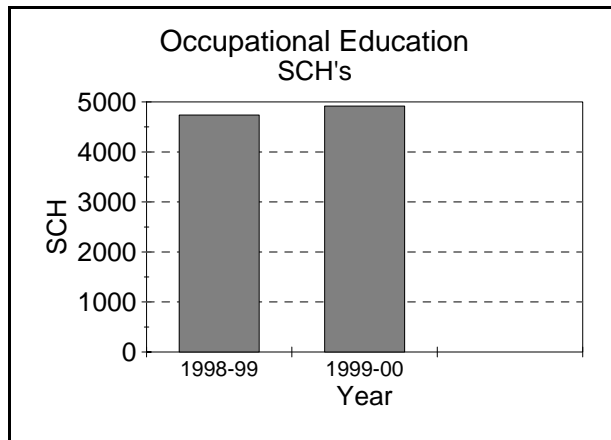
Source: Office of Institutional Research, g:\...facload\0203\prded3g.rsl

Ferris State University

Student Credit Hours (SCH), Full Time Equated Faculty (FTEF) and SCH/FTEF Aggregated by Department

Fall and Winter Terms Combined

Occupational Education (College of Education)



<u>Year</u>	<u>SCH</u>	<u>FTEF</u>	<u>SCH/FTEF</u>
1998-99	4,737.00	10.93	433.29
1999-00	4,916.00	11.08	443.70

<< Department changed to **School of Education, College of Education & Human Services** in 2000-01 >>

Caution: When viewing graphs, please note the differences in scales

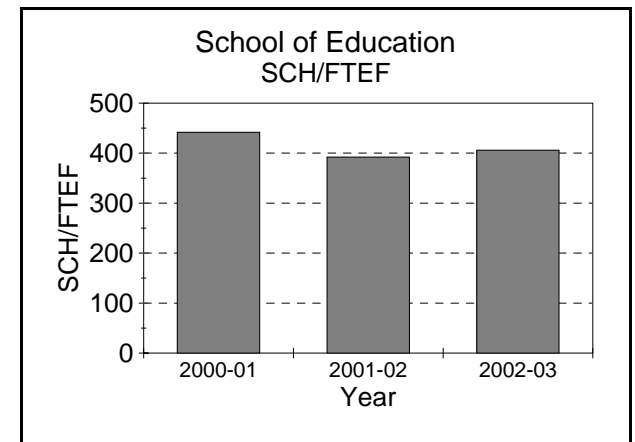
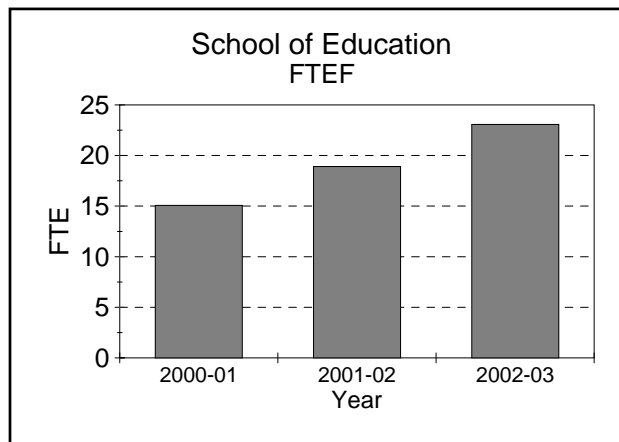
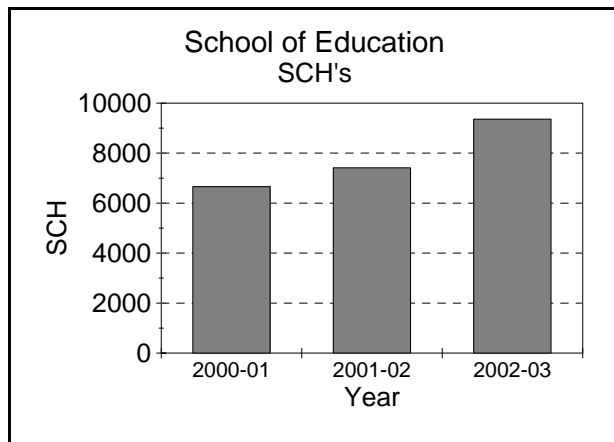
Source: Office of Institutional Research, g:\...\facload\0203\prded4g.rsl

Ferris State University

Student Credit Hours (SCH), Full Time Equated Faculty (FTEF) and SCH/FTEF Aggregated by Department

Fall and Winter Terms Combined

School of Education (College of Education & Human Services)



<u>Year</u>	<u>SCH</u>	<u>FTEF</u>	<u>SCH/FTEF</u>
2000-01	6,659.00	15.07	441.87
2001-02	7,414.00	18.91	392.13
2002-03	9,362.00	23.07	405.76

<< Prior to 2000-01 see **Occupational Education or Child Development, College of Education** >>

Caution: When viewing graphs, please note the differences in scales

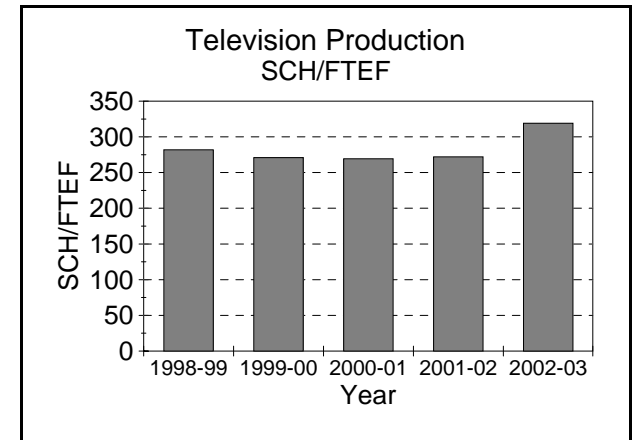
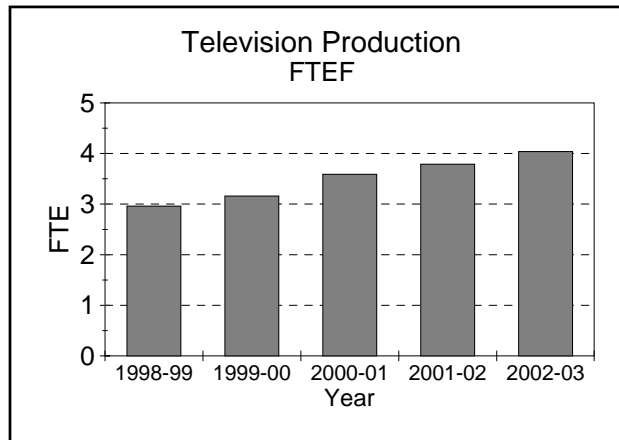
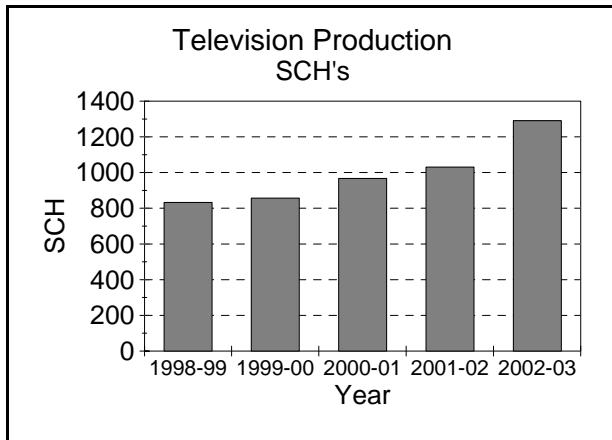
Source: Office of Institutional Research, g:\...facload\0203\prded6g.rsl

Ferris State University

Student Credit Hours (SCH), Full Time Equated Faculty (FTEF) and SCH/FTEF Aggregated by Department

Fall and Winter Terms Combined

Television Production (College of Education & Human Services)



<u>Year</u>	<u>SCH</u>	<u>FTEF</u>	<u>SCH/FTEF</u>
1998-99	833.00	2.96	281.90
1999-00	857.00	3.16	270.90
2000-01	967.00	3.59	269.36
2001-02	1,031.00	3.79	272.03
2002-03	1,291.00	4.04	319.16

<< College changed name from College of Education to **College of Education & Human Services** in 2000-2001 >>

Caution: When viewing graphs, please note the differences in scales

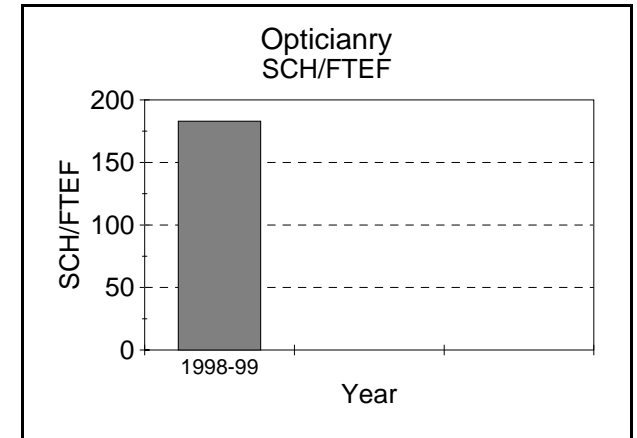
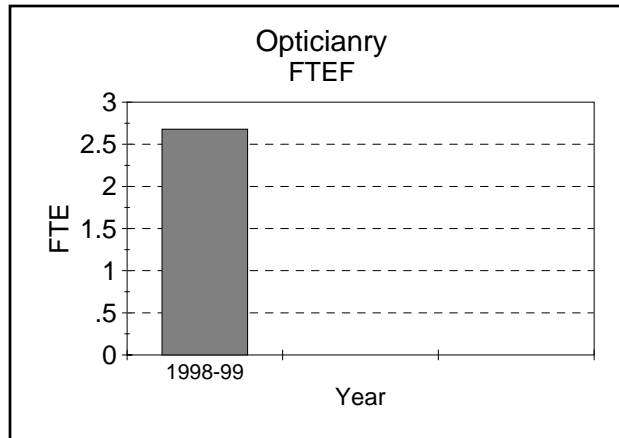
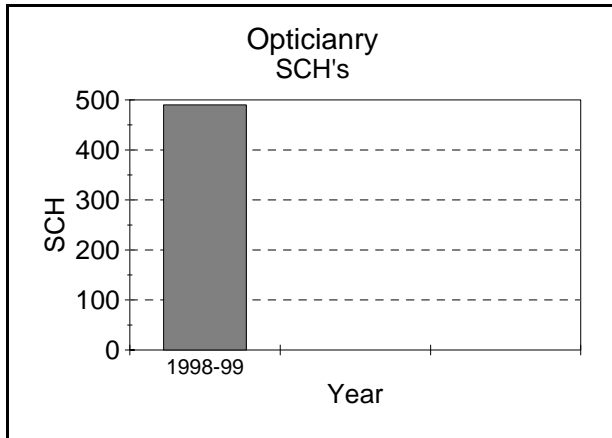
Source: Office of Institutional Research, g:\...\facload\0203\prded5g.rsl

Ferris State University

Student Credit Hours (SCH), Full Time Equated Faculty (FTEF) and SCH/FTEF Aggregated by Department

Fall and Winter Terms Combined

Opticianry (College of Optometry)



<u>Year</u>	<u>SCH</u>	<u>FTEF</u>	<u>SCH/FTEF</u>
1998-99	490.00	2.68	183.03

<<Department closed after W99, the **OPHT** course prefix moved to the College of Allied Health Sciences, **Hospital Related Department F99**>>

Caution: When viewing graphs, please note the differences in scales

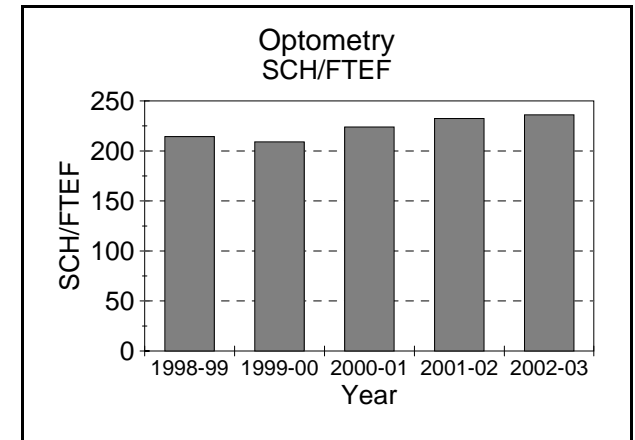
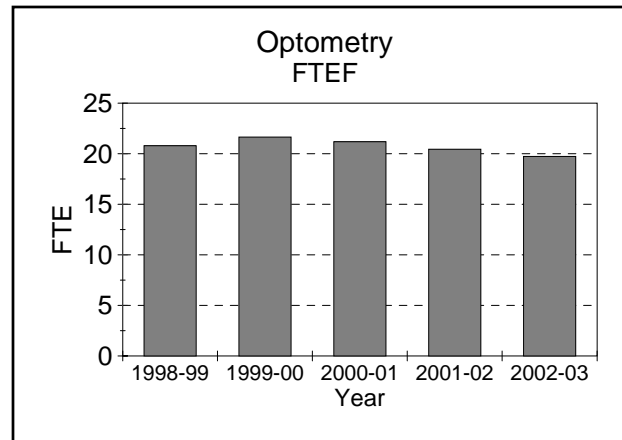
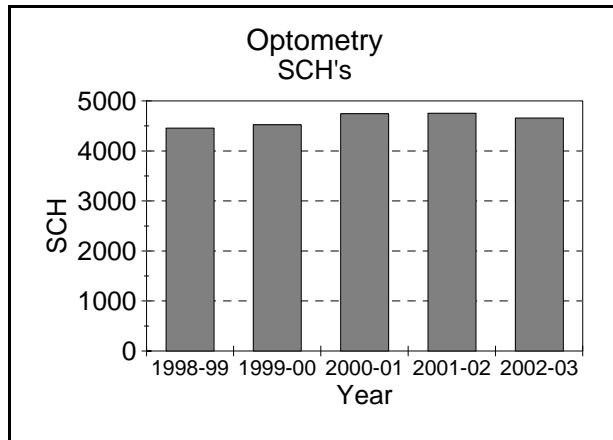
Source: Office of Institutional Research, g:\...\facload\0203\prdop1g.rsl

Ferris State University

Student Credit Hours (SCH), Full Time Equated Faculty (FTEF) and SCH/FTEF Aggregated by Department

Fall and Winter Terms Combined

Optometry (College of Optometry)



<u>Year</u>	<u>SCH</u>	<u>FTEF</u>	<u>SCH/FTEF</u>
1998-99	4,457.00	20.79	214.35
1999-00	4,522.00	21.64	209.00
2000-01	4,744.00	21.19	223.90
2001-02	4,753.00	20.45	232.39
2002-03	4,657.00	19.73	236.01

Caution: When viewing graphs, please note the differences in scales

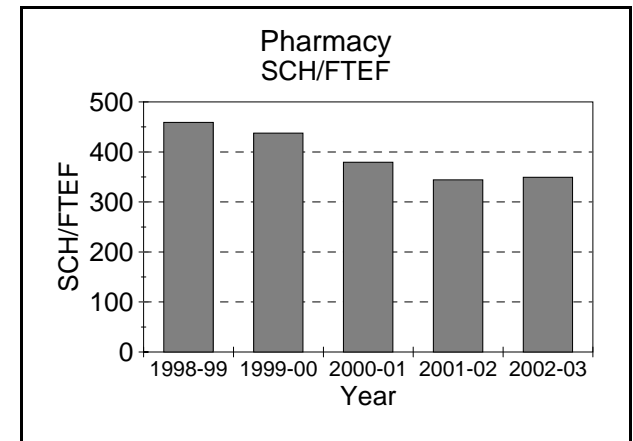
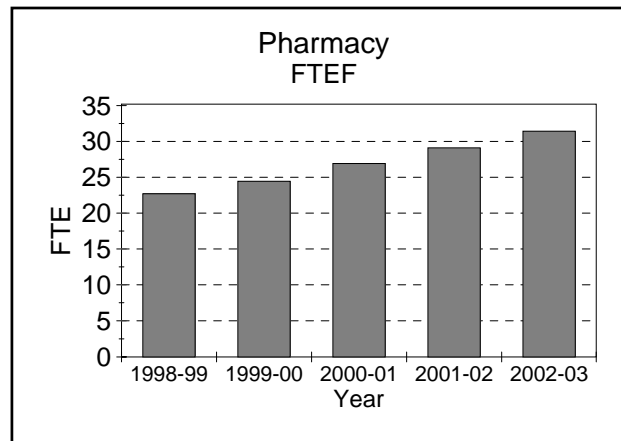
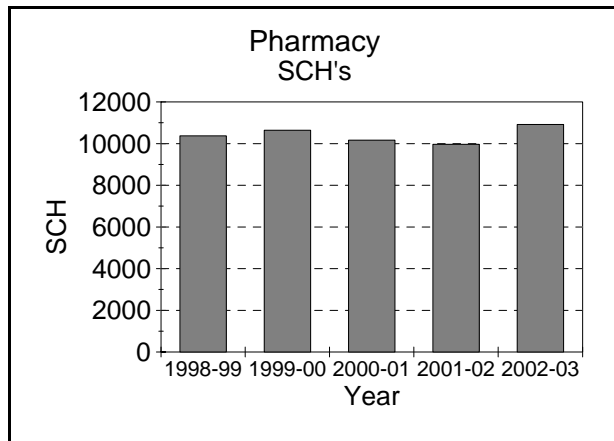
Source: Office of Institutional Research, g:\...fload\0203\pr dop3g.rsl

Ferris State University

Student Credit Hours (SCH), Full Time Equated Faculty (FTEF) and SCH/FTEF Aggregated by Department

Fall and Winter Terms Combined

Pharmacy (College of Pharmacy)



<u>Year</u>	<u>SCH</u>	<u>FTEF</u>	<u>SCH/FTEF</u>
1998-99	10,373.50	22.60	458.99
1999-00	10,643.50	24.32	437.65
2000-01	10,165.00	26.78	379.53
2001-02	9,967.00	28.96	344.21
2002-03	10,919.00	31.25	349.42

Caution: When viewing graphs, please note the differences in scales

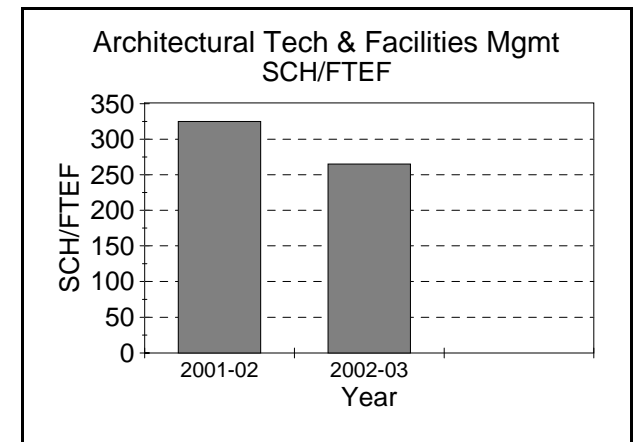
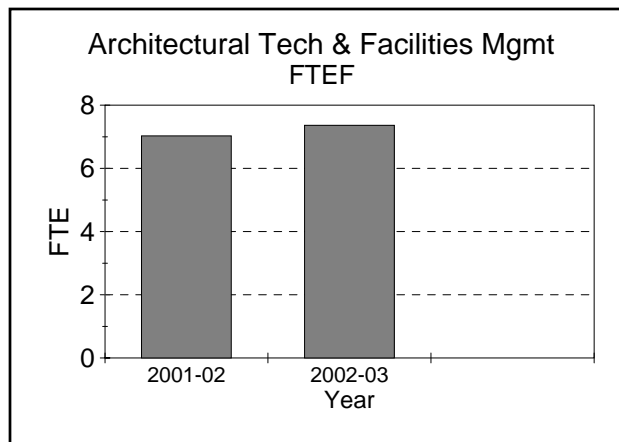
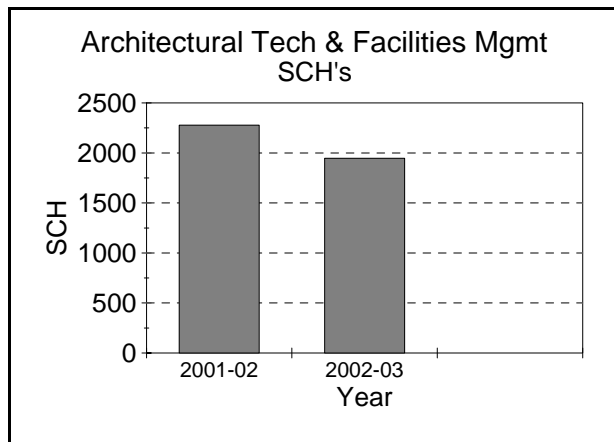
Source: Office of Institutional Research, g:\...fload\0203\prph1g.rsl

Ferris State University

Student Credit Hours (SCH), Full Time Equated Faculty (FTEF) and SCH/FTEF Aggregated by Department

Fall and Winter Terms Combined

Architectural Tech & Facilities Mgmt (College of Technology)



<u>Year</u>	<u>SCH</u>	<u>FTEF</u>	<u>SCH/FTEF</u>
2001-02	2,277.00	7.03	324.13
2002-03	1,946.00	7.36	264.37

<< New Department - - College of Technology Reorganized in 2000-01 >>

<< see detailed information for the FTE and SCH data prior to 2001-02 and/or previous Productivity Reports >>

Caution: When viewing graphs, please note the differences in scales

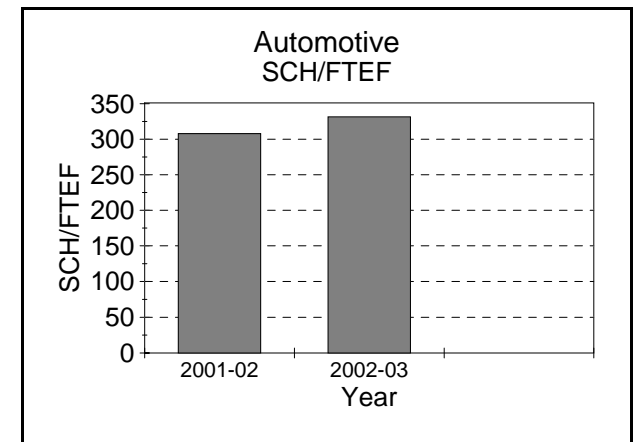
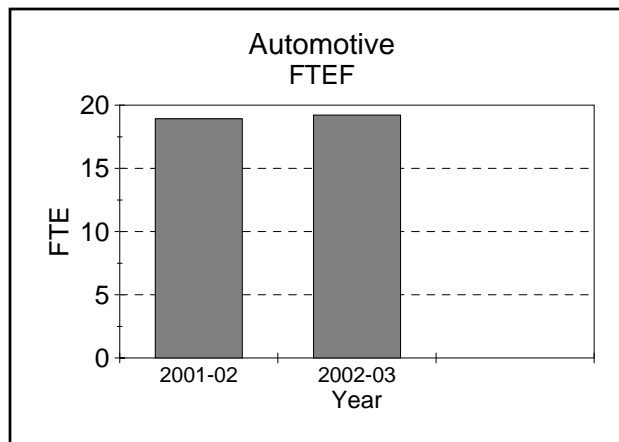
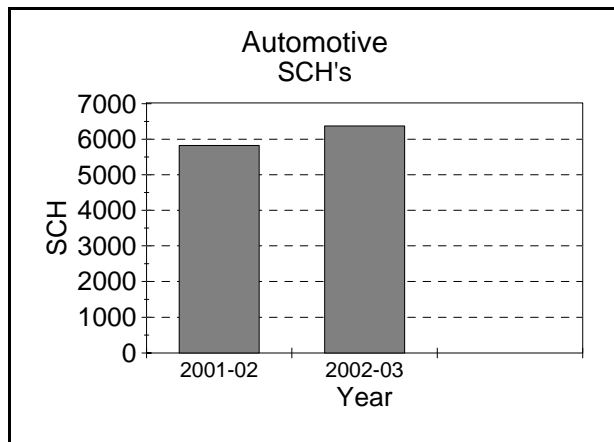
Source: Office of Institutional Research, g:\...load\0203\prdt1g.rsl

Ferris State University

Student Credit Hours (SCH), Full Time Equated Faculty (FTEF) and SCH/FTEF Aggregated by Department

Fall and Winter Terms Combined

Automotive (College of Technology)



<u>Year</u>	<u>SCH</u>	<u>FTEF</u>	<u>SCH/FTEF</u>
2001-02	5,809.00	18.92	307.03
2002-03	6,353.00	19.22	330.51

<< New Department - - College of Technology Reorganized in 2000-01 >>

<< see detailed information for the FTE and SCH data prior to 2001-02 and/or previous Productivity Reports >>

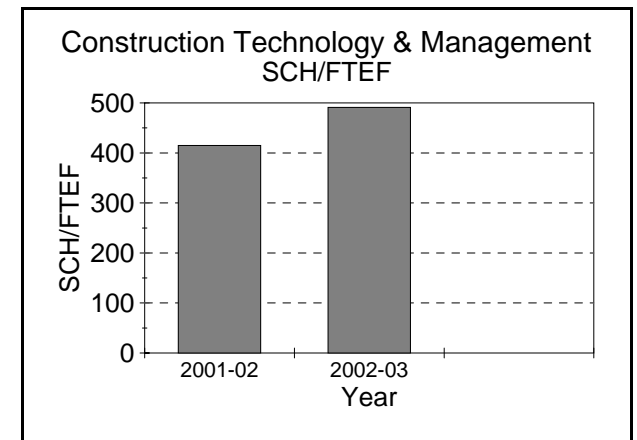
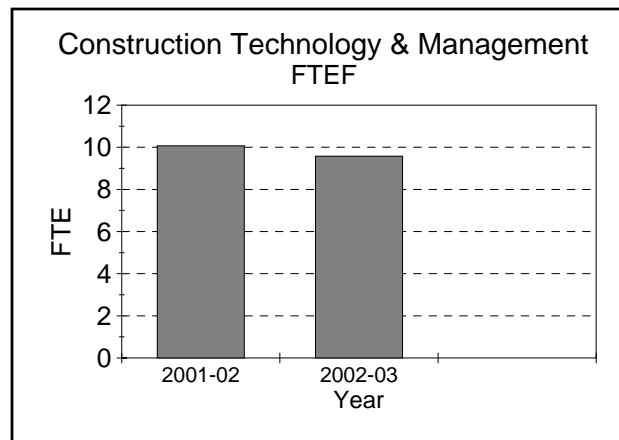
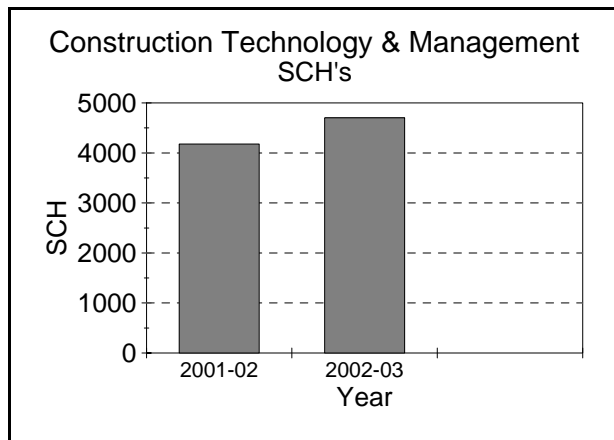
Caution: When viewing graphs, please note the differences in scales
Source: Office of Institutional Research, g:\...fload\0203\prte2g.rsl

Ferris State University

Student Credit Hours (SCH), Full Time Equated Faculty (FTEF) and SCH/FTEF Aggregated by Department

Fall and Winter Terms Combined

Construction Technology & Management (College of Technology)



<u>Year</u>	<u>SCH</u>	<u>FTEF</u>	<u>SCH/FTEF</u>
2001-02	4,178.00	10.07	415.05
2002-03	4,704.00	9.58	491.02

<< New Department - - College of Technology Reorganized in 2000-01 >>

<< see detailed information for the FTE and SCH data prior to 2001-02 and/or previous Productivity Reports >>

Caution: When viewing graphs, please note the differences in scales

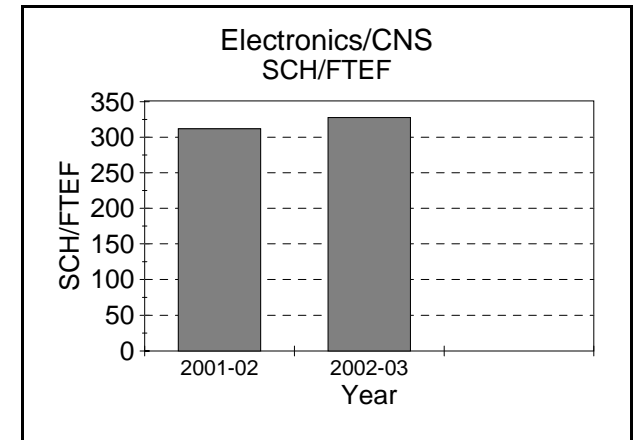
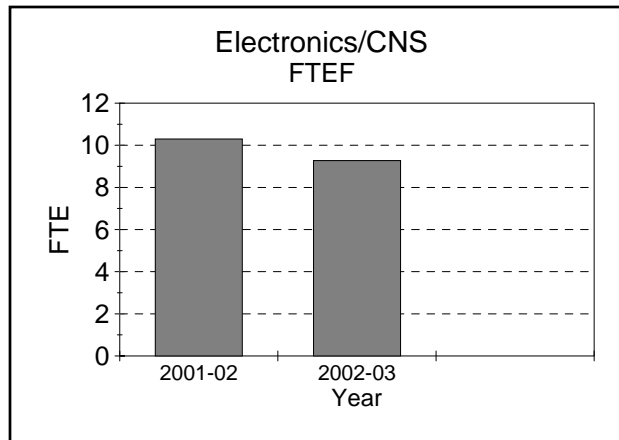
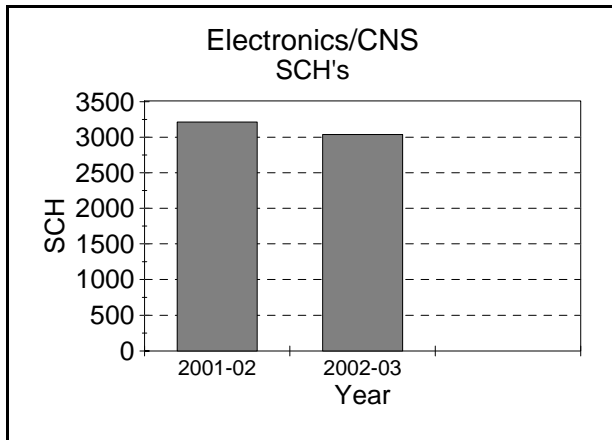
Source: Office of Institutional Research, g:\...fload\0203\prte3g.rsl

Ferris State University

Student Credit Hours (SCH), Full Time Equated Faculty (FTEF) and SCH/FTEF Aggregated by Department

Fall and Winter Terms Combined

Electronics/CNS (College of Technology)



<u>Year</u>	<u>SCH</u>	<u>FTEF</u>	<u>SCH/FTEF</u>
2001-02	3,205.00	10.30	311.12
2002-03	3,029.00	9.27	326.61

<< New Department - - College of Technology Reorganized in 2000-01 >>
<< see detailed information for the FTE and SCH data prior to 2001-02 and/or previous Productivity Reports >>

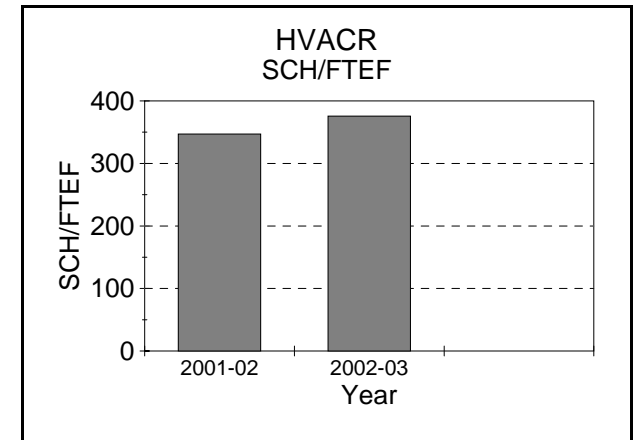
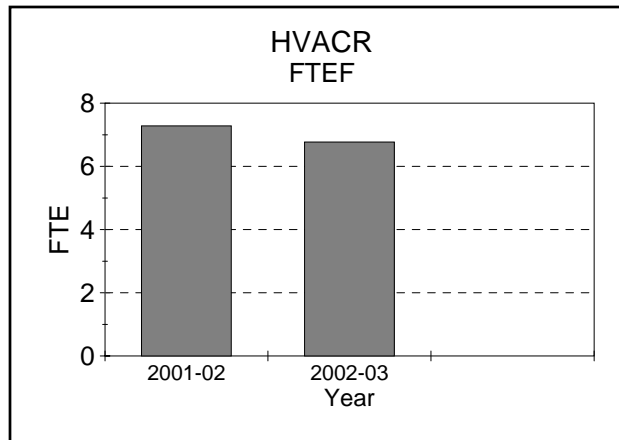
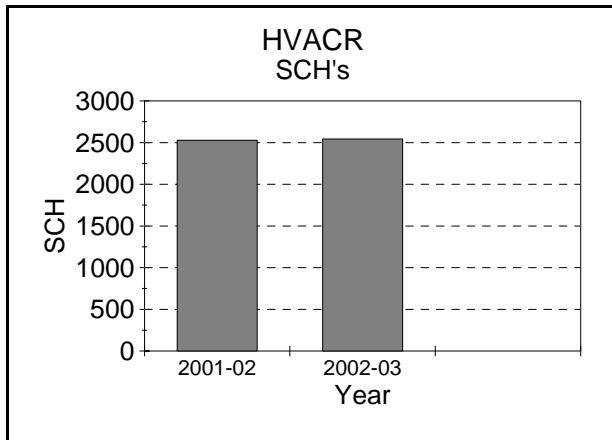
Caution: When viewing graphs, please note the differences in scales
Source: Office of Institutional Research, g:\...fload\0203\prte4g.rsl

Ferris State University

Student Credit Hours (SCH), Full Time Equated Faculty (FTEF) and SCH/FTEF Aggregated by Department

Fall and Winter Terms Combined

HVACR (College of Technology)



<u>Year</u>	<u>SCH</u>	<u>FTEF</u>	<u>SCH/FTEF</u>
2001-02	2,527.00	7.28	346.94
2002-03	2,544.00	6.77	375.81

<< New Department - - College of Technology Reorganized in 2000-01 >>

<< see detailed information for the FTE and SCH data prior to 2001-02 and/or previous Productivity Reports >>

Caution: When viewing graphs, please note the differences in scales

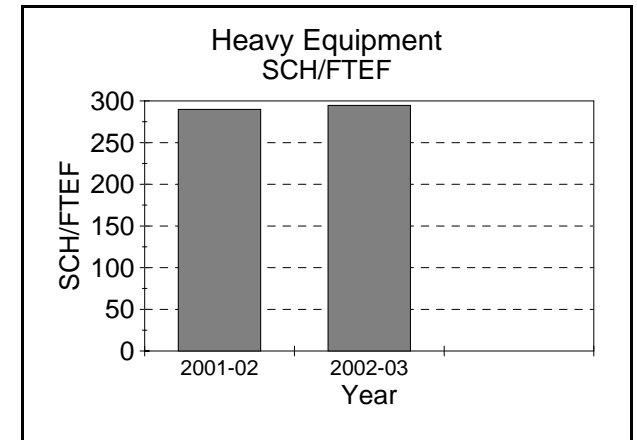
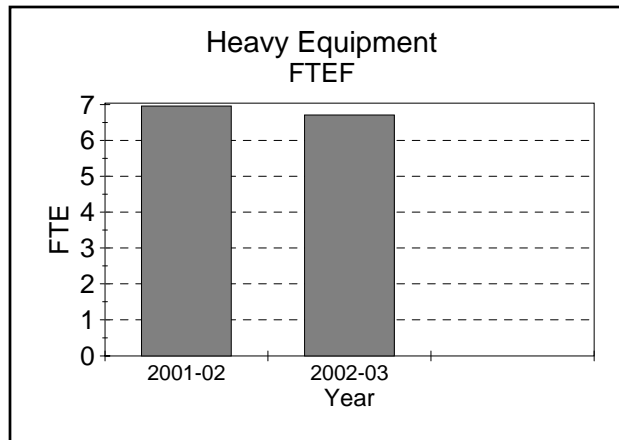
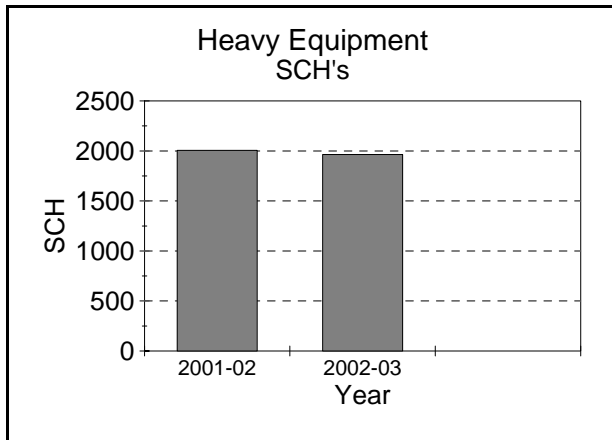
Source: Office of Institutional Research, g:\...fload\0203\prte5g.rsl

Ferris State University

Student Credit Hours (SCH), Full Time Equated Faculty (FTEF) and SCH/FTEF Aggregated by Department

Fall and Winter Terms Combined

Heavy Equipment (College of Technology)



<u>Year</u>	<u>SCH</u>	<u>FTEF</u>	<u>SCH/FTEF</u>
2001-02	2,006.00	6.92	289.88
2002-03	1,964.00	6.67	294.60

<< New Department - - College of Technology Reorganized in 2000-01 >>

<< see detailed information for the FTE and SCH data prior to 2001-02 and/or previous Productivity Reports >>

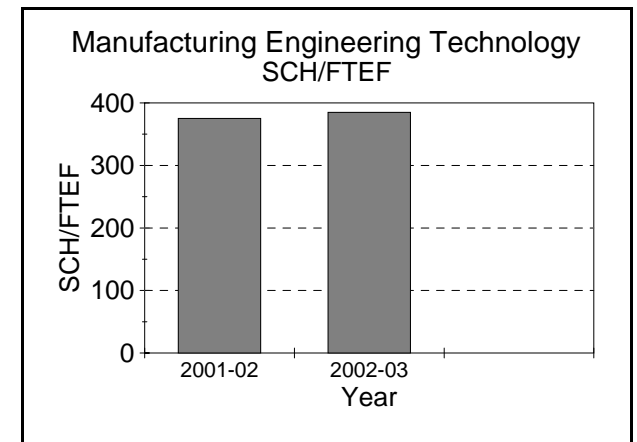
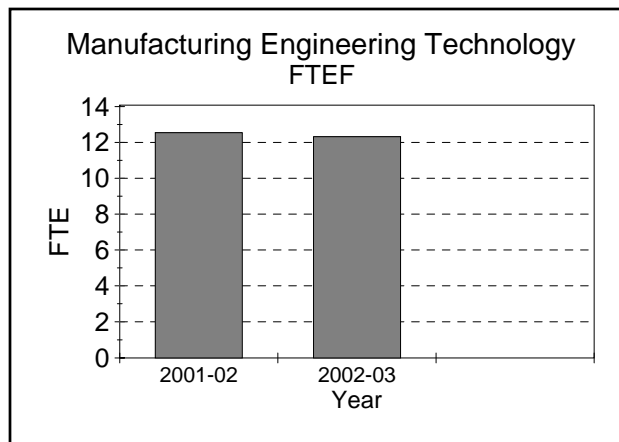
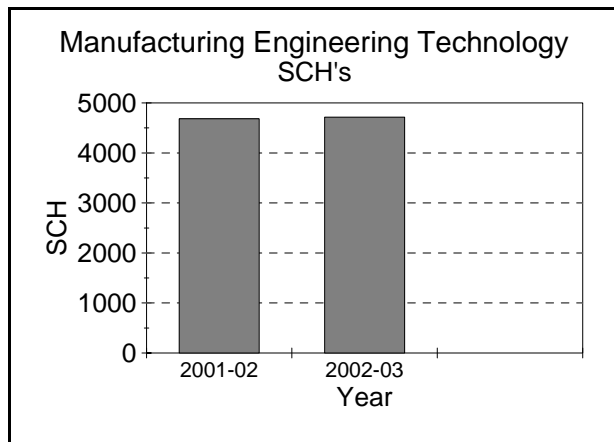
Caution: When viewing graphs, please note the differences in scales
Source: Office of Institutional Research, g:\...fload\0203\prte6g.rsl

Ferris State University

Student Credit Hours (SCH), Full Time Equated Faculty (FTEF) and SCH/FTEF Aggregated by Department

Fall and Winter Terms Combined

Manufacturing Engineering Technology (College of Technology)



<u>Year</u>	<u>SCH</u>	<u>FTEF</u>	<u>SCH/FTEF</u>
2001-02	4,684.00	12.48	375.17
2002-03	4,714.00	12.25	384.89

<< New Department - - College of Technology Reorganized in 2000-01 >>

<< see detailed information for the FTE and SCH data prior to 2001-02 and/or previous Productivity Reports >>

Caution: When viewing graphs, please note the differences in scales

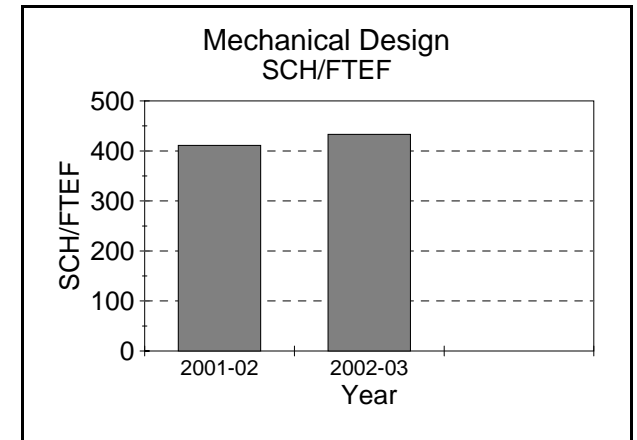
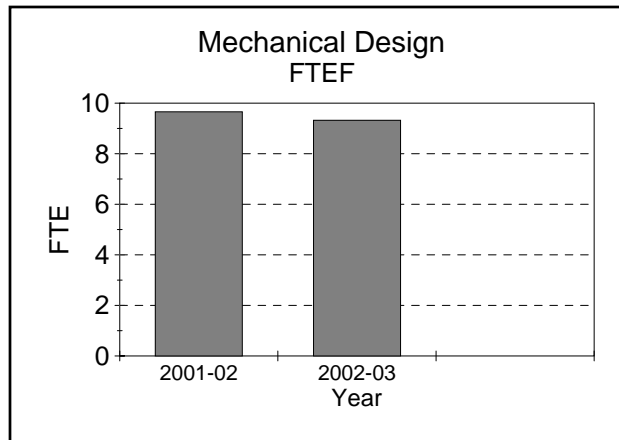
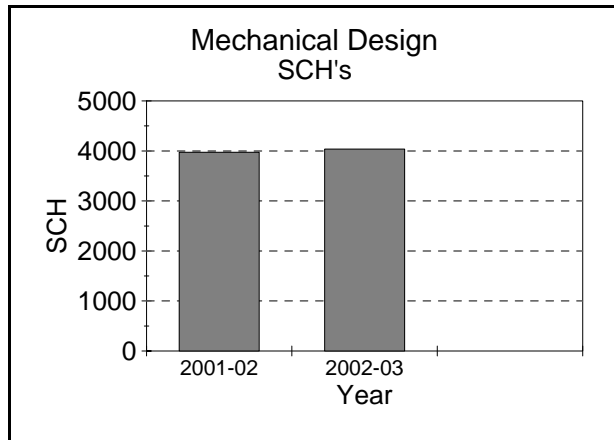
Source: Office of Institutional Research, g:\...fload\0203\prde7g.rsl

Ferris State University

Student Credit Hours (SCH), Full Time Equated Faculty (FTEF) and SCH/FTEF Aggregated by Department

Fall and Winter Terms Combined

Mechanical Design (College of Technology)



<u>Year</u>	<u>SCH</u>	<u>FTEF</u>	<u>SCH/FTEF</u>
2001-02	3,973.00	9.66	411.07
2002-03	4,037.00	9.32	433.10

<< New Department - - College of Technology Reorganized in 2000-01 >>

<< see detailed information for the FTE and SCH data prior to 2001-02 and/or previous Productivity Reports >>

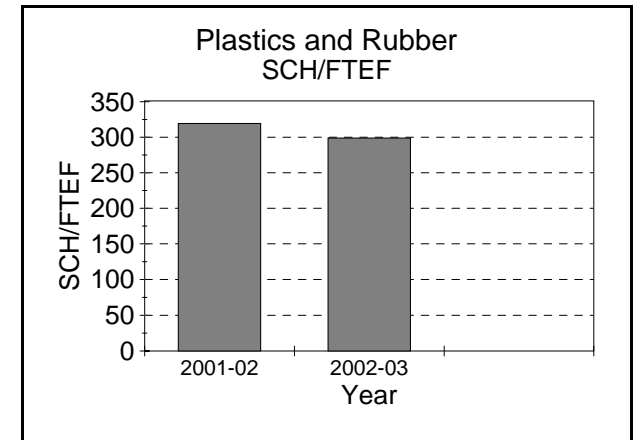
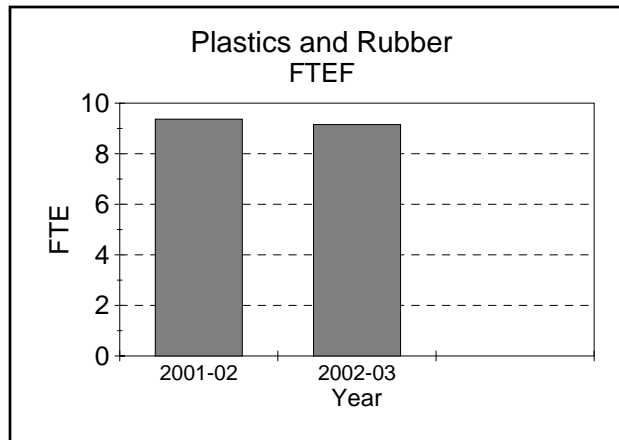
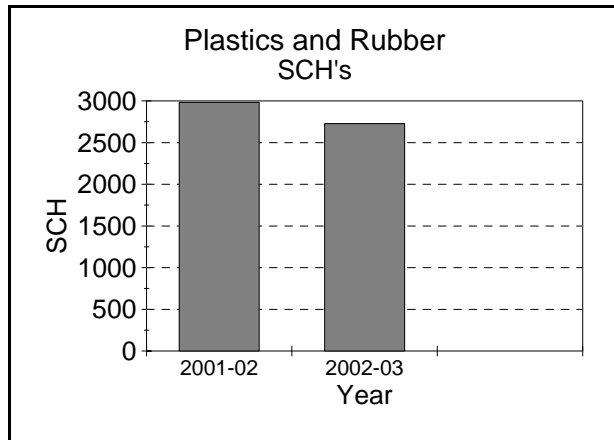
Caution: When viewing graphs, please note the differences in scales
Source: Office of Institutional Research, g:\...fload\0203\prte8g.rsl

Ferris State University

Student Credit Hours (SCH), Full Time Equated Faculty (FTEF) and SCH/FTEF Aggregated by Department

Fall and Winter Terms Combined

Plastics and Rubber (College of Technology)



<u>Year</u>	<u>SCH</u>	<u>FTEF</u>	<u>SCH/FTEF</u>
2001-02	2,982.00	9.37	318.42
2002-03	2,727.00	9.15	298.11

<< New Department - - College of Technology Reorganized in 2000-01 >>

<< see detailed information for the FTE and SCH data prior to 2001-02 and/or previous Productivity Reports >>

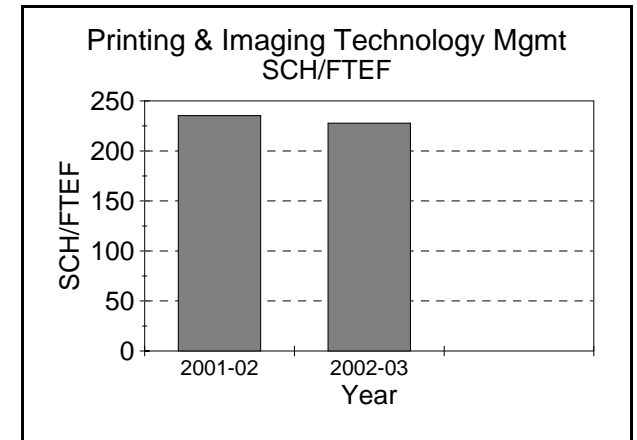
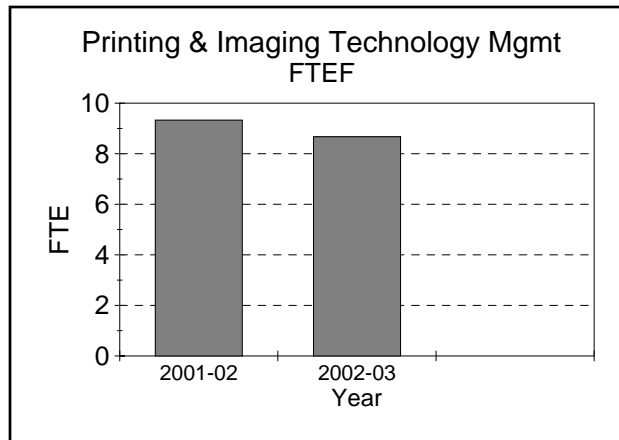
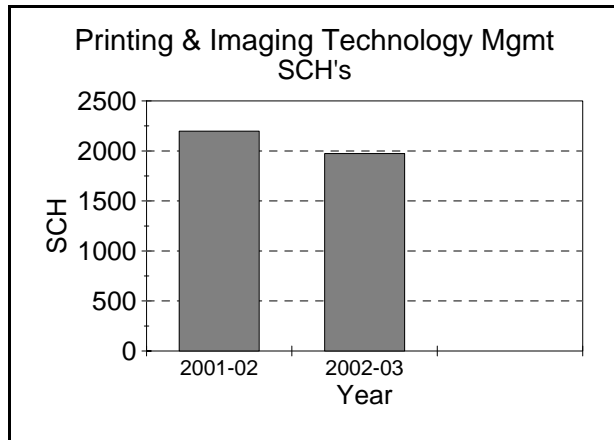
Caution: When viewing graphs, please note the differences in scales
Source: Office of Institutional Research, g:\...fload\0203\prte9g.rsl

Ferris State University

Student Credit Hours (SCH), Full Time Equated Faculty (FTEF) and SCH/FTEF Aggregated by Department

Fall and Winter Terms Combined

Printing & Imaging Technology Mgmt (College of Technology)



<u>Year</u>	<u>SCH</u>	<u>FTEF</u>	<u>SCH/FTEF</u>
2001-02	2,197.00	9.33	235.35
2002-03	1,973.00	8.67	227.70

<< New Department - - College of Technology Reorganized in 2000-01 >>

<< see detailed information for the FTE and SCH data prior to 2001-02 and/or previous Productivity Reports >>

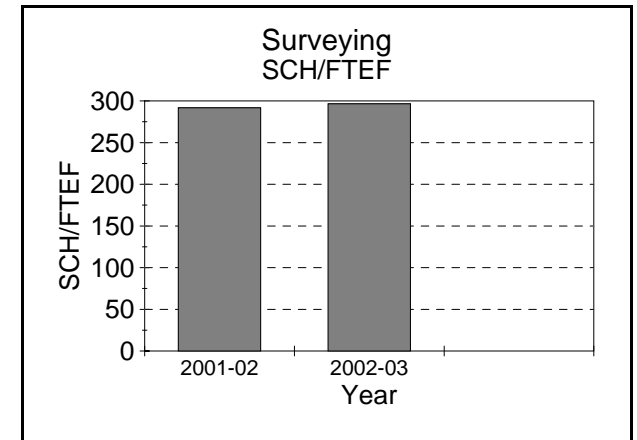
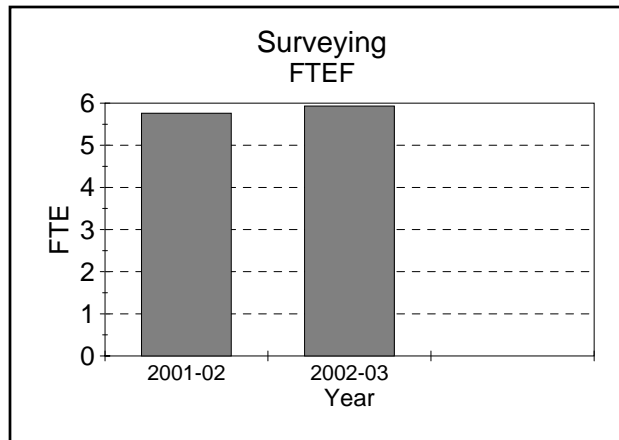
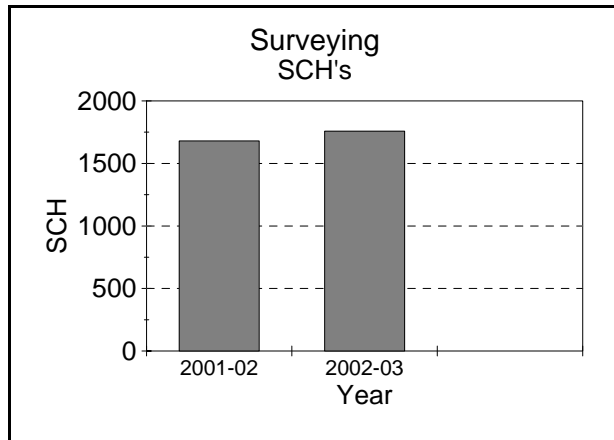
Caution: When viewing graphs, please note the differences in scales
Source: Office of Institutional Research, g:\...\facload\0203\prdte10g.rsl

Ferris State University

Student Credit Hours (SCH), Full Time Equated Faculty (FTEF) and SCH/FTEF Aggregated by Department

Fall and Winter Terms Combined

Surveying (College of Technology)



<u>Year</u>	<u>SCH</u>	<u>FTEF</u>	<u>SCH/FTEF</u>
2001-02	1,680.00	5.76	291.69
2002-03	1,758.00	5.93	296.46

<< New Department - - College of Technology Reorganized in 2000-01 >>

<< see detailed information for the FTE and SCH data prior to 2001-02 and/or previous Productivity Reports >>

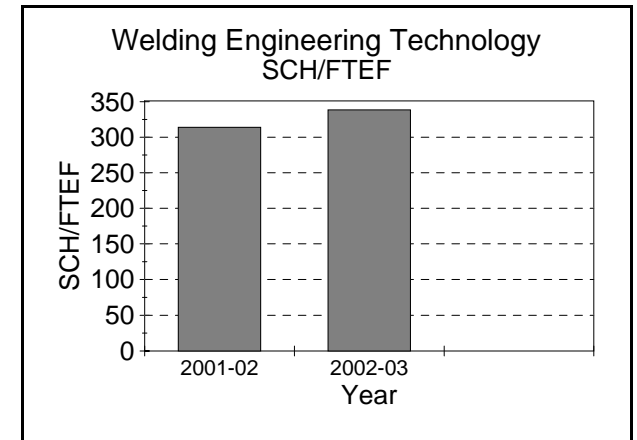
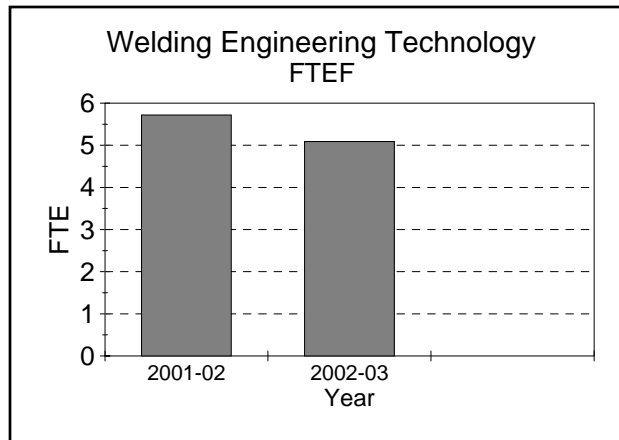
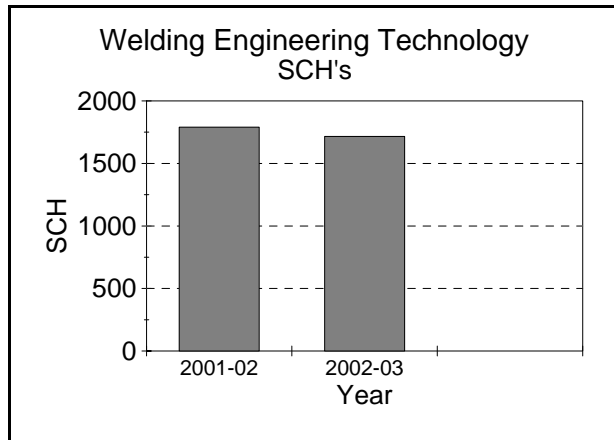
Caution: When viewing graphs, please note the differences in scales
Source: Office of Institutional Research, g:\...\facload\0203\prdte11g.rsl

Ferris State University

Student Credit Hours (SCH), Full Time Equated Faculty (FTEF) and SCH/FTEF Aggregated by Department

Fall and Winter Terms Combined

Welding Engineering Technology (College of Technology)



<u>Year</u>	<u>SCH</u>	<u>FTEF</u>	<u>SCH/FTEF</u>
2001-02	1,790.00	5.72	313.04
2002-03	1,716.00	5.09	337.46

<< New Department - - College of Technology Reorganized in 2000-01 >>

<< see detailed information for the FTE and SCH data prior to 2001-02 and/or previous Productivity Reports >>

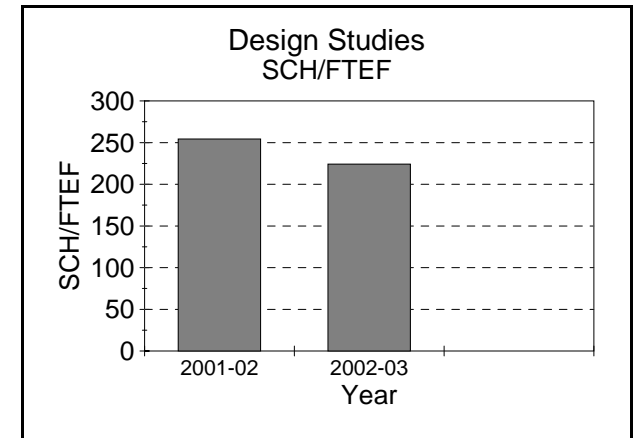
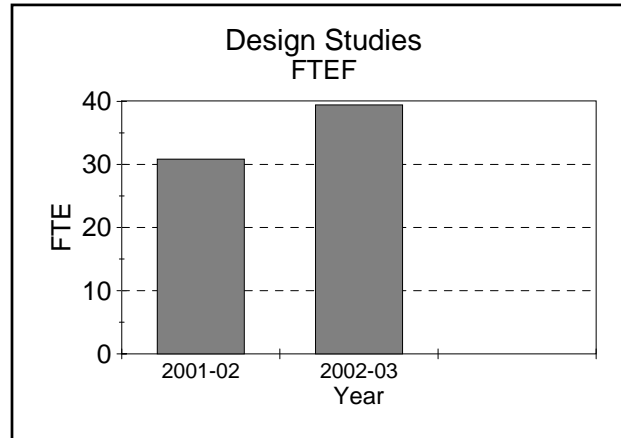
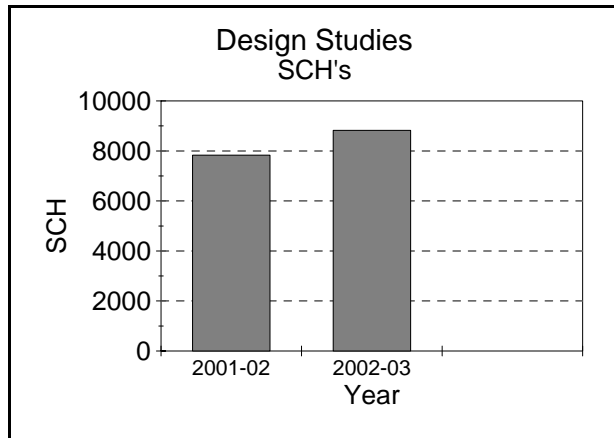
Caution: When viewing graphs, please note the differences in scales
Source: Office of Institutional Research, g:\...\facload\0203\prdte12g.rsl

Ferris State University

Student Credit Hours (SCH), Full Time Equated Faculty (FTEF) and SCH/FTEF Aggregated by Department

Fall and Winter Terms Combined

Design Studies (Kendall College of Art & Design)



<u>Year</u>	<u>SCH</u>	<u>FTEF</u>	<u>SCH/FTEF</u>
2001-02	7,830.00	30.78	254.35
2002-03	8,822.00	39.37	224.09

Caution: When viewing graphs, please note the differences in scales

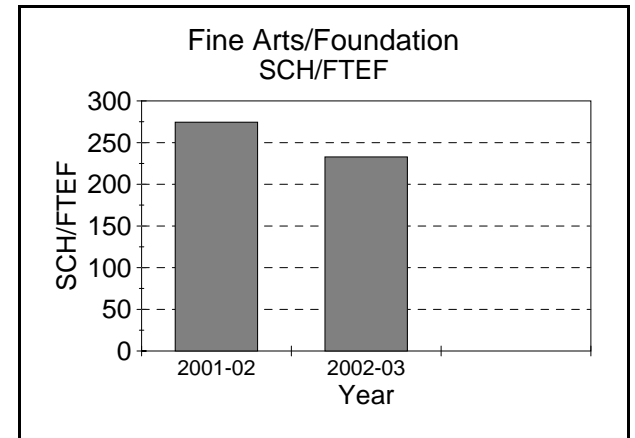
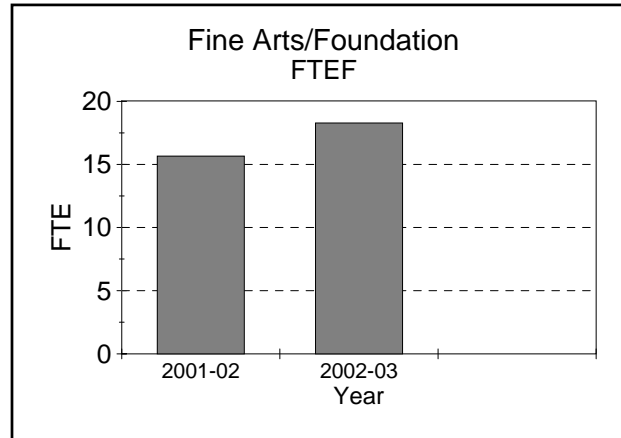
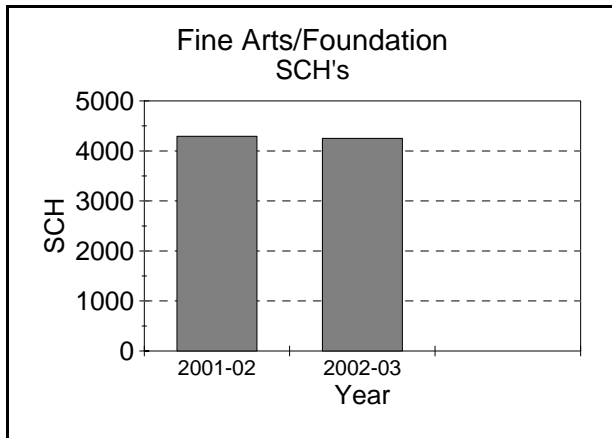
Source: Office of Institutional Research, g:\...fload\0203\prdkc1g.rsl

Ferris State University

Student Credit Hours (SCH), Full Time Equated Faculty (FTEF) and SCH/FTEF Aggregated by Department

Fall and Winter Terms Combined

Fine Arts/Foundation (Kendall College of Art & Design)



<u>Year</u>	<u>SCH</u>	<u>FTEF</u>	<u>SCH/FTEF</u>
2001-02	4,294.00	15.64	274.56
2002-03	4,250.00	18.25	232.83

Caution: When viewing graphs, please note the differences in scales

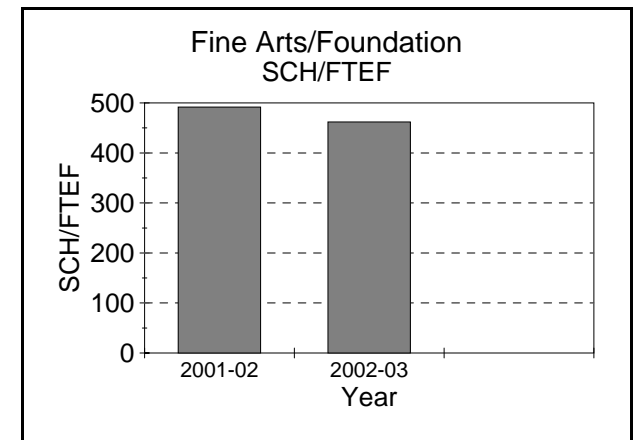
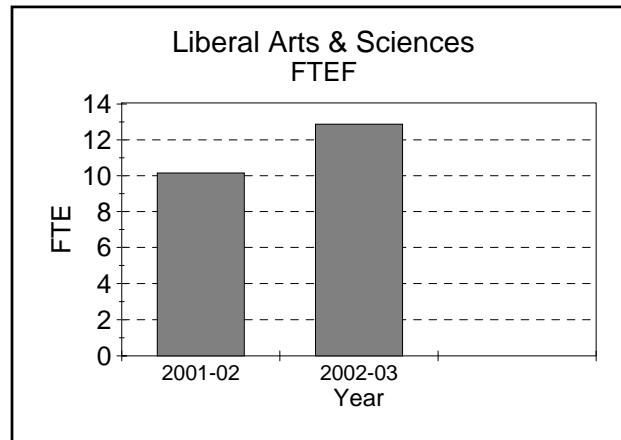
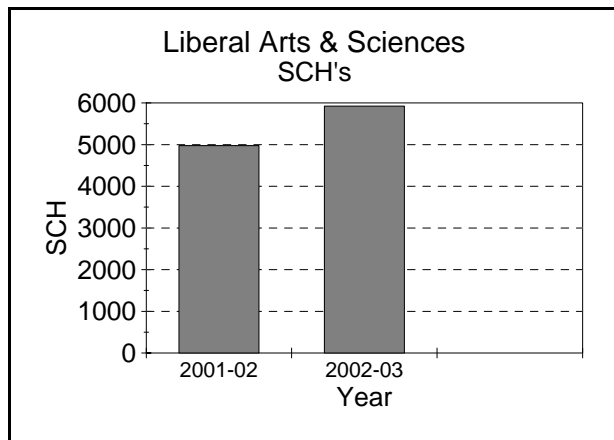
Source: Office of Institutional Research, g:\...fload\0203\prk2g.rsl

Ferris State University

Student Credit Hours (SCH), Full Time Equated Faculty (FTEF) and SCH/FTEF Aggregated by Department

Fall and Winter Terms Combined

Liberal Arts & Sciences (Kendall College of Art & Design)



<u>Year</u>	<u>SCH</u>	<u>FTEF</u>	<u>SCH/FTEF</u>
2001-02	4,974.00	10.12	491.56
2002-03	5,922.00	12.82	461.93

Caution: When viewing graphs, please note the differences in scales

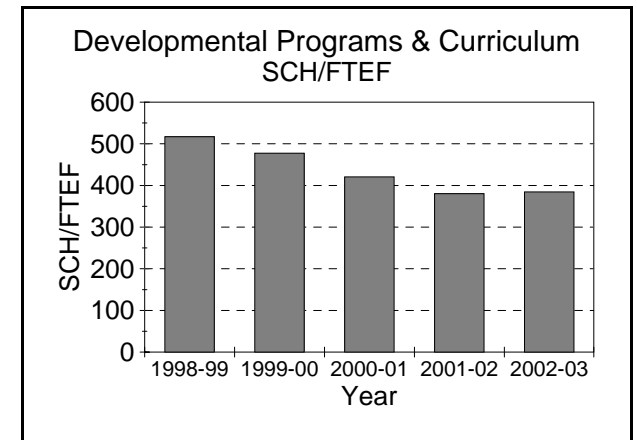
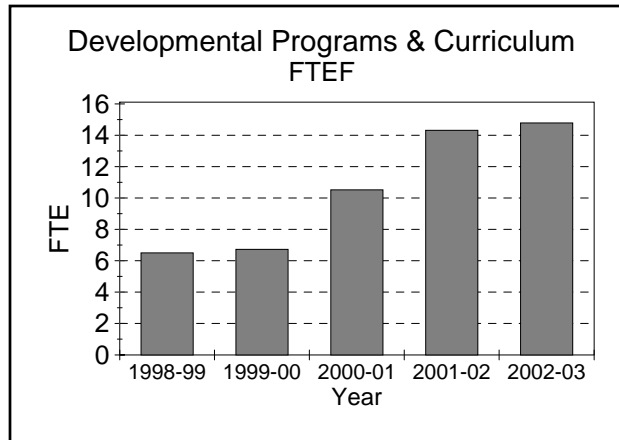
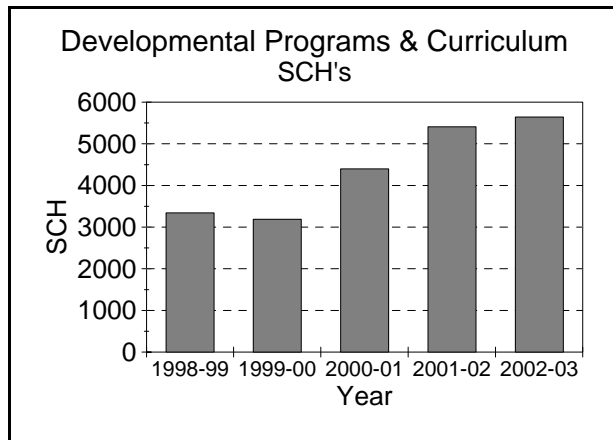
Source: Office of Institutional Research, g:\...fload\0203\prdkc3g.rsl

Ferris State University

Student Credit Hours (SCH), Full Time Equated Faculty (FTEF) and SCH/FTEF Aggregated by Department

Fall and Winter Terms Combined

Developmental Programs & Curriculum (University College)



<u>Year</u>	<u>SCH</u>	<u>FTEF</u>	<u>SCH/FTEF</u>
1998-99	3,342.00	6.46	517.20
1999-00	3,187.00	6.68	477.33
2000-01	4,397.00	10.45	420.72
2001-02	5,407.00	14.22	380.26
2002-03	5,644.00	14.68	384.54

Caution: When viewing graphs, please note the differences in scales

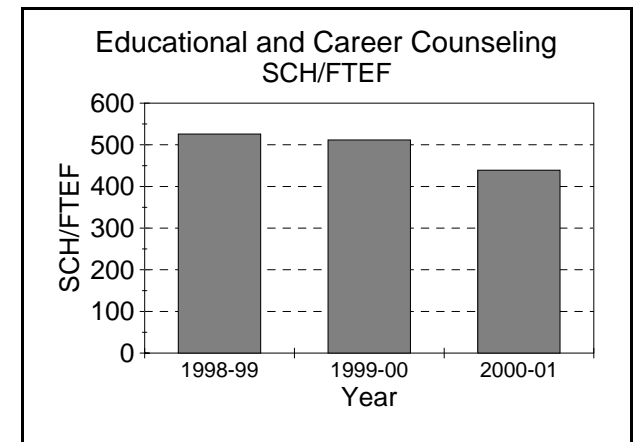
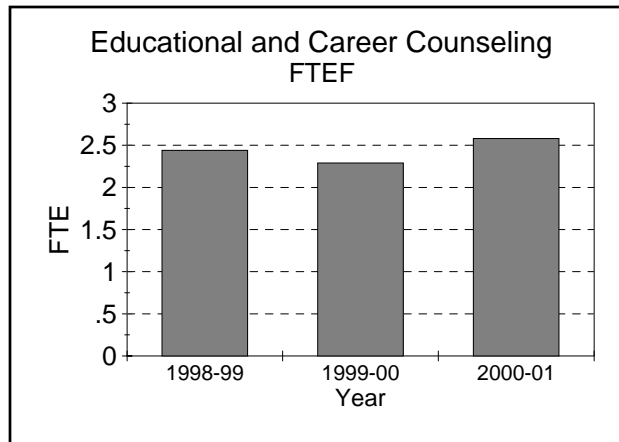
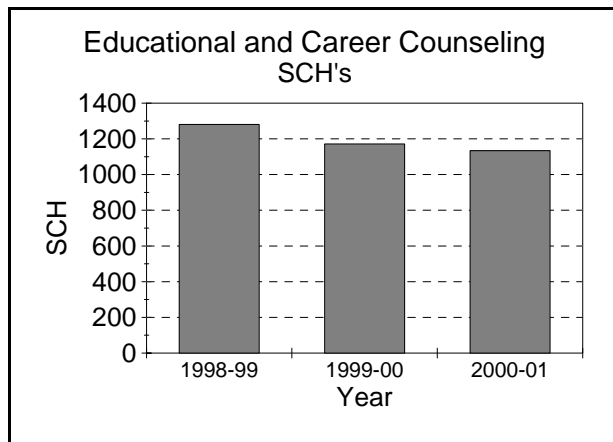
Source: Office of Institutional Research, g:\...fload\0203\prduc1g.rsl

Ferris State University

Student Credit Hours (SCH), Full Time Equated Faculty (FTEF) and SCH/FTEF Aggregated by Department

Fall and Winter Terms Combined

Educational Career Counseling (University College)



<u>Year</u>	<u>SCH</u>	<u>FTEF</u>	<u>SCH/FTEF</u>
1998-99	1,281.00	2.44	525.95
1999-00	1,171.00	2.29	511.54
2000-01	1,134.00	2.58	439.08

Caution: When viewing graphs, please note the differences in scales

Source: Office of Institutional Research, g:\...\facload\0203\prduc2g.rsl