


FERRIS STATE UNIVERSITY PRODUCTIVITY REPORT

Fall 2002 – Winter 2007



Institutional Research & Testing
FERRIS STATE UNIVERSITY

INDEX

Page

- i - iii.....Preface
iv - v.....Course Prefix Coding Scheme

Detail of SCH/FTEF (White Pages)

1.....**Ferris State University**

2.....**College of Allied Health Sciences**

- 5,19.....Clinical Lab, Resp Care and Health Admin (CAHS, CCHS, CLLS, EHSM, HCSA, MRIS, RESP)
5,19.....College of Allied Health Sciences - Dept. (CAHS)
5,19.....Dental Hygiene and Medical Imaging (DHYG, NUCM, RADI, SONO)
5,6,21,22.....Health Management
6,21,22.....Health Management Department
6,22,23.....Health Related Programs
6,23.....Imaging Sciences
6,23.....Nursing & Dental Hygiene
5,6,19,23.....School of Nursing (NURS)

2.....**College of Arts and Sciences**

- 6,24.....Biological Sciences (BIOL, HORT)
7,24.....College of Arts and Sciences
7,24,25,26,27.....Humanities (AFAM, AMST, ARTH, ARTS, COMH, COMM, FILM, HISH, HIST, HUMH, HUMN, MUSI, PHIH, PHIL, RELG, RELH,
.....THTR, WGST)
7,27,28,29.....Language & Literature (ENGL, FREN, GERM, JRNL, LANG, LITH, LITR, SPAN)
7,8,29.....Mathematics (CPSC, MATH)
8,29,30.....Physical Sciences (ASTR, CHEM, GEOL, INBI, INCT, INPS, PHSC, PHYS)
8,30,31,32.....Social Sciences (ANTH, GEOG, PLSC, PSYC, SCWK, SOCY, SSCI)

INDEX

Page Detail of SCH/FTEF cont.

2.....**College of Business**

- 8,33.....Accountancy, Finance, Info Systems (ACCT, FINC, HSCJ, ISYS, MISM)
- 8,33.....Accountancy, Finance, Econ, & Statistics
- 9,34Accountancy/Econ/Applied Stats
- 9,34.....College of Business Graduate Programs (MISM, MMBA)
- 9,35.....Computer Information Systems Dept
- 9,35,36,37...Management (BLAW, BUSN, ECON, HOMT, INTB, LLAW, MGMT, MMBA, REAL, RFIM)
- 9,10,37,38,39 Marketing (ADVG, ECOM, GRDE, MIMG, MKTG, PREL, PTMG, RETG, STQM, VISD)
- 10,39,40.....Sports, Entertainment, Hospitality Management (HOMT, MIMG, PGMG, PTMG, RFIM)

2,3.....**College of Education & Human Services**

- 10,41,44.....Criminal Justice (CRIM, MSCI)
- 10,41,44.....Leisure Studies and Wellness
- 10,41,44.....Recreation Leisure Services & Wellness (RMLS)
- 10,11,42,43,44..School of Education (ECTE, EDCD, EDGP, EDLA, EDPE, EDPH, EDUC, ERLA, ESPN)
- 11,43,44.....Television Production (TVPR)

3,4.....**College of Optometry**

- 11,17,45,65.....Optometry (OPTM)

3.....**College of Pharmacy**

- 12,46,47.....Pharmacy (PHAD, PHAR, PHCG, PHCH, PHCL, PHPR)

3.....**College of Professional and Technological Studies**

- 12,48,49.....Professional and Technological Studies (APPS, DAGD)

INDEX

Page Detail of SCH/FTEF cont.

3,4.....College of Technology

- 12,13,50.....Architectural Tech & Facilities Mgmt (ARCH, FMAN)
- 13,50,51.....Automotive (ABOD, AHEM, AUTO)
- 13,51,52.....Construction Technology & Management (BCTM, CETM, CONM)
- 13,14,52.....Electronics/CNS (ECNS, EEET)
- 14,52,53.....HVACR (HVAC)
- 14,53.....Heavy Equipment (HEQT, HSET)
- 14,53,54.....Manufacturing Eng Tech (MATL, MFGE, MFGT)
- 15,54,55.....Mechanical Design (CDTD, ETEC, MECH, PDET)
- 15,55,56.....Plastics and Rubber (PLTS, RUBR)
- 15,56,57.....Printing & Imaging Technology Mgmt (NMPP, PHOT, PMGT, PTEC)
- 15,16,57.....Surveying (SURE)
- 16,57,58.....Welding
- 16,57,58.....Welding Engineering Technology (WELD)

4.....Kendall College of Art & Design

- 16,59,60,63.....Design Studies (KCDM, KCDS, KCFD, KCID, KCIL, KCIN, KCMJ, KCVC, KDES)
- 16,17,60,61,63..Fine Arts/Foundation (KCED, KCFA, KCFN, KCPA, KCPH, KCSF)
- 17,61,62,64.....Liberal Arts & Sciences (KCAH, KCHP, KCHU, KCSC, KCSS)

4.....University College

- 17,18,66,67,68..Developmental Programs & Curriculum (CARE, DIST, FSUH, FSUS, HNRS, IEPG, NASE, ORSA, READ, UNCP, UNIV)

Ranked Listing of SCH/FTEF (Buff Pages)

- 69.....College
- 70-72.....Department
- 73-84.....Course Prefix

Graphs of SCH/FTEF (Gray Pages)

- 85.....Pie Chart - College
- 86.....Graphs - FSU
- 87-96.....Graphs - College
- 97-142.....Graphs - Department

PREFACE

The Productivity Report is produced each summer by the Ferris State University Office of Institutional Research and Testing. All information provided in this publication is drawn from existing university data systems. Any person having questions, suggestions, or requests for more detailed information should contact the Office of Institutional Research and Testing at extension 3800.

Readers should note that in the tables of this report, the whole may not equal the sum of the parts because of rounding. Data has been summed and then rounded.

This report details productivity trends at FSU over the past five years. The report shows data for Fall 2002 through Winter 2007. Data is shown in detail by university (page 1), by college (pages 2 through 4), by department (pages 5 through 18), and by course prefix (pages 19 through 68). Summary information for the current year shows SCH/FTEF in ranked order by college (page 69), by department (pages 70 through 72) and by course prefix (pages 73 through 84). Graphs showing SCH and FTEF data are on pages 85 through 142.

EXPLANATION OF TERMS:

Student Credit Hours (SCH) - SCH is the product of the credit value of a course and the number of students enrolled in the course on the official seventh day of classes for that semester. For example, a 4 credit course section containing 50 students on the seventh day of classes would generate 200 student credit hours.

Full-Time Equated Faculty (FTEF) - A faculty member working full-time for fall and winter semester (fall semester 1 FTEF + winter semester 1 FTEF = Average F + W 1 FTEF). Overloads and part-time faculty produce a fraction of an FTEF. **No sabbatical or 100% release-time FTEF are included in this report.** When student credit hours are produced by administrators and/or ROTC personnel, zeros are shown in the corresponding full time equated faculty columns and are not included in the ranked listings.

SCH/FTEF - A measure of productivity. This gives the average number of student credit hours generated per full-time equated faculty member. When SCH is divided by zero FTEF (zero results from administrators and/or ROTC personnel teaching courses) the SCH/FTEF columns contain blanks. When a zero FTE occurs in Fall or Winter, the overall SCH/FTE must be recalculated.

NOTE: If there are not SCH's and/or FTE's in both the Fall and the Winter Term Columns, please disregard the Annualized Productivity Figures (listed in the last column on the page). You will need to look at the particular Fall or Winter Term to see the Correct Productivity Measure. Also note that if there is a department and/or college name change the data will appear with the correct name and correct term. Please contact the Office of Institutional Research and Testing if you have any questions.

As shown on page 1, during the Fall and Winter semester of the 2006-07 school year, Ferris State University employed 676.68 full-time equated **teaching** faculty. A total of 300,005.00 student credit hours were produced, for an average of 443.06 student credit hours produced per FTEF. The same comparisons have been made for specific terms, by college, department and course prefix.

(The SCH and FTEF FSU totals shown in this report are the same totals submitted to the State of Michigan through the HEIDI system.)

PREFACE cont.

Special Notes for 2002-2003:

There were 7 new course prefixes added during the 2002-2003 year: (1) COAS – College of Arts & Sciences, College of Arts & Sciences – College of Arts & Sciences, (2) CIST – Computer Information Systems Technology, College of Business – Computer Information Systems Dept., (3) EDLA - Education & Language Arts, College of Education & Human Services – School of Education, (4) ERLA – Education Reading Language Arts, College of Education & Human Services – School of Education, (5) KCED – Kendall Education, Kendall College of Art & Design – Fine Arts/Foundation, (6) KCMJ Kendall Metals/Jewelry Design, Kendall College of Art & Design – Design Studies, and (7) UNCP University College Program – University College – Developmental Programs and Curriculum.

Effective Winter 2003 for the College of Business – the departments were reorganized. Accountancy/Econ/Applied Stats changed to Accountancy, Finance, Econ & Stats with the FINC course prefix moving from the Management Department to this department. A new department CBGP – College of Business Graduate Programs was created with the MISM course prefix moving from the Computer Information Systems Department to this department. In addition, the HOMT and the RFIM course prefixes moved from the Marketing Department to the Management Department.

Special Notes for 2003-2004:

There were 9 new course prefixes added during the 2003-2004 year: (1) APPS – Applied Science, College of Professional & Technological Studies – Professional & Technological Studies, (2) DAGD – Digital Animation and Game Design, College of Professional & Technological Studies – Professional & Technological Studies, (3) EDPH - Philanthropy Education, College of Education & Human Services – School of Education, (4) ESPN – Education Special Needs, College of Education & Human Services – School of Education, (5) FSUH - Ferris State University Honors, University College – Developmental Programs and Curriculum, (6) HNRS – Honors, University College – Developmental Programs and Curriculum, (7) KCHP – Kendall College Historic Preservation, Kendall College of Art & Design – Liberal Arts & Sciences, (8) MMBA - Master of Business Administration, College of Business – College of Business Graduate Programs, and (9) MTED – Master of Technical Education, College of Business – College of Business Graduate Programs.

Effective Summer 2003 there was the addition of a new academic college -The College of Professional & Technological Studies (CPT). The College of Professional & Technological Studies has one department, Professional & Technological Studies (CPTS) with 2 new course prefixes APPS – Applied Science and DAGD - Digital Animation and Game Design.

Special Notes for 2004-2005:

There were 3 new course prefixes added during the 2004-2005 year: (1) AFAM – African American Studies, College of Arts & Sciences – Humanities, (2) EDPE – Education Physical Education, College of Education and Human Services – School of Education and (3) WGST – Women and Gender Studies, College of Arts & Sciences – Humanities.

Effective Fall 2004 for the College of Allied Health Sciences – the Health Related Programs Department closed and reorganized with the NUCM, RADI, and SONO course prefixes moving to the new department of Imaging Sciences and CLLS and RESP moving to the Health Management Department.

PREFACE cont.

Special Notes for 2005-2006:

There were 4 new course prefixes added during the 2005-2006 year: (1) AMST – American Studies, College of Arts & Sciences – Humanities, (2) HSCJ – Digital Security Forensics, College of Business – College of Business Graduate Programs, (3) KCPH – Kendall Photography, Kendall College of Art & Design – Fine Arts/Foundation, and (4) KCSF – Kendall Sculpture/Functional Art, Kendall College of Art & Design – Fine Arts/Foundation.

Effective Winter 2006 for the College of Allied Health Sciences - the departments reorganized. All of the Departments closed and reorganized into 3 new departments as follows: (1) Clinical Lab, Respiratory Care and Health Administration with course prefixes CAHS which moved from College of Allied Health Sciences Dept, and CCHS, CLLS, EHSM, HCSA, MRIS, and RESP which all moved from the Health Management Department. (2) Dental Hygiene and Medical Imaging with course prefixes DHYG which moved from Nursing & Dental Hygiene and NUCM, RADI, and SONO which moved from Imaging Sciences. (3) School of Nursing with NURS which moved from Nursing and Dental Hygiene.

Also effective Winter 2006 for the College of Business - the Accountancy, Finance, Econ & Statistics Department closed and reorganized with ACCT and FINC course prefixes moving to the Computer Information Systems Department and ECON moving to the Management Department and STQM moving to the Marketing Department.

Special Notes for 2006-2007:

There were 14 new course prefixes added during the 2006-2007 year: (1) EDGP – Education Get Promoted, Education – School of Education (2) FILM – Film, Arts & Sciences - Humanities (3) GRDE – Graphic Design, Business - Marketing (4) HISH – History Honors, Arts & Sciences - Humanities (5) HUMH – Humanities Honors, Arts & Sciences - Humanities (6) INBI – Integrated Biology, Arts & Sciences – Biology (7) INRS – Integrated Physical Sciences, Arts & Sciences – Physical Sciences (8) KCPA – Kendall Painting, Kendall – Fine Arts (9) KDES - Kendall Design, Kendall - Design (10) LITH – Literature Honors, (Arts & Sciences – Language & Literature (11) PHIL – Philosophy, Arts & Sciences - Humanities (12) PHIH – Philosophy Honors, Arts & Sciences - Humanities (13) RELG – Religions, Arts & Sciences - Humanities (14) RELH – Religions Honors, Arts & Sciences – Humanities.

Effective Fall 2007 all of the students records data began running from a new data system, BANNER (no longer using SIS+). With this switch in systems came many changes, including in some cases names and codes for our colleges and departments. Please note that if there was a department and/or college name change (even as slight as a dash or slash) the data will appear with the correct name and term. For this reason you may need to look at two different names to get complete data for an academic year.

COURSE PREFIX CODING SCHEME

PREFIX	COURSE DESCRIPTION	PREFIX	COURSE DESCRIPTION	PREFIX	COURSE DESCRIPTION
ABOD	Automotive Body	ECOM	E-Commerce	HUMN	Humanities
ACCT	Accountancy	ECON	Economics	HVAC	Heating, Ventilation, Air Cond & Refrig Tech
ADVG	Advertising	ECTE	Educational Career Technical Education	IEPG	Intensive English Program
AFAM	African American Studies	EDCD	Child Development	INBI	Integrated Biology
AHEM	Automotive/Heavy Equipment Management	EDGP	Education Get Promoted	INCT	Industrial Chemistry Technology
AMST	American Studies	EDLA	Education Language Arts	INPS	Integrated Physical Sciences
ANTH	Anthropology	EDPE	Education Physical Education	INSR	Insurance
APPS	Applied Science	EDPH	Philanthropy Education	INTB	International Business
ARCH	Architectural Technology	EDUC	Education	ISYS	Computer Information Systems
ARTH	Art History	EEET	Electrical & Electronics Engineering Tech	JRNL	Journalism
ARTS	Art	EHSM	Environmental Health & Safety Management	KCAH	Kendall College Art History
ASTR	Astronomy	ENGL	English	KCDM	Kendall College Digital Media
AUTO	Automotive Service Technology	ERLA	Education Reading Language Arts	KCDS	Kendall College Design Studies
BCTM	Building Construction	ESPN	Education Special Needs	KCED	Kendall Education
BIOL	Biology	ETEC	Engineering Graphics	KCFA	Kendall College Fine Arts
BLAW	Business Law	FINC	Finance	KCFD	Kendall College Furniture Design
BUSN	Business	FILM	Film	KCFN	Kendall College Foundation
CAHS	Allied Health Science	FMAN	Facilities Management	KCHP	Kendall College Historic Preservation
CARE	Career Exploration	FREN	French	KCHU	Kendall College Humanities
CCHS	Core Curriculum Health Sciences	FSUS	Ferris State University Seminar	KCID	Kendall College Interior Design
CDTD	CAD Drafting & Tool Design	GEOG	Geography	KCIL	Kendall College Illustration
CETM	Civil Engineering Technology	GEOL	Geology	KCIN	Kendall College Industrial Design
CHEM	Chemistry	GERM	German	KCMJ	Kendall Metals/Jewelry Design
CISM	Computer Information Systems Management	GRDE	Graphic design	KCPA	Kendall Painting
CIST	Computer Information Systems Technology	HCSA	Health Care Systems Administration	KCPH	Kendall Photography
CLLS	Clinical Laboratory Science	HEQK	Komatsu Heavy Equipment	KCSC	Kendall College Science
COAS	College of Arts & Sciences	HEQT	Heavy Equipment Technology	KCSF	Kendall Sculpture/Functional Art
COMH	Communication Honors	HISH	History Honors	KCSS	Kendall College Social Science
COMM	Communication	HIST	History	KCVC	Kendall College Visual Communication
CONM	Construction Management	HLTH	Health Education	KDES	Kendall Design
CPSC	Computer Science	HNRS	Honors	LANG	Language
CRIM	Criminal Justice	HOMT	Hospitality Management	LITH	Literature Honors
DAGD	Digital Animation and Game Design	HORT	Horticulture	LITR	Literature
DHYG	Dental Hygiene	HSCJ	Homeland Security - Digital Security & Forensics	LLAW	Law
DIST	Directed Studies	HSET	Heavy Equipment Serv Engineering Tech	MATH	Mathematics
ECNS	Computer Network and Systems	HUMH	Humanities Honors	MATL	Metallurgy

COURSE PREFIX CODING SCHEME cont.

PREFIX	COURSE DESCRIPTION	PREFIX	COURSE DESCRIPTION
MECH	Mechanical Engineering Technology	PLSC	Political Science
MFGE	Manufacturing Engineering Technology	PLTS	Plastics Engineering Technology
MFGT	Manufacturing Tooling Technology	PMGT	Printing Management
MGMT	Management	PREL	Public Relations
MIMG	Music Industry Management	PSYC	Psychology
MISM	Master of Science Information Systems Mgmt	PTEC	Printing Technology
MKTG	Marketing	PTMG	Professional Tennis Management
MMBA	Master of Business Administration	RADI	Radiography
MRIS	Medical Record Information Systems	READ	Reading
MSCI	Military Science	REAL	Real Estate
MTED	Master of Technical Education	RELG	Religions
MUSI	Music	RELH	Religions Honors
NASE	National Student Exchange	RESP	Respiratory Care
NMPP	New Media Printing & Publishing	RETG	Retailing
NUCM	Nuclear Medicine	RFIM	Restaurant & Food Industry Management
NURS	Nursing	RMLS	Recreation Management & Leisure Studies
OPTI	Opticianry	RUBR	Rubber Technology
OPTM	Optometry	SCWK	Social Work
ORSA	Study Abroad	SOCY	Sociology
PDET	Product Design Engineering Technology	SONO	Diagnostic Medical Sonography
PGMG	Professional Golf Management	SPAN	Spanish
PHAD	Pharmacy Administration	SSCI	Social Sciences
PHAR	Pharmaceutics	STQM	Statistics and Quantitative Methods
PHCG	Pharmacognosy	SURE	Surveying Engineering
PHCH	Pharmaceutical Chemistry	THTR	Theatre
PHCL	Pharmacology	TVPR	Television Production
PHED	Physical Education	UNCP	University College Program
PHIH	Philosophy Honors	UNIV	University
PHIL	Philosophy	VISC	Visual Communication
PHOT	Photography	VISD	Visual Design and WEB Media
PHPR	Pharmacy Practice	WELD	Welding Engineering Technology
PHSC	Physical Science	WGST	Women & Gender Studies
PHYS	Physics		

FERRIS STATE UNIVERSITY

Student Credit Hours (SCH), Full Time Equated Faculty (FTEF) and SCH/FTEF Aggregated by University

University	Year	<u>Student Credit Hours</u>				<u>Full Time Equated Faculty</u>				<u>SCH/FTEF</u>			
		Summer	Fall	Winter	F + W (a)	Summer	Fall	Winter	Avg F + W (b)	Summer	Fall	Winter	F + W (a / b)
Ferris State University	2002-03	27,325.00	139,258.00	129,334.00	268,592.00	191.30	612.78	609.68	611.23	142.84	227.26	212.14	439.43
Ferris State University	2003-04	25,926.00	147,557.00	136,598.00	284,155.00	178.09	636.11	615.08	625.59	145.57	231.97	222.08	454.22
Ferris State University	2004-05	29,459.00	148,111.00	137,112.00	285,223.00	208.20	650.95	633.80	642.37	141.49	227.53	216.33	444.01
Ferris State University	2005-06	30,594.00	156,188.00	143,817.00	300,005.00	208.69	665.32	651.33	658.33	146.60	234.76	220.80	455.71
Ferris State University	2006-07	31,498.00	154,046.00	145,765.50	299,811.50	196.40	678.00	675.36	676.68	160.38	227.21	215.83	443.06

FERRIS STATE UNIVERSITY

Student Credit Hours (SCH), Full Time Equated Faculty (FTEF) and SCH/FTEF Aggregated by College

College	Year	<u>Student Credit Hours</u>				<u>Full Time Equated Faculty</u>				<u>SCH/FTEF</u>			
		Summer	Fall	Winter	F + W (a)	Summer	Fall	Winter	Avg F + W (b)	Summer	Fall	Winter	F + W (a / b)
College of Allied Health	2006-07	0.00	11,706.00	12,191.00	23,897.00	0.00	46.80	51.23	49.02		250.10	237.95	487.50
College of Allied Health Sciences	2002-03	2,844.00	7,733.00	7,511.00	15,244.00	19.70	34.68	37.83	36.26	144.40	222.96	198.55	420.44
College of Allied Health Sciences	2003-04	2,705.00	9,291.00	9,008.00	18,299.00	15.37	39.41	43.68	41.54	176.04	235.75	206.23	440.46
College of Allied Health Sciences	2004-05	3,423.00	10,156.00	9,552.00	19,708.00	17.02	40.56	42.41	41.49	201.16	250.40	225.22	475.06
College of Allied Health Sciences	2005-06	3,614.00	11,342.00	11,129.00	22,471.00	19.14	46.25	46.03	46.14	188.78	245.25	241.78	487.03
College of Allied Health Sciences	2006-07	4,514.00	0.00	0.00	0.00	23.40	0.00	0.00	0.00	192.91			
College of Arts and Sciences	2002-03	9,833.00	58,711.00	53,631.00	112,342.00	50.65	193.91	185.49	189.70	194.14	302.78	289.13	592.21
College of Arts and Sciences	2003-04	9,246.00	61,523.00	55,081.00	116,604.00	46.05	201.57	183.64	192.61	200.79	305.22	299.94	605.40
College of Arts and Sciences	2004-05	10,292.00	60,947.00	54,980.00	115,927.00	48.00	205.27	191.93	198.60	214.42	296.92	286.46	583.73
College of Arts and Sciences	2005-06	10,785.00	62,742.00	57,058.00	119,800.00	50.04	207.38	193.02	200.20	215.51	302.54	295.61	598.41
College of Arts and Sciences	2006-07	10,399.00	61,097.00	55,704.00	116,801.00	48.82	207.96	200.21	204.09	213.02	293.79	278.23	572.31
College of Business	2002-03	5,431.00	21,715.00	21,447.00	43,162.00	27.21	91.35	90.04	90.70	199.57	237.71	238.18	475.89
College of Business	2003-04	4,762.00	20,955.00	21,778.00	42,733.00	21.78	84.71	78.97	81.84	218.65	247.36	275.79	522.16
College of Business	2004-05	5,035.00	21,254.00	21,744.00	42,998.00	23.11	80.86	79.07	79.97	217.90	262.84	274.99	537.69
College of Business	2005-06	5,095.00	22,024.00	22,358.00	44,382.00	20.54	80.74	78.72	79.73	248.10	272.79	284.00	556.65
College of Business	2006-07	5,215.00	22,267.00	23,385.00	45,652.00	23.00	79.15	79.25	79.20	226.69	281.34	295.06	576.41
College of Education & Human Serv	2002-03	3,704.00	9,906.00	10,259.00	20,165.00	25.91	48.84	49.58	49.21	142.98	202.84	206.93	409.81
College of Education & Human Serv	2003-04	4,142.00	11,467.00	11,577.00	23,044.00	22.16	53.35	55.63	54.49	186.92	214.93	208.12	422.91
College of Education & Human Serv	2004-05	4,363.00	11,613.00	11,619.00	23,232.00	23.76	56.98	59.41	58.20	183.60	203.79	195.58	399.20
College of Education & Human Serv	2005-06	4,244.00	13,208.00	12,445.00	25,653.00	23.37	63.06	64.98	64.02	181.60	209.45	191.53	400.71

FERRIS STATE UNIVERSITY

Student Credit Hours (SCH), Full Time Equated Faculty (FTEF) and SCH/FTEF Aggregated by College

College	Year	<u>Student Credit Hours</u>				<u>Full Time Equated Faculty</u>				<u>SCH/FTEF</u>			
		Summer	Fall	Winter	F + W (a)	Summer	Fall	Winter	Avg F + W (b)	Summer	Fall	Winter	F + W (a / b)
College of Education & Human Serv	2006-07	4,461.00	0.00	0.00	0.00	26.16	0.00	0.00	0.00	170.53			
College of Education-Human Ser	2006-07	0.00	13,240.00	12,647.00	25,887.00	0.00	61.29	65.77	63.53		216.01	192.29	407.46
College of Optometry	2002-03	405.00	2,295.00	2,362.00	4,657.00	11.00	19.17	20.30	19.73	36.82	119.74	116.37	236.01
College of Optometry	2003-04	416.00	2,362.00	2,403.00	4,765.00	10.00	18.65	19.30	18.98	41.60	126.65	124.49	251.10
College of Optometry	2004-05	403.00	2,384.00	2,362.00	4,746.00	11.00	21.15	22.14	21.65	36.64	112.72	106.67	219.24
College of Optometry	2005-06	476.00	2,145.00	2,343.00	4,488.00	11.75	16.65	16.74	16.69	40.51	128.83	139.99	268.85
College of Optometry	2006-07	448.00	0.00	0.00	0.00	11.75	0.00	0.00	0.00	38.13			
College of Pharmacy	2002-03	970.00	5,447.00	5,472.00	10,919.00	15.20	31.82	30.68	31.25	63.82	171.18	178.37	349.42
College of Pharmacy	2003-04	988.00	6,482.00	6,414.00	12,896.00	20.10	33.74	34.45	34.10	49.15	192.09	186.19	378.22
College of Pharmacy	2004-05	2,102.00	6,543.00	6,317.00	12,860.00	35.10	36.50	37.92	37.21	59.89	179.26	166.59	345.61
College of Pharmacy	2005-06	1,806.00	7,243.00	6,929.00	14,172.00	35.40	37.94	36.56	37.25	51.02	190.89	189.51	380.43
College of Pharmacy	2006-07	2,130.00	7,318.00	7,459.50	14,777.50	12.60	40.30	39.65	39.97	169.05	181.59	188.14	369.67
College of Prof-Tech Studies	2006-07	0.00	1,299.00	1,516.00	2,815.00	0.00	7.21	8.41	7.81		180.21	180.32	360.53
College of Profess & Tech Studies	2003-04	4.00	82.00	118.00	200.00	0.00	1.00	1.33	1.17		82.00	88.72	171.67
College of Profess & Tech Studies	2004-05	27.00	368.00	353.00	721.00	0.25	1.75	2.34	2.04	108.00	210.29	150.85	352.57
College of Profess & Tech Studies	2005-06	60.00	981.00	810.00	1,791.00	1.00	6.26	5.25	5.76	60.00	156.71	154.29	311.21
College of Profess & Tech Studies	2006-07	168.00	0.00	0.00	0.00	1.92	0.00	0.00	0.00	87.50			
College of Technology	2002-03	2,517.00	19,266.00	18,199.00	37,465.00	20.54	104.10	114.44	109.27	122.54	185.07	159.03	342.87

FERRIS STATE UNIVERSITY

Student Credit Hours (SCH), Full Time Equated Faculty (FTEF) and SCH/FTEF Aggregated by College

College	Year	<u>Student Credit Hours</u>				<u>Full Time Equated Faculty</u>				<u>SCH/FTEF</u>			
		Summer	Fall	Winter	F + W (a)	Summer	Fall	Winter	Avg F + W (b)	Summer	Fall	Winter	F + W (a / b)
College of Technology	2003-04	1,888.00	20,317.00	18,800.00	39,117.00	14.11	104.64	112.33	108.49	133.81	194.16	167.36	360.57
College of Technology	2004-05	2,146.00	20,086.00	18,778.00	38,864.00	14.89	108.49	109.72	109.11	144.12	185.14	171.14	356.20
College of Technology	2005-06	2,307.00	20,711.00	18,931.00	39,642.00	17.24	104.51	116.41	110.46	133.80	198.17	162.62	358.88
College of Technology	2006-07	2,358.00	19,404.00	18,478.00	37,882.00	21.32	111.69	114.14	112.91	110.60	173.74	161.89	335.50
Kendall College of Art & Design	2002-03	1,358.00	9,765.00	9,229.00	18,994.00	18.02	69.21	71.67	70.44	75.36	141.09	128.77	269.64
Kendall College of Art & Design	2003-04	1,488.00	10,493.00	10,229.00	20,722.00	25.78	77.98	75.32	76.65	57.72	134.56	135.81	270.35
Kendall College of Art & Design	2004-05	1,500.00	10,828.00	10,372.00	21,200.00	32.32	82.61	81.65	82.13	46.41	131.08	127.02	258.13
Kendall College of Art & Design	2005-06	2,037.00	11,718.00	10,843.00	22,561.00	28.20	85.85	87.64	86.75	72.23	136.49	123.72	260.08
Kendall College of Art & Design	2006-07	1,762.00	0.00	0.00	0.00	27.42	0.00	0.00	0.00	64.25			
Kendall College of Art-Design	2006-07	0.00	11,820.00	11,184.00	23,004.00	0.00	92.81	92.96	92.88		127.36	120.31	247.67
Michigan College of Optometry	2006-07	0.00	2,459.00	2,432.00	4,891.00	0.00	17.60	19.26	18.43		139.76	126.28	265.42
University College	2002-03	263.00	4,420.00	1,224.00	5,644.00	3.08	19.70	9.65	14.68	85.39	224.37	126.78	384.54
University College	2003-04	287.00	4,585.00	1,190.00	5,775.00	2.75	21.04	10.43	15.74	104.36	217.87	114.06	366.92
University College	2004-05	168.00	3,932.00	1,035.00	4,967.00	2.75	16.78	7.20	11.99	61.09	234.39	143.75	414.35
University College	2005-06	170.00	4,074.00	971.00	5,045.00	2.00	16.68	5.98	11.33	85.00	244.29	162.37	445.33
University College	2006-07	43.00	3,436.00	769.00	4,205.00	0.00	13.20	4.48	8.84		260.30	171.65	475.68

FERRIS STATE UNIVERSITY

Student Credit Hours (SCH), Full Time Equated Faculty (FTEF) and SCH/FTEF Aggregated by University by Department within College

Department	Year	<u>Student Credit Hours</u>				<u>Full Time Equated Faculty</u>				<u>SCH/FTEF</u>			
		Summer	Fall	Winter	F + W (a)	Summer	Fall	Winter	Avg F + W (b)	Summer	Fall	Winter	F + W (a / b)
<u>College of Allied Health</u>													
Clinical Lab-Resp Care-Hlth Ad	2006-07	0.00	6,167.00	6,911.00	13,078.00	0.00	26.61	29.59	28.10		231.73	233.57	465.40
Coll of Allied Health Sciences	2006-07	0.00	2.00	0.00	2.00	0.00	0.00	0.00	0.00				
Dental Hygiene-Medical Imaging	2006-07	0.00	3,514.00	3,203.00	6,717.00	0.00	10.77	12.07	11.42		326.18	265.39	588.12
School of Nursing	2006-07	0.00	2,023.00	2,077.00	4,100.00	0.00	9.42	9.58	9.50		214.80	216.90	431.71
<u>College of Allied Health Sciences</u>													
Clinical Lab, Resp Care and Health Admin	2005-06	0.00	0.00	6,487.00	6,487.00	0.00	0.00	29.87	14.94			217.14	434.29
Clinical Lab, Resp Care and Health Admin	2006-07	3,155.00	0.00	0.00	0.00	16.37	0.00	0.00	0.00	192.72			
College of Allied Health Sciences	2002-03	6.00	0.00	87.00	87.00	0.33	0.00	0.25	0.13	18.00		348.00	696.00
College of Allied Health Sciences	2003-04	0.00	0.00	69.00	69.00	0.00	0.00	0.25	0.13			276.00	552.00
College of Allied Health Sciences	2004-05	0.00	8.00	84.00	92.00	0.00	0.00	0.25	0.13			336.00	736.00
College of Allied Health Sciences	2005-06	10.00	2.00	0.00	2.00	0.00	0.00	0.00	0.00				
Dental Hygiene and Medical Imaging	2005-06	0.00	0.00	3,062.00	3,062.00	0.00	0.00	8.56	4.28			357.80	715.59
Dental Hygiene and Medical Imaging	2006-07	1,095.00	0.00	0.00	0.00	4.61	0.00	0.00	0.00	237.56			
Health Management	2002-03	974.00	2,809.00	2,877.00	5,686.00	5.98	10.38	12.86	11.62	162.76	270.62	223.63	489.23
Health Management	2003-04	1,132.00	3,591.00	3,398.00	6,989.00	6.54	12.79	14.75	13.77	173.11	280.84	230.30	507.53
Health Management Department	2004-05	1,642.00	4,763.00	4,612.00	9,375.00	8.02	20.47	20.29	20.38	204.61	232.65	227.32	459.99

FERRIS STATE UNIVERSITY

Student Credit Hours (SCH), Full Time Equated Faculty (FTEF) and SCH/FTEF Aggregated by University by Department within College

Department	Year	<u>Student Credit Hours</u>				<u>Full Time Equated Faculty</u>				<u>SCH/FTEF</u>			
		Summer	Fall	Winter	F + W (a)	Summer	Fall	Winter	Avg F + W (b)	Summer	Fall	Winter	F + W (a / b)
<u>College of Allied Health Sciences</u>													
Health Management Department	2005-06	2,332.00	6,148.00	0.00	6,148.00	12.54	26.06	0.00	13.03	185.93	235.87		471.75
Health Related Programs	2002-03	1,220.00	2,309.00	2,063.00	4,372.00	7.62	11.78	10.66	11.22	160.18	196.01	193.58	389.71
Health Related Programs	2003-04	1,145.00	2,600.00	2,583.00	5,183.00	6.18	11.03	11.96	11.49	185.18	235.70	216.02	450.92
Health Related Programs	2004-05	1,237.00	0.00	0.00	0.00	4.51	0.00	0.00	0.00	274.21			
Imaging Sciences	2004-05	0.00	2,076.00	1,747.00	3,823.00	0.00	5.76	5.86	5.81		360.69	298.12	658.26
Imaging Sciences	2005-06	906.00	1,924.00	0.00	1,924.00	3.26	6.63	0.00	3.32	277.81	290.00		580.00
Nursing & Dental Hygiene	2002-03	644.00	2,615.00	2,484.00	5,099.00	5.76	12.52	14.06	13.29	111.79	208.80	176.70	383.64
Nursing & Dental Hygiene	2003-04	428.00	3,100.00	2,958.00	6,058.00	2.64	15.59	16.72	16.16	161.95	198.81	176.94	374.99
Nursing & Dental Hygiene	2004-05	544.00	3,309.00	3,109.00	6,418.00	4.48	14.33	16.01	15.17	121.43	230.91	194.15	423.02
Nursing & Dental Hygiene	2005-06	366.00	3,268.00	0.00	3,268.00	3.34	13.55	0.00	6.77	109.58	241.21		482.42
School of Nursing	2005-06	0.00	0.00	1,580.00	1,580.00	0.00	0.00	7.60	3.80			207.94	415.89
School of Nursing	2006-07	264.00	0.00	0.00	0.00	2.42	0.00	0.00	0.00	109.09			
<u>College of Arts and Sciences</u>													
Biological Sciences	2002-03	1,736.00	7,769.00	6,349.00	14,118.00	9.15	24.11	22.79	23.45	189.62	322.27	278.56	602.06
Biological Sciences	2003-04	1,533.00	8,338.00	6,848.00	15,186.00	9.02	25.52	23.15	24.33	170.05	326.77	295.81	624.09
Biological Sciences	2004-05	1,851.00	8,173.00	7,132.00	15,305.00	8.52	24.45	24.09	24.27	217.18	334.27	296.06	630.61
Biological Sciences	2005-06	2,053.00	8,683.00	7,215.00	15,898.00	9.41	28.14	25.10	26.62	218.10	308.55	287.48	597.23
Biological Sciences	2006-07	1,956.00	0.00	0.00	0.00	9.90	0.00	0.00	0.00	197.52			

FERRIS STATE UNIVERSITY

Student Credit Hours (SCH), Full Time Equated Faculty (FTEF) and SCH/FTEF Aggregated by University by Department within College

Department	Year	<u>Student Credit Hours</u>				<u>Full Time Equated Faculty</u>				<u>SCH/FTEF</u>			
		Summer	Fall	Winter	F + W (a)	Summer	Fall	Winter	Avg F + W (b)	Summer	Fall	Winter	F + W (a / b)
<u>College of Arts and Sciences</u>													
Biology	2006-07	0.00	8,637.00	7,980.00	16,617.00	0.00	28.51	28.39	28.45		302.99	281.11	584.14
Clinical Lab-Resp Care-Hlth Ad	2006-07	0.00	164.00	40.00	204.00	0.00	0.53	0.33	0.43		307.50	121.21	472.59
College of Arts & Sciences	2002-03	0.00	7.00	0.00	7.00	0.00	0.08	0.00	0.04		91.00		182.00
Humanities	2002-03	1,571.00	11,315.00	11,697.00	23,012.00	6.55	36.81	37.71	37.26	239.85	307.41	310.16	617.60
Humanities	2003-04	1,490.00	12,123.00	11,851.00	23,974.00	6.81	40.19	37.61	38.90	218.80	301.66	315.13	616.34
Humanities	2004-05	1,951.00	13,206.00	12,342.00	25,548.00	8.00	44.06	39.86	41.96	243.88	299.71	309.66	608.87
Humanities	2005-06	1,905.00	13,128.00	12,428.00	25,556.00	9.16	42.91	37.73	40.32	207.97	305.92	329.43	633.84
Humanities	2006-07	1,933.00	12,560.00	11,888.00	24,448.00	7.13	43.04	40.48	41.76	271.11	291.82	293.66	585.42
Language and Literature	2002-03	2,530.00	12,898.00	11,594.00	24,492.00	13.55	55.13	50.60	52.86	186.75	233.98	229.14	463.32
Language and Literature	2003-04	2,342.00	13,291.00	11,493.00	24,784.00	11.90	53.25	47.47	50.36	196.81	249.61	242.10	492.14
Language and Literature	2004-05	2,352.00	12,349.00	10,696.00	23,045.00	11.08	52.39	48.33	50.36	212.27	235.71	221.30	457.59
Language and Literature	2005-06	2,681.00	12,904.00	11,752.00	24,656.00	13.06	54.13	50.42	52.28	205.31	238.38	233.08	471.65
Language and Literature	2006-07	2,708.00	0.00	0.00	0.00	13.83	0.00	0.00	0.00	195.81			
Languages and Literature	2006-07	0.00	12,606.00	10,866.00	23,472.00	0.00	51.74	50.16	50.95		243.62	216.63	460.67
Mathematics	2002-03	1,144.00	10,470.00	7,961.00	18,431.00	7.07	31.39	25.58	28.49	161.81	333.55	311.18	647.01
Mathematics	2003-04	924.00	10,976.00	7,768.00	18,744.00	5.07	32.81	25.08	28.94	182.25	334.53	309.73	647.57
Mathematics	2004-05	1,171.00	10,015.00	7,602.00	17,617.00	4.99	33.13	28.04	30.58	234.75	302.32	271.14	576.05
Mathematics	2005-06	1,076.00	10,372.00	7,627.00	17,999.00	5.24	31.44	26.47	28.95	205.24	329.90	288.14	621.62

FERRIS STATE UNIVERSITY

Student Credit Hours (SCH), Full Time Equated Faculty (FTEF) and SCH/FTEF Aggregated by University by Department within College

Department	Year	<u>Student Credit Hours</u>				<u>Full Time Equated Faculty</u>				<u>SCH/FTEF</u>			
		Summer	Fall	Winter	F + W (a)	Summer	Fall	Winter	Avg F + W (b)	Summer	Fall	Winter	F + W (a / b)
<u>College of Arts and Sciences</u>													
Mathematics	2006-07	977.00	9,589.00	7,611.00	17,200.00	5.58	31.40	28.21	29.81	175.00	305.38	269.77	577.05
Physical Sciences	2002-03	773.00	6,511.00	5,666.00	12,177.00	4.24	18.32	19.20	18.76	182.45	355.49	295.05	649.11
Physical Sciences	2003-04	959.00	6,924.00	6,061.00	12,985.00	5.41	18.72	19.02	18.87	177.36	369.86	318.70	688.16
Physical Sciences	2004-05	931.00	7,262.00	6,391.00	13,653.00	3.21	19.86	19.47	19.67	289.62	365.57	328.30	694.24
Physical Sciences	2005-06	1,152.00	7,769.00	7,017.00	14,786.00	4.28	20.36	20.62	20.49	269.16	381.58	340.30	721.62
Physical Sciences	2006-07	1,222.00	8,201.00	7,012.00	15,213.00	5.53	20.67	19.28	19.97	220.78	396.82	363.75	761.72
Social Sciences	2002-03	2,079.00	9,741.00	10,364.00	20,105.00	10.09	28.09	29.60	28.84	206.03	346.84	350.14	697.06
Social Sciences	2003-04	1,998.00	9,871.00	11,060.00	20,931.00	7.85	31.09	31.31	31.20	254.63	317.49	353.20	670.82
Social Sciences	2004-05	2,036.00	9,942.00	10,817.00	20,759.00	12.19	31.37	32.14	31.76	166.97	316.91	336.53	653.68
Social Sciences	2005-06	1,918.00	9,886.00	11,019.00	20,905.00	8.89	30.39	32.68	31.54	215.75	325.27	337.15	662.85
Social Sciences	2006-07	1,603.00	0.00	0.00	0.00	6.84	0.00	0.00	0.00	234.47			
Social Sciences Dept	2006-07	0.00	9,340.00	10,307.00	19,647.00	0.00	32.07	33.36	32.72		291.22	308.96	600.54
<u>College of Business</u>													
Account, Finance, Info Systems	2006-07	0.00	7,161.00	7,358.00	14,519.00	0.00	24.97	24.29	24.63		286.73	302.92	589.42
Accountancy, Finance, Econ, & Statistics	2002-03	0.00	0.00	5,814.00	5,814.00	0.00	0.00	20.50	10.25			283.61	567.22
Accountancy, Finance, Econ, & Statistics	2003-04	1,140.00	5,691.00	5,940.00	11,631.00	4.50	20.00	20.00	20.00	253.33	284.55	297.00	581.55
Accountancy, Finance, Econ, & Statistics	2004-05	1,254.00	6,081.00	5,800.00	11,881.00	5.17	20.50	17.92	19.21	242.71	296.63	323.72	618.53
Accountancy, Finance, Econ, & Statistics	2005-06	1,251.00	6,408.00	0.00	6,408.00	4.75	19.92	0.00	9.96	263.37	321.74		643.48

FERRIS STATE UNIVERSITY

Student Credit Hours (SCH), Full Time Equated Faculty (FTEF) and SCH/FTEF Aggregated by University by Department within College

Department	Year	<u>Student Credit Hours</u>				<u>Full Time Equated Faculty</u>				<u>SCH/FTEF</u>			
		Summer	Fall	Winter	F + W (a)	Summer	Fall	Winter	Avg F + W (b)	Summer	Fall	Winter	F + W (a / b)
<u>College of Business</u>													
Accountancy/Econ/Applied Stats	2002-03	993.00	5,244.00	0.00	5,244.00	4.17	18.00	0.00	9.00	238.13	291.33		582.67
Coll of Business Graduate Prog	2006-07	0.00	552.00	0.00	552.00	0.00	3.08	0.00	1.54		179.22		358.44
College of Business Graduate Programs	2002-03	0.00	0.00	759.00	759.00	0.00	0.00	7.25	3.62			104.69	209.38
College of Business Graduate Programs	2003-04	522.00	877.00	804.00	1,681.00	4.01	6.16	5.00	5.58	130.17	142.37	160.73	301.19
College of Business Graduate Programs	2004-05	528.00	861.00	789.00	1,650.00	3.99	6.49	6.02	6.26	132.33	132.61	131.01	263.68
College of Business Graduate Programs	2005-06	396.00	726.00	717.00	1,443.00	1.98	5.63	5.00	5.31	199.72	128.95	143.50	271.58
College of Business Graduate Programs	2006-07	519.00	0.00	0.00	0.00	3.34	0.00	0.00	0.00	155.62			
Computer Information Systems Dept	2002-03	1,527.00	5,264.00	4,118.00	9,382.00	9.34	26.68	17.90	22.29	163.52	197.29	230.06	420.89
Computer Information Systems Dept	2003-04	789.00	3,905.00	3,810.00	7,715.00	4.00	15.92	14.63	15.27	197.25	245.34	260.46	505.17
Computer Information Systems Dept	2004-05	615.00	3,294.00	3,180.00	6,474.00	2.50	14.01	13.00	13.50	246.00	235.12	244.62	479.38
Computer Information Systems Dept	2005-06	813.00	2,988.00	6,537.00	9,525.00	3.34	12.25	23.83	18.04	243.78	243.92	274.28	527.94
Computer Information Systems Dept	2006-07	1,173.00	0.00	0.00	0.00	4.75	0.00	0.00	0.00	246.95			
Management	2002-03	1,403.00	5,678.00	5,840.00	11,518.00	6.48	22.25	23.41	22.83	216.60	255.19	249.47	504.51
Management	2003-04	978.00	5,385.00	6,233.00	11,618.00	3.92	21.50	20.00	20.75	249.64	250.43	311.61	559.82
Management	2004-05	1,217.00	5,790.00	7,146.00	12,936.00	5.00	19.27	22.58	20.93	243.40	300.48	316.43	618.17
Management	2005-06	1,238.00	6,371.00	9,253.00	15,624.00	3.52	21.33	27.09	24.21	351.43	298.69	341.57	645.35
Management	2006-07	1,948.00	8,467.00	9,128.00	17,595.00	8.25	27.35	27.24	27.29	236.12	309.58	335.13	644.66
Marketing	2002-03	1,508.00	5,529.00	4,916.00	10,445.00	7.23	24.42	20.98	22.70	208.64	226.42	234.26	460.09

FERRIS STATE UNIVERSITY

Student Credit Hours (SCH), Full Time Equated Faculty (FTEF) and SCH/FTEF Aggregated by University by Department within College

Department	Year	<u>Student Credit Hours</u>				<u>Full Time Equated Faculty</u>				<u>SCH/FTEF</u>			
		Summer	Fall	Winter	F + W (a)	Summer	Fall	Winter	Avg F + W (b)	Summer	Fall	Winter	F + W (a / b)
<u>College of Business</u>													
Marketing	2003-04	1,333.00	5,097.00	4,991.00	10,088.00	5.35	21.13	19.33	20.23	249.10	241.18	258.16	498.58
Marketing	2004-05	1,421.00	5,228.00	4,829.00	10,057.00	6.45	20.59	19.55	20.07	220.31	253.89	247.01	501.08
Marketing	2005-06	1,397.00	5,531.00	5,851.00	11,382.00	6.95	21.61	22.80	22.21	201.13	255.95	256.57	512.54
Marketing	2006-07	1,575.00	5,805.00	5,676.00	11,481.00	6.67	22.74	22.00	22.37	236.13	255.28	258.00	513.23
Sports, Entertain, Hospt. Mgmt	2006-07	0.00	282.00	1,223.00	1,505.00	0.00	1.00	5.73	3.36		282.00	213.52	447.40
<u>College of Education & Human Serv</u>													
Criminal Justice	2002-03	1,318.00	3,123.00	3,508.00	6,631.00	9.57	15.30	16.43	15.86	137.72	204.16	213.51	418.01
Criminal Justice	2003-04	1,329.00	3,789.00	3,703.00	7,492.00	9.54	16.67	15.98	16.33	139.31	227.35	231.66	458.93
Criminal Justice	2004-05	1,642.00	3,325.00	3,852.00	7,177.00	6.81	14.10	16.20	15.15	241.07	235.89	237.75	473.77
Criminal Justice	2005-06	1,333.00	4,350.00	4,496.00	8,846.00	7.18	18.29	20.68	19.49	185.61	237.77	217.36	453.87
Criminal Justice	2006-07	1,501.00	0.00	0.00	0.00	9.48	0.00	0.00	0.00	158.33			
Leisure Studies and Wellness	2002-03	295.00	1,345.00	1,536.00	2,881.00	1.91	5.99	6.46	6.23	154.45	224.35	237.93	462.79
Leisure Studies and Wellness	2003-04	193.00	1,248.00	1,284.00	2,532.00	1.15	5.05	5.00	5.02	167.94	247.29	256.80	504.05
Leisure Studies and Wellness	2004-05	175.00	1,488.00	1,076.00	2,564.00	1.17	5.69	4.65	5.17	149.57	261.74	231.40	496.18
Recreation Leisure Services & Wellness	2005-06	223.00	1,294.00	1,147.00	2,441.00	1.70	4.56	5.35	4.96	131.51	283.63	214.21	492.30
Recreation Leisure Services & Wellness	2006-07	229.00	0.00	0.00	0.00	1.42	0.00	0.00	0.00	160.89			
School of Education	2002-03	1,869.00	4,637.00	4,725.00	9,362.00	12.31	23.12	23.02	23.07	151.81	200.52	205.25	405.76
School of Education	2003-04	2,395.00	5,561.00	5,894.00	11,455.00	9.47	26.65	30.80	28.73	252.90	208.66	191.35	398.77

FERRIS STATE UNIVERSITY

Student Credit Hours (SCH), Full Time Equated Faculty (FTEF) and SCH/FTEF Aggregated by University by Department within College

Department	Year	<u>Student Credit Hours</u>				<u>Full Time Equated Faculty</u>				<u>SCH/FTEF</u>			
		Summer	Fall	Winter	F + W (a)	Summer	Fall	Winter	Avg F + W (b)	Summer	Fall	Winter	F + W (a / b)
<u>College of Education & Human Serv</u>													
School of Education	2004-05	2,302.00	5,978.00	5,925.00	11,903.00	13.95	31.96	33.31	32.64	165.00	187.02	177.89	364.72
School of Education	2005-06	2,430.00	6,548.00	5,912.00	12,460.00	13.64	33.76	32.93	33.34	178.13	193.97	179.54	373.70
School of Education	2006-07	2,473.00	0.00	0.00	0.00	13.33	0.00	0.00	0.00	185.57			
Television Production	2002-03	222.00	801.00	490.00	1,291.00	2.11	4.42	3.67	4.04	105.03	181.22	133.51	319.16
Television Production	2003-04	225.00	869.00	696.00	1,565.00	2.00	4.99	3.84	4.42	112.50	174.15	181.25	354.47
Television Production	2004-05	244.00	822.00	766.00	1,588.00	1.83	5.24	5.25	5.25	133.33	156.87	145.90	302.76
Television Production	2005-06	258.00	1,016.00	890.00	1,906.00	0.85	6.45	6.01	6.23	303.53	157.59	148.09	306.01
Television Production	2006-07	258.00	0.00	0.00	0.00	1.93	0.00	0.00	0.00	133.68			
<u>College of Education-Human Ser</u>													
Criminal Justice	2006-07	0.00	5,139.00	5,037.00	10,176.00	0.00	21.89	24.25	23.07		234.71	207.70	441.03
Recreation, Leisure Serv-Well	2006-07	0.00	1,311.00	1,170.00	2,481.00	0.00	5.39	5.33	5.36		243.08	219.56	462.78
School of Education Dept	2006-07	0.00	6,047.00	5,692.00	11,739.00	0.00	29.00	30.31	29.65		208.55	187.78	395.87
Television Production	2006-07	0.00	743.00	748.00	1,491.00	0.00	5.01	5.88	5.44		148.30	127.21	273.83
<u>College of Optometry</u>													
Optometry	2002-03	405.00	2,295.00	2,362.00	4,657.00	11.00	19.17	20.30	19.73	36.82	119.74	116.37	236.01
Optometry	2003-04	416.00	2,362.00	2,403.00	4,765.00	10.00	18.65	19.30	18.98	41.60	126.65	124.49	251.10
Optometry	2004-05	403.00	2,384.00	2,362.00	4,746.00	11.00	21.15	22.14	21.65	36.64	112.72	106.67	219.24

FERRIS STATE UNIVERSITY

Student Credit Hours (SCH), Full Time Equated Faculty (FTEF) and SCH/FTEF Aggregated by University by Department within College

Department	Year	<u>Student Credit Hours</u>				<u>Full Time Equated Faculty</u>				<u>SCH/FTEF</u>			
		Summer	Fall	Winter	F + W (a)	Summer	Fall	Winter	Avg F + W (b)	Summer	Fall	Winter	F + W (a / b)
<u>College of Optometry</u>													
Optometry	2005-06	476.00	2,145.00	2,343.00	4,488.00	11.75	16.65	16.74	16.69	40.51	128.83	139.99	268.85
Optometry	2006-07	448.00	0.00	0.00	0.00	11.75	0.00	0.00	0.00	38.13			
<u>College of Pharmacy</u>													
Pharmacy	2002-03	970.00	5,447.00	5,472.00	10,919.00	15.20	31.82	30.68	31.25	63.82	171.18	178.37	349.42
Pharmacy	2003-04	988.00	6,482.00	6,414.00	12,896.00	20.10	33.74	34.45	34.10	49.15	192.09	186.19	378.22
Pharmacy	2004-05	2,102.00	6,543.00	6,317.00	12,860.00	35.10	36.50	37.92	37.21	59.89	179.26	166.59	345.61
Pharmacy	2005-06	1,806.00	7,243.00	6,929.00	14,172.00	35.40	37.94	36.56	37.25	51.02	190.89	189.51	380.43
Pharmacy	2006-07	2,130.00	7,318.00	7,459.50	14,777.50	12.60	40.30	39.65	39.97	169.05	181.59	188.14	369.67
<u>College of Prof-Tech Studies</u>													
Professional-Tech Studies	2006-07	0.00	1,299.00	1,516.00	2,815.00	0.00	7.21	8.41	7.81		180.21	180.32	360.53
<u>College of Profess & Tech Studies</u>													
Professional & Technological Studies	2003-04	4.00	82.00	118.00	200.00	0.00	1.00	1.33	1.17		82.00	88.72	171.67
Professional & Technological Studies	2004-05	27.00	368.00	353.00	721.00	0.25	1.75	2.34	2.04	108.00	210.29	150.85	352.57
Professional & Technological Studies	2005-06	60.00	981.00	810.00	1,791.00	1.00	6.26	5.25	5.76	60.00	156.71	154.29	311.21
Professional & Technological Studies	2006-07	168.00	0.00	0.00	0.00	1.92	0.00	0.00	0.00	87.50			
<u>College of Technology</u>													
Arch Tech-Facilities Mgmt	2006-07	0.00	1,511.00	1,306.00	2,817.00	0.00	6.80	7.15	6.98		222.13	182.66	403.80

FERRIS STATE UNIVERSITY

Student Credit Hours (SCH), Full Time Equated Faculty (FTEF) and SCH/FTEF Aggregated by University by Department within College

Department	Year	<u>Student Credit Hours</u>				<u>Full Time Equated Faculty</u>				<u>SCH/FTEF</u>			
		Summer	Fall	Winter	F + W (a)	Summer	Fall	Winter	Avg F + W (b)	Summer	Fall	Winter	F + W (a / b)
<u>College of Technology</u>													
Architectural Tech & Facilities Mgmt	2002-03	104.00	1,054.00	892.00	1,946.00	0.92	7.31	7.41	7.36	113.04	144.15	120.38	264.37
Architectural Tech & Facilities Mgmt	2003-04	93.00	1,167.00	935.00	2,102.00	0.92	6.03	6.00	6.02	101.09	193.37	155.83	349.32
Architectural Tech & Facilities Mgmt	2004-05	26.00	1,022.00	957.00	1,979.00	0.21	5.41	6.00	5.70	123.81	188.94	159.50	346.92
Architectural Tech & Facilities Mgmt	2005-06	44.00	1,171.00	1,071.00	2,242.00	0.31	4.49	5.83	5.16	141.94	260.74	183.70	434.45
Architectural Tech & Facilities Mgmt	2006-07	116.00	0.00	0.00	0.00	0.92	0.00	0.00	0.00	126.09			
Automotive	2002-03	681.00	3,257.00	3,096.00	6,353.00	5.75	18.53	19.91	19.22	118.43	175.73	155.50	330.51
Automotive	2003-04	503.00	4,050.00	3,982.00	8,032.00	4.50	20.41	22.73	21.57	111.78	198.44	175.19	372.38
Automotive	2004-05	629.00	4,297.00	4,048.00	8,345.00	5.20	23.41	24.50	23.95	120.96	183.56	165.22	348.37
Automotive	2005-06	850.00	4,254.00	4,091.00	8,345.00	8.41	23.55	26.13	24.84	101.07	180.67	156.56	335.98
Automotive	2006-07	756.00	3,401.00	3,243.00	6,644.00	7.82	20.09	21.49	20.79	96.71	169.31	150.91	319.60
Construction Tech-Mgmt	2006-07	0.00	2,773.00	2,959.00	5,732.00	0.00	10.27	12.71	11.49		270.01	232.72	498.76
Construction Technology & Management	2002-03	0.00	2,536.00	2,168.00	4,704.00	0.00	8.65	10.51	9.58		293.18	206.28	491.02
Construction Technology & Management	2003-04	0.00	2,544.00	2,459.00	5,003.00	0.00	9.24	10.35	9.80		275.35	237.49	510.68
Construction Technology & Management	2004-05	54.00	2,702.00	2,549.00	5,251.00	0.66	9.55	10.82	10.18	81.82	283.07	235.50	515.58
Construction Technology & Management	2005-06	64.00	2,994.00	2,735.00	5,729.00	0.66	10.83	12.96	11.89	96.97	276.50	211.03	481.67
Construction Technology & Management	2006-07	26.00	0.00	0.00	0.00	0.33	0.00	0.00	0.00	78.79			
EET-CNS	2006-07	0.00	1,514.00	1,334.00	2,848.00	0.00	8.72	8.89	8.81		173.55	150.06	323.38
Electronics/CNS	2002-03	108.00	1,417.00	1,612.00	3,029.00	0.67	8.04	10.51	9.27	161.19	176.35	153.34	326.61
Electronics/CNS	2003-04	84.00	1,685.00	1,599.00	3,284.00	0.67	8.83	9.60	9.22	125.37	190.74	166.50	356.23

FERRIS STATE UNIVERSITY

Student Credit Hours (SCH), Full Time Equated Faculty (FTEF) and SCH/FTEF Aggregated by University by Department within College

Department	Year	<u>Student Credit Hours</u>				<u>Full Time Equated Faculty</u>				<u>SCH/FTEF</u>			
		Summer	Fall	Winter	F + W (a)	Summer	Fall	Winter	Avg F + W (b)	Summer	Fall	Winter	F + W (a / b)
<u>College of Technology</u>													
Electronics/CNS	2004-05	92.00	1,609.00	1,528.00	3,137.00	0.67	8.82	8.17	8.50	137.31	182.43	187.03	369.28
Electronics/CNS	2005-06	84.00	1,586.00	1,507.00	3,093.00	0.67	8.65	8.50	8.58	125.37	183.31	177.29	360.65
Electronics/CNS	2006-07	112.00	0.00	0.00	0.00	0.67	0.00	0.00	0.00	167.16			
HVACR	2002-03	96.00	1,381.00	1,163.00	2,544.00	0.67	5.85	7.69	6.77	143.28	236.01	151.29	375.81
HVACR	2003-04	140.00	1,435.00	1,146.00	2,581.00	1.08	6.95	7.00	6.97	129.63	206.50	163.79	370.15
HVACR	2004-05	112.00	1,485.00	1,202.00	2,687.00	0.75	7.19	6.66	6.92	149.33	206.61	180.48	388.08
HVACR	2005-06	166.00	1,547.00	1,195.00	2,742.00	0.83	8.05	8.64	8.34	200.00	192.25	138.31	328.65
HVACR	2006-07	310.00	0.00	0.00	0.00	1.83	0.00	0.00	0.00	169.40			
HVARC	2006-07	0.00	1,629.00	1,550.00	3,179.00	0.00	11.84	10.87	11.36		137.58	142.58	279.96
Heavy Equipment	2002-03	270.00	1,070.00	894.00	1,964.00	2.50	6.83	6.50	6.67	108.00	156.59	137.54	294.60
Heavy Equipment	2003-04	156.00	744.00	692.00	1,436.00	0.97	5.16	6.89	6.03	160.82	144.19	100.44	238.34
Heavy Equipment	2004-05	108.00	810.00	754.00	1,564.00	0.92	5.33	4.58	4.96	117.39	151.97	164.63	315.64
Heavy Equipment	2005-06	152.00	956.00	690.00	1,646.00	0.95	5.33	4.17	4.75	160.00	179.36	165.47	346.53
Heavy Equipment	2006-07	140.00	848.00	751.00	1,599.00	1.34	5.51	4.17	4.84	104.48	153.90	180.10	330.37
Manufacturing Eng Tech	2006-07	0.00	2,395.00	1,990.00	4,385.00	0.00	12.70	11.68	12.19		188.63	170.35	359.74
Manufacturing Engineering Technology	2002-03	288.00	2,606.00	2,108.00	4,714.00	1.50	12.33	12.17	12.25	192.00	211.35	173.28	384.89
Manufacturing Engineering Technology	2003-04	170.00	2,530.00	1,986.00	4,516.00	1.20	12.66	12.46	12.56	141.67	199.86	159.39	359.57
Manufacturing Engineering Technology	2004-05	219.00	2,388.00	1,966.00	4,354.00	1.42	12.12	11.83	11.97	154.23	197.04	166.19	363.60

FERRIS STATE UNIVERSITY

Student Credit Hours (SCH), Full Time Equated Faculty (FTEF) and SCH/FTEF Aggregated by University by Department within College

Department	Year	<u>Student Credit Hours</u>				<u>Full Time Equated Faculty</u>				<u>SCH/FTEF</u>			
		Summer	Fall	Winter	F + W (a)	Summer	Fall	Winter	Avg F + W (b)	Summer	Fall	Winter	F + W (a / b)
<u>College of Technology</u>													
Manufacturing Engineering Technology	2005-06	182.00	2,447.00	2,033.00	4,480.00	0.95	10.62	13.01	11.82	191.58	230.31	156.26	379.10
Manufacturing Engineering Technology	2006-07	203.00	0.00	0.00	0.00	1.84	0.00	0.00	0.00	110.33			
Mechanical Design	2002-03	196.00	2,109.00	1,928.00	4,037.00	1.67	8.35	10.29	9.32	117.37	252.50	187.37	433.10
Mechanical Design	2003-04	40.00	2,168.00	1,986.00	4,154.00	0.27	9.54	9.06	9.30	148.15	227.19	219.21	446.60
Mechanical Design	2004-05	131.00	2,007.00	1,875.00	3,882.00	0.44	9.78	10.42	10.10	297.73	205.14	179.94	384.29
Mechanical Design	2005-06	110.00	1,859.00	1,764.00	3,623.00	0.56	9.71	10.91	10.31	196.43	191.40	161.69	351.36
Mechanical Design	2006-07	80.00	1,801.00	1,467.00	3,268.00	0.67	11.12	11.40	11.26	119.40	162.00	128.67	290.25
Plastics and Rubber	2002-03	421.00	1,179.00	1,548.00	2,727.00	4.02	8.88	9.42	9.15	104.73	132.85	164.33	298.11
Plastics and Rubber	2003-04	384.00	1,236.00	1,268.00	2,504.00	2.49	7.90	8.17	8.03	154.22	156.46	155.20	311.64
Plastics and Rubber	2004-05	372.00	833.00	1,069.00	1,902.00	2.28	7.89	7.73	7.81	163.16	105.59	138.34	243.59
Plastics and Rubber	2005-06	259.00	795.00	842.00	1,637.00	1.54	6.89	7.90	7.39	168.18	115.40	106.62	221.42
Plastics and Rubber	2006-07	238.00	0.00	0.00	0.00	2.68	0.00	0.00	0.00	88.67			
Plastics-Rubber	2006-07	0.00	732.00	944.00	1,676.00	0.00	7.24	6.75	6.99		101.12	139.92	239.68
Printing & Imaging Technology Mgmt	2002-03	163.00	958.00	1,015.00	1,973.00	1.17	8.25	9.08	8.67	139.32	116.12	111.78	227.70
Printing & Imaging Technology Mgmt	2003-04	191.00	953.00	953.00	1,906.00	1.17	7.89	8.00	7.94	163.25	120.80	119.13	239.92
Printing & Imaging Technology Mgmt	2004-05	214.00	1,018.00	983.00	2,001.00	1.17	7.88	6.34	7.11	182.91	129.27	155.05	281.53
Printing & Imaging Technology Mgmt	2005-06	187.00	1,005.00	956.00	1,961.00	1.17	6.28	6.14	6.21	159.83	160.03	155.70	315.78
Printing & Imaging Technology Mgmt	2006-07	177.00	0.00	0.00	0.00	1.17	0.00	0.00	0.00	151.28			
Printing-Imaging Tech Mgmt	2006-07	0.00	812.00	909.00	1,721.00	0.00	5.96	7.41	6.68		136.24	122.67	257.44

FERRIS STATE UNIVERSITY

Student Credit Hours (SCH), Full Time Equated Faculty (FTEF) and SCH/FTEF Aggregated by University by Department within College

Department	Year	<u>Student Credit Hours</u>				<u>Full Time Equated Faculty</u>				<u>SCH/FTEF</u>			
		Summer	Fall	Winter	F + W (a)	Summer	Fall	Winter	Avg F + W (b)	Summer	Fall	Winter	F + W (a / b)
<u>College of Technology</u>													
Surveying	2002-03	114.00	764.00	994.00	1,758.00	1.00	5.50	6.36	5.93	114.00	138.91	156.29	296.46
Surveying	2003-04	3.00	673.00	966.00	1,639.00	0.00	5.33	6.15	5.74		126.19	157.11	285.49
Surveying	2004-05	81.00	705.00	893.00	1,598.00	0.50	5.43	6.32	5.88	162.00	129.73	141.32	271.92
Surveying	2005-06	93.00	797.00	1,107.00	1,904.00	0.52	5.35	6.49	5.92	177.91	148.85	170.51	321.43
Surveying	2006-07	84.00	898.00	1,183.00	2,081.00	1.38	5.75	5.81	5.78	60.87	156.17	203.60	360.02
Welding	2002-03	76.00	935.00	781.00	1,716.00	0.67	5.58	4.59	5.09	113.43	167.56	170.15	337.46
Welding	2003-04	124.00	1,132.00	828.00	1,960.00	0.84	4.69	5.92	5.31	147.62	241.34	139.86	369.45
Welding	2004-05	108.00	0.00	0.00	0.00	0.67	0.00	0.00	0.00	161.19			
Welding Eng Tech	2006-07	0.00	1,090.00	842.00	1,932.00	0.00	5.69	5.80	5.74		191.56	145.17	336.29
Welding Engineering Technology	2004-05	0.00	1,210.00	954.00	2,164.00	0.00	5.69	6.35	6.02		212.76	150.17	359.47
Welding Engineering Technology	2005-06	116.00	1,300.00	940.00	2,240.00	0.67	4.76	5.73	5.24	173.13	273.32	163.97	427.11
Welding Engineering Technology	2006-07	116.00	0.00	0.00	0.00	0.67	0.00	0.00	0.00	173.13			
<u>Kendall College of Art & Design</u>													
Design Studies	2002-03	632.00	4,425.00	4,397.00	8,822.00	9.88	37.14	41.60	39.37	63.95	119.16	105.70	224.09
Design Studies	2003-04	750.00	4,674.00	4,599.00	9,273.00	15.11	43.26	43.72	43.49	49.63	108.05	105.18	213.22
Design Studies	2004-05	684.00	4,752.00	4,833.00	9,585.00	16.06	44.07	46.08	45.07	42.60	107.84	104.89	212.66
Design Studies	2005-06	888.00	5,421.00	5,142.00	10,563.00	15.65	46.39	47.71	47.05	56.73	116.86	107.78	224.51
Design Studies	2006-07	900.00	0.00	0.00	0.00	11.50	0.00	0.00	0.00	78.29			

FERRIS STATE UNIVERSITY

Student Credit Hours (SCH), Full Time Equated Faculty (FTEF) and SCH/FTEF Aggregated by University by Department within College

Department	Year	<u>Student Credit Hours</u>				<u>Full Time Equated Faculty</u>				<u>SCH/FTEF</u>			
		Summer	Fall	Winter	F + W (a)	Summer	Fall	Winter	Avg F + W (b)	Summer	Fall	Winter	F + W (a / b)
<u>Kendall College of Art & Design</u>													
Fine Arts/Foundation	2002-03	129.00	2,358.00	1,892.00	4,250.00	2.66	19.42	17.09	18.25	48.50	121.42	110.73	232.83
Fine Arts/Foundation	2003-04	111.00	2,444.00	2,204.00	4,648.00	4.10	19.40	15.90	17.65	27.07	125.98	138.63	263.35
Fine Arts/Foundation	2004-05	105.00	2,650.00	2,299.00	4,949.00	5.54	21.75	18.25	20.00	18.96	121.84	125.98	247.46
Fine Arts/Foundation	2005-06	192.00	2,687.00	2,532.00	5,219.00	4.53	22.42	23.21	22.82	42.38	119.85	109.07	228.73
Fine Arts/Foundation	2006-07	126.00	0.00	0.00	0.00	2.67	0.00	0.00	0.00	47.21			
Liberal Arts & Sciences	2002-03	597.00	2,982.00	2,940.00	5,922.00	5.48	12.66	12.98	12.82	108.98	235.61	226.44	461.93
Liberal Arts & Sciences	2003-04	627.00	3,375.00	3,426.00	6,801.00	6.57	15.32	15.70	15.51	95.43	220.25	218.24	438.47
Liberal Arts & Sciences	2004-05	711.00	3,426.00	3,240.00	6,666.00	10.73	16.79	17.33	17.06	66.28	204.05	186.99	390.78
Liberal Arts & Sciences	2005-06	957.00	3,610.00	3,169.00	6,779.00	8.02	17.04	16.72	16.88	119.38	211.83	189.56	401.60
Liberal Arts & Sciences	2006-07	736.00	0.00	0.00	0.00	13.26	0.00	0.00	0.00	55.51			
<u>Kendall College of Art-Design</u>													
Design Studies	2006-07	0.00	5,067.00	5,022.00	10,089.00	0.00	45.48	49.12	47.30		111.42	102.25	213.31
Fine Arts-Foundation	2006-07	0.00	3,171.00	2,982.00	6,153.00	0.00	28.92	27.64	28.28		109.66	107.90	217.60
Liberal Arts-Sci-Arts History	2006-07	0.00	3,582.00	3,180.00	6,762.00	0.00	18.41	16.21	17.31		194.55	196.22	390.66
<u>Michigan College of Optometry</u>													
MI College of Optometry	2006-07	0.00	2,459.00	2,432.00	4,891.00	0.00	17.60	19.26	18.43		139.76	126.28	265.42
<u>University College</u>													

FERRIS STATE UNIVERSITY

Student Credit Hours (SCH), Full Time Equated Faculty (FTEF) and SCH/FTEF Aggregated by University by Department within College

Department	Year	<u>Student Credit Hours</u>				<u>Full Time Equated Faculty</u>				<u>SCH/FTEF</u>			
		Summer	Fall	Winter	F + W (a)	Summer	Fall	Winter	Avg F + W (b)	Summer	Fall	Winter	F + W (a / b)
<u>University College</u>													
Developmental Programs & Curriculum	2002-03	263.00	4,420.00	1,224.00	5,644.00	3.08	19.70	9.65	14.68	85.39	224.37	126.78	384.54
Developmental Programs & Curriculum	2003-04	287.00	4,585.00	1,190.00	5,775.00	2.75	21.04	10.43	15.74	104.36	217.87	114.06	366.92
Developmental Programs & Curriculum	2004-05	168.00	3,932.00	1,035.00	4,967.00	2.75	16.78	7.20	11.99	61.09	234.39	143.75	414.35
Developmental Programs & Curriculum	2005-06	170.00	4,074.00	971.00	5,045.00	2.00	16.68	5.98	11.33	85.00	244.29	162.37	445.33
Developmental Programs & Curriculum	2006-07	43.00	0.00	0.00	0.00	0.00	0.00	0.00	0.00				
Developmental Progs-Curr	2006-07	0.00	3,436.00	769.00	4,205.00	0.00	13.20	4.48	8.84		260.30	171.65	475.68

FERRIS STATE UNIVERSITY

Student Credit Hours (SCH), Full Time Equated Faculty (FTEF) and SCH/FTEF Aggregated by Course Prefix within College and Department

Prefix	Year	<u>Student Credit Hours</u>				<u>Full Time Equated Faculty</u>				<u>SCH/FTEF</u>			
		Summer	Fall	Winter	F + W (a)	Summer	Fall	Winter	Avg F + W (b)	Summer	Fall	Winter	F + W (a / b)
<u>College of Allied Health</u>													
<u>Clinical Lab-Resp Care-Hlth Ad</u>													
CAHS	2006-07	0.00	0.00	141.00	141.00	0.00	0.00	0.50	0.25			282.00	564.00
CCHS	2006-07	0.00	1,432.00	1,178.00	2,610.00	0.00	5.16	4.08	4.62	277.45	288.42	564.59	
CLLS	2006-07	0.00	637.00	690.00	1,327.00	0.00	3.50	3.77	3.63	182.00	183.02	365.06	
EHSM	2006-07	0.00	256.00	395.00	651.00	0.00	0.94	2.18	1.56	271.81	181.17	417.02	
HCSA	2006-07	0.00	1,531.00	1,994.00	3,525.00	0.00	6.40	6.92	6.66	239.25	288.28	529.44	
MRIS	2006-07	0.00	1,080.00	1,296.00	2,376.00	0.00	4.34	5.94	5.14	248.67	218.30	462.27	
RESP	2006-07	0.00	1,231.00	1,217.00	2,448.00	0.00	6.27	6.20	6.23	196.39	196.29	392.68	
<u>Coll of Allied Health Sciences</u>													
CAHS	2006-07	0.00	2.00	0.00	2.00	0.00	0.00	0.00	0.00				
<u>Dental Hygiene-Medical Imaging</u>													
DHYG	2006-07	0.00	1,373.00	1,274.00	2,647.00	0.00	4.02	4.62	4.32	341.83	275.76	612.97	
NUCM	2006-07	0.00	684.00	614.00	1,298.00	0.00	1.79	2.34	2.07	381.51	262.39	628.14	
RADI	2006-07	0.00	1,153.00	1,035.00	2,188.00	0.00	3.29	3.56	3.43	350.01	290.73	638.44	
SONO	2006-07	0.00	304.00	280.00	584.00	0.00	1.67	1.55	1.61	182.07	180.76	362.88	
<u>School of Nursing</u>													
NURS	2006-07	0.00	2,023.00	2,077.00	4,100.00	0.00	9.42	9.58	9.50	214.80	216.90	431.71	

FERRIS STATE UNIVERSITY

Student Credit Hours (SCH), Full Time Equated Faculty (FTEF) and SCH/FTEF Aggregated by Course Prefix within College and Department

Prefix	Year	<u>Student Credit Hours</u>				<u>Full Time Equated Faculty</u>				<u>SCH/FTEF</u>			
		Summer	Fall	Winter	F + W (a)	Summer	Fall	Winter	Avg F + W (b)	Summer	Fall	Winter	F + W (a / b)
<u>College of Allied Health Sciences</u>													
<u>Clinical Lab, Resp Care and Health Admin</u>													
CAHS	2005-06	0.00	0.00	90.00	90.00	0.00	0.00	0.25	0.13			360.00	720.00
CCHS	2005-06	0.00	0.00	1,135.00	1,135.00	0.00	0.00	3.39	1.70			334.40	668.81
CCHS	2006-07	363.00	0.00	0.00	0.00	1.61	0.00	0.00	0.00	225.64			
CLLS	2005-06	0.00	0.00	581.00	581.00	0.00	0.00	2.96	1.48			196.28	392.57
CLLS	2006-07	468.00	0.00	0.00	0.00	1.87	0.00	0.00	0.00	250.27			
EHSM	2005-06	0.00	0.00	590.00	590.00	0.00	0.00	4.64	2.32			127.18	254.36
EHSM	2006-07	224.00	0.00	0.00	0.00	0.95	0.00	0.00	0.00	235.48			
HCSA	2005-06	0.00	0.00	1,842.00	1,842.00	0.00	0.00	6.90	3.45			266.83	533.66
HCSA	2006-07	621.00	0.00	0.00	0.00	2.45	0.00	0.00	0.00	253.04			
MRIS	2005-06	0.00	0.00	1,184.00	1,184.00	0.00	0.00	5.83	2.92			202.95	405.89
MRIS	2006-07	641.00	0.00	0.00	0.00	4.80	0.00	0.00	0.00	133.42			
RESP	2005-06	0.00	0.00	1,065.00	1,065.00	0.00	0.00	5.89	2.95			180.70	361.41
RESP	2006-07	838.00	0.00	0.00	0.00	4.68	0.00	0.00	0.00	178.97			
<u>College of Allied Health Sciences</u>													
CAHS	2002-03	6.00	0.00	87.00	87.00	0.33	0.00	0.25	0.13	18.00		348.00	696.00
CAHS	2003-04	0.00	0.00	69.00	69.00	0.00	0.00	0.25	0.13			276.00	552.00
CAHS	2004-05	0.00	8.00	84.00	92.00	0.00	0.00	0.25	0.13			336.00	736.00
CAHS	2005-06	10.00	2.00	0.00	2.00	0.00	0.00	0.00	0.00				
<u>Dental Hygiene and Medical Imaging</u>													
DHYG	2005-06	0.00	0.00	1,338.00	1,338.00	0.00	0.00	3.14	1.57			426.11	852.23

FERRIS STATE UNIVERSITY

Student Credit Hours (SCH), Full Time Equated Faculty (FTEF) and SCH/FTEF Aggregated by Course Prefix within College and Department

Prefix	Year	<u>Student Credit Hours</u>				<u>Full Time Equated Faculty</u>				<u>SCH/FTEF</u>			
		Summer	Fall	Winter	F + W (a)	Summer	Fall	Winter	Avg F + W (b)	Summer	Fall	Winter	F + W (a / b)
<u>College of Allied Health Sciences</u>													
<u>Dental Hygiene and Medical Imaging</u>													
NUCM	2005-06	0.00	0.00	489.00	489.00	0.00	0.00	1.50	0.75			326.00	652.00
NUCM	2006-07	232.00	0.00	0.00	0.00	0.95	0.00	0.00	0.00	245.32			
RADI	2005-06	0.00	0.00	972.00	972.00	0.00	0.00	2.56	1.28			379.69	759.38
RADI	2006-07	633.00	0.00	0.00	0.00	2.30	0.00	0.00	0.00	275.22			
SONO	2005-06	0.00	0.00	263.00	263.00	0.00	0.00	1.36	0.68			193.67	387.35
SONO	2006-07	230.00	0.00	0.00	0.00	1.36	0.00	0.00	0.00	168.65			
<u>Health Management</u>													
CCHS	2002-03	130.00	1,159.00	819.00	1,978.00	0.35	3.52	2.93	3.23	374.49	328.96	279.18	612.69
CCHS	2003-04	279.00	1,222.00	1,074.00	2,296.00	1.04	3.53	3.27	3.40	268.74	346.48	328.35	675.52
EHSM	2002-03	232.00	453.00	565.00	1,018.00	1.84	2.55	4.22	3.38	126.09	177.70	134.00	300.93
EHSM	2003-04	181.00	684.00	459.00	1,143.00	0.99	2.92	3.23	3.07	182.21	234.01	142.31	371.81
HCSA	2002-03	160.00	327.00	490.00	817.00	1.22	1.66	2.32	1.99	130.84	196.59	211.49	410.53
HCSA	2003-04	176.00	524.00	585.00	1,109.00	1.67	2.04	2.79	2.41	105.32	256.93	209.90	459.55
MRIS	2002-03	452.00	870.00	1,003.00	1,873.00	2.57	2.64	3.40	3.02	175.60	329.03	295.20	620.01
MRIS	2003-04	496.00	1,161.00	1,280.00	2,441.00	2.84	4.30	5.47	4.88	174.85	270.18	233.94	499.76
<u>Health Management Department</u>													
CCHS	2004-05	284.00	1,176.00	985.00	2,161.00	1.18	3.20	3.07	3.13	241.65	367.42	321.32	689.73
CCHS	2005-06	317.00	1,476.00	0.00	1,476.00	1.35	4.68	0.00	2.34	235.04	315.71		631.41
CLLS	2004-05	0.00	271.00	379.00	650.00	0.00	2.58	2.89	2.74		105.04	131.14	237.66
CLLS	2005-06	217.00	491.00	0.00	491.00	1.74	3.08	0.00	1.54	124.71	159.48		318.96

FERRIS STATE UNIVERSITY

Student Credit Hours (SCH), Full Time Equated Faculty (FTEF) and SCH/FTEF Aggregated by Course Prefix within College and Department

Prefix	Year	<u>Student Credit Hours</u>				<u>Full Time Equated Faculty</u>				<u>SCH/FTEF</u>			
		Summer	Fall	Winter	F + W (a)	Summer	Fall	Winter	Avg F + W (b)	Summer	Fall	Winter	F + W (a / b)
<u>College of Allied Health Sciences</u>													
<u>Health Management Department</u>													
EHSM	2004-05	246.00	576.00	555.00	1,131.00	1.29	3.26	3.61	3.44	190.78	176.42	153.69	328.97
EHSM	2005-06	299.00	669.00	0.00	669.00	1.71	5.17	0.00	2.58	174.56	129.45		258.90
HCSA	2004-05	132.00	1,125.00	962.00	2,087.00	0.78	4.30	3.21	3.76	169.23	261.58	299.51	555.59
HCSA	2005-06	270.00	1,349.00	0.00	1,349.00	1.72	3.85	0.00	1.92	157.26	350.67		701.35
MRIS	2004-05	714.00	1,185.00	1,308.00	2,493.00	3.37	4.81	5.32	5.06	211.87	246.48	246.03	492.49
MRIS	2005-06	724.00	1,409.00	0.00	1,409.00	4.19	5.26	0.00	2.63	172.68	267.78		535.56
RESP	2004-05	266.00	430.00	423.00	853.00	1.41	2.32	2.19	2.26	188.62	185.41	192.87	378.08
RESP	2005-06	505.00	754.00	0.00	754.00	1.83	4.03	0.00	2.02	275.77	186.91		373.82
<u>Health Related Programs</u>													
CLLS	2002-03	200.00	284.00	268.00	552.00	1.45	2.90	2.61	2.75	137.93	97.93	102.68	200.36
CLLS	2003-04	93.00	289.00	406.00	695.00	0.93	2.33	2.65	2.49	100.00	124.03	153.21	279.12
CLLS	2004-05	107.00	0.00	0.00	0.00	0.60	0.00	0.00	0.00	179.53			
NUCM	2002-03	133.00	503.00	381.00	884.00	1.00	2.38	1.69	2.04	133.00	211.34	225.44	434.40
NUCM	2003-04	120.00	519.00	401.00	920.00	1.00	2.00	2.00	2.00	120.00	259.50	200.50	460.00
NUCM	2004-05	190.00	0.00	0.00	0.00	1.06	0.00	0.00	0.00	179.25			
OPTI	2002-03	36.00	0.00	0.00	0.00	0.67	0.00	0.00	0.00	54.00			
RADI	2002-03	599.00	1,050.00	951.00	2,001.00	2.50	3.00	3.00	3.00	239.60	350.00	317.00	667.00
RADI	2003-04	623.00	1,104.00	993.00	2,097.00	2.50	2.70	2.90	2.80	249.20	408.76	342.41	748.81
RADI	2004-05	664.00	0.00	0.00	0.00	1.26	0.00	0.00	0.00	527.28			
RESP	2002-03	144.00	131.00	132.00	263.00	1.00	2.00	1.86	1.93	144.00	65.50	71.08	136.37
RESP	2003-04	168.00	338.00	453.00	791.00	1.00	2.00	2.41	2.20	168.00	169.00	188.16	358.93
RESP	2004-05	156.00	0.00	0.00	0.00	0.71	0.00	0.00	0.00	221.00			

FERRIS STATE UNIVERSITY

Student Credit Hours (SCH), Full Time Equated Faculty (FTEF) and SCH/FTEF Aggregated by Course Prefix within College and Department

Prefix	Year	<u>Student Credit Hours</u>				<u>Full Time Equated Faculty</u>				<u>SCH/FTEF</u>			
		Summer	Fall	Winter	F + W (a)	Summer	Fall	Winter	Avg F + W (b)	Summer	Fall	Winter	F + W (a / b)
<u>College of Allied Health Sciences</u>													
<u>Health Related Programs</u>													
SONO	2002-03	108.00	341.00	331.00	672.00	1.00	1.50	1.50	1.50	108.00	227.33	220.67	448.00
SONO	2003-04	141.00	350.00	330.00	680.00	0.75	2.00	2.00	2.00	187.17	175.00	165.00	340.00
SONO	2004-05	120.00	0.00	0.00	0.00	0.89	0.00	0.00	0.00	134.83			
<u>Imaging Sciences</u>													
NUCM	2004-05	0.00	710.00	534.00	1,244.00	0.00	2.00	2.11	2.05		355.00	253.08	605.35
NUCM	2005-06	170.00	630.00	0.00	630.00	1.20	1.93	0.00	0.96	141.67	326.67		653.33
RADI	2004-05	0.00	1,068.00	936.00	2,004.00	0.00	2.81	2.48	2.64		380.67	377.42	758.29
RADI	2005-06	607.00	1,020.00	0.00	1,020.00	0.83	3.07	0.00	1.54	731.33	332.14		664.29
SONO	2004-05	0.00	298.00	277.00	575.00	0.00	0.95	1.27	1.11		313.68	218.11	518.02
SONO	2005-06	129.00	274.00	0.00	274.00	1.23	1.63	0.00	0.82	104.77	167.59		335.18
<u>Nursing & Dental Hygiene</u>													
DHYG	2002-03	46.00	1,344.00	1,174.00	2,518.00	1.00	4.22	4.34	4.28	46.00	318.18	270.51	588.04
DHYG	2003-04	62.00	1,467.00	1,248.00	2,715.00	1.00	4.91	4.22	4.56	62.00	298.94	295.73	594.92
DHYG	2004-05	68.00	1,489.00	1,397.00	2,886.00	1.00	4.52	5.05	4.78	68.00	329.45	276.63	603.16
DHYG	2005-06	0.00	1,444.00	0.00	1,444.00	0.00	3.76	0.00	1.88		383.61		767.21
NURS	2002-03	598.00	1,271.00	1,310.00	2,581.00	4.76	8.30	9.72	9.01	125.61	153.13	134.80	286.49
NURS	2003-04	366.00	1,633.00	1,710.00	3,343.00	1.64	10.69	12.50	11.59	222.78	152.83	136.82	288.40
NURS	2004-05	476.00	1,820.00	1,712.00	3,532.00	3.48	9.81	10.96	10.39	136.78	185.51	156.16	340.04
NURS	2005-06	366.00	1,824.00	0.00	1,824.00	3.34	9.78	0.00	4.89	109.58	186.43		372.85
<u>School of Nursing</u>													
NURS	2005-06	0.00	0.00	1,580.00	1,580.00	0.00	0.00	7.60	3.80			207.94	415.89

FERRIS STATE UNIVERSITY

Student Credit Hours (SCH), Full Time Equated Faculty (FTEF) and SCH/FTEF Aggregated by Course Prefix within College and Department

Prefix	Year	<u>Student Credit Hours</u>				<u>Full Time Equated Faculty</u>				<u>SCH/FTEF</u>				
		Summer	Fall	Winter	F + W (a)	Summer	Fall	Winter	Avg F + W (b)	Summer	Fall	Winter	F + W (a / b)	
<u>College of Allied Health Sciences</u>														
<u>School of Nursing</u>														
NURS	2006-07	264.00	0.00	0.00	0.00	2.42	0.00	0.00	0.00	109.09				

FERRIS STATE UNIVERSITY

Student Credit Hours (SCH), Full Time Equated Faculty (FTEF) and SCH/FTEF Aggregated by Course Prefix within College and Department

Prefix	Year	<u>Student Credit Hours</u>				<u>Full Time Equated Faculty</u>				<u>SCH/FTEF</u>			
		Summer	Fall	Winter	F + W (a)	Summer	Fall	Winter	Avg F + W (b)	Summer	Fall	Winter	F + W (a / b)
<u>College of Arts and Sciences</u>													
<u>Biological Sciences</u>													
BIOL	2002-03	1,619.00	7,492.00	6,159.00	13,651.00	8.31	21.74	20.99	21.37	194.76	344.56	293.40	638.86
BIOL	2003-04	1,440.00	8,037.00	6,668.00	14,705.00	8.21	23.28	21.35	22.31	175.48	345.29	312.32	659.03
BIOL	2004-05	1,728.00	7,940.00	6,971.00	14,911.00	7.71	22.23	22.11	22.17	224.10	357.09	315.33	672.55
BIOL	2005-06	1,968.00	8,471.00	7,048.00	15,519.00	8.58	25.99	23.30	24.64	229.33	325.93	302.52	629.73
BIOL	2006-07	1,868.00	0.00	0.00	0.00	9.09	0.00	0.00	0.00	205.55			
HORT	2002-03	117.00	277.00	190.00	467.00	0.84	2.36	1.80	2.08	138.94	117.21	105.56	224.34
HORT	2003-04	93.00	301.00	180.00	481.00	0.81	2.24	1.80	2.02	114.96	134.38	100.00	238.12
HORT	2004-05	123.00	233.00	161.00	394.00	0.81	2.22	1.98	2.10	151.47	105.19	81.18	187.69
HORT	2005-06	85.00	212.00	167.00	379.00	0.83	2.15	1.80	1.98	102.24	98.55	92.78	191.84
HORT	2006-07	88.00	0.00	0.00	0.00	0.82	0.00	0.00	0.00	107.92			
<u>Biology</u>													
BIOL	2006-07	0.00	8,450.00	7,844.00	16,294.00	0.00	25.77	26.22	25.99		327.90	299.19	626.85
HORT	2006-07	0.00	187.00	136.00	323.00	0.00	2.74	2.17	2.45		68.34	62.67	131.66
<u>Clinical Lab-Resp Care-Hlth Ad</u>													
MRIS	2006-07	0.00	164.00	40.00	204.00	0.00	0.53	0.33	0.43		307.50	121.21	472.59
<u>College of Arts & Sciences</u>													
COAS	2002-03	0.00	7.00	0.00	7.00	0.00	0.08	0.00	0.04		91.00		182.00
<u>Humanities</u>													
AFAM	2004-05	0.00	57.00	0.00	57.00	0.00	0.25	0.00	0.13		228.00		456.00

FERRIS STATE UNIVERSITY

Student Credit Hours (SCH), Full Time Equated Faculty (FTEF) and SCH/FTEF Aggregated by Course Prefix within College and Department

Prefix	Year	<u>Student Credit Hours</u>				<u>Full Time Equated Faculty</u>				<u>SCH/FTEF</u>			
		Summer	Fall	Winter	F + W (a)	Summer	Fall	Winter	Avg F + W (b)	Summer	Fall	Winter	F + W (a / b)
<u>College of Arts and Sciences</u>													
<u>Humanities</u>													
AFAM	2005-06	0.00	27.00	0.00	27.00	0.00	0.25	0.00	0.13		108.00		216.00
AFAM	2006-07	0.00	60.00	0.00	60.00	0.00	0.36	0.00	0.18		166.40		332.80
AMST	2005-06	0.00	24.00	0.00	24.00	0.00	0.25	0.00	0.13		96.00		192.00
AMST	2006-07	0.00	45.00	0.00	45.00	0.00	0.04	0.00	0.02		1,125.00		2,250.00
ARTH	2002-03	0.00	249.00	364.00	613.00	0.00	0.75	0.83	0.79		332.00	436.80	774.32
ARTH	2003-04	0.00	207.00	372.00	579.00	0.00	0.69	1.00	0.84		301.09	372.00	686.22
ARTH	2004-05	51.00	255.00	579.00	834.00	0.35	0.69	1.49	1.09	144.00	370.91	387.85	765.01
ARTH	2005-06	102.00	183.00	435.00	618.00	0.30	0.75	1.00	0.87	340.00	244.59	435.00	707.02
ARTH	2006-07	93.00	270.00	471.00	741.00	0.13	0.54	1.25	0.90	744.00	500.00	376.80	827.93
ARTS	2002-03	57.00	582.00	606.00	1,188.00	0.25	2.25	2.25	2.25	228.00	258.67	269.33	528.00
ARTS	2003-04	66.00	598.00	597.00	1,195.00	0.25	2.25	2.25	2.25	264.00	265.78	265.33	531.11
ARTS	2004-05	49.00	556.00	570.00	1,126.00	0.34	2.25	2.25	2.25	144.12	247.11	253.33	500.44
ARTS	2005-06	39.00	516.00	534.00	1,050.00	0.25	2.25	2.00	2.13	156.00	229.33	267.00	494.12
ARTS	2006-07	48.00	511.00	558.00	1,069.00	0.25	2.25	2.25	2.25	192.00	227.11	248.00	475.11
COMH	2002-03	0.00	405.00	0.00	405.00	0.00	1.50	0.00	0.75		270.00		540.00
COMH	2003-04	0.00	576.00	0.00	576.00	0.00	2.25	0.00	1.13		256.00		512.00
COMH	2004-05	0.00	591.00	0.00	591.00	0.00	2.00	0.00	1.00		295.50		591.00
COMH	2005-06	0.00	624.00	0.00	624.00	0.00	2.00	0.00	1.00		312.00		624.00
COMH	2006-07	0.00	579.00	0.00	579.00	0.00	2.00	0.00	1.00		289.50		579.00
COMM	2002-03	627.00	4,857.00	4,646.00	9,503.00	3.00	15.50	16.75	16.13	209.00	313.35	277.37	589.33
COMM	2003-04	653.00	5,135.00	4,494.00	9,629.00	3.22	17.25	16.00	16.63	202.80	297.68	280.88	579.19
COMM	2004-05	780.00	5,101.00	4,214.00	9,315.00	3.54	17.25	16.00	16.63	220.65	295.71	263.38	560.30
COMM	2005-06	880.00	5,148.00	4,380.00	9,528.00	3.97	17.16	14.92	16.04	221.66	299.91	293.57	593.92
COMM	2006-07	723.00	4,746.00	3,975.00	8,721.00	3.05	16.00	16.00	16.00	237.05	296.63	248.44	545.06

FERRIS STATE UNIVERSITY

Student Credit Hours (SCH), Full Time Equated Faculty (FTEF) and SCH/FTEF Aggregated by Course Prefix within College and Department

Prefix	Year	<u>Student Credit Hours</u>				<u>Full Time Equated Faculty</u>				<u>SCH/FTEF</u>			
		Summer	Fall	Winter	F + W (a)	Summer	Fall	Winter	Avg F + W (b)	Summer	Fall	Winter	F + W (a / b)
<u>College of Arts and Sciences</u>													
<u>Humanities</u>													
FILM	2006-07	0.00	498.00	303.00	801.00	0.00	1.08	0.50	0.79		459.69	606.00	1,011.79
HISH	2006-07	0.00	0.00	45.00	45.00	0.00	0.00	0.50	0.25			90.00	180.00
HIST	2002-03	414.00	1,533.00	1,947.00	3,480.00	1.50	3.69	4.25	3.97	276.00	415.19	458.12	876.32
HIST	2003-04	279.00	1,881.00	2,439.00	4,320.00	1.25	4.17	5.50	4.83	223.20	451.44	443.45	893.79
HIST	2004-05	567.00	2,661.00	2,520.00	5,181.00	2.00	7.50	6.36	6.93	283.50	354.80	396.40	747.77
HIST	2005-06	513.00	2,529.00	2,310.00	4,839.00	2.51	6.75	5.50	6.13	204.38	374.67	420.00	790.04
HIST	2006-07	642.00	2,550.00	2,394.00	4,944.00	2.50	7.50	6.25	6.88	256.80	340.00	383.04	719.13
HUMH	2006-07	0.00	0.00	69.00	69.00	0.00	0.00	0.25	0.13			276.00	552.00
HUMN	2002-03	414.00	2,334.00	2,715.00	5,049.00	1.50	7.23	7.62	7.42	276.00	322.79	356.46	680.12
HUMN	2003-04	471.00	2,589.00	2,460.00	5,049.00	1.50	8.08	6.86	7.47	314.00	320.29	358.75	675.88
HUMN	2004-05	378.00	2,706.00	2,953.00	5,659.00	1.15	8.50	7.76	8.13	329.89	318.35	380.68	696.19
HUMN	2005-06	234.00	2,613.00	2,892.00	5,505.00	0.95	7.00	7.50	7.25	246.32	373.29	385.60	759.31
HUMN	2006-07	411.00	1,200.00	1,365.00	2,565.00	1.13	3.27	2.75	3.01	365.33	367.35	496.36	852.63
MUSI	2002-03	59.00	1,043.00	1,155.00	2,198.00	0.30	3.63	4.01	3.82	196.67	287.72	287.84	575.57
MUSI	2003-04	21.00	882.00	1,214.00	2,096.00	0.59	3.50	4.00	3.75	35.59	252.00	303.53	558.96
MUSI	2004-05	93.00	1,055.00	1,202.00	2,257.00	0.50	3.38	4.00	3.69	186.00	312.59	300.50	612.07
MUSI	2005-06	116.00	1,261.00	1,450.00	2,711.00	0.93	4.50	4.81	4.65	124.75	280.22	301.73	582.66
MUSI	2006-07	16.00	1,117.00	1,515.00	2,632.00	0.08	5.25	5.38	5.31	200.00	212.76	281.86	495.44
PHIH	2006-07	0.00	0.00	60.00	60.00	0.00	0.00	0.25	0.13			240.00	480.00
PHIL	2006-07	0.00	534.00	666.00	1,200.00	0.00	2.00	2.36	2.18		267.00	282.55	550.82
RELG	2006-07	0.00	171.00	123.00	294.00	0.00	0.75	0.50	0.63		228.00	246.00	470.40
RELH	2006-07	0.00	0.00	66.00	66.00	0.00	0.00	0.25	0.13			264.00	528.00

FERRIS STATE UNIVERSITY

Student Credit Hours (SCH), Full Time Equated Faculty (FTEF) and SCH/FTEF Aggregated by Course Prefix within College and Department

Prefix	Year	<u>Student Credit Hours</u>				<u>Full Time Equated Faculty</u>				<u>SCH/FTEF</u>			
		Summer	Fall	Winter	F + W (a)	Summer	Fall	Winter	Avg F + W (b)	Summer	Fall	Winter	F + W (a / b)
<u>College of Arts and Sciences</u>													
<u>Humanities</u>													
THTR	2002-03	0.00	312.00	264.00	576.00	0.00	2.26	2.00	2.13		138.05	132.00	270.42
THTR	2003-04	0.00	255.00	275.00	530.00	0.00	2.00	2.00	2.00		127.50	137.50	265.00
THTR	2004-05	33.00	224.00	235.00	459.00	0.13	2.25	2.00	2.13	264.00	99.56	117.50	216.00
THTR	2005-06	21.00	203.00	292.00	495.00	0.25	2.00	2.00	2.00	84.00	101.50	146.00	247.50
THTR	2006-07	0.00	279.00	278.00	557.00	0.00	2.00	2.00	2.00		139.50	139.00	278.50
WGST	2004-05	0.00	0.00	69.00	69.00	0.00	0.00	0.00	0.00				
WGST	2005-06	0.00	0.00	135.00	135.00	0.00	0.00	0.00	0.00				
<u>Language and Literature</u>													
ENGL	2002-03	1,928.00	9,510.00	7,938.00	17,448.00	9.37	40.81	32.96	36.88	205.76	233.03	240.87	473.06
ENGL	2003-04	1,686.00	10,103.00	7,821.00	17,924.00	8.16	39.13	32.80	35.96	206.58	258.21	238.45	498.40
ENGL	2004-05	1,905.00	9,398.00	7,189.00	16,587.00	9.05	38.90	32.12	35.51	210.50	241.61	223.84	467.15
ENGL	2005-06	1,844.00	9,590.00	7,728.00	17,318.00	9.17	40.05	33.50	36.77	201.08	239.47	230.71	470.96
ENGL	2006-07	1,890.00	0.00	0.00	0.00	9.42	0.00	0.00	0.00	200.71			
FREN	2002-03	149.00	421.00	368.00	789.00	0.82	1.67	1.92	1.79	182.11	252.10	191.67	439.55
FREN	2003-04	96.00	369.00	327.00	696.00	0.83	1.54	1.33	1.43	115.66	240.23	245.60	485.45
FREN	2004-05	110.00	350.00	378.00	728.00	0.25	1.25	1.33	1.29	440.00	280.00	284.21	564.34
FREN	2005-06	194.00	345.00	413.00	758.00	0.58	1.58	2.00	1.79	334.48	218.35	206.50	423.46
FREN	2006-07	185.00	0.00	0.00	0.00	1.25	0.00	0.00	0.00	148.00			
GERM	2002-03	0.00	219.00	197.00	416.00	0.00	1.00	1.00	1.00		219.00	197.00	416.00
GERM	2003-04	30.00	231.00	242.00	473.00	0.25	1.00	0.92	0.96	120.00	231.00	264.00	493.57
GERM	2004-05	0.00	219.00	226.00	445.00	0.00	1.00	0.92	0.96		219.00	246.55	464.35
GERM	2005-06	15.00	272.00	334.00	606.00	0.25	1.00	1.25	1.13	60.00	272.00	267.20	538.67
JRNL	2002-03	0.00	111.00	180.00	291.00	0.00	0.67	1.25	0.96		166.50	144.00	303.65
JRNL	2003-04	0.00	129.00	129.00	258.00	0.00	0.67	0.67	0.67		193.50	193.50	387.00

FERRIS STATE UNIVERSITY

Student Credit Hours (SCH), Full Time Equated Faculty (FTEF) and SCH/FTEF Aggregated by Course Prefix within College and Department

Prefix	Year	<u>Student Credit Hours</u>				<u>Full Time Equated Faculty</u>				<u>SCH/FTEF</u>			
		Summer	Fall	Winter	F + W (a)	Summer	Fall	Winter	Avg F + W (b)	Summer	Fall	Winter	F + W (a / b)
<u>College of Arts and Sciences</u>													
<u>Language and Literature</u>													
JRNL	2004-05	0.00	144.00	123.00	267.00	0.00	0.92	0.67	0.79		157.09	184.50	337.26
JRNL	2005-06	0.00	162.00	138.00	300.00	0.00	1.00	0.67	0.83		162.00	207.00	360.00
LANG	2002-03	0.00	0.00	75.00	75.00	0.00	0.00	0.25	0.13			300.00	600.00
LANG	2003-04	27.00	7.00	168.00	175.00	0.25	0.00	0.50	0.25	108.00		336.96	702.01
LANG	2004-05	57.00	8.00	117.00	125.00	0.25	0.00	0.50	0.25	228.00		234.00	500.00
LANG	2005-06	48.00	99.00	174.00	273.00	0.25	0.50	0.75	0.62	192.00	199.45	232.00	438.07
LANG	2006-07	27.00	0.00	0.00	0.00	0.13	0.00	0.00	0.00	216.00			
LITR	2002-03	261.00	1,689.00	1,893.00	3,582.00	1.79	7.65	9.22	8.44	145.81	220.85	205.25	424.65
LITR	2003-04	144.00	1,368.00	1,686.00	3,054.00	0.75	6.92	6.68	6.80	192.37	197.78	252.36	449.20
LITR	2004-05	159.00	1,194.00	1,430.00	2,624.00	1.20	6.67	8.22	7.44	132.50	179.10	173.91	352.47
LITR	2005-06	135.00	1,161.00	1,448.00	2,609.00	0.90	5.35	6.93	6.14	150.38	217.01	209.05	425.03
LITR	2006-07	246.00	0.00	0.00	0.00	1.46	0.00	0.00	0.00	168.69			
SPAN	2002-03	192.00	948.00	943.00	1,891.00	1.57	3.33	4.00	3.67	122.36	284.68	235.75	515.96
SPAN	2003-04	359.00	1,084.00	1,120.00	2,204.00	1.66	4.00	4.58	4.29	216.27	271.00	244.54	513.75
SPAN	2004-05	121.00	1,036.00	1,233.00	2,269.00	0.33	3.66	4.58	4.12	366.67	283.06	269.21	550.73
SPAN	2005-06	445.00	1,275.00	1,517.00	2,792.00	1.91	4.66	5.33	4.99	232.98	273.61	284.62	558.96
SPAN	2006-07	360.00	0.00	0.00	0.00	1.58	0.00	0.00	0.00	227.85			
<u>Languages and Literature</u>													
ENGL	2006-07	0.00	9,474.00	7,042.00	16,516.00	0.00	37.70	32.88	35.29		251.28	214.14	467.96
FREN	2006-07	0.00	292.00	240.00	532.00	0.00	1.33	1.00	1.17		219.55	240.00	456.65
GERM	2006-07	0.00	272.00	326.00	598.00	0.00	1.00	1.33	1.17		272.00	245.11	513.30
JRNL	2006-07	0.00	99.00	162.00	261.00	0.00	0.67	0.92	0.79		148.50	176.73	329.68

FERRIS STATE UNIVERSITY

Student Credit Hours (SCH), Full Time Equated Faculty (FTEF) and SCH/FTEF Aggregated by Course Prefix within College and Department

Prefix	Year	<u>Student Credit Hours</u>				<u>Full Time Equated Faculty</u>				<u>SCH/FTEF</u>			
		Summer	Fall	Winter	F + W (a)	Summer	Fall	Winter	Avg F + W (b)	Summer	Fall	Winter	F + W (a / b)
<u>College of Arts and Sciences</u>													
<u>Languages and Literature</u>													
LANG	2006-07	0.00	132.00	186.00	318.00	0.00	0.75	0.75	0.75		176.00	248.00	424.00
LITH	2006-07	0.00	0.00	231.00	231.00	0.00	0.00	1.08	0.54			213.23	426.46
LITR	2006-07	0.00	929.00	1,084.00	2,013.00	0.00	5.96	6.54	6.25		155.76	165.88	322.10
SPAN	2006-07	0.00	1,408.00	1,595.00	3,003.00	0.00	4.33	5.66	5.00		325.17	281.80	601.20
<u>Mathematics</u>													
CPSC	2002-03	0.00	47.00	120.00	167.00	0.00	0.53	0.58	0.56		88.13	205.71	299.10
CPSC	2003-04	0.00	166.00	63.00	229.00	0.00	0.86	0.25	0.55		193.91	252.00	414.08
CPSC	2004-05	12.00	181.00	115.00	296.00	0.25	0.80	0.86	0.83	48.00	226.93	134.34	357.99
CPSC	2005-06	18.00	180.00	36.00	216.00	0.25	0.61	0.25	0.43	72.00	297.00	144.00	504.64
CPSC	2006-07	0.00	147.00	39.00	186.00	0.00	0.89	0.58	0.73		165.85	66.86	253.11
MATH	2002-03	1,144.00	10,423.00	7,841.00	18,264.00	7.07	30.86	25.00	27.93	161.81	337.79	313.64	653.96
MATH	2003-04	924.00	10,810.00	7,705.00	18,515.00	5.07	31.95	24.83	28.39	182.25	338.30	310.31	652.12
MATH	2004-05	1,159.00	9,834.00	7,487.00	17,321.00	4.74	32.33	27.18	29.76	244.61	304.18	275.44	582.11
MATH	2005-06	1,058.00	10,192.00	7,591.00	17,783.00	4.99	30.83	26.22	28.53	211.91	330.54	289.51	623.38
MATH	2006-07	977.00	9,442.00	7,572.00	17,014.00	5.58	30.51	27.63	29.07	175.00	309.44	274.05	585.24
<u>Physical Sciences</u>													
ASTR	2002-03	84.00	292.00	300.00	592.00	0.40	0.60	0.60	0.60	210.00	486.67	500.00	986.67
ASTR	2003-04	66.00	292.00	309.00	601.00	0.32	0.60	0.60	0.60	206.25	486.67	515.00	1,001.67
ASTR	2004-05	0.00	300.00	316.00	616.00	0.00	0.60	0.60	0.60		500.00	526.67	1,026.67
ASTR	2005-06	39.00	224.00	308.00	532.00	0.32	0.67	0.78	0.72	121.88	336.00	397.42	738.03
ASTR	2006-07	0.00	176.00	204.00	380.00	0.00	0.67	0.56	0.61		264.00	367.20	621.82

FERRIS STATE UNIVERSITY

Student Credit Hours (SCH), Full Time Equated Faculty (FTEF) and SCH/FTEF Aggregated by Course Prefix within College and Department

Prefix	Year	<u>Student Credit Hours</u>				<u>Full Time Equated Faculty</u>				<u>SCH/FTEF</u>			
		Summer	Fall	Winter	F + W (a)	Summer	Fall	Winter	Avg F + W (b)	Summer	Fall	Winter	F + W (a / b)
<u>College of Arts and Sciences</u>													
<u>Physical Sciences</u>													
CHEM	2002-03	644.00	4,279.00	3,462.00	7,741.00	3.44	11.08	12.69	11.88	187.38	386.29	272.90	651.52
CHEM	2003-04	648.00	4,652.00	3,829.00	8,481.00	3.52	12.15	13.02	12.58	184.09	382.91	294.13	673.97
CHEM	2004-05	778.00	4,870.00	3,982.00	8,852.00	2.48	13.03	13.07	13.05	313.14	373.75	304.74	678.39
CHEM	2005-06	925.00	5,441.00	4,488.00	9,929.00	3.12	13.69	13.81	13.75	296.47	397.40	324.98	722.07
CHEM	2006-07	970.00	5,587.00	4,722.00	10,309.00	4.04	13.31	12.70	13.00	239.92	419.77	371.81	792.71
GEOL	2002-03	9.00	263.00	99.00	362.00	0.00	1.00	0.67	0.83		263.00	148.57	434.49
GEOL	2003-04	9.00	344.00	81.00	425.00	0.17	1.00	0.33	0.67	52.50	344.00	243.00	637.50
GEOL	2004-05	12.00	345.00	84.00	429.00	0.17	1.00	0.33	0.67	70.00	345.00	252.00	643.50
GEOL	2005-06	0.00	368.00	78.00	446.00	0.00	1.00	0.33	0.67		368.00	234.00	669.00
GEOL	2006-07	47.00	365.00	72.00	437.00	0.20	1.00	0.33	0.67	235.00	365.00	216.00	655.50
INBI	2006-07	0.00	44.00	0.00	44.00	0.00	0.50	0.00	0.25		88.00		176.00
INCT	2002-03	0.00	36.00	0.00	36.00	0.00	0.67	0.00	0.33		54.00		108.00
INCT	2003-04	12.00	0.00	0.00	0.00	0.17	0.00	0.00	0.00	71.86			
INPS	2006-07	0.00	0.00	24.00	24.00	0.00	0.00	0.30	0.15			80.00	160.00
PHSC	2002-03	0.00	172.00	280.00	452.00	0.00	0.67	0.67	0.67		258.00	420.00	678.00
PHSC	2003-04	84.00	192.00	288.00	480.00	0.23	0.67	0.67	0.67	367.50	288.00	432.00	720.00
PHSC	2004-05	76.00	184.00	288.00	472.00	0.23	0.67	0.67	0.67	332.50	276.00	432.00	708.00
PHSC	2005-06	92.00	200.00	292.00	492.00	0.40	0.60	0.67	0.63	230.00	333.33	438.00	776.84
PHSC	2006-07	68.00	292.00	284.00	576.00	0.20	0.67	0.67	0.67	340.00	438.00	426.00	864.00
PHYS	2002-03	36.00	1,469.00	1,525.00	2,994.00	0.40	4.30	4.59	4.44	90.00	341.25	332.61	673.58
PHYS	2003-04	140.00	1,444.00	1,554.00	2,998.00	1.00	4.30	4.40	4.35	140.00	335.44	353.18	688.82
PHYS	2004-05	65.00	1,563.00	1,721.00	3,284.00	0.33	4.57	4.80	4.68	196.97	342.14	358.54	701.09
PHYS	2005-06	96.00	1,536.00	1,851.00	3,387.00	0.44	4.40	5.04	4.72	218.18	348.96	367.63	717.84
PHYS	2006-07	137.00	1,737.00	1,706.00	3,443.00	1.09	4.52	4.72	4.62	125.48	383.97	361.34	744.82

FERRIS STATE UNIVERSITY

Student Credit Hours (SCH), Full Time Equated Faculty (FTEF) and SCH/FTEF Aggregated by Course Prefix within College and Department

Prefix	Year	<u>Student Credit Hours</u>				<u>Full Time Equated Faculty</u>				<u>SCH/FTEF</u>			
		Summer	Fall	Winter	F + W (a)	Summer	Fall	Winter	Avg F + W (b)	Summer	Fall	Winter	F + W (a / b)
<u>College of Arts and Sciences</u>													
<u>Social Sciences</u>													
ANTH	2002-03	11.00	463.00	429.00	892.00	0.00	1.25	1.00	1.13		370.40	429.00	792.89
ANTH	2003-04	0.00	378.00	426.00	804.00	0.00	1.00	1.00	1.00		378.00	426.00	804.00
ANTH	2004-05	0.00	388.00	351.00	739.00	0.00	1.00	1.00	1.00		388.00	351.00	739.00
ANTH	2005-06	6.00	507.00	424.00	931.00	0.00	1.00	1.25	1.13		507.00	339.20	827.56
GEOG	2002-03	201.00	1,081.00	1,191.00	2,272.00	0.75	3.00	3.25	3.13	268.00	360.33	366.46	727.04
GEOG	2003-04	280.00	1,236.00	1,425.00	2,661.00	1.00	3.33	3.80	3.57	280.00	370.80	375.12	746.20
GEOG	2004-05	153.00	1,245.00	1,443.00	2,688.00	0.50	3.50	4.06	3.78	306.00	355.71	355.20	710.88
GEOG	2005-06	228.00	1,089.00	1,521.00	2,610.00	1.00	3.00	4.50	3.75	228.00	363.00	338.00	696.00
GEOG	2006-07	315.00	0.00	0.00	0.00	0.25	0.00	0.00	0.00	1,260.00			
PLSC	2002-03	639.00	1,081.00	1,330.00	2,411.00	2.50	2.71	3.08	2.90	255.60	398.34	431.82	832.27
PLSC	2003-04	696.00	924.00	1,331.00	2,255.00	2.17	3.33	3.83	3.58	321.23	277.48	347.52	629.89
PLSC	2004-05	648.00	937.00	1,275.00	2,212.00	2.00	3.18	3.75	3.46	324.00	294.65	340.00	638.38
PLSC	2005-06	638.00	1,086.00	1,273.00	2,359.00	2.53	2.64	3.42	3.03	252.54	411.88	372.22	778.98
PLSC	2006-07	466.00	0.00	0.00	0.00	1.78	0.00	0.00	0.00	261.11			
PSYC	2002-03	609.00	3,468.00	3,559.00	7,027.00	2.09	8.41	8.41	8.41	291.26	412.37	423.19	835.55
PSYC	2003-04	557.00	3,669.00	3,816.00	7,485.00	1.83	9.91	9.25	9.58	304.37	370.23	412.76	781.52
PSYC	2004-05	405.00	3,579.00	3,516.00	7,095.00	1.75	9.16	8.41	8.79	231.43	390.72	418.07	807.63
PSYC	2005-06	329.00	3,456.00	3,474.00	6,930.00	1.33	9.08	8.99	9.03	247.37	380.62	386.43	767.02
PSYC	2006-07	261.00	0.00	0.00	0.00	1.25	0.00	0.00	0.00	208.80			
SCWK	2002-03	325.00	645.00	795.00	1,440.00	3.75	4.92	5.66	5.29	86.67	131.01	140.46	272.13
SCWK	2003-04	228.00	635.00	985.00	1,620.00	2.10	5.02	6.14	5.58	108.57	126.47	160.42	290.29
SCWK	2004-05	425.00	781.00	1,006.00	1,787.00	4.92	5.76	6.82	6.29	86.37	135.63	147.51	284.14
SCWK	2005-06	408.00	765.00	1,060.00	1,825.00	2.31	6.01	6.38	6.19	176.62	127.29	166.19	294.64
SCWK	2006-07	309.00	0.00	0.00	0.00	1.91	0.00	0.00	0.00	161.53			
SOCY	2002-03	294.00	2,757.00	2,658.00	5,415.00	1.00	7.00	7.00	7.00	294.00	393.86	379.71	773.57

FERRIS STATE UNIVERSITY

Student Credit Hours (SCH), Full Time Equated Faculty (FTEF) and SCH/FTEF Aggregated by Course Prefix within College and Department

Prefix	Year	<u>Student Credit Hours</u>				<u>Full Time Equated Faculty</u>				<u>SCH/FTEF</u>			
		Summer	Fall	Winter	F + W (a)	Summer	Fall	Winter	Avg F + W (b)	Summer	Fall	Winter	F + W (a / b)
<u>College of Arts and Sciences</u>													
<u>Social Sciences</u>													
SOCY	2003-04	234.00	2,742.00	2,664.00	5,406.00	0.75	7.98	6.25	7.12	312.00	343.58	426.24	759.76
SOCY	2004-05	351.00	2,706.00	2,772.00	5,478.00	2.45	7.67	7.00	7.34	143.00	352.73	396.00	746.75
SOCY	2005-06	273.00	2,745.00	2,736.00	5,481.00	1.25	7.50	6.57	7.03	218.40	366.00	416.55	779.21
SOCY	2006-07	222.00	0.00	0.00	0.00	1.09	0.00	0.00	0.00	204.23			
SSCI	2002-03	0.00	246.00	402.00	648.00	0.00	0.79	1.20	0.99		312.05	335.00	651.80
SSCI	2003-04	3.00	287.00	413.00	700.00	0.00	0.52	1.05	0.78		556.87	393.33	894.35
SSCI	2004-05	54.00	306.00	454.00	760.00	0.57	1.10	1.10	1.10	95.04	277.72	412.73	690.34
SSCI	2005-06	36.00	238.00	531.00	769.00	0.47	1.17	1.58	1.37	76.00	204.00	336.90	560.74
SSCI	2006-07	30.00	0.00	0.00	0.00	0.55	0.00	0.00	0.00	54.35			
<u>Social Sciences Dept</u>													
ANTH	2006-07	0.00	552.00	363.00	915.00	0.00	1.25	1.25	1.25		441.60	290.40	732.00
GEOG	2006-07	0.00	1,194.00	1,556.00	2,750.00	0.00	3.50	4.50	4.00		341.14	345.78	687.50
PLSC	2006-07	0.00	871.00	961.00	1,832.00	0.00	2.39	2.59	2.49		364.44	371.04	735.74
PSYC	2006-07	0.00	3,021.00	3,184.00	6,205.00	0.00	9.89	10.90	10.40		305.46	292.11	596.92
SCWK	2006-07	0.00	849.00	1,187.00	2,036.00	0.00	7.15	7.24	7.19		118.75	163.95	282.99
SOCY	2006-07	0.00	2,511.00	2,412.00	4,923.00	0.00	7.17	5.75	6.46		350.21	419.48	762.07
SSCI	2006-07	0.00	342.00	644.00	986.00	0.00	0.72	1.13	0.93		473.54	569.91	1,064.67

FERRIS STATE UNIVERSITY

Student Credit Hours (SCH), Full Time Equated Faculty (FTEF) and SCH/FTEF Aggregated by Course Prefix within College and Department

Prefix	Year	<u>Student Credit Hours</u>				<u>Full Time Equated Faculty</u>				<u>SCH/FTEF</u>			
		Summer	Fall	Winter	F + W (a)	Summer	Fall	Winter	Avg F + W (b)	Summer	Fall	Winter	F + W (a / b)
<u>College of Business</u>													
<u>Account, Finance, Info Systems</u>													
ACCT	2006-07	0.00	2,808.00	2,795.00	5,603.00	0.00	7.75	7.94	7.84		362.32	352.13	714.33
FINC	2006-07	0.00	981.00	1,083.00	2,064.00	0.00	3.38	3.31	3.34		290.67	326.94	617.27
HSCJ	2006-07	0.00	150.00	159.00	309.00	0.00	0.50	0.67	0.58		300.00	238.50	529.71
ISYS	2006-07	0.00	3,051.00	2,979.00	6,030.00	0.00	12.50	10.50	11.50		244.08	283.71	524.35
MISM	2006-07	0.00	171.00	342.00	513.00	0.00	0.85	1.87	1.36		201.18	182.56	376.74
<u>Accountancy, Finance, Econ. & Statistics</u>													
ACCT	2002-03	0.00	0.00	2,229.00	2,229.00	0.00	0.00	9.25	4.63			240.97	481.95
ACCT	2003-04	252.00	2,289.00	2,307.00	4,596.00	1.50	8.75	8.25	8.50	168.00	261.60	279.64	540.71
ACCT	2004-05	285.00	2,466.00	2,290.00	4,756.00	1.50	8.50	7.42	7.96	190.00	290.12	308.76	597.61
ACCT	2005-06	387.00	2,799.00	0.00	2,799.00	1.25	8.58	0.00	4.29	309.60	326.10		652.19
ECON	2002-03	0.00	0.00	1,734.00	1,734.00	0.00	0.00	4.00	2.00			433.50	867.00
ECON	2003-04	528.00	1,887.00	1,830.00	3,717.00	1.50	4.00	4.50	4.25	352.00	471.75	406.67	874.59
ECON	2004-05	603.00	1,905.00	1,944.00	3,849.00	2.00	4.25	4.50	4.38	301.50	448.24	432.00	879.77
ECON	2005-06	534.00	1,917.00	0.00	1,917.00	2.00	4.50	0.00	2.25	267.00	426.00		852.00
FINC	2002-03	0.00	0.00	873.00	873.00	0.00	0.00	3.50	1.75			249.43	498.86
FINC	2003-04	267.00	804.00	966.00	1,770.00	1.00	4.00	3.75	3.88	267.00	201.00	257.60	456.77
FINC	2004-05	264.00	957.00	825.00	1,782.00	1.17	4.75	3.00	3.88	226.29	201.47	275.00	459.87
FINC	2005-06	225.00	924.00	0.00	924.00	1.00	4.33	0.00	2.17	225.00	213.23		426.46
STQM	2002-03	0.00	0.00	978.00	978.00	0.00	0.00	3.75	1.88			260.80	521.60
STQM	2003-04	93.00	711.00	837.00	1,548.00	0.50	3.25	3.50	3.38	186.00	218.77	239.14	458.67
STQM	2004-05	102.00	753.00	741.00	1,494.00	0.50	3.00	3.00	3.00	204.00	251.00	247.00	498.00
STQM	2005-06	105.00	768.00	0.00	768.00	0.50	2.50	0.00	1.25	210.00	307.20		614.40

FERRIS STATE UNIVERSITY

Student Credit Hours (SCH), Full Time Equated Faculty (FTEF) and SCH/FTEF Aggregated by Course Prefix within College and Department

Prefix	Year	<u>Student Credit Hours</u>				<u>Full Time Equated Faculty</u>				<u>SCH/FTEF</u>			
		Summer	Fall	Winter	F + W (a)	Summer	Fall	Winter	Avg F + W (b)	Summer	Fall	Winter	F + W (a / b)
<u>College of Business</u>													
<u>Accountancy/Econ/Applied Stats</u>													
ACCT	2002-03	336.00	2,655.00	0.00	2,655.00	2.00	10.25	0.00	5.13	168.00	259.02		518.05
ECON	2002-03	402.00	1,740.00	0.00	1,740.00	0.92	4.00	0.00	2.00	436.96	435.00		870.00
STQM	2002-03	255.00	849.00	0.00	849.00	1.25	3.75	0.00	1.88	204.00	226.40		452.80
<u>Coll of Business Graduate Prog</u>													
MISM	2006-07	0.00	24.00	0.00	24.00	0.00	0.25	0.00	0.13		96.00		192.00
MMBA	2006-07	0.00	528.00	0.00	528.00	0.00	2.83	0.00	1.42		186.57		373.14
<u>College of Business Graduate Programs</u>													
HSCJ	2005-06	0.00	0.00	123.00	123.00	0.00	0.00	0.67	0.33			184.50	369.00
MISM	2002-03	0.00	0.00	759.00	759.00	0.00	0.00	7.25	3.62			104.69	209.38
MISM	2003-04	363.00	379.00	339.00	718.00	2.67	2.83	2.22	2.53	135.79	133.76	152.55	284.04
MISM	2004-05	102.00	411.00	351.00	762.00	1.08	3.25	2.58	2.92	94.15	126.46	135.87	261.26
MISM	2005-06	81.00	294.00	243.00	537.00	0.33	2.30	1.92	2.11	245.88	127.83	126.78	254.70
MISM	2006-07	120.00	0.00	0.00	0.00	0.87	0.00	0.00	0.00	137.93			
MMBA	2003-04	0.00	498.00	465.00	963.00	0.00	3.33	2.78	3.05		149.70	167.27	315.39
MMBA	2004-05	312.00	450.00	438.00	888.00	1.66	3.24	3.44	3.34	188.33	138.77	127.36	265.80
MMBA	2005-06	300.00	432.00	351.00	783.00	1.49	3.33	2.41	2.87	201.91	129.73	145.44	272.66
MMBA	2006-07	399.00	0.00	0.00	0.00	2.47	0.00	0.00	0.00	161.87			
MTED	2003-04	159.00	0.00	0.00	0.00	1.34	0.00	0.00	0.00	118.95			
MTED	2004-05	114.00	0.00	0.00	0.00	1.25	0.00	0.00	0.00	91.20			
MTED	2005-06	15.00	0.00	0.00	0.00	0.17	0.00	0.00	0.00	89.55			

FERRIS STATE UNIVERSITY

Student Credit Hours (SCH), Full Time Equated Faculty (FTEF) and SCH/FTEF Aggregated by Course Prefix within College and Department

Prefix	Year	<u>Student Credit Hours</u>				<u>Full Time Equated Faculty</u>				<u>SCH/FTEF</u>			
		Summer	Fall	Winter	F + W (a)	Summer	Fall	Winter	Avg F + W (b)	Summer	Fall	Winter	F + W (a / b)
<u>College of Business</u>													
<u>Computer Information Systems Dept</u>													
ACCT	2005-06	0.00	0.00	2,604.00	2,604.00	0.00	0.00	7.50	3.75			347.20	694.40
ACCT	2006-07	355.00	0.00	0.00	0.00	1.25	0.00	0.00	0.00	284.00			
CISM	2002-03	210.00	0.00	0.00	0.00	0.95	0.00	0.00	0.00	220.42			
CIST	2002-03	0.00	57.00	39.00	96.00	0.00	0.67	0.67	0.67		85.50	58.50	144.00
CIST	2003-04	0.00	3.00	0.00	3.00	0.00	0.00	0.00	0.00				
FINC	2005-06	0.00	0.00	972.00	972.00	0.00	0.00	4.00	2.00			243.00	486.00
FINC	2006-07	183.00	0.00	0.00	0.00	0.50	0.00	0.00	0.00	366.00			
ISYS	2002-03	822.00	4,278.00	4,079.00	8,357.00	4.05	18.77	17.23	18.00	203.19	227.98	236.69	464.30
ISYS	2003-04	789.00	3,902.00	3,810.00	7,712.00	4.00	15.92	14.63	15.27	197.25	245.15	260.46	504.97
ISYS	2004-05	615.00	3,294.00	3,180.00	6,474.00	2.50	14.01	13.00	13.50	246.00	235.12	244.62	479.38
ISYS	2005-06	813.00	2,988.00	2,961.00	5,949.00	3.34	12.25	12.33	12.29	243.78	243.92	240.08	483.99
ISYS	2006-07	635.00	0.00	0.00	0.00	3.00	0.00	0.00	0.00	211.67			
MISM	2002-03	495.00	929.00	0.00	929.00	4.34	7.25	0.00	3.62	114.06	128.14		256.28
<u>Management</u>													
BLAW	2002-03	233.00	1,260.00	1,335.00	2,595.00	1.00	4.12	4.14	4.13	233.00	305.76	322.15	627.96
BLAW	2003-04	168.00	1,032.00	1,118.00	2,150.00	0.86	3.54	3.42	3.48	195.35	291.62	327.21	618.20
BLAW	2004-05	189.00	984.00	1,127.00	2,111.00	1.50	2.87	3.30	3.08	126.00	342.75	341.84	684.53
BLAW	2005-06	105.00	1,032.00	1,183.00	2,215.00	0.27	3.19	3.14	3.16	385.00	323.28	377.30	700.09
BLAW	2006-07	135.00	1,116.00	1,017.00	2,133.00	0.75	3.87	2.95	3.41	180.00	288.31	344.59	625.31
BUSN	2002-03	0.00	666.00	447.00	1,113.00	0.00	3.00	1.52	2.26		222.00	293.55	492.18
BUSN	2003-04	0.00	606.00	807.00	1,413.00	0.00	2.92	2.70	2.81		207.77	298.89	503.15
BUSN	2004-05	117.00	750.00	1,104.00	1,854.00	0.50	2.50	3.25	2.88	234.00	300.00	339.69	644.87
BUSN	2005-06	138.00	858.00	1,074.00	1,932.00	0.38	3.00	3.36	3.18	368.00	286.00	319.91	607.82

FERRIS STATE UNIVERSITY

Student Credit Hours (SCH), Full Time Equated Faculty (FTEF) and SCH/FTEF Aggregated by Course Prefix within College and Department

Prefix	Year	<u>Student Credit Hours</u>				<u>Full Time Equated Faculty</u>				<u>SCH/FTEF</u>			
		Summer	Fall	Winter	F + W (a)	Summer	Fall	Winter	Avg F + W (b)	Summer	Fall	Winter	F + W (a / b)
<u>College of Business</u>													
<u>Management</u>													
BUSN	2006-07	108.00	717.00	1,047.00	1,764.00	0.50	2.85	3.36	3.10	216.00	251.58	311.87	568.38
ECON	2005-06	0.00	0.00	1,935.00	1,935.00	0.00	0.00	4.50	2.25			430.00	860.00
ECON	2006-07	660.00	1,833.00	2,121.00	3,954.00	2.25	4.25	5.25	4.75	293.33	431.29	404.00	832.42
FINC	2002-03	366.00	885.00	0.00	885.00	1.50	3.92	0.00	1.96	244.00	225.96		451.91
HOMT	2002-03	0.00	0.00	184.00	184.00	0.00	0.00	1.61	0.81			113.97	227.94
HOMT	2003-04	25.00	128.00	290.00	418.00	0.27	0.96	1.03	0.99	94.00	133.63	282.63	421.38
HOMT	2004-05	140.00	106.00	464.00	570.00	0.26	0.49	1.50	0.99	545.07	217.53	309.89	574.43
HOMT	2005-06	158.00	156.00	476.00	632.00	0.50	0.49	2.17	1.33	314.75	316.27	219.08	474.12
HOMT	2006-07	156.00	110.00	0.00	110.00	0.87	0.25	0.00	0.13	179.63	440.00		880.00
INSR	2002-03	0.00	0.00	51.00	51.00	0.00	0.00	0.25	0.13			204.00	408.00
INTB	2002-03	165.00	333.00	258.00	591.00	1.25	1.75	1.75	1.75	132.00	190.29	147.55	337.85
INTB	2003-04	57.00	348.00	381.00	729.00	0.50	2.17	1.75	1.96	114.00	160.62	217.71	372.26
INTB	2004-05	24.00	303.00	351.00	654.00	0.25	1.51	1.08	1.30	96.00	200.66	324.00	504.37
INTB	2005-06	27.00	363.00	264.00	627.00	0.25	1.50	0.89	1.20	108.00	242.00	295.68	524.06
INTB	2006-07	42.00	363.00	468.00	831.00	0.25	1.50	1.64	1.57	168.00	242.00	284.87	528.82
LLAW	2002-03	0.00	226.00	208.00	434.00	0.00	1.13	1.25	1.19		200.16	165.97	364.34
LLAW	2003-04	0.00	265.00	264.00	529.00	0.00	1.13	1.25	1.19		234.70	210.65	444.10
LLAW	2004-05	0.00	313.00	313.00	626.00	0.00	1.13	1.18	1.16		277.21	264.85	541.77
LLAW	2005-06	0.00	331.00	306.00	637.00	0.00	1.06	1.18	1.12		312.95	258.92	568.87
LLAW	2006-07	0.00	278.00	275.00	553.00	0.00	1.13	1.28	1.20		246.21	215.52	459.86
MGMT	2002-03	639.00	2,278.00	2,954.00	5,232.00	2.73	8.08	9.97	9.03	234.30	281.81	296.33	579.66
MGMT	2003-04	585.00	2,484.00	2,851.00	5,335.00	2.06	8.25	7.96	8.11	284.30	301.09	358.05	658.13
MGMT	2004-05	594.00	2,832.00	3,288.00	6,120.00	2.00	8.51	10.25	9.38	297.00	332.82	320.78	652.49
MGMT	2005-06	672.00	2,994.00	3,573.00	6,567.00	1.63	9.25	10.25	9.75	413.54	323.68	348.59	673.54

FERRIS STATE UNIVERSITY

Student Credit Hours (SCH), Full Time Equated Faculty (FTEF) and SCH/FTEF Aggregated by Course Prefix within College and Department

Prefix	Year	<u>Student Credit Hours</u>				<u>Full Time Equated Faculty</u>				<u>SCH/FTEF</u>			
		Summer	Fall	Winter	F + W (a)	Summer	Fall	Winter	Avg F + W (b)	Summer	Fall	Winter	F + W (a / b)
<u>College of Business</u>													
<u>Management</u>													
MGMT	2006-07	768.00	3,369.00	3,561.00	6,930.00	3.25	9.75	8.75	9.25	236.31	345.54	406.97	749.19
MMBA	2006-07	0.00	0.00	531.00	531.00	0.00	0.00	3.51	1.76			151.28	302.56
REAL	2002-03	0.00	30.00	123.00	153.00	0.00	0.25	0.77	0.51		120.00	159.18	299.20
REAL	2003-04	6.00	75.00	168.00	243.00	0.00	0.25	0.50	0.38		297.62	336.00	646.28
REAL	2004-05	0.00	51.00	135.00	186.00	0.00	0.25	0.75	0.50		204.00	180.34	372.53
REAL	2005-06	0.00	75.00	133.00	208.00	0.00	0.25	0.50	0.38		300.00	266.00	554.67
REAL	2006-07	0.00	39.00	108.00	147.00	0.00	0.50	0.50	0.50		78.00	216.00	294.00
RFIM	2002-03	0.00	0.00	280.00	280.00	0.00	0.00	2.14	1.07			131.11	262.23
RFIM	2003-04	137.00	447.00	354.00	801.00	0.23	2.29	1.39	1.84	585.36	195.01	253.96	434.61
RFIM	2004-05	153.00	451.00	364.00	815.00	0.49	2.01	1.28	1.64	310.25	224.08	285.40	495.72
RFIM	2005-06	138.00	562.00	309.00	871.00	0.50	2.59	1.10	1.84	277.10	217.26	280.91	472.50
RFIM	2006-07	79.00	642.00	0.00	642.00	0.38	3.25	0.00	1.63	207.04	197.54		395.08
<u>Marketing</u>													
ADVG	2002-03	120.00	665.00	597.00	1,262.00	0.50	1.92	2.00	1.96	240.00	346.96	298.50	644.43
ADVG	2003-04	126.00	671.00	705.00	1,376.00	0.50	2.17	2.17	2.17	252.00	309.69	324.88	634.59
ADVG	2004-05	117.00	751.00	742.00	1,493.00	0.42	2.50	2.55	2.52	280.80	300.40	291.25	591.57
ADVG	2005-06	84.00	633.00	798.00	1,431.00	0.50	2.50	2.63	2.56	168.00	253.20	304.00	558.44
ADVG	2006-07	133.00	600.00	651.00	1,251.00	0.75	2.25	2.33	2.29	177.33	266.67	279.00	545.89
ECOM	2002-03	99.00	33.00	111.00	144.00	0.50	0.25	0.50	0.38	198.00	132.00	222.00	384.00
ECOM	2003-04	117.00	0.00	141.00	141.00	0.50	0.00	0.50	0.25	234.00		282.00	564.00
ECOM	2004-05	126.00	0.00	129.00	129.00	0.50	0.00	0.50	0.25	252.00		258.00	516.00
ECOM	2005-06	114.00	0.00	54.00	54.00	0.50	0.00	0.25	0.13	228.00		216.00	432.00
ECOM	2006-07	114.00	0.00	114.00	114.00	0.50	0.00	0.67	0.33	228.00		171.00	342.00

FERRIS STATE UNIVERSITY

Student Credit Hours (SCH), Full Time Equated Faculty (FTEF) and SCH/FTEF Aggregated by Course Prefix within College and Department

Prefix	Year	<u>Student Credit Hours</u>				<u>Full Time Equated Faculty</u>				<u>SCH/FTEF</u>			
		Summer	Fall	Winter	F + W (a)	Summer	Fall	Winter	Avg F + W (b)	Summer	Fall	Winter	F + W (a / b)
<u>College of Business</u>													
<u>Marketing</u>													
GRDE	2006-07	0.00	1,278.00	1,059.00	2,337.00	0.00	6.51	6.00	6.25		196.31	176.50	373.62
HOMT	2002-03	26.00	80.00	0.00	80.00	0.27	0.98	0.00	0.49	95.50	81.66		163.32
MIMG	2002-03	12.00	110.00	17.00	127.00	0.20	0.63	0.40	0.51	60.00	176.00	42.50	247.80
MIMG	2003-04	52.00	124.00	5.00	129.00	1.00	0.75	0.33	0.54	52.00	165.33	15.00	238.15
MIMG	2004-05	42.00	138.00	10.00	148.00	0.78	0.88	0.50	0.69	53.85	157.71	20.00	215.27
MIMG	2005-06	40.00	146.00	6.00	152.00	0.42	0.75	0.44	0.60	94.59	194.67	13.50	254.51
MIMG	2006-07	30.00	155.00	0.00	155.00	0.63	0.75	0.00	0.38	47.62	206.67		413.33
MKTG	2002-03	624.00	1,923.00	2,073.00	3,996.00	2.44	7.25	6.75	7.00	255.45	265.24	307.11	570.86
MKTG	2003-04	499.00	1,833.00	2,013.00	3,846.00	1.44	6.17	5.95	6.06	345.97	297.24	338.32	634.83
MKTG	2004-05	523.00	2,163.00	2,042.00	4,205.00	2.43	6.92	6.15	6.54	214.93	312.72	331.78	643.39
MKTG	2005-06	604.00	2,235.00	2,070.00	4,305.00	2.50	7.25	6.63	6.94	241.60	308.28	312.45	620.54
MKTG	2006-07	628.00	2,316.00	2,205.00	4,521.00	2.00	7.65	7.00	7.33	314.00	302.75	315.00	617.20
PGMG	2002-03	248.00	246.00	170.00	416.00	0.88	0.88	0.88	0.88	281.82	279.55	193.18	472.73
PGMG	2003-04	292.00	288.00	161.00	449.00	0.95	0.88	0.88	0.88	306.08	327.27	182.95	510.23
PGMG	2004-05	350.00	296.00	178.00	474.00	1.17	0.88	0.93	0.90	299.15	336.36	191.89	524.45
PGMG	2005-06	338.00	289.00	149.00	438.00	1.33	0.94	0.94	0.94	254.14	307.45	158.51	465.96
PGMG	2006-07	336.00	0.00	0.00	0.00	1.21	0.00	0.00	0.00	277.69			
PREL	2002-03	33.00	376.00	370.00	746.00	0.00	1.25	1.75	1.50		300.80	211.43	497.33
PREL	2003-04	30.00	316.00	297.00	613.00	0.00	1.25	1.25	1.25		252.80	237.60	490.40
PREL	2004-05	33.00	300.00	293.00	593.00	0.00	1.25	1.46	1.36		240.00	200.10	436.95
PREL	2005-06	27.00	298.00	276.00	574.00	0.25	1.00	1.25	1.13	108.00	298.00	220.80	510.22
PREL	2006-07	15.00	326.00	342.00	668.00	0.00	1.25	1.25	1.25		260.80	273.60	534.40
PTMG	2002-03	50.00	132.00	62.00	194.00	0.20	0.20	0.20	0.20	243.90	643.90	302.44	946.34
PTMG	2003-04	40.00	128.00	52.00	180.00	0.20	0.67	0.50	0.58	195.12	191.04	104.00	307.69

FERRIS STATE UNIVERSITY

Student Credit Hours (SCH), Full Time Equated Faculty (FTEF) and SCH/FTEF Aggregated by Course Prefix within College and Department

Prefix	Year	<u>Student Credit Hours</u>				<u>Full Time Equated Faculty</u>				<u>SCH/FTEF</u>			
		Summer	Fall	Winter	F + W (a)	Summer	Fall	Winter	Avg F + W (b)	Summer	Fall	Winter	F + W (a / b)
<u>College of Business</u>													
<u>Marketing</u>													
PTMG	2004-05	50.00	122.00	64.00	186.00	0.50	0.67	0.67	0.67	100.00	182.09	95.52	277.61
PTMG	2005-06	52.00	145.00	62.00	207.00	0.67	0.67	0.67	0.67	77.61	216.42	92.54	308.96
PTMG	2006-07	46.00	95.00	0.00	95.00	0.33	0.33	0.00	0.17	139.39	287.88		575.76
RETG	2002-03	261.00	498.00	501.00	999.00	1.00	1.75	1.75	1.75	261.00	284.57	286.29	570.86
RETG	2003-04	177.00	528.00	534.00	1,062.00	0.75	2.00	1.50	1.75	236.00	264.00	356.00	606.86
RETG	2004-05	180.00	207.00	297.00	504.00	0.65	0.75	0.64	0.70	276.92	276.00	462.00	723.69
RETG	2005-06	99.00	303.00	462.00	765.00	0.50	1.25	0.63	0.94	198.00	242.40	739.20	816.00
RETG	2006-07	150.00	240.00	441.00	681.00	0.50	1.00	1.00	1.00	300.00	240.00	441.00	681.00
RFIM	2002-03	35.00	352.00	0.00	352.00	1.23	2.27	0.00	1.14	28.51	155.04		310.09
STQM	2005-06	0.00	0.00	849.00	849.00	0.00	0.00	2.88	1.44			295.30	590.61
STQM	2006-07	120.00	795.00	864.00	1,659.00	0.75	3.00	3.75	3.38	160.00	265.00	230.40	491.56
VISC	2002-03	0.00	247.00	250.00	497.00	0.00	2.08	1.82	1.95		118.73	137.25	254.75
VISC	2003-04	0.00	30.00	15.00	45.00	0.00	0.25	0.00	0.13		120.00		360.00
VISD	2002-03	0.00	867.00	765.00	1,632.00	0.00	4.96	4.93	4.95		174.72	155.22	330.01
VISD	2003-04	0.00	1,179.00	1,068.00	2,247.00	0.00	7.00	6.25	6.63		168.43	170.88	339.17
VISD	2004-05	0.00	1,251.00	1,074.00	2,325.00	0.00	6.75	6.14	6.45		185.33	174.84	360.66
VISD	2005-06	39.00	1,482.00	1,125.00	2,607.00	0.27	7.25	6.50	6.87	143.00	204.41	173.08	379.20
VISD	2006-07	3.00	0.00	0.00	0.00	0.00	0.00	0.00	0.00				
<u>Sports, Entertain, Hospt. Mgmt</u>													
HOMT	2006-07	0.00	0.00	551.00	551.00	0.00	0.00	2.44	1.22			226.14	452.28
MIMG	2006-07	0.00	0.00	80.00	80.00	0.00	0.00	0.63	0.31			128.00	256.00
PGMG	2006-07	0.00	282.00	150.00	432.00	0.00	1.00	1.00	1.00		282.00	150.00	432.00

FERRIS STATE UNIVERSITY

Student Credit Hours (SCH), Full Time Equated Faculty (FTEF) and SCH/FTEF Aggregated by Course Prefix within College and Department

Prefix	Year	<u>Student Credit Hours</u>				<u>Full Time Equated Faculty</u>				<u>SCH/FTEF</u>				
		Summer	Fall	Winter	F + W (a)	Summer	Fall	Winter	Avg F + W (b)	Summer	Fall	Winter	F + W (a / b)	
<u>College of Business</u>														
<u>Sports, Entertain, Hospt. Mgmt</u>														
PTMG	2006-07	0.00	0.00	54.00	54.00	0.00	0.00	0.33	0.17				163.64	327.27
RFIM	2006-07	0.00	0.00	388.00	388.00	0.00	0.00	1.34	0.67				290.37	580.75

FERRIS STATE UNIVERSITY

Student Credit Hours (SCH), Full Time Equated Faculty (FTEF) and SCH/FTEF Aggregated by Course Prefix within College and Department

Prefix	Year	<u>Student Credit Hours</u>				<u>Full Time Equated Faculty</u>				<u>SCH/FTEF</u>			
		Summer	Fall	Winter	F + W (a)	Summer	Fall	Winter	Avg F + W (b)	Summer	Fall	Winter	F + W (a / b)
<u>College of Education & Human Serv</u>													
<u>Criminal Justice</u>													
CRIM	2002-03	1,318.00	3,080.00	3,462.00	6,542.00	9.57	15.30	16.43	15.86	137.72	201.35	210.71	412.40
CRIM	2003-04	1,329.00	3,761.00	3,675.00	7,436.00	9.54	16.67	15.98	16.33	139.31	225.67	229.91	455.49
CRIM	2004-05	1,642.00	3,301.00	3,819.00	7,120.00	6.81	14.10	16.20	15.15	241.07	234.18	235.71	470.00
CRIM	2005-06	1,333.00	4,291.00	4,434.00	8,725.00	7.18	18.29	20.68	19.49	185.61	234.54	214.36	447.67
CRIM	2006-07	1,501.00	0.00	0.00	0.00	9.48	0.00	0.00	0.00	158.33			
MSCI	2002-03	0.00	43.00	46.00	89.00	0.00	0.00	0.00	0.00				
MSCI	2003-04	0.00	28.00	28.00	56.00	0.00	0.00	0.00	0.00				
MSCI	2004-05	0.00	24.00	33.00	57.00	0.00	0.00	0.00	0.00				
MSCI	2005-06	0.00	59.00	62.00	121.00	0.00	0.00	0.00	0.00				
<u>Leisure Studies and Wellness</u>													
HLTH	2002-03	26.00	380.00	413.00	793.00	0.12	1.30	1.33	1.32	216.67	292.31	309.75	602.28
HLTH	2003-04	45.00	361.00	339.00	700.00	0.25	1.15	1.11	1.13	181.82	313.44	306.06	619.65
HLTH	2004-05	38.00	414.00	193.00	607.00	0.17	1.33	0.81	1.07	223.53	310.50	237.05	565.30
PHED	2002-03	200.00	533.00	662.00	1,195.00	1.29	2.49	2.46	2.48	155.04	214.06	268.87	482.62
PHED	2003-04	70.00	413.00	513.00	926.00	0.44	1.55	1.73	1.64	157.44	267.16	297.27	566.09
PHED	2004-05	58.00	358.00	419.00	777.00	0.40	1.24	1.28	1.26	143.52	287.81	328.08	616.42
RMLS	2002-03	69.00	432.00	461.00	893.00	0.50	2.21	2.66	2.43	138.00	195.92	173.30	367.11
RMLS	2003-04	78.00	474.00	432.00	906.00	0.46	2.35	2.17	2.26	170.65	201.78	199.38	401.26
RMLS	2004-05	79.00	716.00	464.00	1,180.00	0.60	3.11	2.56	2.83	132.58	230.39	181.34	416.49
<u>Recreation Leisure Services & Wellness</u>													
RMLS	2005-06	223.00	1,294.00	1,147.00	2,441.00	1.70	4.56	5.35	4.96	131.51	283.63	214.21	492.30
RMLS	2006-07	229.00	0.00	0.00	0.00	1.42	0.00	0.00	0.00	160.89			

FERRIS STATE UNIVERSITY

Student Credit Hours (SCH), Full Time Equated Faculty (FTEF) and SCH/FTEF Aggregated by Course Prefix within College and Department

Prefix	Year	<u>Student Credit Hours</u>				<u>Full Time Equated Faculty</u>				<u>SCH/FTEF</u>			
		Summer	Fall	Winter	F + W (a)	Summer	Fall	Winter	Avg F + W (b)	Summer	Fall	Winter	F + W (a / b)
<u>College of Education & Human Serv</u>													
<u>School of Education</u>													
ECTE	2002-03	423.00	265.00	356.00	621.00	3.29	1.81	2.11	1.96	128.64	146.47	168.76	316.94
ECTE	2003-04	189.00	267.00	220.00	487.00	1.54	1.92	1.53	1.72	122.83	139.07	144.14	282.62
ECTE	2004-05	237.00	104.00	245.00	349.00	2.72	0.54	2.03	1.29	87.13	191.41	120.55	271.00
ECTE	2005-06	237.00	260.00	319.00	579.00	1.56	1.47	2.32	1.90	151.69	176.40	137.58	305.34
ECTE	2006-07	229.00	0.00	0.00	0.00	1.62	0.00	0.00	0.00	141.60			
EDCD	2002-03	52.00	323.00	500.00	823.00	0.52	1.67	2.63	2.15	100.94	193.80	190.11	383.09
EDCD	2003-04	127.00	400.00	494.00	894.00	0.55	1.69	2.39	2.04	229.36	237.39	206.69	438.77
EDCD	2004-05	113.00	414.00	371.00	785.00	1.02	2.00	1.84	1.92	110.78	206.54	201.63	408.38
EDCD	2005-06	33.00	375.00	244.00	619.00	0.35	1.75	1.42	1.59	94.29	214.29	171.83	390.54
EDCD	2006-07	206.00	0.00	0.00	0.00	0.98	0.00	0.00	0.00	209.25			
EDGP	2006-07	15.00	0.00	0.00	0.00	0.43	0.00	0.00	0.00	34.51			
EDLA	2002-03	0.00	0.00	226.00	226.00	0.00	0.00	0.59	0.30			382.15	764.30
EDLA	2003-04	114.00	440.00	367.00	807.00	0.50	1.43	1.77	1.60	228.00	308.51	206.86	504.32
EDLA	2004-05	252.00	343.00	548.00	891.00	0.97	1.44	2.01	1.72	261.05	239.01	272.23	516.81
EDLA	2005-06	291.00	720.00	688.00	1,408.00	1.69	2.02	2.71	2.37	172.69	355.82	253.78	594.78
EDLA	2006-07	273.00	0.00	0.00	0.00	1.42	0.00	0.00	0.00	192.71			
EDPE	2004-05	0.00	81.00	63.00	144.00	0.00	0.66	0.50	0.58		122.17	126.00	247.63
EDPE	2005-06	3.00	156.00	58.00	214.00	0.21	0.82	0.33	0.58	14.00	190.67	174.00	371.68
EDPE	2006-07	13.00	0.00	0.00	0.00	0.00	0.00	0.00	0.00				
EDPH	2003-04	90.00	0.00	24.00	24.00	0.33	0.00	0.25	0.13	271.08		96.00	192.00
EDPH	2004-05	78.00	0.00	18.00	18.00	0.76	0.00	0.25	0.13	102.63		72.00	144.00
EDPH	2005-06	79.00	21.00	3.00	24.00	0.76	0.25	0.00	0.13	103.95	84.00		192.00
EDPH	2006-07	73.00	0.00	0.00	0.00	0.75	0.00	0.00	0.00	97.33			
EDUC	2002-03	1,394.00	4,046.00	3,643.00	7,689.00	8.51	19.65	17.69	18.67	163.84	205.92	205.94	411.85

FERRIS STATE UNIVERSITY

Student Credit Hours (SCH), Full Time Equated Faculty (FTEF) and SCH/FTEF Aggregated by Course Prefix within College and Department

Prefix	Year	<u>Student Credit Hours</u>				<u>Full Time Equated Faculty</u>				<u>SCH/FTEF</u>			
		Summer	Fall	Winter	F + W (a)	Summer	Fall	Winter	Avg F + W (b)	Summer	Fall	Winter	F + W (a / b)
<u>College of Education & Human Serv</u>													
<u>School of Education</u>													
EDUC	2003-04	1,875.00	4,451.00	4,711.00	9,162.00	6.55	21.62	24.29	22.95	286.45	205.88	193.98	399.17
EDUC	2004-05	1,535.00	4,937.00	4,476.00	9,413.00	7.66	26.65	25.76	26.21	200.49	185.22	173.74	359.16
EDUC	2005-06	1,637.00	4,842.00	4,321.00	9,163.00	8.49	26.44	24.76	25.60	192.81	183.12	174.52	357.93
EDUC	2006-07	1,514.00	0.00	0.00	0.00	7.32	0.00	0.00	0.00	206.82			
ERLA	2002-03	0.00	3.00	0.00	3.00	0.00	0.00	0.00	0.00				
ERLA	2003-04	0.00	3.00	36.00	39.00	0.00	0.00	0.20	0.10			180.00	390.00
ERLA	2004-05	0.00	0.00	75.00	75.00	0.00	0.00	0.33	0.17			227.27	454.55
ERLA	2005-06	78.00	45.00	42.00	87.00	0.25	0.25	0.23	0.24	312.00	180.00	186.20	365.88
ERLA	2006-07	63.00	0.00	0.00	0.00	0.58	0.00	0.00	0.00	108.00			
ESPN	2003-04	0.00	0.00	42.00	42.00	0.00	0.00	0.38	0.19			112.00	224.00
ESPN	2004-05	87.00	99.00	129.00	228.00	0.83	0.66	0.58	0.62	104.82	149.25	222.41	366.76
ESPN	2005-06	72.00	129.00	237.00	366.00	0.33	0.75	1.16	0.96	218.18	172.00	204.31	383.25
ESPN	2006-07	87.00	0.00	0.00	0.00	0.22	0.00	0.00	0.00	395.45			
<u>Television Production</u>													
TVPR	2002-03	222.00	801.00	490.00	1,291.00	2.11	4.42	3.67	4.04	105.03	181.22	133.51	319.16
TVPR	2003-04	225.00	869.00	696.00	1,565.00	2.00	4.99	3.84	4.42	112.50	174.15	181.25	354.47
TVPR	2004-05	244.00	822.00	766.00	1,588.00	1.83	5.24	5.25	5.25	133.33	156.87	145.90	302.76
TVPR	2005-06	258.00	1,016.00	890.00	1,906.00	0.85	6.45	6.01	6.23	303.53	157.59	148.09	306.01
TVPR	2006-07	258.00	0.00	0.00	0.00	1.93	0.00	0.00	0.00	133.68			

FERRIS STATE UNIVERSITY

Student Credit Hours (SCH), Full Time Equated Faculty (FTEF) and SCH/FTEF Aggregated by Course Prefix within College and Department

Prefix	Year	<u>Student Credit Hours</u>				<u>Full Time Equated Faculty</u>				<u>SCH/FTEF</u>			
		Summer	Fall	Winter	F + W (a)	Summer	Fall	Winter	Avg F + W (b)	Summer	Fall	Winter	F + W (a / b)
<u>College of Education-Human Ser</u>													
<u>Criminal Justice</u>													
CRIM	2006-07	0.00	5,053.00	4,981.00	10,034.00	0.00	21.89	24.25	23.07		230.78	205.39	434.88
MSCI	2006-07	0.00	86.00	56.00	142.00	0.00	0.00	0.00	0.00				
<u>Recreation, Leisure Serv-Well</u>													
RMLS	2006-07	0.00	1,311.00	1,170.00	2,481.00	0.00	5.39	5.33	5.36		243.08	219.56	462.78
<u>School of Education Dept</u>													
ECTE	2006-07	0.00	212.00	320.00	532.00	0.00	1.01	1.14	1.07		209.70	281.82	495.70
EDCD	2006-07	0.00	373.00	418.00	791.00	0.00	2.58	2.62	2.60		144.57	159.80	304.48
EDGP	2006-07	0.00	27.00	14.00	41.00	0.00	0.45	0.37	0.41		60.15	38.19	100.55
EDLA	2006-07	0.00	608.00	615.00	1,223.00	0.00	2.65	3.18	2.91		229.43	193.67	419.88
EDPE	2006-07	0.00	144.00	111.00	255.00	0.00	0.69	0.64	0.67		208.00	172.67	381.98
EDPH	2006-07	0.00	27.00	39.00	66.00	0.00	0.25	0.48	0.37		108.00	81.12	180.63
EDUC	2006-07	0.00	4,428.00	3,941.00	8,369.00	0.00	20.31	20.39	20.35		217.99	193.24	411.17
ERLA	2006-07	0.00	27.00	132.00	159.00	0.00	0.20	0.50	0.35		135.00	264.00	454.29
ESPN	2006-07	0.00	201.00	102.00	303.00	0.00	0.85	1.00	0.93		236.47	102.00	327.57
<u>Television Production</u>													
TVPR	2006-07	0.00	743.00	748.00	1,491.00	0.00	5.01	5.88	5.44		148.30	127.21	273.83

FERRIS STATE UNIVERSITY

Student Credit Hours (SCH), Full Time Equated Faculty (FTEF) and SCH/FTEF Aggregated by Course Prefix within College and Department

Prefix	Year	<u>Student Credit Hours</u>				<u>Full Time Equated Faculty</u>				<u>SCH/FTEF</u>			
		Summer	Fall	Winter	F + W (a)	Summer	Fall	Winter	Avg F + W (b)	Summer	Fall	Winter	F + W (a / b)
<u>College of Optometry</u>													
<u>Optometry</u>													
OPTM	2002-03	405.00	2,295.00	2,362.00	4,657.00	11.00	19.17	20.30	19.73	36.82	119.74	116.37	236.01
OPTM	2003-04	416.00	2,362.00	2,403.00	4,765.00	10.00	18.65	19.30	18.98	41.60	126.65	124.49	251.10
OPTM	2004-05	403.00	2,384.00	2,362.00	4,746.00	11.00	21.15	22.14	21.65	36.64	112.72	106.67	219.24
OPTM	2005-06	476.00	2,145.00	2,343.00	4,488.00	11.75	16.65	16.74	16.69	40.51	128.83	139.99	268.85
OPTM	2006-07	448.00	0.00	0.00	0.00	11.75	0.00	0.00	0.00	38.13			

FERRIS STATE UNIVERSITY

Student Credit Hours (SCH), Full Time Equated Faculty (FTEF) and SCH/FTEF Aggregated by Course Prefix within College and Department

Prefix	Year	<u>Student Credit Hours</u>				<u>Full Time Equated Faculty</u>				<u>SCH/FTEF</u>			
		Summer	Fall	Winter	F + W (a)	Summer	Fall	Winter	Avg F + W (b)	Summer	Fall	Winter	F + W (a / b)
<u>College of Pharmacy</u>													
<u>Pharmacy</u>													
PHAD	2002-03	193.00	737.00	812.00	1,549.00	2.00	2.43	2.48	2.46	96.50	303.01	327.46	630.71
PHAD	2003-04	160.00	795.00	787.00	1,582.00	2.00	2.11	2.90	2.50	80.00	377.66	271.55	632.39
PHAD	2004-05	208.00	811.00	868.00	1,679.00	3.00	2.12	2.94	2.53	69.33	382.08	295.32	663.41
PHAD	2005-06	147.00	908.00	846.00	1,754.00	2.22	1.27	0.89	1.08	66.10	712.72	947.29	1,618.78
PHAD	2006-07	217.00	890.00	1,050.00	1,940.00	2.00	1.61	1.81	1.71	108.50	551.40	581.04	1,134.11
PHAR	2002-03	108.00	711.00	490.00	1,201.00	2.78	1.70	1.82	1.76	38.83	418.01	268.61	681.40
PHAR	2003-04	123.00	744.00	532.00	1,276.00	2.00	1.98	1.72	1.85	61.50	375.68	309.09	689.44
PHAR	2004-05	90.00	840.00	562.00	1,402.00	2.00	2.00	1.74	1.87	45.00	420.00	322.51	749.22
PHAR	2005-06	93.00	894.00	614.00	1,508.00	2.00	1.75	1.18	1.47	46.50	510.86	518.87	1,028.18
PHAR	2006-07	86.00	917.00	592.00	1,509.00	2.00	2.00	1.39	1.70	43.00	458.50	424.45	889.02
PHCG	2002-03	6.00	0.00	2.00	2.00	1.00	0.00	0.30	0.15	6.00		6.77	13.54
PHCG	2003-04	0.00	20.00	20.00	40.00	0.00	0.32	0.30	0.31		62.70	67.10	129.65
PHCG	2004-05	10.00	0.00	32.00	32.00	1.00	0.00	0.31	0.15	10.00		103.68	207.36
PHCG	2005-06	24.00	0.00	56.00	56.00	0.50	0.00	0.32	0.16	48.00		176.68	353.36
PHCG	2006-07	22.00	0.00	22.00	22.00	1.00	0.00	0.32	0.16	22.00		69.41	138.82
PHCH	2002-03	295.00	1,261.00	972.00	2,233.00	5.25	4.72	3.32	4.02	56.14	267.16	292.41	555.19
PHCH	2003-04	260.00	1,214.00	991.00	2,205.00	4.35	2.93	3.31	3.12	59.77	414.66	299.23	706.78
PHCH	2004-05	246.00	1,429.00	1,083.00	2,512.00	5.29	3.81	4.41	4.11	46.54	375.18	245.61	611.33
PHCH	2005-06	307.00	1,617.00	1,336.00	2,953.00	5.85	3.88	4.46	4.17	52.49	416.94	299.22	707.89
PHCH	2006-07	355.00	1,482.00	1,325.00	2,807.00	3.51	3.82	4.64	4.23	101.20	388.19	285.55	663.75
PHCL	2002-03	186.00	467.00	320.00	787.00	1.27	1.78	1.61	1.70	146.29	261.98	198.88	464.09
PHCL	2003-04	150.00	495.00	362.00	857.00	0.58	1.75	1.48	1.62	260.50	282.11	244.24	529.54
PHCL	2004-05	177.00	499.00	292.00	791.00	0.71	1.79	1.03	1.41	247.80	278.38	283.03	560.16
PHCL	2005-06	138.00	532.00	372.00	904.00	0.64	1.83	0.77	1.30	214.36	290.98	485.24	696.73
PHCL	2006-07	192.00	662.00	360.00	1,022.00	1.80	1.84	0.85	1.34	106.56	360.71	422.65	760.69

FERRIS STATE UNIVERSITY

Student Credit Hours (SCH), Full Time Equated Faculty (FTEF) and SCH/FTEF Aggregated by Course Prefix within College and Department

Prefix	Year	<u>Student Credit Hours</u>				<u>Full Time Equated Faculty</u>				<u>SCH/FTEF</u>			
		Summer	Fall	Winter	F + W (a)	Summer	Fall	Winter	Avg F + W (b)	Summer	Fall	Winter	F + W (a / b)
<u>College of Pharmacy</u>													
<u>Pharmacy</u>													
PHPR	2002-03	182.00	2,271.00	2,876.00	5,147.00	2.89	21.18	21.15	21.17	62.92	107.20	136.01	243.18
PHPR	2003-04	295.00	3,214.00	3,722.00	6,936.00	11.17	24.66	24.74	24.70	26.40	130.34	150.47	280.84
PHPR	2004-05	1,371.00	2,964.00	3,480.00	6,444.00	23.10	26.78	27.49	27.13	59.35	110.70	126.60	237.50
PHPR	2005-06	1,097.00	3,292.00	3,705.00	6,997.00	24.18	29.21	28.94	29.08	45.36	112.69	128.03	240.65
PHPR	2006-07	1,258.00	3,367.00	4,110.50	7,477.50	2.29	31.03	30.64	30.84	549.27	108.50	134.16	242.49

FERRIS STATE UNIVERSITY

Student Credit Hours (SCH), Full Time Equated Faculty (FTEF) and SCH/FTEF Aggregated by Course Prefix within College and Department

Prefix	Year	<u>Student Credit Hours</u>				<u>Full Time Equated Faculty</u>				<u>SCH/FTEF</u>			
		Summer	Fall	Winter	F + W (a)	Summer	Fall	Winter	Avg F + W (b)	Summer	Fall	Winter	F + W (a / b)
<u>College of Prof-Tech Studies</u>													
<u>Professional-Tech Studies</u>													
APPS	2006-07	0.00	147.00	310.00	457.00	0.00	2.08	2.92	2.50		70.56	106.16	182.68
DAGD	2006-07	0.00	1,152.00	1,206.00	2,358.00	0.00	5.13	5.49	5.31		224.78	219.77	444.38

FERRIS STATE UNIVERSITY

Student Credit Hours (SCH), Full Time Equated Faculty (FTEF) and SCH/FTEF Aggregated by Course Prefix within College and Department

Prefix	Year	<u>Student Credit Hours</u>				<u>Full Time Equated Faculty</u>				<u>SCH/FTEF</u>			
		Summer	Fall	Winter	F + W (a)	Summer	Fall	Winter	Avg F + W (b)	Summer	Fall	Winter	F + W (a / b)
<u>College of Profess & Tech Studies</u>													
<u>Professional & Technological Studies</u>													
APPS	2003-04	4.00	0.00	0.00	0.00	0.00	0.00	0.00	0.00				
APPS	2004-05	0.00	48.00	33.00	81.00	0.00	0.25	0.25	0.25		192.00	132.00	324.00
APPS	2005-06	33.00	396.00	97.00	493.00	0.00	3.26	1.50	2.38		121.47	64.67	207.14
APPS	2006-07	132.00	0.00	0.00	0.00	0.67	0.00	0.00	0.00	197.01			
DAGD	2003-04	0.00	82.00	118.00	200.00	0.00	1.00	1.33	1.17		82.00	88.72	171.67
DAGD	2004-05	27.00	320.00	320.00	640.00	0.25	1.50	2.09	1.79	108.00	213.33	153.11	356.55
DAGD	2005-06	27.00	585.00	713.00	1,298.00	1.00	3.00	3.75	3.38	27.00	195.00	190.13	384.59
DAGD	2006-07	36.00	0.00	0.00	0.00	1.25	0.00	0.00	0.00	28.80			

FERRIS STATE UNIVERSITY

Student Credit Hours (SCH), Full Time Equated Faculty (FTEF) and SCH/FTEF Aggregated by Course Prefix within College and Department

Prefix	Year	<u>Student Credit Hours</u>				<u>Full Time Equated Faculty</u>				<u>SCH/FTEF</u>			
		Summer	Fall	Winter	F + W (a)	Summer	Fall	Winter	Avg F + W (b)	Summer	Fall	Winter	F + W (a / b)
<u>College of Technology</u>													
<u>Arch Tech-Facilities Mgmt</u>													
ARCH	2006-07	0.00	1,145.00	944.00	2,089.00	0.00	5.45	4.37	4.91		210.23	216.22	425.79
FMAN	2006-07	0.00	366.00	362.00	728.00	0.00	1.36	2.78	2.07		269.90	130.02	351.68
<u>Architectural Tech & Facilities Mgmt</u>													
ARCH	2002-03	0.00	760.00	580.00	1,340.00	0.00	5.14	4.58	4.86		147.89	126.56	275.67
ARCH	2003-04	0.00	900.00	770.00	1,670.00	0.00	4.53	5.10	4.82		198.46	150.98	346.65
ARCH	2004-05	0.00	971.00	795.00	1,766.00	0.00	4.83	4.95	4.89		201.21	160.61	361.30
ARCH	2005-06	0.00	871.00	759.00	1,630.00	0.00	3.29	3.96	3.63		264.66	191.60	449.50
FMAN	2002-03	104.00	294.00	312.00	606.00	0.92	2.17	2.83	2.50	113.04	135.29	110.36	242.39
FMAN	2003-04	93.00	267.00	165.00	432.00	0.92	1.50	0.90	1.20	101.09	178.00	183.33	360.00
FMAN	2004-05	26.00	51.00	162.00	213.00	0.21	0.58	1.05	0.82	123.81	87.43	154.29	260.82
FMAN	2005-06	44.00	300.00	312.00	612.00	0.31	1.20	1.87	1.53	141.94	250.00	166.97	398.88
FMAN	2006-07	116.00	0.00	0.00	0.00	0.92	0.00	0.00	0.00	126.09			
<u>Automotive</u>													
ABOD	2002-03	0.00	368.00	372.00	740.00	0.00	1.91	2.31	2.11		192.76	161.20	350.98
ABOD	2003-04	0.00	494.00	470.00	964.00	0.00	2.41	3.40	2.90		205.06	138.24	331.89
ABOD	2004-05	0.00	444.00	456.00	900.00	0.00	2.41	2.45	2.43		184.30	185.78	370.09
ABOD	2005-06	0.00	442.00	444.00	886.00	0.00	3.00	3.40	3.20		147.33	130.59	276.88
ABOD	2006-07	0.00	260.00	332.00	592.00	0.00	2.00	2.56	2.28		130.00	129.91	259.90
AHEM	2002-03	311.00	838.00	745.00	1,583.00	1.91	3.00	3.50	3.25	162.83	279.33	212.86	487.08
AHEM	2003-04	249.00	811.00	821.00	1,632.00	1.83	3.00	3.58	3.29	136.07	270.33	229.33	496.05
AHEM	2004-05	245.00	825.00	679.00	1,504.00	1.69	3.00	3.00	3.00	144.97	275.00	226.33	501.33
AHEM	2005-06	286.00	970.00	930.00	1,900.00	1.91	3.29	4.08	3.69	149.74	294.46	227.94	515.32

FERRIS STATE UNIVERSITY

Student Credit Hours (SCH), Full Time Equated Faculty (FTEF) and SCH/FTEF Aggregated by Course Prefix within College and Department

Prefix	Year	<u>Student Credit Hours</u>				<u>Full Time Equated Faculty</u>				<u>SCH/FTEF</u>			
		Summer	Fall	Winter	F + W (a)	Summer	Fall	Winter	Avg F + W (b)	Summer	Fall	Winter	F + W (a / b)
<u>College of Technology</u>													
<u>Automotive</u>													
AHEM	2006-07	304.00	882.00	960.00	1,842.00	1.97	3.50	4.69	4.10	154.31	252.00	204.50	449.57
AUTO	2002-03	370.00	2,051.00	1,979.00	4,030.00	3.84	13.63	14.10	13.86	96.35	150.53	140.33	290.69
AUTO	2003-04	254.00	2,745.00	2,691.00	5,436.00	2.67	15.00	15.75	15.38	95.13	183.00	170.86	353.56
AUTO	2004-05	384.00	3,028.00	2,913.00	5,941.00	3.51	18.00	19.05	18.52	109.40	168.22	152.95	320.74
AUTO	2005-06	564.00	2,842.00	2,717.00	5,559.00	6.50	17.25	18.65	17.95	86.77	164.74	145.68	309.68
AUTO	2006-07	452.00	2,259.00	1,951.00	4,210.00	5.85	14.59	14.24	14.41	77.30	154.86	137.01	292.08
<u>Construction Tech-Mgmt</u>													
BCTM	2006-07	0.00	306.00	396.00	702.00	0.00	1.29	1.56	1.42		238.00	253.58	493.08
CETM	2006-07	0.00	96.00	183.00	279.00	0.00	0.65	0.83	0.74		148.21	220.40	377.53
CONM	2006-07	0.00	2,371.00	2,380.00	4,751.00	0.00	8.34	10.32	9.33		284.41	230.56	509.23
<u>Construction Technology & Management</u>													
BCTM	2002-03	0.00	261.00	282.00	543.00	0.00	0.87	1.50	1.18		301.15	188.07	458.99
BCTM	2003-04	0.00	210.00	348.00	558.00	0.00	0.56	2.07	1.31		372.58	168.44	424.38
BCTM	2004-05	0.00	297.00	288.00	585.00	0.00	1.18	1.25	1.21		252.23	230.25	481.82
BCTM	2005-06	0.00	300.00	303.00	603.00	0.00	1.21	1.43	1.32		247.06	211.56	455.69
BCTM	2006-07	3.00	0.00	0.00	0.00	0.00	0.00	0.00	0.00				
CETM	2002-03	0.00	42.00	153.00	195.00	0.00	0.30	1.60	0.95		140.00	95.63	205.26
CETM	2003-04	0.00	36.00	171.00	207.00	0.00	0.27	0.76	0.52		132.00	223.60	399.04
CETM	2004-05	0.00	39.00	129.00	168.00	0.00	0.30	0.80	0.55		130.00	162.17	306.72
CETM	2005-06	0.00	79.00	170.00	249.00	0.00	0.64	0.91	0.77		124.14	187.00	322.24
CONM	2002-03	0.00	2,233.00	1,733.00	3,966.00	0.00	7.48	7.41	7.45		298.40	233.85	532.56

FERRIS STATE UNIVERSITY

Student Credit Hours (SCH), Full Time Equated Faculty (FTEF) and SCH/FTEF Aggregated by Course Prefix within College and Department

Prefix	Year	<u>Student Credit Hours</u>				<u>Full Time Equated Faculty</u>				<u>SCH/FTEF</u>			
		Summer	Fall	Winter	F + W (a)	Summer	Fall	Winter	Avg F + W (b)	Summer	Fall	Winter	F + W (a / b)
<u>College of Technology</u>													
<u>Construction Technology & Management</u>													
CONM	2003-04	0.00	2,298.00	1,940.00	4,238.00	0.00	8.40	7.52	7.96		273.48	257.86	532.21
CONM	2004-05	54.00	2,366.00	2,132.00	4,498.00	0.66	8.07	8.78	8.42	81.82	293.26	242.89	534.03
CONM	2005-06	64.00	2,615.00	2,262.00	4,877.00	0.66	8.98	10.62	9.80	96.97	291.29	213.02	497.75
CONM	2006-07	23.00	0.00	0.00	0.00	0.33	0.00	0.00	0.00	69.70			
<u>EET-CNS</u>													
ECNS	2006-07	0.00	241.00	311.00	552.00	0.00	1.56	2.13	1.84		154.98	145.81	299.35
EEET	2006-07	0.00	1,273.00	1,023.00	2,296.00	0.00	7.17	6.76	6.96		177.57	151.40	329.74
<u>Electronics/CNS</u>													
ECNS	2002-03	0.00	274.00	247.00	521.00	0.00	2.13	1.73	1.93		128.59	142.55	269.71
ECNS	2003-04	0.00	405.00	270.00	675.00	0.00	2.42	1.40	1.91		167.59	193.34	354.04
ECNS	2004-05	0.00	379.00	300.00	679.00	0.00	2.17	1.90	2.04		174.25	157.63	332.99
ECNS	2005-06	0.00	455.00	334.00	789.00	0.00	2.43	2.27	2.35		187.04	147.32	335.76
EEET	2002-03	108.00	1,143.00	1,365.00	2,508.00	0.67	5.90	8.78	7.34	161.19	193.58	155.47	341.58
EEET	2003-04	84.00	1,280.00	1,329.00	2,609.00	0.67	6.42	8.21	7.31	125.37	199.45	161.94	356.80
EEET	2004-05	92.00	1,230.00	1,228.00	2,458.00	0.67	6.64	6.27	6.46	137.31	185.10	195.95	380.74
EEET	2005-06	84.00	1,131.00	1,173.00	2,304.00	0.67	6.22	6.23	6.23	125.37	181.85	188.20	370.05
EEET	2006-07	112.00	0.00	0.00	0.00	0.67	0.00	0.00	0.00	167.16			
<u>HVACR</u>													
HVAC	2002-03	96.00	1,381.00	1,163.00	2,544.00	0.67	5.85	7.69	6.77	143.28	236.01	151.29	375.81
HVAC	2003-04	140.00	1,435.00	1,146.00	2,581.00	1.08	6.95	7.00	6.97	129.63	206.50	163.79	370.15
HVAC	2004-05	112.00	1,485.00	1,202.00	2,687.00	0.75	7.19	6.66	6.92	149.33	206.61	180.48	388.08

FERRIS STATE UNIVERSITY

Student Credit Hours (SCH), Full Time Equated Faculty (FTEF) and SCH/FTEF Aggregated by Course Prefix within College and Department

Prefix	Year	<u>Student Credit Hours</u>				<u>Full Time Equated Faculty</u>				<u>SCH/FTEF</u>			
		Summer	Fall	Winter	F + W (a)	Summer	Fall	Winter	Avg F + W (b)	Summer	Fall	Winter	F + W (a / b)
<u>College of Technology</u>													
<u>HVACR</u>													
HVAC	2005-06	166.00	1,547.00	1,195.00	2,742.00	0.83	8.05	8.64	8.34	200.00	192.25	138.31	328.65
HVAC	2006-07	310.00	0.00	0.00	0.00	1.83	0.00	0.00	0.00	169.40			
<u>HVARC</u>													
HVAC	2006-07	0.00	1,629.00	1,550.00	3,179.00	0.00	11.84	10.87	11.36		137.58	142.58	279.96
<u>Heavy Equipment</u>													
HEQK	2002-03	106.00	0.00	0.00	0.00	1.16	0.00	0.00	0.00	91.38			
HEQT	2002-03	96.00	714.00	714.00	1,428.00	0.67	5.20	5.24	5.22	143.28	137.18	136.34	273.52
HEQT	2003-04	112.00	576.00	560.00	1,136.00	0.67	4.16	5.92	5.04	167.16	138.40	94.67	225.45
HEQT	2004-05	72.00	662.00	538.00	1,200.00	0.67	4.19	2.78	3.49	107.46	158.05	193.21	344.18
HEQT	2005-06	112.00	784.00	502.00	1,286.00	0.67	4.35	2.62	3.49	167.16	180.15	191.27	368.66
HEQT	2006-07	92.00	612.00	467.00	1,079.00	0.67	4.10	2.62	3.36	137.31	149.10	177.94	320.69
HSET	2002-03	68.00	356.00	180.00	536.00	0.67	1.63	1.26	1.45	101.49	218.63	142.49	370.73
HSET	2003-04	44.00	168.00	132.00	300.00	0.30	1.00	0.97	0.99	146.67	168.31	135.47	304.17
HSET	2004-05	36.00	148.00	216.00	364.00	0.25	1.14	1.80	1.47	144.00	129.66	120.30	247.88
HSET	2005-06	40.00	172.00	188.00	360.00	0.28	0.98	1.55	1.26	142.86	175.87	121.65	285.32
HSET	2006-07	48.00	236.00	284.00	520.00	0.67	1.41	1.55	1.48	71.64	167.94	183.76	352.45
<u>Manufacturing Eng Tech</u>													
MATL	2006-07	0.00	529.00	316.00	845.00	0.00	1.62	0.95	1.28		327.48	332.63	658.77
MFGE	2006-07	0.00	1,325.00	1,192.00	2,517.00	0.00	6.84	6.49	6.66		193.85	183.56	377.68
MFGT	2006-07	0.00	541.00	482.00	1,023.00	0.00	4.25	4.24	4.24		127.41	113.73	241.15

FERRIS STATE UNIVERSITY

Student Credit Hours (SCH), Full Time Equated Faculty (FTEF) and SCH/FTEF Aggregated by Course Prefix within College and Department

Prefix	Year	<u>Student Credit Hours</u>				<u>Full Time Equated Faculty</u>				<u>SCH/FTEF</u>			
		Summer	Fall	Winter	F + W (a)	Summer	Fall	Winter	Avg F + W (b)	Summer	Fall	Winter	F + W (a / b)
<u>College of Technology</u>													
<u>Manufacturing Engineering Technology</u>													
MATL	2002-03	0.00	341.00	236.00	577.00	0.00	1.00	1.00	1.00		341.00	236.00	577.00
MATL	2003-04	0.00	540.00	309.00	849.00	0.00	1.20	1.08	1.14		450.00	285.23	743.65
MATL	2004-05	57.00	515.00	232.00	747.00	0.25	1.40	0.88	1.14	228.00	367.86	263.30	654.94
MATL	2005-06	0.00	509.00	230.00	739.00	0.00	1.40	0.97	1.19		363.57	236.15	622.59
MFGE	2002-03	288.00	1,490.00	1,186.00	2,676.00	1.50	6.08	5.53	5.81	192.00	244.93	214.47	460.85
MFGE	2003-04	170.00	1,334.00	1,097.00	2,431.00	1.20	5.96	5.83	5.89	141.67	223.70	188.27	412.38
MFGE	2004-05	162.00	1,229.00	1,120.00	2,349.00	1.17	5.64	5.70	5.67	138.46	217.91	196.53	414.33
MFGE	2005-06	180.00	1,255.00	1,221.00	2,476.00	0.95	5.51	6.53	6.02	189.47	227.63	187.00	411.20
MFGE	2006-07	200.00	0.00	0.00	0.00	1.84	0.00	0.00	0.00	108.70			
MFGT	2002-03	0.00	775.00	686.00	1,461.00	0.00	5.25	5.64	5.44		147.71	121.73	268.51
MFGT	2003-04	0.00	656.00	580.00	1,236.00	0.00	5.50	5.55	5.52		119.37	104.50	223.80
MFGT	2004-05	0.00	644.00	614.00	1,258.00	0.00	5.08	5.25	5.16		126.79	116.95	243.58
MFGT	2005-06	2.00	683.00	582.00	1,265.00	0.00	3.71	5.51	4.61		184.01	105.69	274.45
MFGT	2006-07	3.00	0.00	0.00	0.00	0.00	0.00	0.00	0.00				
<u>Mechanical Design</u>													
CDTD	2002-03	0.00	656.00	515.00	1,171.00	0.00	3.55	4.16	3.85		184.79	123.80	303.76
CDTD	2003-04	0.00	710.00	579.00	1,289.00	0.00	3.62	3.80	3.71		196.38	152.55	347.86
CDTD	2004-05	0.00	555.00	489.00	1,044.00	0.00	3.67	4.00	3.84		151.36	122.15	272.23
CDTD	2005-06	0.00	554.00	490.00	1,044.00	0.00	3.62	3.84	3.73		153.23	127.72	280.19
CDTD	2006-07	0.00	475.00	421.00	896.00	0.00	3.64	4.34	3.99		130.49	97.00	224.56
ETEC	2002-03	0.00	318.00	138.00	456.00	0.00	1.23	0.50	0.86		259.28	276.00	528.25
ETEC	2003-04	0.00	288.00	144.00	432.00	0.00	1.26	0.59	0.93		228.43	242.25	465.72
ETEC	2004-05	0.00	342.00	96.00	438.00	0.00	1.25	0.67	0.96		273.60	144.00	457.04
ETEC	2005-06	0.00	279.00	147.00	426.00	0.00	1.23	0.89	1.06		226.69	164.55	401.11

FERRIS STATE UNIVERSITY

Student Credit Hours (SCH), Full Time Equated Faculty (FTEF) and SCH/FTEF Aggregated by Course Prefix within College and Department

Prefix	Year	<u>Student Credit Hours</u>				<u>Full Time Equated Faculty</u>				<u>SCH/FTEF</u>			
		Summer	Fall	Winter	F + W (a)	Summer	Fall	Winter	Avg F + W (b)	Summer	Fall	Winter	F + W (a / b)
<u>College of Technology</u>													
<u>Mechanical Design</u>													
ETEC	2006-07	0.00	264.00	108.00	372.00	0.00	1.44	0.79	1.12		183.33	135.87	332.91
MECH	2002-03	76.00	910.00	759.00	1,669.00	1.00	2.61	3.04	2.82	75.75	348.76	249.92	591.20
MECH	2003-04	40.00	864.00	795.00	1,659.00	0.27	3.67	3.24	3.45	148.15	235.64	245.18	480.23
MECH	2004-05	44.00	745.00	865.00	1,610.00	0.19	3.49	3.24	3.36	231.58	213.73	267.07	478.84
MECH	2005-06	68.00	716.00	686.00	1,402.00	0.39	2.87	3.15	3.01	174.36	249.77	217.78	466.04
MECH	2006-07	80.00	747.00	657.00	1,404.00	0.67	3.52	3.52	3.52	119.40	212.39	186.83	399.22
PDET	2002-03	120.00	225.00	516.00	741.00	0.67	0.97	2.59	1.78	180.00	232.76	198.99	416.33
PDET	2003-04	0.00	306.00	468.00	774.00	0.00	1.00	1.43	1.21		306.00	327.85	637.70
PDET	2004-05	87.00	365.00	425.00	790.00	0.25	1.38	2.51	1.95	348.00	264.31	169.25	405.95
PDET	2005-06	42.00	310.00	441.00	751.00	0.17	2.00	3.03	2.52	247.06	155.00	145.54	298.61
PDET	2006-07	0.00	315.00	281.00	596.00	0.00	2.52	2.75	2.63		125.00	102.18	226.19
<u>Plastics and Rubber</u>													
PLTS	2002-03	349.00	1,019.00	1,343.00	2,362.00	2.68	6.88	7.50	7.19	130.22	148.22	178.99	328.55
PLTS	2003-04	308.00	1,086.00	1,150.00	2,236.00	2.00	6.54	6.67	6.61	154.00	165.94	172.47	338.47
PLTS	2004-05	316.00	739.00	969.00	1,708.00	1.91	6.67	6.09	6.38	165.45	110.85	159.09	267.76
PLTS	2005-06	227.00	700.00	757.00	1,457.00	1.32	5.28	6.53	5.91	171.97	132.63	115.86	246.71
PLTS	2006-07	214.00	0.00	0.00	0.00	1.34	0.00	0.00	0.00	159.23			
RUBR	2002-03	72.00	160.00	205.00	365.00	1.34	2.00	1.92	1.96	53.73	80.00	106.96	186.38
RUBR	2003-04	76.00	150.00	118.00	268.00	0.49	1.36	1.50	1.43	155.10	110.66	78.56	187.56
RUBR	2004-05	56.00	94.00	100.00	194.00	0.37	1.22	1.64	1.43	151.35	76.91	61.11	135.73
RUBR	2005-06	32.00	95.00	85.00	180.00	0.22	1.61	1.36	1.49	145.45	58.97	62.33	121.02
RUBR	2006-07	24.00	0.00	0.00	0.00	1.34	0.00	0.00	0.00	17.91			

FERRIS STATE UNIVERSITY

Student Credit Hours (SCH), Full Time Equated Faculty (FTEF) and SCH/FTEF Aggregated by Course Prefix within College and Department

Prefix	Year	<u>Student Credit Hours</u>				<u>Full Time Equated Faculty</u>				<u>SCH/FTEF</u>			
		Summer	Fall	Winter	F + W (a)	Summer	Fall	Winter	Avg F + W (b)	Summer	Fall	Winter	F + W (a / b)
<u>College of Technology</u>													
<u>Plastics-Rubber</u>													
PLTS	2006-07	0.00	655.00	892.00	1,547.00	0.00	5.59	5.75	5.67		117.20	155.22	272.95
RUBR	2006-07	0.00	77.00	52.00	129.00	0.00	1.65	1.00	1.33		46.67	52.00	97.36
<u>Printing & Imaging Technology Mgmt</u>													
NMPP	2002-03	0.00	30.00	84.00	114.00	0.00	0.67	1.10	0.88		45.00	76.56	129.26
NMPP	2003-04	0.00	63.00	101.00	164.00	0.00	0.67	1.08	0.87		94.50	93.23	187.43
NMPP	2004-05	0.00	69.00	81.00	150.00	0.00	0.77	1.09	0.93		89.35	74.54	161.39
NMPP	2005-06	0.00	85.00	90.00	175.00	0.00	0.62	1.04	0.83		137.84	86.54	211.27
PHOT	2002-03	105.00	123.00	150.00	273.00	0.50	0.50	0.50	0.50	210.00	246.00	300.00	546.00
PHOT	2003-04	129.00	150.00	222.00	372.00	0.50	0.50	0.75	0.63	258.00	300.00	296.00	595.20
PHOT	2004-05	84.00	216.00	225.00	441.00	0.25	0.80	0.75	0.78	336.00	270.00	300.00	569.03
PHOT	2005-06	111.00	144.00	75.00	219.00	0.50	0.45	0.17	0.31	222.00	320.00	441.18	706.45
PHOT	2006-07	75.00	0.00	0.00	0.00	0.50	0.00	0.00	0.00	150.00			
PMGT	2002-03	58.00	154.00	165.00	319.00	0.67	2.00	2.08	2.04	86.57	77.00	79.33	156.37
PMGT	2003-04	62.00	204.00	189.00	393.00	0.67	2.33	2.43	2.38	92.54	87.43	77.82	165.06
PMGT	2004-05	130.00	186.00	173.00	359.00	0.92	2.23	1.00	1.61	141.30	83.46	173.00	222.39
PMGT	2005-06	76.00	186.00	310.00	496.00	0.67	1.67	1.51	1.59	113.43	111.27	205.95	312.26
PMGT	2006-07	102.00	0.00	0.00	0.00	0.67	0.00	0.00	0.00	152.24			
PTEC	2002-03	0.00	651.00	616.00	1,267.00	0.00	5.08	5.40	5.24		128.07	114.02	241.65
PTEC	2003-04	0.00	536.00	441.00	977.00	0.00	4.39	3.74	4.06		122.13	117.97	240.43
PTEC	2004-05	0.00	547.00	504.00	1,051.00	0.00	4.07	3.50	3.79		134.26	143.86	277.40
PTEC	2005-06	0.00	590.00	481.00	1,071.00	0.00	3.54	3.42	3.48		166.59	140.45	307.47
<u>Printing-Imaging Tech Mgmt</u>													

FERRIS STATE UNIVERSITY

Student Credit Hours (SCH), Full Time Equated Faculty (FTEF) and SCH/FTEF Aggregated by Course Prefix within College and Department

Prefix	Year	<u>Student Credit Hours</u>				<u>Full Time Equated Faculty</u>				<u>SCH/FTEF</u>			
		Summer	Fall	Winter	F + W (a)	Summer	Fall	Winter	Avg F + W (b)	Summer	Fall	Winter	F + W (a / b)
<u>College of Technology</u>													
<u>Printing-Imaging Tech Mgmt</u>													
NMPP	2006-07	0.00	175.00	119.00	294.00	0.00	1.36	1.13	1.24		128.57	105.78	236.51
PHOT	2006-07	0.00	141.00	147.00	288.00	0.00	0.35	0.42	0.39		399.06	350.00	744.83
PMGT	2006-07	0.00	151.00	192.00	343.00	0.00	1.33	1.42	1.38		113.53	135.21	249.45
PTEC	2006-07	0.00	345.00	451.00	796.00	0.00	2.92	4.45	3.68		118.33	101.46	216.29
<u>Surveying</u>													
SURE	2002-03	114.00	764.00	994.00	1,758.00	1.00	5.50	6.36	5.93	114.00	138.91	156.29	296.46
SURE	2003-04	3.00	673.00	966.00	1,639.00	0.00	5.33	6.15	5.74		126.19	157.11	285.49
SURE	2004-05	81.00	705.00	893.00	1,598.00	0.50	5.43	6.32	5.88	162.00	129.73	141.32	271.92
SURE	2005-06	93.00	797.00	1,107.00	1,904.00	0.52	5.35	6.49	5.92	177.91	148.85	170.51	321.43
SURE	2006-07	84.00	898.00	1,183.00	2,081.00	1.38	5.75	5.81	5.78	60.87	156.17	203.60	360.02
<u>Welding</u>													
WELD	2002-03	76.00	935.00	781.00	1,716.00	0.67	5.58	4.59	5.09	113.43	167.56	170.15	337.46
WELD	2003-04	124.00	1,132.00	828.00	1,960.00	0.84	4.69	5.92	5.31	147.62	241.34	139.86	369.45
WELD	2004-05	108.00	0.00	0.00	0.00	0.67	0.00	0.00	0.00	161.19			
<u>Welding Eng Tech</u>													
WELD	2006-07	0.00	1,090.00	842.00	1,932.00	0.00	5.69	5.80	5.74		191.56	145.17	336.29
<u>Welding Engineering Technology</u>													
WELD	2004-05	0.00	1,210.00	954.00	2,164.00	0.00	5.69	6.35	6.02		212.76	150.17	359.47
WELD	2005-06	116.00	1,300.00	940.00	2,240.00	0.67	4.76	5.73	5.24	173.13	273.32	163.97	427.11

FERRIS STATE UNIVERSITY

Student Credit Hours (SCH), Full Time Equated Faculty (FTEF) and SCH/FTEF Aggregated by Course Prefix within College and Department

Prefix	Year	<u>Student Credit Hours</u>				<u>Full Time Equated Faculty</u>				<u>SCH/FTEF</u>				
		Summer	Fall	Winter	F + W (a)	Summer	Fall	Winter	Avg F + W (b)	Summer	Fall	Winter	F + W (a / b)	
<u>College of Technology</u>														
<u>Welding Engineering Technology</u>														
WELD	2006-07	116.00	0.00	0.00	0.00	0.67	0.00	0.00	0.00	173.13				

FERRIS STATE UNIVERSITY

Student Credit Hours (SCH), Full Time Equated Faculty (FTEF) and SCH/FTEF Aggregated by Course Prefix within College and Department

Prefix	Year	<u>Student Credit Hours</u>				<u>Full Time Equated Faculty</u>				<u>SCH/FTEF</u>			
		Summer	Fall	Winter	F + W (a)	Summer	Fall	Winter	Avg F + W (b)	Summer	Fall	Winter	F + W (a / b)
<u>Kendall College of Art & Design</u>													
<u>Design Studies</u>													
KCDM	2002-03	0.00	102.00	123.00	225.00	0.00	1.17	1.33	1.25		87.43	92.48	180.24
KCDM	2003-04	18.00	144.00	144.00	288.00	0.79	1.34	1.34	1.34	22.91	107.87	107.87	215.73
KCDM	2004-05	18.00	132.00	135.00	267.00	1.00	1.34	1.14	1.23	18.00	98.88	118.94	216.19
KCDM	2005-06	30.00	126.00	153.00	279.00	1.00	1.16	0.96	1.06	30.00	108.15	158.55	261.97
KCDM	2006-07	24.00	0.00	0.00	0.00	0.22	0.00	0.00	0.00	109.09			
KCDS	2002-03	171.00	252.00	228.00	480.00	0.57	1.91	1.83	1.87	300.96	131.71	124.59	256.46
KCDS	2003-04	159.00	294.00	273.00	567.00	0.71	2.54	1.82	2.18	223.37	115.75	150.00	260.09
KCDS	2004-05	168.00	429.00	420.00	849.00	0.91	3.37	3.28	3.32	184.62	127.45	128.18	255.62
KCDS	2005-06	117.00	510.00	498.00	1,008.00	0.50	2.89	3.49	3.19	234.00	176.47	142.69	315.99
KCDS	2006-07	165.00	0.00	0.00	0.00	0.17	0.00	0.00	0.00	1,000.00			
KCFD	2002-03	10.00	204.00	228.00	432.00	0.00	2.50	2.58	2.54		81.60	88.37	170.08
KCFD	2003-04	9.00	204.00	246.00	450.00	0.75	2.25	3.17	2.71	12.00	90.67	77.73	166.20
KCFD	2004-05	0.00	177.00	192.00	369.00	0.00	2.19	2.30	2.25		80.66	83.48	164.20
KCFD	2005-06	6.00	186.00	168.00	354.00	0.00	2.25	2.30	2.27		82.67	73.04	155.60
KCFD	2006-07	6.00	0.00	0.00	0.00	0.00	0.00	0.00	0.00				
KCID	2002-03	144.00	969.00	936.00	1,905.00	2.25	6.79	7.58	7.18	64.00	142.74	123.54	265.23
KCID	2003-04	177.00	1,080.00	975.00	2,055.00	2.32	8.50	7.99	8.24	76.29	127.11	122.05	249.32
KCID	2004-05	249.00	1,194.00	1,158.00	2,352.00	6.72	9.09	9.54	9.32	37.06	131.29	121.38	252.44
KCID	2005-06	273.00	1,395.00	1,200.00	2,595.00	2.82	10.29	8.84	9.57	96.81	135.50	135.75	271.23
KCID	2006-07	264.00	0.00	0.00	0.00	1.73	0.00	0.00	0.00	153.04			
KCIL	2002-03	105.00	687.00	650.00	1,337.00	2.10	5.50	5.65	5.57	50.00	124.98	114.98	239.82
KCIL	2003-04	90.00	534.00	723.00	1,257.00	3.21	5.33	5.66	5.49	28.00	100.28	127.85	228.96
KCIL	2004-05	111.00	639.00	792.00	1,431.00	3.33	4.68	5.87	5.27	33.33	136.68	135.04	271.54
KCIL	2005-06	183.00	714.00	687.00	1,401.00	3.76	5.66	5.37	5.51	48.67	126.15	128.05	254.15
KCIL	2006-07	123.00	0.00	0.00	0.00	1.45	0.00	0.00	0.00	85.09			

FERRIS STATE UNIVERSITY

Student Credit Hours (SCH), Full Time Equated Faculty (FTEF) and SCH/FTEF Aggregated by Course Prefix within College and Department

Prefix	Year	<u>Student Credit Hours</u>				<u>Full Time Equated Faculty</u>				<u>SCH/FTEF</u>			
		Summer	Fall	Winter	F + W (a)	Summer	Fall	Winter	Avg F + W (b)	Summer	Fall	Winter	F + W (a / b)
<u>Kendall College of Art & Design</u>													
<u>Design Studies</u>													
KCIN	2002-03	3.00	246.00	387.00	633.00	1.00	2.12	3.65	2.88	3.00	116.13	106.03	219.47
KCIN	2003-04	18.00	321.00	387.00	708.00	1.33	2.66	3.65	3.16	13.53	120.68	106.03	224.41
KCIN	2004-05	0.00	336.00	420.00	756.00	0.00	2.99	4.13	3.56		112.37	101.82	212.51
KCIN	2005-06	18.00	321.00	366.00	687.00	0.33	2.83	4.30	3.56	54.55	113.63	85.12	192.84
KCIN	2006-07	3.00	0.00	0.00	0.00	0.00	0.00	0.00	0.00				
KCMJ	2002-03	0.00	0.00	84.00	84.00	0.00	0.00	1.00	0.50			84.00	168.00
KCMJ	2003-04	27.00	96.00	108.00	204.00	0.67	1.33	1.81	1.57	40.30	72.18	59.67	129.94
KCMJ	2004-05	0.00	144.00	147.00	291.00	0.00	1.77	2.17	1.97		81.36	67.74	147.72
KCMJ	2005-06	0.00	150.00	141.00	291.00	0.00	2.33	3.47	2.90		64.52	40.63	100.43
KCMJ	2006-07	33.00	0.00	0.00	0.00	0.64	0.00	0.00	0.00	51.56			
KCVC	2002-03	199.00	1,965.00	1,761.00	3,726.00	3.96	17.15	17.98	17.57	50.19	114.56	97.94	212.11
KCVC	2003-04	252.00	2,001.00	1,743.00	3,744.00	5.33	19.32	18.30	18.81	47.28	103.57	95.25	199.04
KCVC	2004-05	138.00	1,701.00	1,569.00	3,270.00	4.10	18.64	17.67	18.15	33.66	91.25	88.81	180.12
KCVC	2005-06	261.00	2,019.00	1,929.00	3,948.00	7.24	18.98	18.98	18.98	36.03	106.38	101.63	208.01
KCVC	2006-07	282.00	0.00	0.00	0.00	7.30	0.00	0.00	0.00	38.63			
<u>Fine Arts/Foundation</u>													
KCED	2002-03	45.00	36.00	91.00	127.00	0.17	0.44	0.77	0.60	272.73	81.82	118.18	209.92
KCED	2003-04	8.00	32.00	35.00	67.00	0.44	0.44	0.41	0.43	18.18	72.73	84.85	157.18
KCED	2004-05	0.00	46.00	34.00	80.00	0.00	1.44	0.37	0.90		31.94	92.29	88.47
KCED	2005-06	0.00	44.00	30.00	74.00	0.00	0.87	1.00	0.93		50.83	30.00	79.33
KCFA	2002-03	78.00	1,110.00	1,123.00	2,233.00	2.33	10.12	11.27	10.70	33.48	109.65	99.63	208.74
KCFA	2003-04	88.00	1,008.00	1,251.00	2,259.00	3.33	9.98	10.06	10.02	26.43	101.02	124.37	225.48
KCFA	2004-05	84.00	1,245.00	1,383.00	2,628.00	0.99	11.62	11.89	11.75	84.56	107.13	116.36	223.59
KCFA	2005-06	123.00	1,146.00	1,203.00	2,349.00	3.46	11.92	13.01	12.47	35.60	96.12	92.44	188.40

FERRIS STATE UNIVERSITY

Student Credit Hours (SCH), Full Time Equated Faculty (FTEF) and SCH/FTEF Aggregated by Course Prefix within College and Department

Prefix	Year	<u>Student Credit Hours</u>				<u>Full Time Equated Faculty</u>				<u>SCH/FTEF</u>			
		Summer	Fall	Winter	F + W (a)	Summer	Fall	Winter	Avg F + W (b)	Summer	Fall	Winter	F + W (a / b)
<u>Kendall College of Art & Design</u>													
<u>Fine Arts/Foundation</u>													
KCFA	2006-07	96.00	0.00	0.00	0.00	2.29	0.00	0.00	0.00	41.89			
KCFN	2002-03	6.00	1,212.00	678.00	1,890.00	0.17	8.86	5.05	6.95	36.36	136.85	134.39	271.91
KCFN	2003-04	15.00	1,404.00	918.00	2,322.00	0.33	8.98	5.43	7.20	45.45	156.32	169.14	322.29
KCFN	2004-05	21.00	1,359.00	882.00	2,241.00	4.55	8.69	5.99	7.34	4.62	156.42	147.13	305.25
KCFN	2005-06	36.00	1,425.00	1,143.00	2,568.00	1.00	8.97	7.89	8.43	36.00	158.93	144.94	304.78
KCFN	2006-07	30.00	0.00	0.00	0.00	0.38	0.00	0.00	0.00	79.55			
KCPH	2005-06	0.00	72.00	45.00	117.00	0.00	0.67	0.66	0.66		108.27	68.18	176.60
KCSF	2005-06	33.00	0.00	111.00	111.00	0.07	0.00	0.66	0.33	440.00		169.47	338.93
<u>Liberal Arts & Sciences</u>													
KCAH	2002-03	207.00	1,212.00	1,191.00	2,403.00	2.50	4.00	3.99	4.00	82.80	303.25	298.25	601.50
KCAH	2003-04	93.00	1,305.00	1,200.00	2,505.00	1.30	4.57	3.80	4.19	71.54	285.35	315.51	598.09
KCAH	2004-05	186.00	1,281.00	1,260.00	2,541.00	1.49	3.83	4.08	3.96	124.83	334.46	308.82	642.48
KCAH	2005-06	291.00	1,521.00	1,363.00	2,884.00	3.01	5.42	5.21	5.31	96.78	280.88	261.50	542.75
KCAH	2006-07	159.00	0.00	0.00	0.00	4.10	0.00	0.00	0.00	38.78			
KCHP	2003-04	0.00	0.00	48.00	48.00	0.00	0.00	0.33	0.17			144.00	288.00
KCHP	2004-05	24.00	21.00	36.00	57.00	0.50	0.25	0.50	0.38	48.00	84.00	72.00	152.00
KCHP	2005-06	12.00	18.00	24.00	42.00	0.67	0.33	0.55	0.44	18.00	54.55	43.45	95.20
KCHU	2002-03	237.00	1,113.00	963.00	2,076.00	1.15	5.75	5.00	5.38	206.41	193.51	192.54	386.11
KCHU	2003-04	306.00	1,119.00	1,050.00	2,169.00	2.23	5.67	5.61	5.64	137.53	197.53	187.11	384.69
KCHU	2004-05	240.00	1,089.00	816.00	1,905.00	2.91	6.35	6.05	6.20	82.38	171.59	134.95	307.42
KCHU	2005-06	333.00	1,114.00	867.00	1,981.00	1.68	6.55	5.20	5.88	198.21	170.11	166.68	337.18
KCHU	2006-07	297.00	0.00	0.00	0.00	5.43	0.00	0.00	0.00	54.68			
KCSC	2002-03	51.00	162.00	183.00	345.00	0.50	0.50	1.00	0.75	102.00	324.00	183.00	460.00

FERRIS STATE UNIVERSITY

Student Credit Hours (SCH), Full Time Equated Faculty (FTEF) and SCH/FTEF Aggregated by Course Prefix within College and Department

Prefix	Year	<u>Student Credit Hours</u>				<u>Full Time Equated Faculty</u>				<u>SCH/FTEF</u>			
		Summer	Fall	Winter	F + W (a)	Summer	Fall	Winter	Avg F + W (b)	Summer	Fall	Winter	F + W (a / b)
<u>Kendall College of Art & Design</u>													
<u>Liberal Arts & Sciences</u>													
KCSC	2003-04	45.00	354.00	519.00	873.00	0.40	1.50	2.80	2.15	112.50	236.00	185.36	406.05
KCSC	2004-05	117.00	414.00	399.00	813.00	1.35	2.34	2.00	2.17	86.98	177.18	199.50	374.94
KCSC	2005-06	99.00	348.00	366.00	714.00	1.00	1.59	2.06	1.83	99.00	218.87	177.67	391.23
KCSC	2006-07	70.00	0.00	0.00	0.00	1.68	0.00	0.00	0.00	41.74			
KCSS	2002-03	102.00	495.00	603.00	1,098.00	1.33	2.41	2.99	2.70	76.69	205.54	201.78	406.92
KCSS	2003-04	183.00	597.00	609.00	1,206.00	2.65	3.59	3.15	3.37	69.19	166.53	193.35	358.14
KCSS	2004-05	144.00	621.00	729.00	1,350.00	4.48	4.03	4.70	4.36	32.16	154.22	155.11	309.40
KCSS	2005-06	222.00	609.00	549.00	1,158.00	1.66	3.16	3.69	3.42	133.47	192.82	148.72	338.11
KCSS	2006-07	210.00	0.00	0.00	0.00	2.05	0.00	0.00	0.00	102.36			

FERRIS STATE UNIVERSITY

Student Credit Hours (SCH), Full Time Equated Faculty (FTEF) and SCH/FTEF Aggregated by Course Prefix within College and Department

Prefix	Year	<u>Student Credit Hours</u>				<u>Full Time Equated Faculty</u>				<u>SCH/FTEF</u>			
		Summer	Fall	Winter	F + W (a)	Summer	Fall	Winter	Avg F + W (b)	Summer	Fall	Winter	F + W (a / b)
<u>Kendall College of Art-Design</u>													
<u>Design Studies</u>													
KCDM	2006-07	0.00	135.00	204.00	339.00	0.00	1.33	1.93	1.63		101.50	105.97	208.29
KCDS	2006-07	0.00	462.00	447.00	909.00	0.00	2.83	3.90	3.37		163.25	114.52	270.00
KCFD	2006-07	0.00	210.00	231.00	441.00	0.00	2.58	2.50	2.54		81.40	92.40	173.62
KCHP	2006-07	0.00	15.00	9.00	24.00	0.00	0.33	0.11	0.22		45.00	81.82	108.27
KCID	2006-07	0.00	1,287.00	1,152.00	2,439.00	0.00	8.87	9.61	9.24		145.10	119.88	263.96
KCIL	2006-07	0.00	642.00	570.00	1,212.00	0.00	6.70	5.21	5.95		95.82	109.48	203.58
KCIN	2006-07	0.00	384.00	504.00	888.00	0.00	3.31	5.13	4.22		116.01	98.25	210.43
KVCV	2006-07	0.00	1,932.00	1,857.00	3,789.00	0.00	19.52	20.15	19.84		98.95	92.17	191.01
KDES	2006-07	0.00	0.00	48.00	48.00	0.00	0.00	0.58	0.29			82.29	164.57
<u>Fine Arts-Foundation</u>													
KCED	2006-07	0.00	87.00	81.00	168.00	0.00	1.57	0.87	1.22		55.36	93.27	137.71
KCFA	2006-07	0.00	654.00	669.00	1,323.00	0.00	6.85	5.65	6.25		95.47	118.51	211.75
KCFN	2006-07	0.00	1,614.00	1,209.00	2,823.00	0.00	11.35	9.24	10.29		142.23	130.90	274.30
KCMJ	2006-07	0.00	123.00	159.00	282.00	0.00	2.33	2.66	2.49		52.79	59.85	113.10
KCPA	2006-07	0.00	198.00	228.00	426.00	0.00	1.13	2.50	1.81		175.50	91.20	234.83
KCPH	2006-07	0.00	300.00	363.00	663.00	0.00	2.75	3.13	2.94		109.29	115.95	225.68
KCSF	2006-07	0.00	195.00	273.00	468.00	0.00	2.94	3.60	3.27		66.24	75.83	143.04

FERRIS STATE UNIVERSITY

Student Credit Hours (SCH), Full Time Equated Faculty (FTEF) and SCH/FTEF Aggregated by Course Prefix within College and Department

Prefix	Year	<u>Student Credit Hours</u>				<u>Full Time Equated Faculty</u>				<u>SCH/FTEF</u>			
		Summer	Fall	Winter	F + W (a)	Summer	Fall	Winter	Avg F + W (b)	Summer	Fall	Winter	F + W (a / b)
<u>Kendall College of Art-Design</u>													
<u>Liberal Arts-Sci-Arts History</u>													
KCAH	2006-07	0.00	1,480.00	1,341.00	2,821.00	0.00	5.32	5.53	5.43		278.02	242.56	519.91
KCHP	2006-07	0.00	0.00	6.00	6.00	0.00	0.00	0.11	0.06			54.55	109.09
KCHU	2006-07	0.00	1,100.00	921.00	2,021.00	0.00	7.54	4.54	6.04		145.82	202.79	334.46
KCSC	2006-07	0.00	354.00	357.00	711.00	0.00	1.99	2.16	2.07		178.04	165.28	342.79
KCSS	2006-07	0.00	648.00	555.00	1,203.00	0.00	3.56	3.87	3.71		182.19	143.54	324.12

FERRIS STATE UNIVERSITY

Student Credit Hours (SCH), Full Time Equated Faculty (FTEF) and SCH/FTEF Aggregated by Course Prefix within College and Department

Prefix	Year	<u>Student Credit Hours</u>				<u>Full Time Equated Faculty</u>				<u>SCH/FTEF</u>			
		Summer	Fall	Winter	F + W (a)	Summer	Fall	Winter	Avg F + W (b)	Summer	Fall	Winter	F + W (a / b)
<u>Michigan College of Optometry</u>													
<u>MI College of Optometry</u>													
OPTM	2006-07	0.00	2,459.00	2,432.00	4,891.00	0.00	17.60	19.26	18.43		139.76	126.28	265.42

FERRIS STATE UNIVERSITY

Student Credit Hours (SCH), Full Time Equated Faculty (FTEF) and SCH/FTEF Aggregated by Course Prefix within College and Department

Prefix	Year	<u>Student Credit Hours</u>				<u>Full Time Equated Faculty</u>				<u>SCH/FTEF</u>			
		Summer	Fall	Winter	F + W (a)	Summer	Fall	Winter	Avg F + W (b)	Summer	Fall	Winter	F + W (a / b)
<u>University College</u>													
<u>Developmental Programs & Curriculum</u>													
CARE	2002-03	0.00	478.00	156.00	634.00	0.00	1.50	0.10	0.80		318.67	1,560.00	792.50
CARE	2003-04	0.00	375.00	165.00	540.00	0.00	1.28	1.05	1.16		293.86	157.14	464.29
CARE	2004-05	0.00	270.00	120.00	390.00	0.00	0.99	0.67	0.83		273.42	180.00	471.54
CARE	2005-06	0.00	258.00	111.00	369.00	0.00	0.85	0.67	0.76		303.53	166.50	486.59
DIST	2002-03	5.00	28.00	36.00	64.00	0.00	0.14	0.27	0.21		200.00	132.79	311.35
DIST	2003-04	3.00	39.00	17.00	56.00	0.00	0.24	0.22	0.23		162.50	76.50	242.31
DIST	2004-05	0.00	35.00	31.00	66.00	0.00	0.08	0.08	0.08		437.50	387.50	825.00
DIST	2005-06	0.00	16.00	43.00	59.00	0.00	0.06	0.08	0.07		256.00	537.50	828.07
DIST	2006-07	3.00	0.00	0.00	0.00	0.00	0.00	0.00	0.00				
FSUH	2003-04	0.00	34.00	48.00	82.00	0.00	1.06	0.48	0.77		32.22	99.31	106.59
FSUH	2004-05	0.00	28.00	41.00	69.00	0.00	0.00	0.43	0.21			95.37	321.00
FSUS	2002-03	6.00	1,800.00	184.00	1,984.00	0.08	8.32	1.18	4.75	72.73	216.28	156.37	417.71
FSUS	2003-04	0.00	1,926.00	145.00	2,071.00	0.00	8.26	0.97	4.62		233.15	149.48	448.71
FSUS	2004-05	0.00	1,512.00	143.00	1,655.00	0.00	6.96	0.70	3.83		217.33	203.64	432.15
FSUS	2005-06	0.00	1,759.00	221.00	1,980.00	0.00	7.80	0.82	4.31		225.64	269.51	459.62
FSUS	2006-07	1.00	0.00	0.00	0.00	0.00	0.00	0.00	0.00				
HNRS	2003-04	0.00	196.00	0.00	196.00	0.00	0.32	0.00	0.16		612.50		1,225.00
HNRS	2004-05	0.00	200.00	0.00	200.00	0.00	0.40	0.00	0.20		500.00		1,000.00
HNRS	2005-06	0.00	212.00	0.00	212.00	0.00	0.54	0.00	0.27		391.56		783.11
IEPG	2002-03	228.00	420.00	208.00	628.00	2.75	4.00	4.00	4.00	82.91	105.00	52.00	157.00
IEPG	2003-04	284.00	260.00	224.00	484.00	2.75	3.33	3.75	3.54	103.27	78.08	59.73	136.72
IEPG	2004-05	144.00	248.00	188.00	436.00	2.75	2.00	2.25	2.13	52.36	124.00	83.56	205.18
IEPG	2005-06	152.00	156.00	88.00	244.00	2.00	2.00	1.00	1.50	76.00	78.00	88.00	162.67
IEPG	2006-07	12.00	0.00	0.00	0.00	0.00	0.00	0.00	0.00				

FERRIS STATE UNIVERSITY

Student Credit Hours (SCH), Full Time Equated Faculty (FTEF) and SCH/FTEF Aggregated by Course Prefix within College and Department

Prefix	Year	<u>Student Credit Hours</u>				<u>Full Time Equated Faculty</u>				<u>SCH/FTEF</u>			
		Summer	Fall	Winter	F + W (a)	Summer	Fall	Winter	Avg F + W (b)	Summer	Fall	Winter	F + W (a / b)
<u>University College</u>													
<u>Developmental Programs & Curriculum</u>													
NASE	2002-03	0.00	45.00	24.00	69.00	0.00	0.00	0.00	0.00				
NASE	2003-04	0.00	45.00	30.00	75.00	0.00	0.00	0.00	0.00				
NASE	2004-05	12.00	122.00	93.00	215.00	0.00	0.00	0.00	0.00				
NASE	2005-06	12.00	42.00	0.00	42.00	0.00	0.00	0.00	0.00				
ORSA	2002-03	6.00	30.00	66.00	96.00	0.00	0.00	0.00	0.00				
ORSA	2003-04	0.00	0.00	90.00	90.00	0.00	0.00	0.00	0.00				
ORSA	2004-05	12.00	24.00	52.00	76.00	0.00	0.00	0.00	0.00				
ORSA	2005-06	6.00	26.00	0.00	26.00	0.00	0.00	0.00	0.00				
ORSA	2006-07	27.00	0.00	0.00	0.00	0.00	0.00	0.00	0.00				
READ	2002-03	18.00	1,290.00	417.00	1,707.00	0.25	4.55	2.67	3.61	72.73	283.52	156.38	473.07
READ	2003-04	0.00	1,392.00	348.00	1,740.00	0.00	5.05	2.57	3.81		275.64	135.58	456.89
READ	2004-05	0.00	1,068.00	261.00	1,329.00	0.00	4.66	2.47	3.56		229.42	105.81	373.22
READ	2005-06	0.00	1,230.00	408.00	1,638.00	0.00	3.99	2.75	3.37		308.46	148.36	486.23
UNCP	2002-03	0.00	205.00	73.00	278.00	0.00	0.68	0.77	0.72		302.68	94.81	384.17
UNCP	2003-04	0.00	270.00	83.00	353.00	0.00	1.18	0.89	1.03		229.77	93.14	341.69
UNCP	2004-05	0.00	359.00	60.00	419.00	0.00	1.36	0.38	0.87		264.32	156.98	481.49
UNCP	2005-06	0.00	120.00	26.00	146.00	0.00	0.40	0.19	0.30		300.00	136.05	493.98
UNIV	2002-03	0.00	124.00	60.00	184.00	0.00	0.51	0.67	0.59		243.14	89.55	311.86
UNIV	2003-04	0.00	48.00	40.00	88.00	0.00	0.34	0.50	0.42		142.37	80.00	210.24
UNIV	2004-05	0.00	66.00	46.00	112.00	0.00	0.34	0.22	0.28		195.76	207.00	400.45
UNIV	2005-06	0.00	255.00	74.00	329.00	0.00	1.04	0.47	0.76		245.19	156.71	435.12
<u>Developmental Progs-Curr</u>													
CARE	2006-07	0.00	267.00	60.00	327.00	0.00	0.58	0.25	0.42		458.37	240.00	785.59

FERRIS STATE UNIVERSITY

Student Credit Hours (SCH), Full Time Equated Faculty (FTEF) and SCH/FTEF Aggregated by Course Prefix within College and Department

Prefix	Year	<u>Student Credit Hours</u>				<u>Full Time Equated Faculty</u>				<u>SCH/FTEF</u>			
		Summer	Fall	Winter	F + W (a)	Summer	Fall	Winter	Avg F + W (b)	Summer	Fall	Winter	F + W (a / b)
<u>University College</u>													
<u>Developmental Progs-Curr</u>													
DIST	2006-07	0.00	24.00	40.00	64.00	0.00	0.00	0.11	0.06			360.00	1,152.00
FSUS	2006-07	0.00	1,427.00	188.00	1,615.00	0.00	7.00	0.91	3.96	203.74	206.59	408.14	
HNRS	2006-07	0.00	191.00	0.00	191.00	0.00	0.54	0.00	0.27	354.56		709.13	
IEPG	2006-07	0.00	12.00	0.00	12.00	0.00	0.00	0.00	0.00				
NASE	2006-07	0.00	44.00	58.00	102.00	0.00	0.00	0.00	0.00				
ORSA	2006-07	0.00	0.00	13.00	13.00	0.00	0.00	0.00	0.00				
READ	2006-07	0.00	1,161.00	327.00	1,488.00	0.00	3.80	2.67	3.23	305.53	122.63	460.21	
UNCP	2006-07	0.00	174.00	30.00	204.00	0.00	0.61	0.16	0.39	282.93	187.50	526.45	
UNIV	2006-07	0.00	136.00	53.00	189.00	0.00	0.66	0.38	0.52	206.06	138.66	362.69	

FERRIS STATE UNIVERSITY

Ranked Listing of Student Credit Hours (SCH) / Full Time Equated Faculty (FTEF) Aggregated by College Fall + Winter Semesters 2006-2007

College	Student Credit Hours/ Full Time Equated Faculty
College of Business	576.41
College of Arts and Sciences	572.31
College of Allied Health	487.50
University College	475.68
College of Education-Human Ser	407.46
College of Pharmacy	369.67
College of Prof-Tech Studies	360.53
College of Technology	335.50
Michigan College of Optometry	265.42
Kendall College of Art-Design	247.67
College of Allied Health Sciences	

FERRIS STATE UNIVERSITY

Ranked Listing of Student Credit Hours (SCH) / Full Time Equated Faculty (FTEF) Aggregated by Department Fall + Winter Semesters 2006-2007

Department	Student Credit Hours/ Full Time Equated Faculty (SCH/FTEF)
Physical Sciences	761.72
Management	644.66
Social Sciences Dept	600.54
Account, Finance, Info Systems	589.42
Dental Hygiene-Medical Imaging	588.12
Humanities	585.42
Biology	584.14
Mathematics	577.05
Marketing	513.23
Construction Tech-Mgmt	498.76
Developmental Progs-Curr	475.68
Clinical Lab-Resp Care-Hlth Ad	465.50
Recreation, Leisure Serv-Well	462.78

FERRIS STATE UNIVERSITY

Ranked Listing of Student Credit Hours (SCH) / Full Time Equated Faculty (FTEF) Aggregated by Department Fall + Winter Semesters 2006-2007

Department	Student Credit Hours/ Full Time Equated Faculty (SCH/FTEF)
Languages and Literature	460.67
Sports, Entertain, Hospt. Mgmt	447.40
Criminal Justice	441.03
School of Nursing	431.71
Arch Tech-Facilities Mgmt	403.80
School of Education Dept	395.87
Liberal Arts-Sci-Arts History	390.66
Pharmacy	369.67
Professional-Tech Studies	360.53
Surveying	360.02
Manufacturing Eng Tech	359.74
Coll of Business Graduate Prog	358.44
Welding Eng Tech	336.29

FERRIS STATE UNIVERSITY

Ranked Listing of Student Credit Hours (SCH) / Full Time Equated Faculty (FTEF) Aggregated by Department Fall + Winter Semesters 2006-2007

Department	Student Credit Hours/ Full Time Equated Faculty (SCH/FTEF)
Heavy Equipment	330.37
EET-CNS	323.38
Automotive	319.60
Mechanical Design	290.25
HVARC	279.96
Television Production	273.83
MI College of Optometry	265.42
Printing-Imaging Tech Mgmt	257.44
Plastics-Rubber	239.68
Fine Arts-Foundation	217.60
Design Studies	213.31
Architectural Tech & Facilities Mgmt	

FERRIS STATE UNIVERSITY

Ranked Listing of Student Credit Hours (SCH) / Full Time Equated Faculty (FTEF) Aggregated by Course Prefix Fall + Winter Semesters 2006-2007

Course Description	Course Prefix	Student Credit Hours/ Full Time Equated Faculty (SCH/FTEF)
American Studies	AMST	2,250.00
Directed Studies	DIST	1,152.00
Pharmacy Administration	PHAD	1,134.11
Social Sciences	SSCI	1,064.67
Film	FILM	1,011.79
Pharmaceutics	PHAR	889.02
Hospitality Management	HOMT	880.00
Physical Science	PHSC	864.00
Humanities	HUMN	852.63
Economics	ECON	832.42
Art History	ARTH	827.93
Chemistry	CHEM	792.71
Career Exploration	CARE	785.59
Sociology	SOCY	762.07

FERRIS STATE UNIVERSITY

Ranked Listing of Student Credit Hours (SCH) / Full Time Equated Faculty (FTEF) Aggregated by Course Prefix Fall + Winter Semesters 2006-2007

Course Description	Course Prefix	Student Credit Hours/ Full Time Equated Faculty (SCH/FTEF)
Pharmacology	PHCL	760.69
Management	MGMT	749.19
Photography	PHOT	744.83
Physics	PHYS	744.82
Political Science	PLSC	735.74
Anthropology	ANTH	732.00
History	HIST	719.13
Accountancy	ACCT	714.33
Honors	HNRS	709.13
Geography	GEOG	687.50
Retailing	RETG	681.00
Pharmaceutical Chemistry	PHCH	663.75
Metallurgy	MATL	658.77
Geology	GEOL	655.50

FERRIS STATE UNIVERSITY

Ranked Listing of Student Credit Hours (SCH) / Full Time Equated Faculty (FTEF) Aggregated by Course Prefix Fall + Winter Semesters 2006-2007

Course Description	Course Prefix	Student Credit Hours/ Full Time Equated Faculty (SCH/FTEF)
Radiography	RADI	638.44
Nuclear Medicine	NUCM	628.14
Biology	BIOL	626.85
Business Law	BLAW	625.31
Astronomy	ASTR	621.82
Finance	FINC	617.27
Marketing	MKTG	617.20
Dental Hygiene	DHYG	612.97
Spanish	SPAN	601.20
Psychology	PSYC	596.92
Mathematics	MATH	585.24
Restaurant and Food Industry Management	RFIM	580.75
Communication Honors	COMH	579.00
Professional Tennis Management	PTMG	575.76

FERRIS STATE UNIVERSITY

Ranked Listing of Student Credit Hours (SCH) / Full Time Equated Faculty (FTEF) Aggregated by Course Prefix Fall + Winter Semesters 2006-2007

Course Description	Course Prefix	Student Credit Hours/ Full Time Equated Faculty (SCH/FTEF)
Business	BUSN	568.38
Core Curriculum Health Sciences	CCHS	564.59
Allied Health Science	CAHS	564.00
Humanities Honors	HUMH	552.00
Philosophy	PHIL	550.82
Advertising	ADVG	545.89
Communication	COMM	545.06
Public Relations	PREL	534.40
Homeland Security-Digital Security & Forensics-CJ	HSCJ	529.71
Health Care Systems Administration	HCSA	529.44
International Business	INTB	528.82
Religions Honors	RELH	528.00
University College Program	UNCP	526.45
Computer Information Systems	ISYS	524.35

FERRIS STATE UNIVERSITY

Ranked Listing of Student Credit Hours (SCH) / Full Time Equated Faculty (FTEF) Aggregated by Course Prefix Fall + Winter Semesters 2006-2007

Course Description	Course Prefix	Student Credit Hours/ Full Time Equated Faculty (SCH/FTEF)
Kendall College Art History	KCAH	519.91
German	GERM	513.30
Construction Management	CONM	509.23
Educational Career Technical Education	ECTE	495.70
Music	MUSI	495.44
Building Construction	BCTM	493.08
Statistics and Quantitative Methods	STQM	491.56
Philosophy Honors	PHIH	480.00
Art	ARTS	475.11
Medical Record Information Systems	MRIS	472.59
Religions	RELG	470.40
English	ENGL	467.96
Recreation Management and Leisure Studies	RMLS	462.78
Medical Record Information Systems	MRIS	462.27

FERRIS STATE UNIVERSITY

Ranked Listing of Student Credit Hours (SCH) / Full Time Equated Faculty (FTEF) Aggregated by Course Prefix Fall + Winter Semesters 2006-2007

Course Description	Course Prefix	Student Credit Hours/ Full Time Equated Faculty (SCH/FTEF)
Reading	READ	460.21
Law	LLAW	459.86
French	FREN	456.65
Education Reading Language Arts	ERLA	454.29
Hospitality Management	HOMT	452.28
Automotive/Heavy Equipment Management	AHEM	449.57
Digital Animation and Game Design	DAGD	444.38
Criminal Justice	CRIM	434.88
Professional Golf Management	PGMG	432.00
Nursing	NURS	431.71
Literature Honors	LITH	426.46
Architectural Technology	ARCH	425.79
Language	LANG	424.00
Education Language Arts	EDLA	419.88

FERRIS STATE UNIVERSITY

Ranked Listing of Student Credit Hours (SCH) / Full Time Equated Faculty (FTEF) Aggregated by Course Prefix Fall + Winter Semesters 2006-2007

Course Description	Course Prefix	Student Credit Hours/ Full Time Equated Faculty (SCH/FTEF)
Environmental Health and Safety Management	EHSM	417.02
Music Industry Management	MIMG	413.33
Education	EDUC	411.17
Ferris State University Seminar	FSUS	408.14
Mechanical Engineering Technology	MECH	399.22
Restaurant and Food Industry Management	RFIM	395.08
Respiratory Care	RESP	392.68
Education Physical Education	EDPE	381.98
Manufacturing Engineering Technology	MFGE	377.68
Civil Engineering Technology	CETM	377.53
Master of Science Information Systems Management	MISM	376.74
Graphic Design	GRDE	373.62
Master of Business Administration	MMBA	373.14
Clinical Laboratory Science	CLLS	365.06

FERRIS STATE UNIVERSITY

Ranked Listing of Student Credit Hours (SCH) / Full Time Equated Faculty (FTEF) Aggregated by Course Prefix Fall + Winter Semesters 2006-2007

Course Description	Course Prefix	Student Credit Hours/ Full Time Equated Faculty (SCH/FTEF)
Diagnostic Medical Sonography	SONO	362.88
University	UNIV	362.69
Surveying Engineering	SURE	360.02
Heavy Equipment Service Engineering Technology	HSET	352.45
Facilities Management	FMAN	351.68
Kendall College Science	KCSC	342.79
E-Commerce	ECOM	342.00
Welding Engineering Technology	WELD	336.29
Kendall College Humanities	KCHU	334.46
Engineering Graphics	ETEC	332.91
African American Studies	AFAM	332.80
Electrical and Electronics Engineering Technology	EEET	329.74
Journalism	JRNL	329.68
Education Special Needs	ESPN	327.57

FERRIS STATE UNIVERSITY

Ranked Listing of Student Credit Hours (SCH) / Full Time Equated Faculty (FTEF) Aggregated by Course Prefix Fall + Winter Semesters 2006-2007

Course Description	Course Prefix	Student Credit Hours/ Full Time Equated Faculty (SCH/FTEF)
Professional Tennis Management	PTMG	327.27
Kendall College Social Science	KCSS	324.12
Literature	LITR	322.10
Heavy Equipment Technology	HEQT	320.69
Child Development	EDCD	304.48
Master of Business Administration	MMBA	302.56
Computer Network and Systems	ECNS	299.35
Real Estate	REAL	294.00
Automotive Service Technology	AUTO	292.08
Social Work	SCWK	282.99
Heating, Ventilation, Air Conditioning & Refrig Tec	HVAC	279.96
Theatre	THTR	278.50
Kendall College Foundation	KCFN	274.30
Television Production	TVPR	273.83

FERRIS STATE UNIVERSITY

Ranked Listing of Student Credit Hours (SCH) / Full Time Equated Faculty (FTEF) Aggregated by Course Prefix Fall + Winter Semesters 2006-2007

Course Description	Course Prefix	Student Credit Hours/ Full Time Equated Faculty (SCH/FTEF)
Plastics Engineering Technology	PLTS	272.95
Kendall College Design Studies	KCDS	270.00
Optometry	OPTM	265.42
Kendall College Interior Design	KCID	263.96
Automotive Body	ABOD	259.90
Music Industry Management	MIMG	256.00
Computer Science	CPSC	253.11
Printing Management	PMGT	249.45
Pharmacy Practice	PHPR	242.49
Manufacturing Tooling Technology	MFGT	241.15
New Media Printing and Publishing	NMPP	236.51
Kendall-Painting	KCPA	234.83
Product Design Engineering Technology	PDET	226.19
Kendall Photography	KCPH	225.68

FERRIS STATE UNIVERSITY

Ranked Listing of Student Credit Hours (SCH) / Full Time Equated Faculty (FTEF) Aggregated by Course Prefix Fall + Winter Semesters 2006-2007

Course Description	Course Prefix	Student Credit Hours/ Full Time Equated Faculty (SCH/FTEF)
CAD Drafting and Tool Design	CDTD	224.56
Printing Technology	PTEC	216.29
Kendall College Fine Arts	KCFA	211.75
Kendall College Industrial Design	KCIN	210.43
Kendall College Digital Media	KCDM	208.29
Kendall College Illustration	KCIL	203.58
Master of Science Information Systems Management	MISM	192.00
Kendall College Visual Communications	KCVC	191.01
Applied Science	APPS	182.68
Philanthropy Education	EDPH	180.63
History Honors	HISH	180.00
Integrated Biology	INBI	176.00
Kendall College Furniture Design	KCFD	173.62
Kendall-Design	KDES	164.57

FERRIS STATE UNIVERSITY

Ranked Listing of Student Credit Hours (SCH) / Full Time Equated Faculty (FTEF) Aggregated by Course Prefix Fall + Winter Semesters 2006-2007

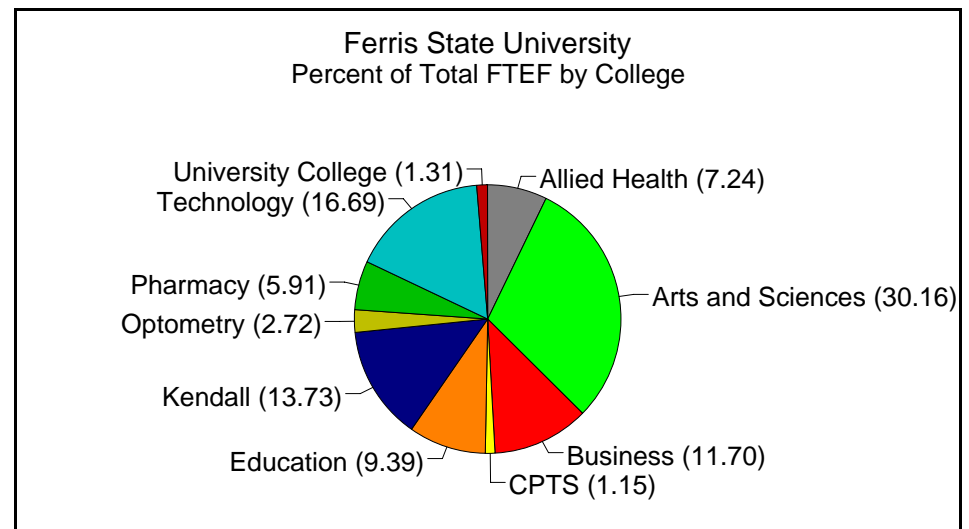
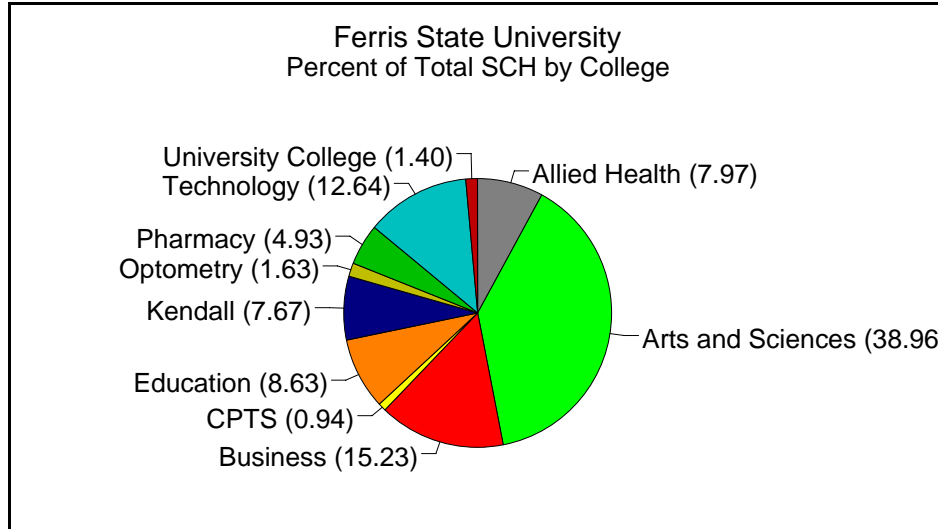
Course Description	Course Prefix	Student Credit Hours/ Full Time Equated Faculty (SCH/FTEF)
Integrated Physical Sciences	INPS	160.00
Kendall Sculpture/Functional Art	KCSF	143.04
Pharmacognosy	PHCG	138.82
Kendall Education	KCED	137.71
Horticulture	HORT	131.66
Kendall Metals/Jewelry Design	KCMJ	113.10
Kendall College Historic Preservation	KCHP	109.09
Kendall College Historic Preservation	KCHP	108.27
Education-Get Promoted	EDGP	100.55
Rubber Technology	RUBR	97.36
Accountancy	ACCT	

Ferris State University

Student Credit Hours (SCH) and Full Time Equated Faculty (FTEF) by College

Fall and Winter Terms Combined 2006-2007

By College



College	SCH	FTEF
Allied Health	23,897.00	49.02
Arts and Sciences	116,801.00	204.09
Business	45,652.00	79.20
CPTS	2,815.00	7.81
Education	25,887.00	63.53
Kendall	23,004.00	92.88
Optometry	4,891.00	18.43
Pharmacy	14,777.50	39.97
Technology	37,882.00	112.91
University College	4,205.00	8.84

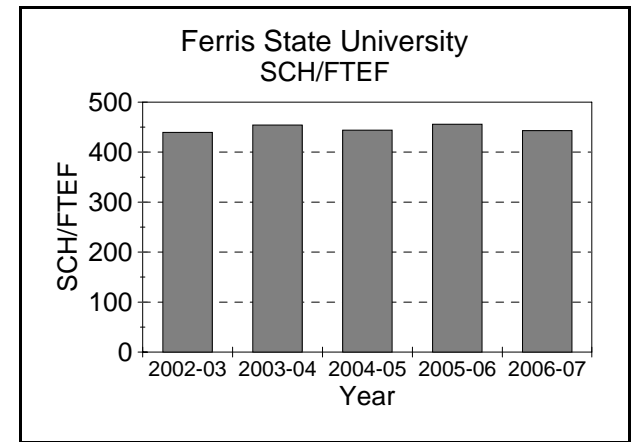
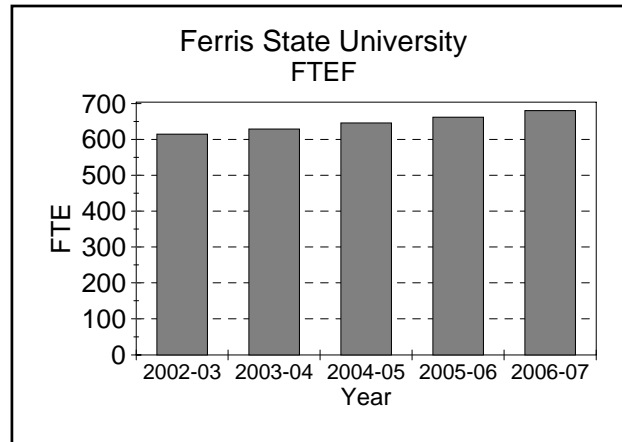
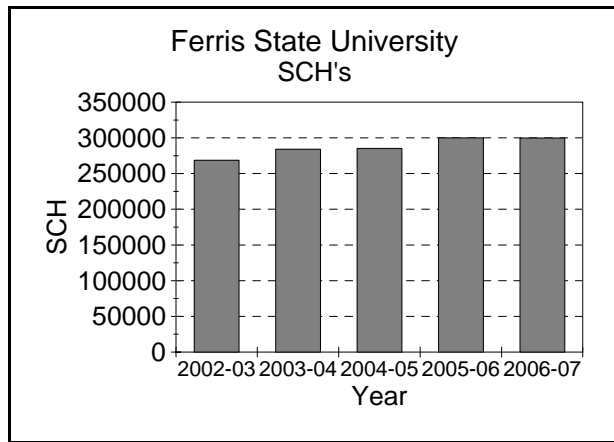
Source: Office of Institutional Research, g:\...fload\0607\prdupnie.rsl

Ferris State University

Student Credit Hours (SCH), Full Time Equated Faculty (FTEF) and SCH/FTEF Aggregated by University

Fall and Winter Terms Combined

FSU



<u>Year</u>	<u>SCH</u>	<u>FTEF</u>	<u>SCH/FTEF</u>
2002-03	268,592.00	611.23	439.43
2003-04	284,155.00	625.59	454.22
2004-05	285,223.00	642.37	444.01
2005-06	300,005.00	658.33	455.71
2006-07	299,811.50	676.68	443.06

Caution: When viewing graphs, please note the differences in scales

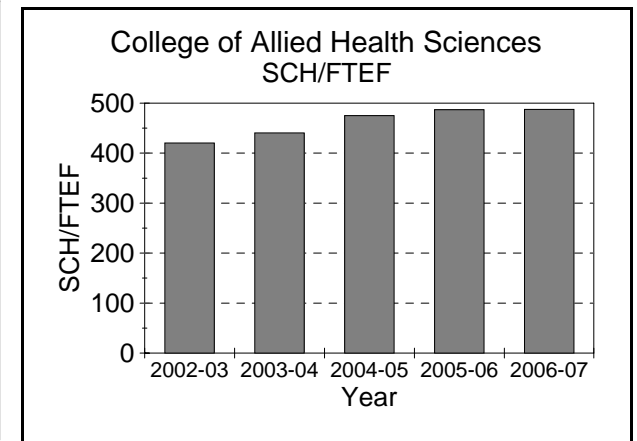
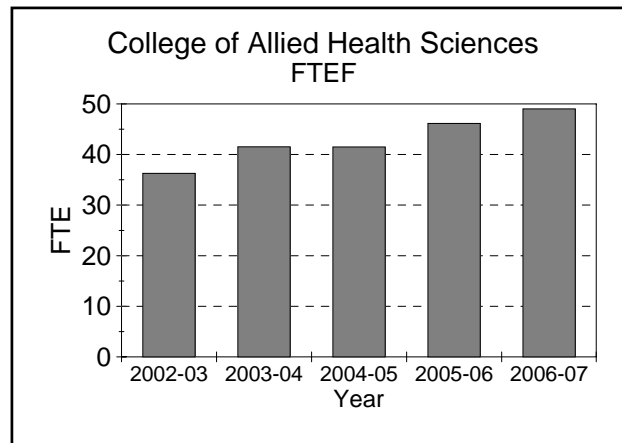
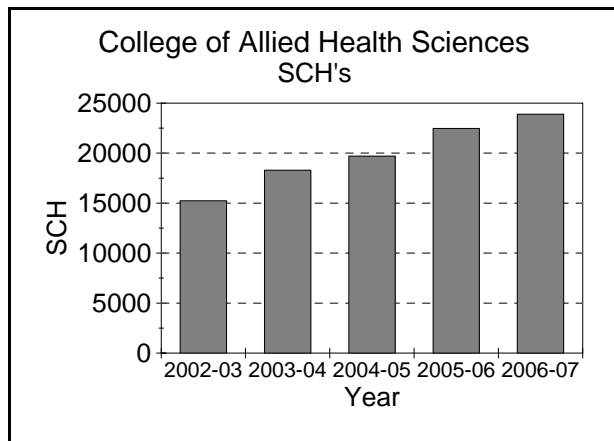
Source: Office of Institutional Research, g:\...fload\0607\prdungr.rsl

Ferris State University

Student Credit Hours (SCH), Full Time Equated Faculty (FTEF) and SCH/FTEF Aggregated by College

Fall and Winter Terms Combined

College of Allied Health Sciences



<u>Year</u>	<u>SCH</u>	<u>FTEF</u>	<u>SCH/FTEF</u>
2002-03	15,244.00	36.26	420.44
2003-04	18,299.00	41.54	440.46
2004-05	19,708.00	41.49	475.06
2005-06	22,471.00	46.14	487.03
2006-07	23,897.00	49.02	487.50

Caution: When viewing graphs, please note the differences in scales

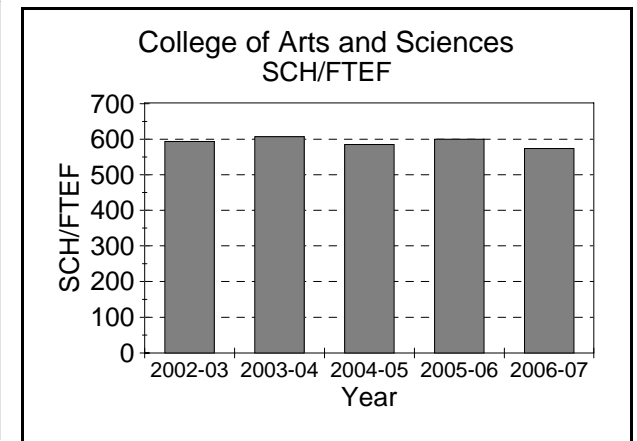
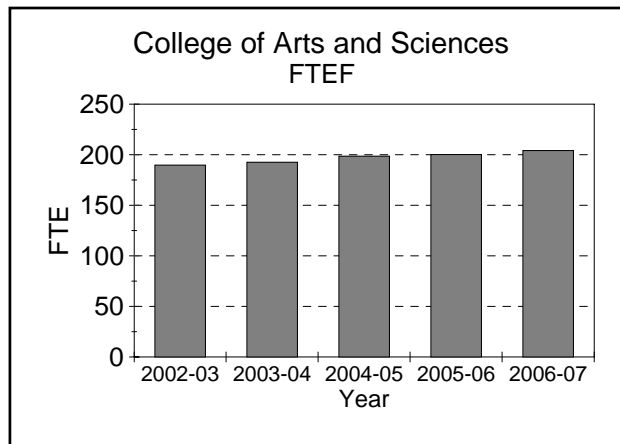
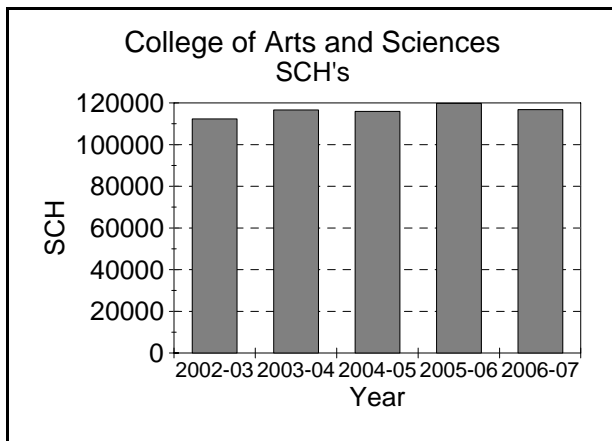
Source: Office of Institutional Research, g:\...\facload\0607\prdahgr.rsl

Ferris State University

Student Credit Hours (SCH), Full Time Equated Faculty (FTEF) and SCH/FTEF Aggregated by College

Fall and Winter Terms Combined

College of Arts and Sciences



<u>Year</u>	<u>SCH</u>	<u>FTEF</u>	<u>SCH/FTEF</u>
2002-03	112,342.00	189.70	592.21
2003-04	116,604.00	192.61	605.40
2004-05	115,927.00	198.60	583.73
2005-06	119,800.00	200.20	598.41
2006-07	116,801.00	204.09	572.31

Caution: When viewing graphs, please note the differences in scales

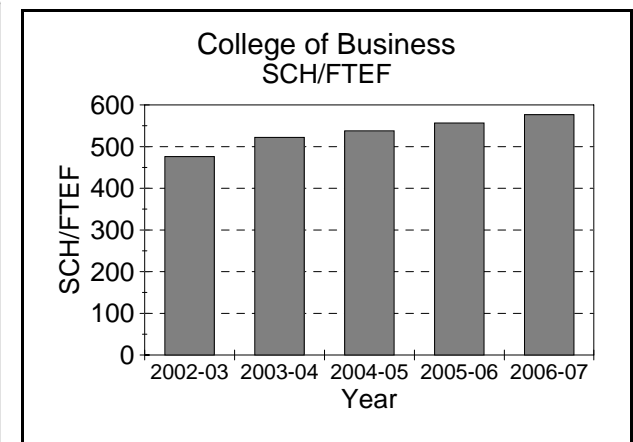
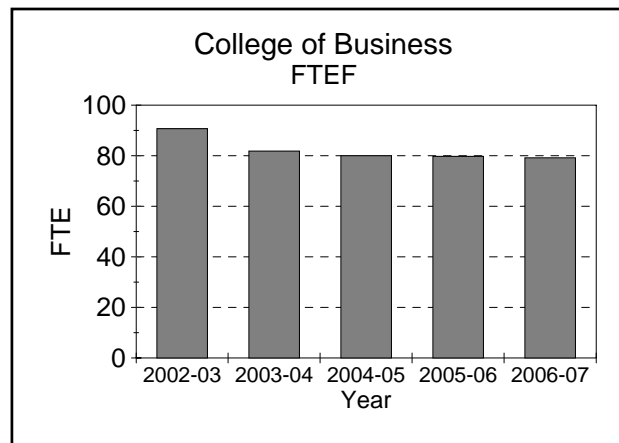
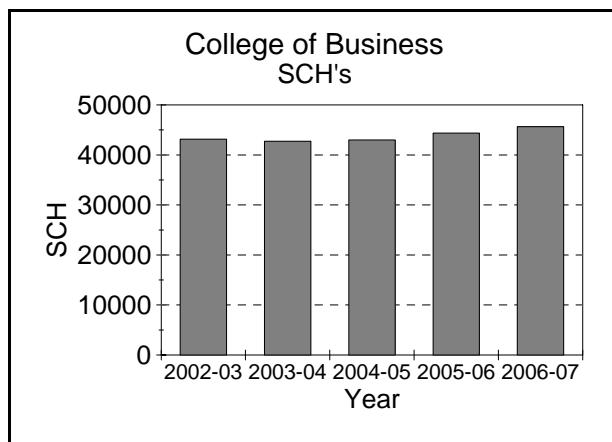
Source: Office of Institutional Research, g:\...fload\0607\prdasgr.rsl

Ferris State University

Student Credit Hours (SCH), Full Time Equated Faculty (FTEF) and SCH/FTEF Aggregated by College

Fall and Winter Terms Combined

College of Business



<u>Year</u>	<u>SCH</u>	<u>FTEF</u>	<u>SCH/FTEF</u>
2002-03	43,162.00	90.70	475.89
2003-04	42,733.00	81.84	522.16
2004-05	42,998.00	79.97	537.69
2005-06	44,382.00	79.73	556.65
2006-07	45,652.00	79.20	576.41

Caution: When viewing graphs, please note the differences in scales

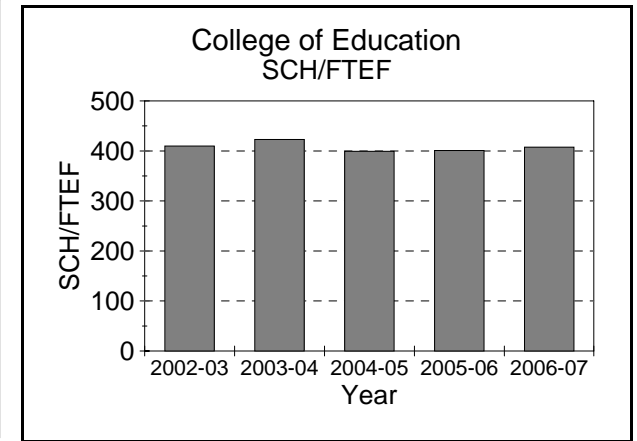
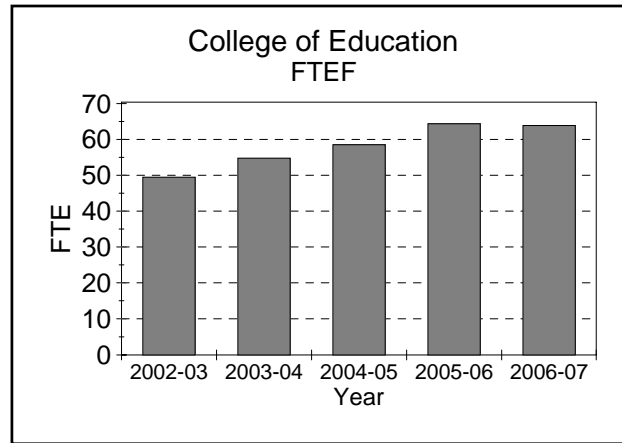
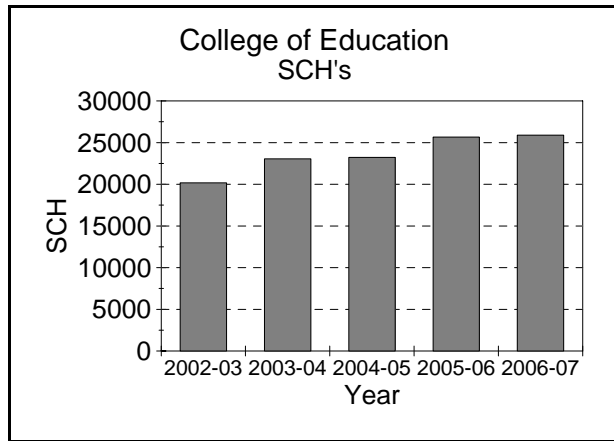
Source: Office of Institutional Research, g:\...fload\0607\prdbmgr.rsl

Ferris State University

Student Credit Hours (SCH), Full Time Equated Faculty (FTEF) and SCH/FTEF Aggregated by College

Fall and Winter Terms Combined

College of Education & Human Services



<u>Year</u>	<u>SCH</u>	<u>FTEF</u>	<u>SCH/FTEF</u>
2002-03	20,165.00	49.21	409.81
2003-04	23,044.00	54.49	422.91
2004-05	23,232.00	58.20	399.20
2005-06	25,653.00	64.02	400.71
2006-07	25,887.00	63.53	407.46

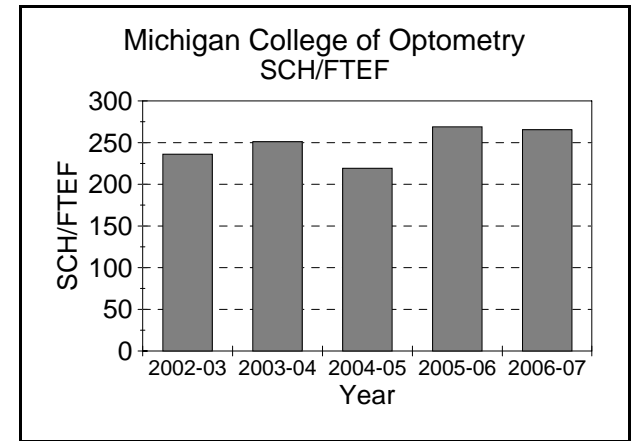
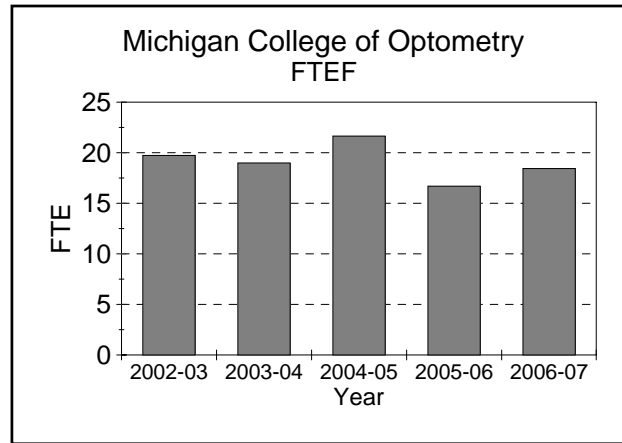
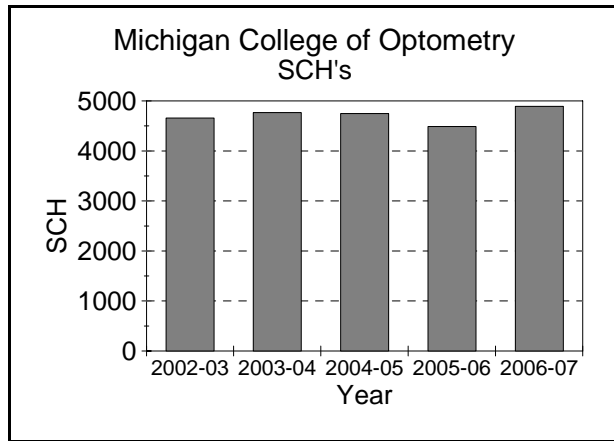
Caution: When viewing graphs, please note the differences in scales
Source: Office of Institutional Research, g:\...facload\0607\prdedgr.rsl

Ferris State University

Student Credit Hours (SCH), Full Time Equated Faculty (FTEF) and SCH/FTEF Aggregated by College

Fall and Winter Terms Combined

Michigan College of Optometry



<u>Year</u>	<u>SCH</u>	<u>FTEF</u>	<u>SCH/FTEF</u>
2002-03	4,657.00	19.73	236.01
2003-04	4,765.00	18.98	251.10
2004-05	4,746.00	21.65	219.24
2005-06	4,488.00	16.69	268.85
2006-07	4,891.00	18.43	265.42

Caution: When viewing graphs, please note the differences in scales

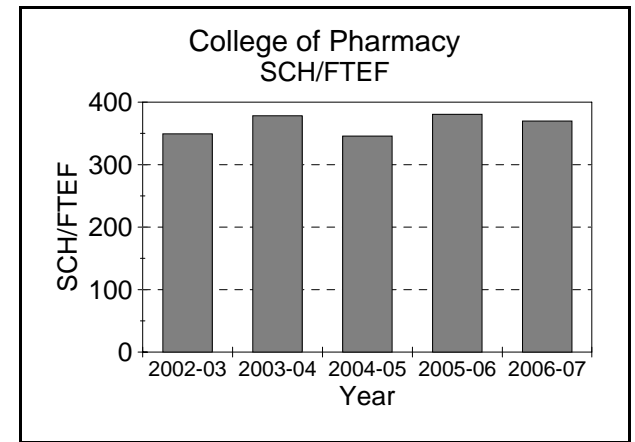
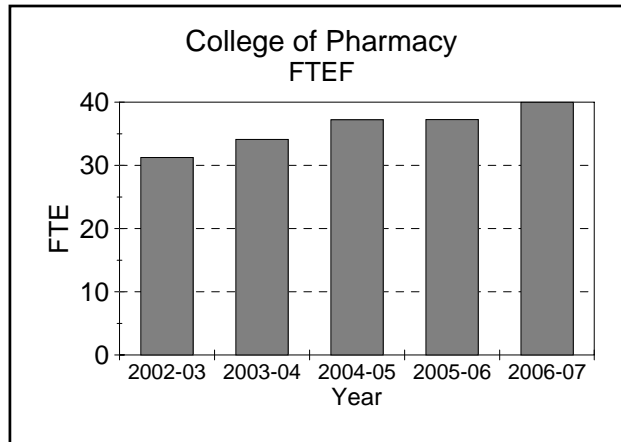
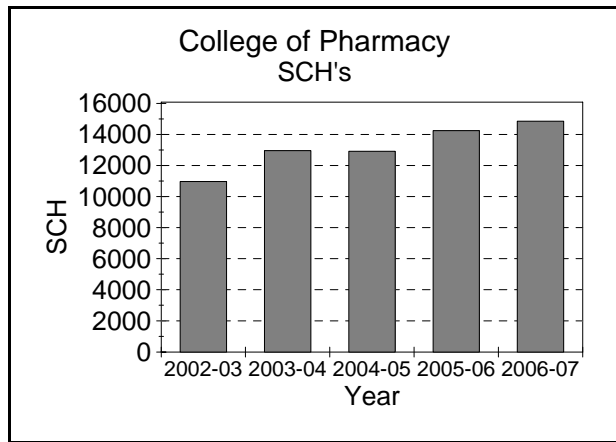
Source: Office of Institutional Research, g:\...facload\0607\prdogr.rsl

Ferris State University

Student Credit Hours (SCH), Full Time Equated Faculty (FTEF) and SCH/FTEF Aggregated by College

Fall and Winter Terms Combined

College of Pharmacy



<u>Year</u>	<u>SCH</u>	<u>FTEF</u>	<u>SCH/FTEF</u>
2002-03	10,919.00	31.25	349.42
2003-04	12,896.00	34.10	378.22
2004-05	12,860.00	37.21	345.61
2005-06	14,172.00	37.25	380.43
2006-07	14,777.50	39.97	369.67

Caution: When viewing graphs, please note the differences in scales

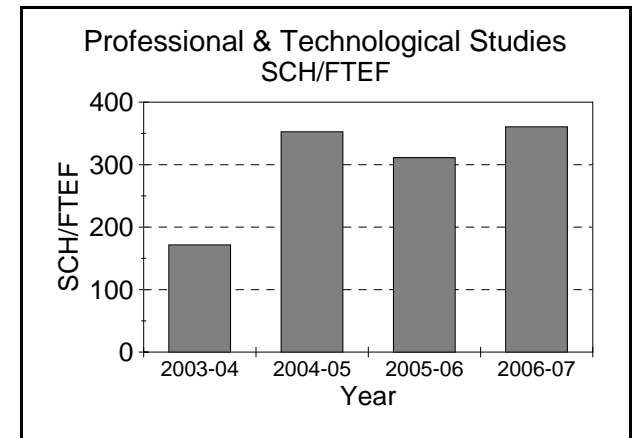
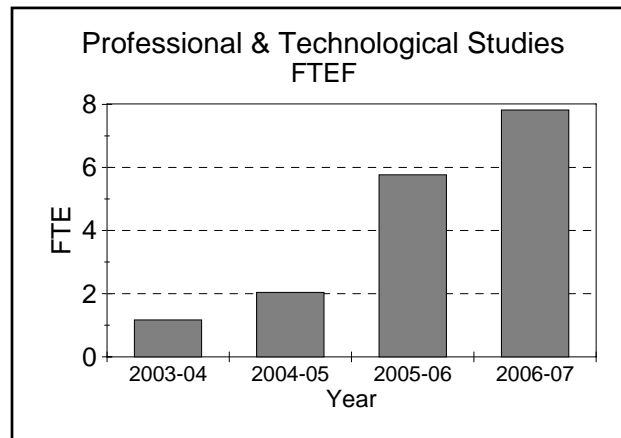
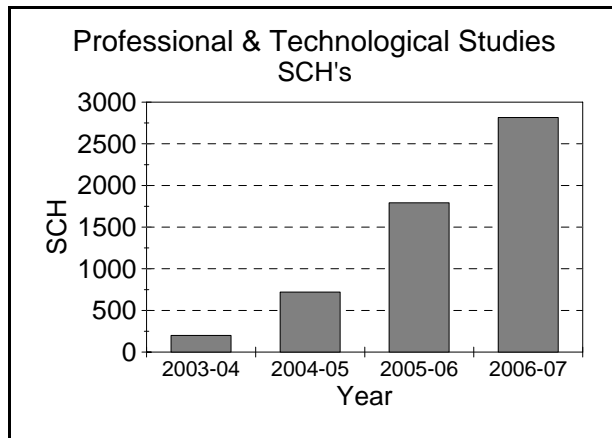
Source: Office of Institutional Research, g:\...facload\0607\prpghr.rsl

Ferris State University

Student Credit Hours (SCH), Full Time Equated Faculty (FTEF) and SCH/FTEF Aggregated by Department

Fall and Winter Terms Combined

College of Professional & Technological Studies



<u>Year</u>	<u>SCH</u>	<u>FTEF</u>	<u>SCH/FTEF</u>
2003-04	200.00	1.17	171.67
2004-05	721.00	2.04	352.57
2005-06	1,791.00	5.76	311.21
2006-07	2,815.00	7.81	360.53

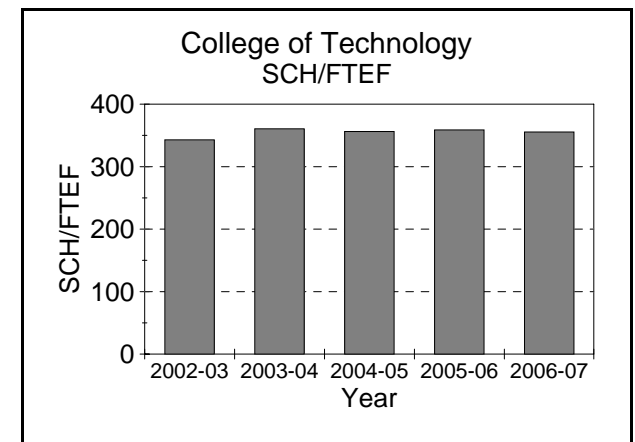
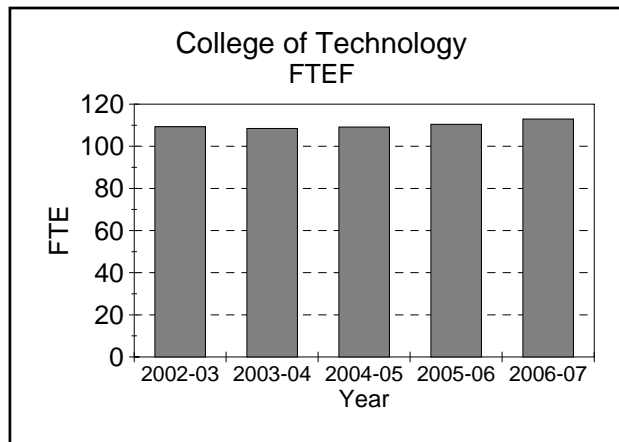
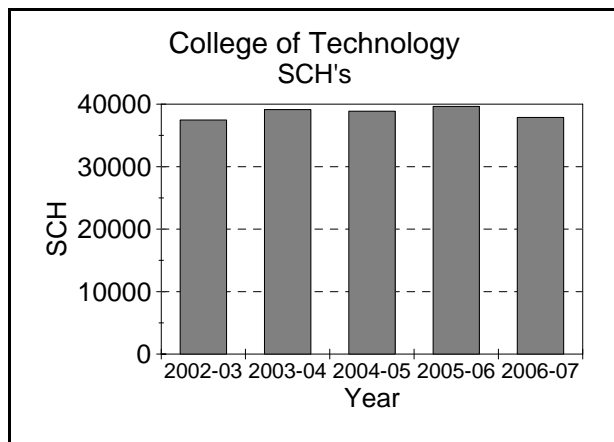
Caution: When viewing graphs, please note the differences in scales
Source: Office of Institutional Research, g:\...fload\0607\prpogr.rsl

Ferris State University

Student Credit Hours (SCH), Full Time Equated Faculty (FTEF) and SCH/FTEF Aggregated by College

Fall and Winter Terms Combined

College of Technology



<u>Year</u>	<u>SCH</u>	<u>FTEF</u>	<u>SCH/FTEF</u>
2002-03	37,465.00	109.27	342.87
2003-04	39,117.00	108.49	360.57
2004-05	38,864.00	109.11	356.20
2005-06	39,642.00	110.46	358.88
2006-07	37,882.00	112.91	355.50

Caution: When viewing graphs, please note the differences in scales

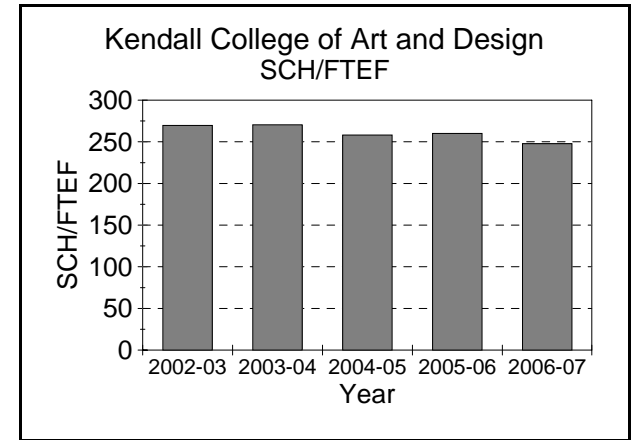
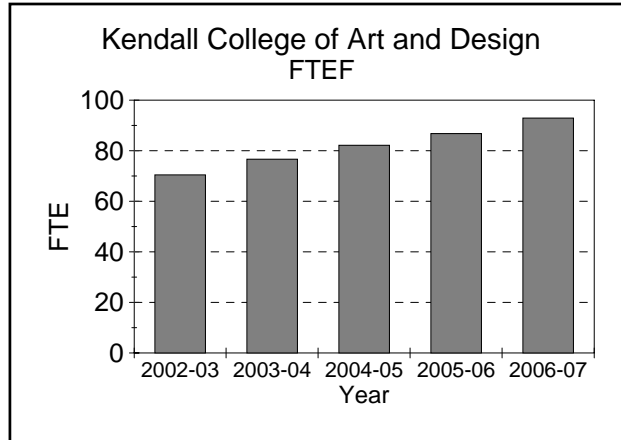
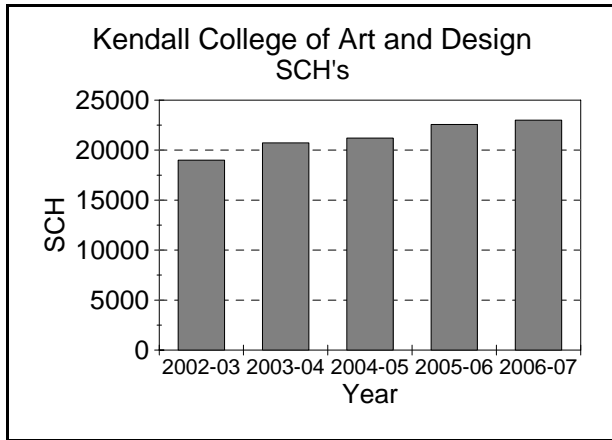
Source: Office of Institutional Research, g:\...\facload\0607\prdtgr.rsl

Ferris State University

Student Credit Hours (SCH), Full Time Equated Faculty (FTEF) and SCH/FTEF Aggregated by College

Fall and Winter Terms Combined

Kendall College of Art and Design



<u>Year</u>	<u>SCH</u>	<u>FTEF</u>	<u>SCH/FTEF</u>
2002-03	18,994.00	70.44	269.64
2003-04	20,722.00	76.65	270.35
2004-05	21,200.00	82.13	258.13
2005-06	22,561.00	86.75	260.08
2006-07	23,004.00	92.88	247.67

Caution: When viewing graphs, please note the differences in scales

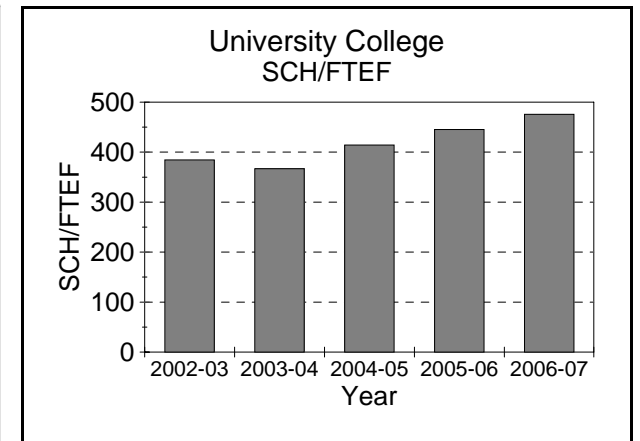
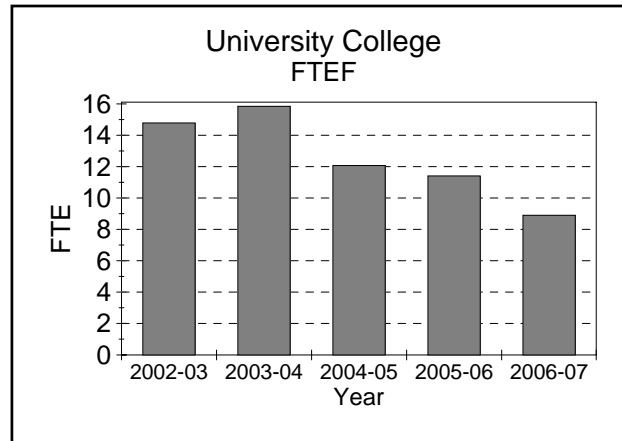
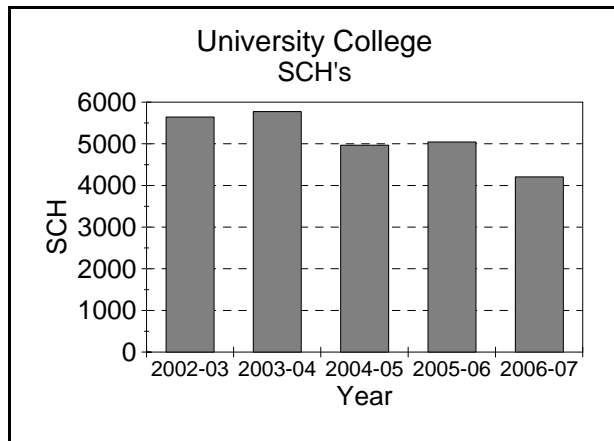
Source: Office of Institutional Research, g:\...fload\0607\prdkcgr.rsl

Ferris State University

Student Credit Hours (SCH), Full Time Equated Faculty (FTEF) and SCH/FTEF Aggregated by College

Fall and Winter Terms Combined

University College



<u>Year</u>	<u>SCH</u>	<u>FTEF</u>	<u>SCH/FTEF</u>
2002-03	5,644.00	14.68	384.54
2003-04	5,775.00	15.74	366.92
2004-05	4,967.00	11.99	414.35
2005-06	5,045.00	11.33	445.33
2006-07	4,205.00	8.84	475.68

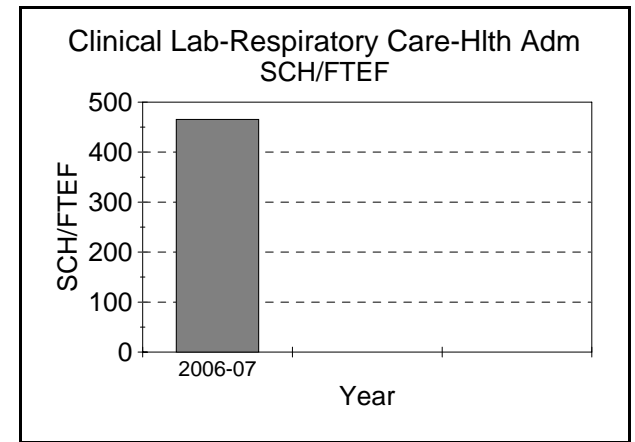
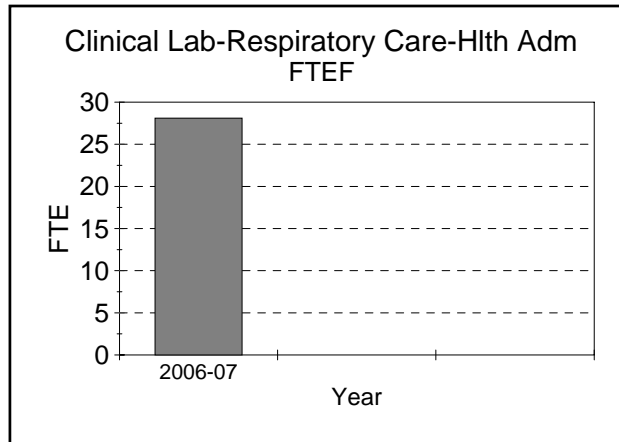
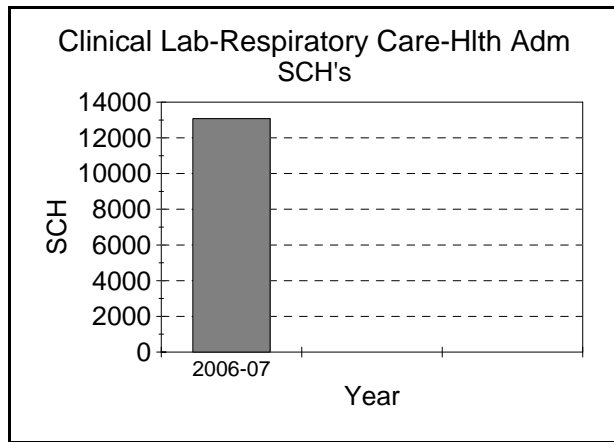
Caution: When viewing graphs, please note the differences in scales
Source: Office of Institutional Research, g:\...fload\0607\prducgr.rsl

Ferris State University

Student Credit Hours (SCH), Full Time Equated Faculty (FTEF) and SCH/FTEF Aggregated by Department

Fall and Winter Terms Combined

Clinical Lab - Respiratory Care - Health Administration (College of Allied Health Sciences)



<u>Year</u>	<u>SCH</u>	<u>FTEF</u>	<u>SCH/FTEF</u>
2006-07	13,078.00	28.10	465.40

<< Prior to 2006-2007 see **Health Management** >>

Caution: When viewing graphs, please note the differences in scales

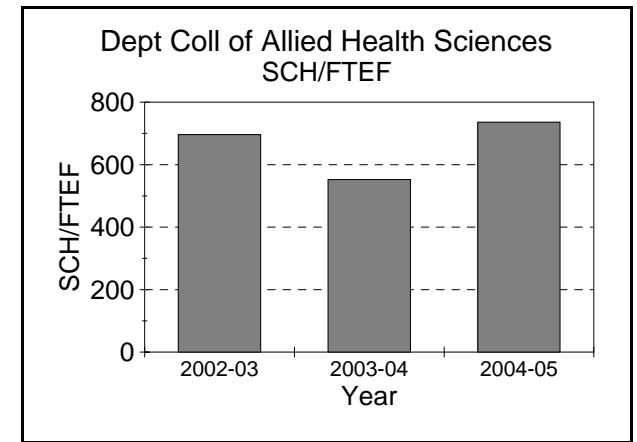
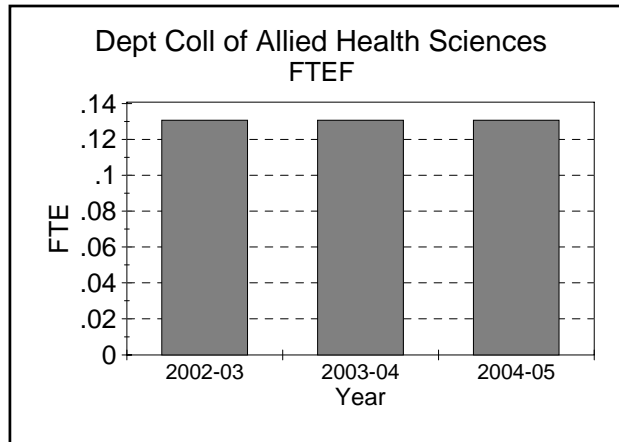
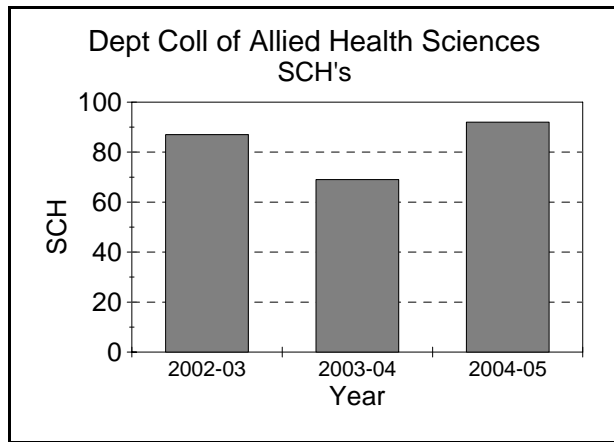
Source: Office of Institutional Research, g:\...\facload\0607\prdah1g.rsl

Ferris State University

Student Credit Hours (SCH), Full Time Equated Faculty (FTEF) and SCH/FTEF Aggregated by Department

Fall and Winter Terms Combined

College of Allied Health Sciences (College of Allied Health Sciences)



<u>Year</u>	<u>SCH</u>	<u>FTEF</u>	<u>SCH/FTEF</u>
2002-03	87.00	0.13	696.00
2003-04	69.00	0.13	552.00
2004-05	92.00	0.13	736.00

<< College of Allied Health Sciences Reorganized in 2005-06 >>
<< see detailed information for the FTE & SCH for the 2005-06 and 2006-07 data >>

Caution: When viewing graphs, please note the differences in scales

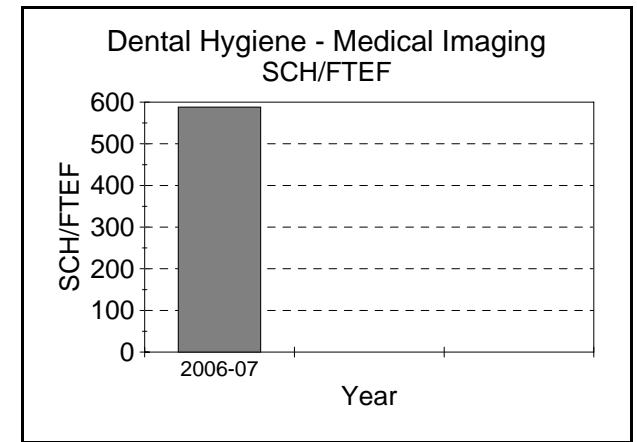
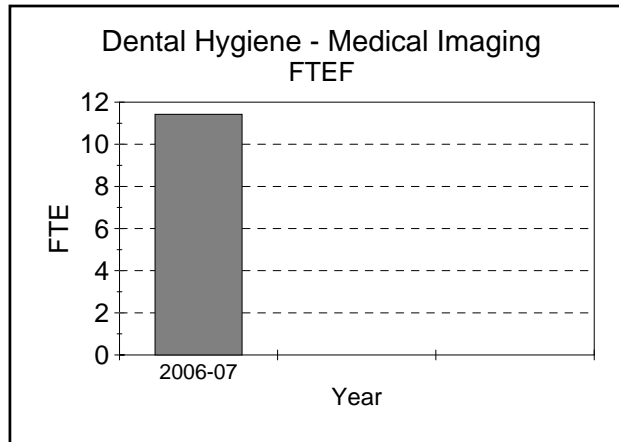
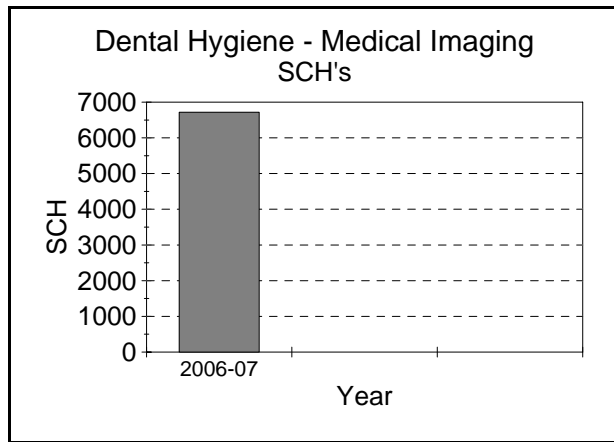
Source: Office of Institutional Research, g:\...\facload\0607\prdah2g.rsl

Ferris State University

Student Credit Hours (SCH), Full Time Equated Faculty (FTEF) and SCH/FTEF Aggregated by Department

Fall and Winter Terms Combined

Dental Hygiene - Medical Imaging (College of Allied Health Sciences)



<u>Year</u>	<u>SCH</u>	<u>FTEF</u>	<u>SCH/FTEF</u>
2006-07	6,717.00	11.42	588.12

<< Prior to 2006-2007 see **Health Related Programs, Imaging Sciences and/or Nursing and Dental Hygiene** >>

Caution: When viewing graphs, please note the differences in scales

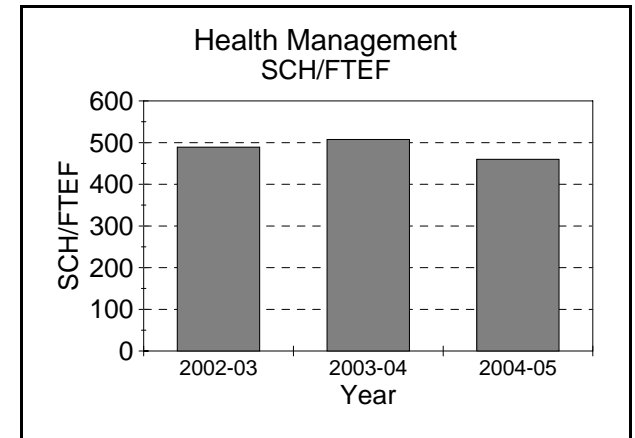
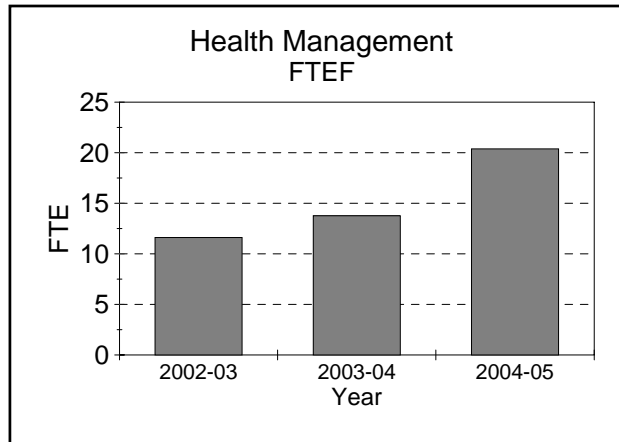
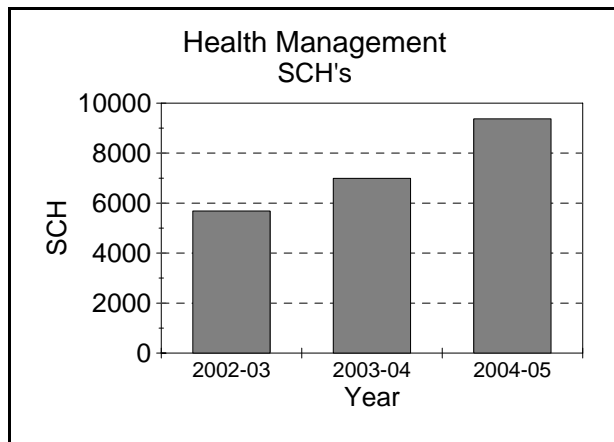
Source: Office of Institutional Research, g:\...\facload\0607\prdah3g.rsl

Ferris State University

Student Credit Hours (SCH), Full Time Equated Faculty (FTEF) and SCH/FTEF Aggregated by Department

Fall and Winter Terms Combined

Health Management (College of Allied Health Sciences)



<u>Year</u>	<u>SCH</u>	<u>FTEF</u>	<u>SCH/FTEF</u>
2002-03	5,686.00	11.62	489.23
2003-04	6,989.00	13.77	507.53
2004-05	9,375.00	20.38	459.99

<< After 2004-2005 see **Clinical Lab - Respiratory Care - Health Related Administration**>>

Caution: When viewing graphs, please note the differences in scales

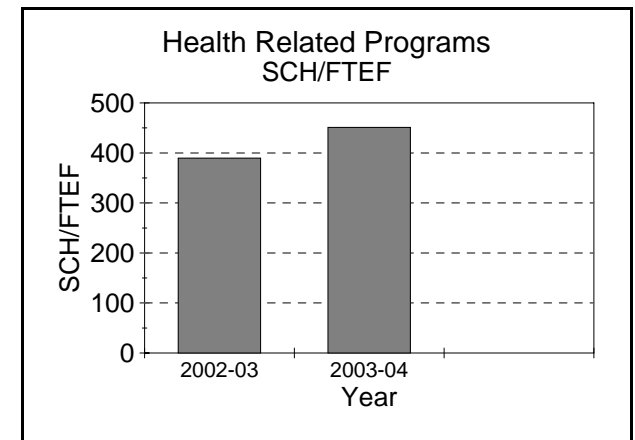
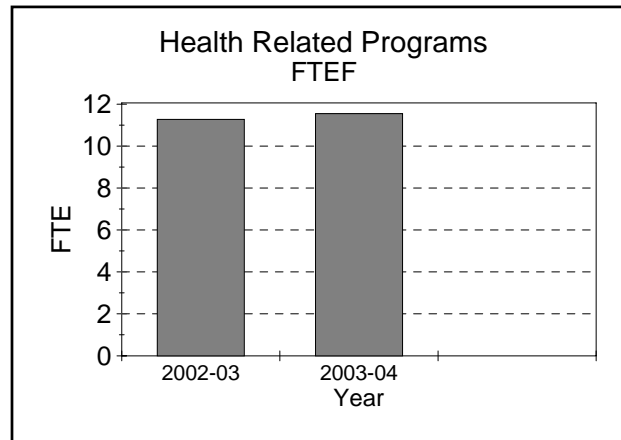
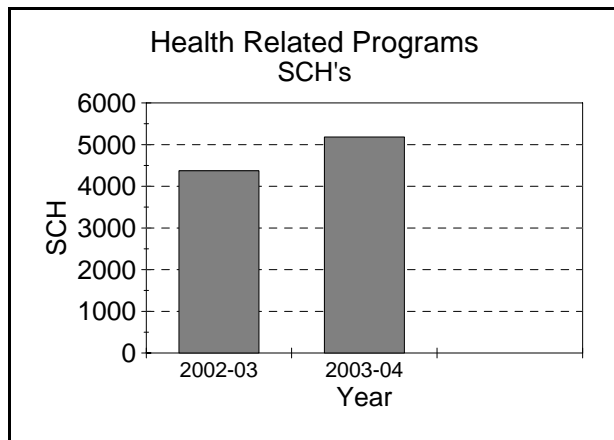
Source: Office of Institutional Research, g:\...\facload\0607\prdah4g.rsl

Ferris State University

Student Credit Hours (SCH), Full Time Equated Faculty (FTEF) and SCH/FTEF Aggregated by Department

Fall and Winter Terms Combined

Health Related Programs (College of Allied Health Sciences)



<u>Year</u>	<u>SCH</u>	<u>FTEF</u>	<u>SCH/FTEF</u>
2002-03	4,372.00	11.22	389.71
2003-04	5,183.00	11.49	450.92

<< After 2004-2005 see **Dental Hygiene - Medical Imaging** >>

Caution: When viewing graphs, please note the differences in scales

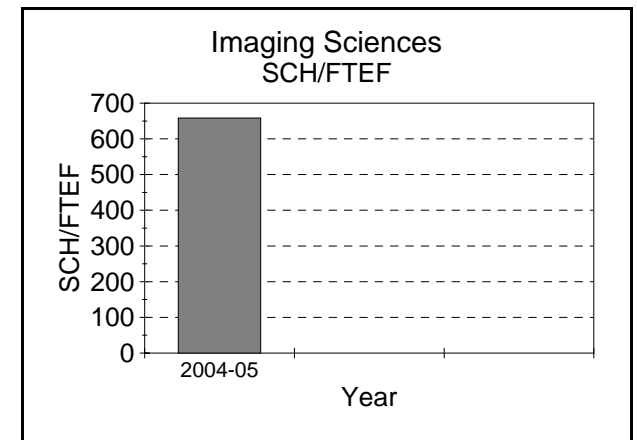
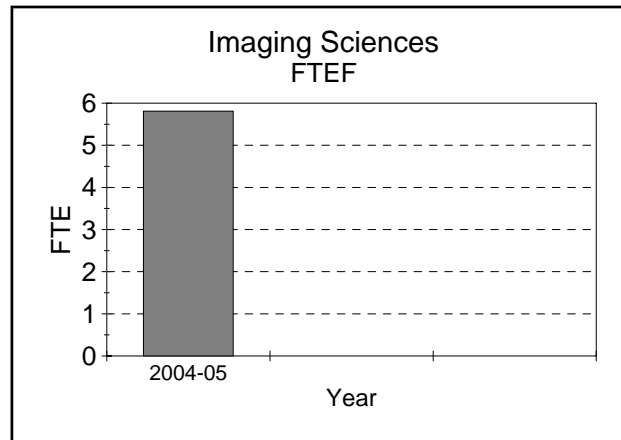
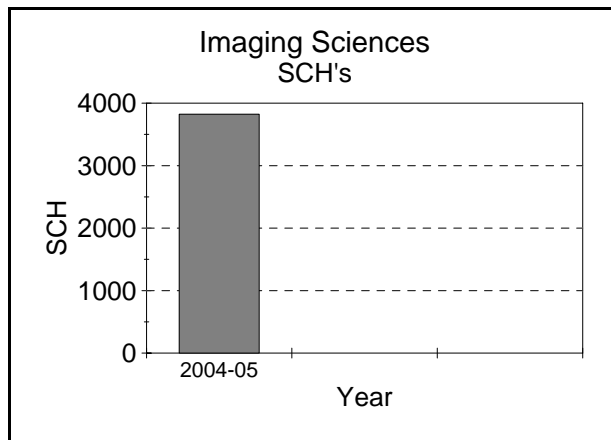
Source: Office of Institutional Research, g:\...\facload\0607\prdah7g.rsl

Ferris State University

Student Credit Hours (SCH), Full Time Equated Faculty (FTEF) and SCH/FTEF Aggregated by Department

Fall and Winter Terms Combined

Imaging Sciences (College of Allied Health Sciences)



<u>Year</u>	<u>SCH</u>	<u>FTEF</u>	<u>SCH/FTEF</u>
2004-05	3,823.00	5.81	658.26

<< Prior to 2004-05 see **Health Related Programs** >>

<< After 2004-2005 see **Dental Hygiene - Medical Imaging** >>

Caution: When viewing graphs, please note the differences in scales

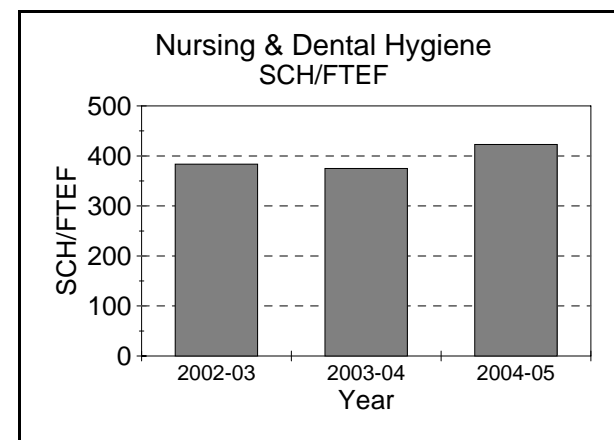
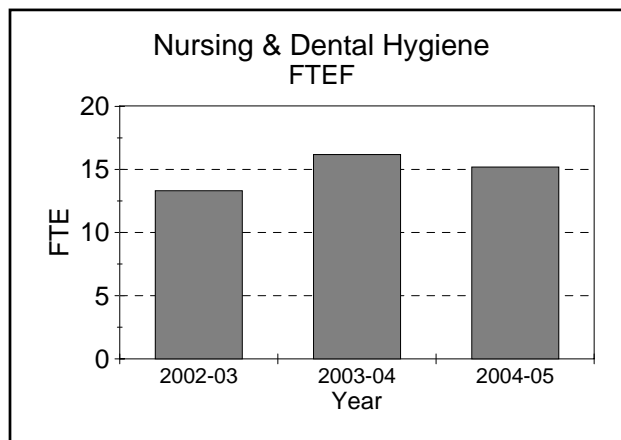
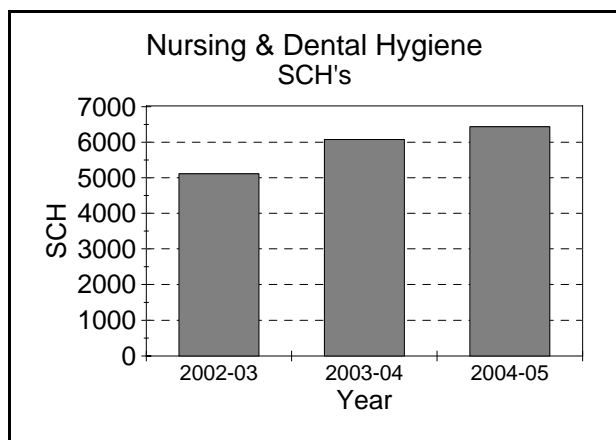
Source: Office of Institutional Research, g:\...\facload\0607\prdah5g.rsl

Ferris State University

Student Credit Hours (SCH), Full Time Equated Faculty (FTEF) and SCH/FTEF Aggregated by Department

Fall and Winter Terms Combined

Nursing & Dental Hygiene (College of Allied Health Sciences)



<u>Year</u>	<u>SCH</u>	<u>FTEF</u>	<u>SCH/FTEF</u>
2002-03	5,099.00	13.29	383.64
2003-04	6,058.00	16.16	374.99
2004-05	6,418.00	15.17	423.02

<< After 2004-2005 see **School of Nursing, Dental Hygiene and/or Medical Imaging** >>

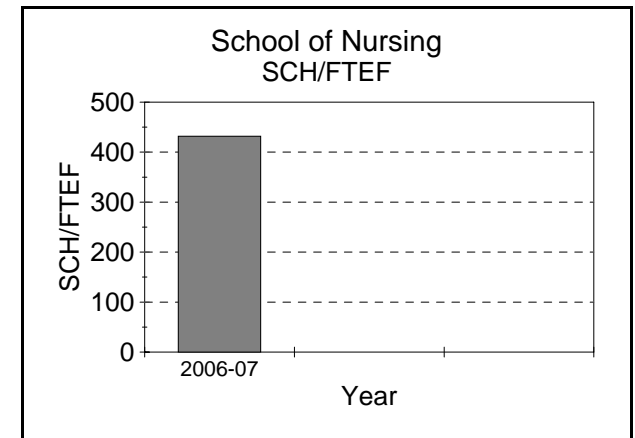
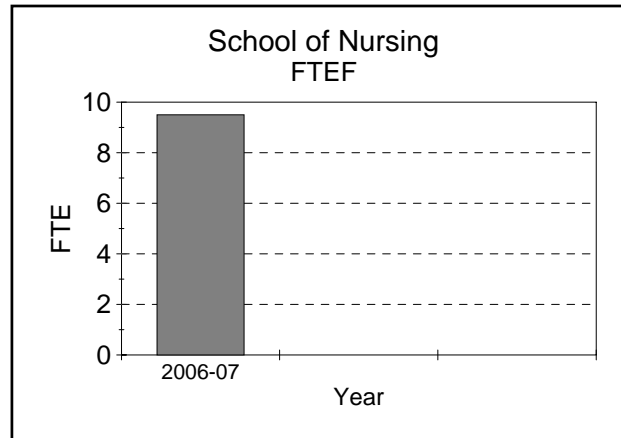
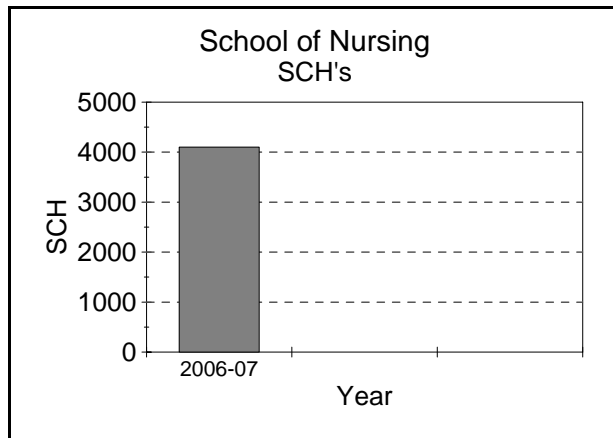
Caution: When viewing graphs, please note the differences in scales
Source: Office of Institutional Research, g:\...\facload\0607\prdah8g.rsl

Ferris State University

Student Credit Hours (SCH), Full Time Equated Faculty (FTEF) and SCH/FTEF Aggregated by Department

Fall and Winter Terms Combined

School of Nursing (College of Allied Health Sciences)



<u>Year</u>	<u>SCH</u>	<u>FTEF</u>	<u>SCH/FTEF</u>
2006-07	4,100.00	9.50	431.71

<< Prior to 2006-2007 see **Nursing & Dental Hygiene** >>

Caution: When viewing graphs, please note the differences in scales

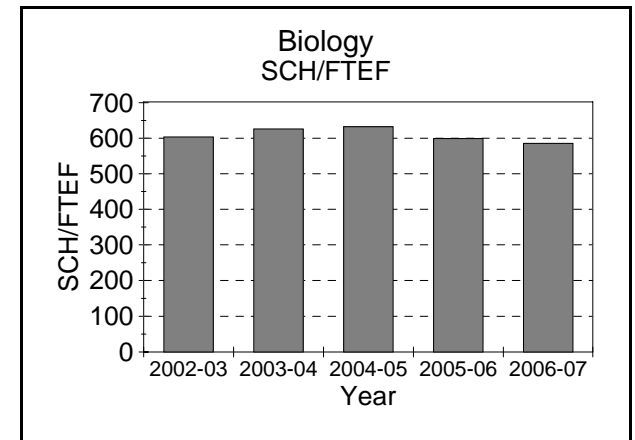
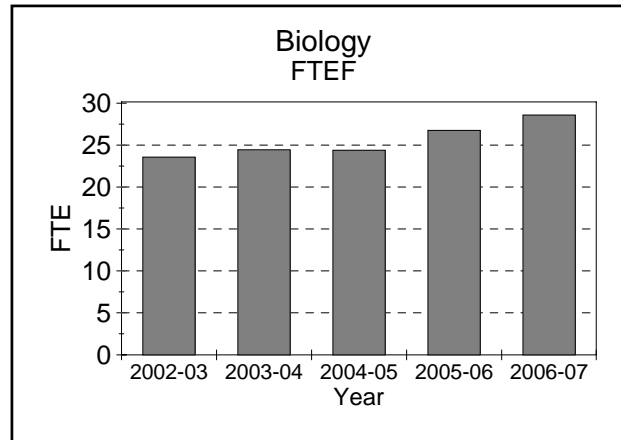
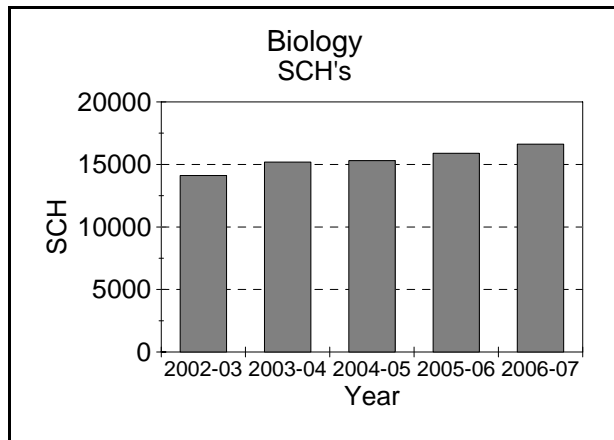
Source: Office of Institutional Research, g:\...\facload\0607\prdah6g.rsl

Ferris State University

Student Credit Hours (SCH), Full Time Equated Faculty (FTEF) and SCH/FTEF Aggregated by Department

Fall and Winter Terms Combined

Biology (College of Arts & Sciences)



<u>Year</u>	<u>SCH</u>	<u>FTEF</u>	<u>SCH/FTEF</u>
2002-03	14,118.00	23.45	602.06
2003-04	15,186.00	24.33	624.09
2004-05	15,305.00	24.27	630.61
2005-06	15,898.00	26.62	597.23
2006-07	16,617.00	28.45	584.14

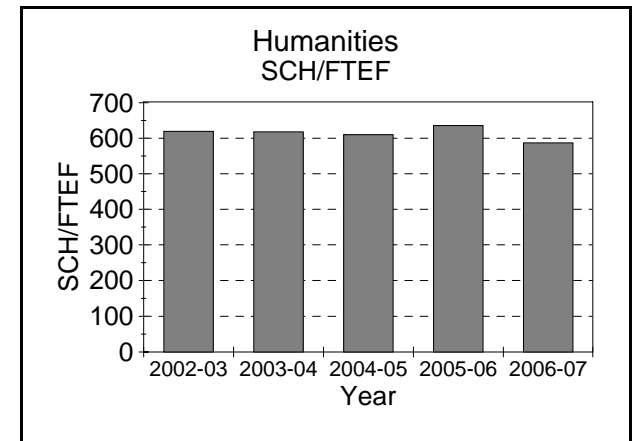
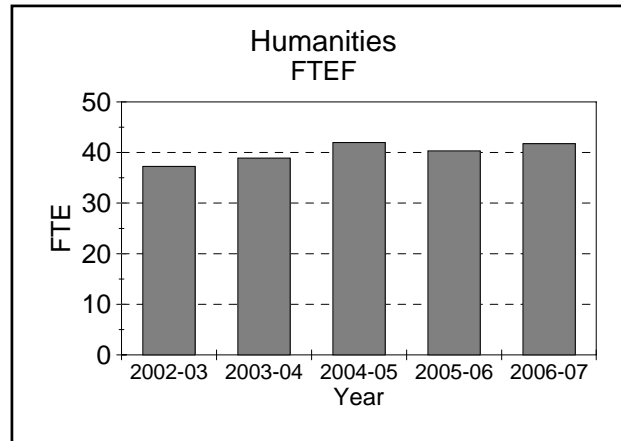
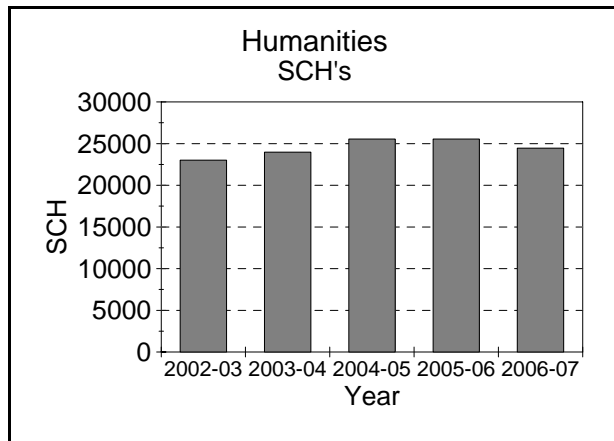
Caution: When viewing graphs, please note the differences in scales
Source: Office of Institutional Research, g:\...\facload\0607\prdas1g.rsl

Ferris State University

Student Credit Hours (SCH), Full Time Equated Faculty (FTEF) and SCH/FTEF Aggregated by Department

Fall and Winter Terms Combined

Humanities (College of Arts & Sciences)



<u>Year</u>	<u>SCH</u>	<u>FTEF</u>	<u>SCH/FTEF</u>
2002-03	23,012.00	37.26	617.60
2003-04	23,974.00	38.90	616.34
2004-05	25,548.00	41.96	608.07
2005-06	25,556.00	40.32	633.84
2006-07	24,448.00	41.76	585.42

Caution: When viewing graphs, please note the differences in scales

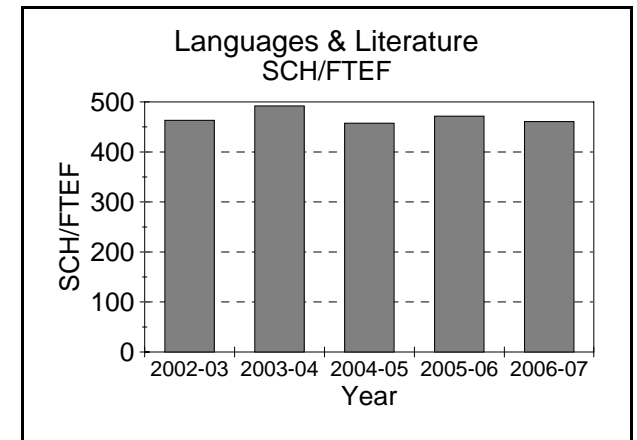
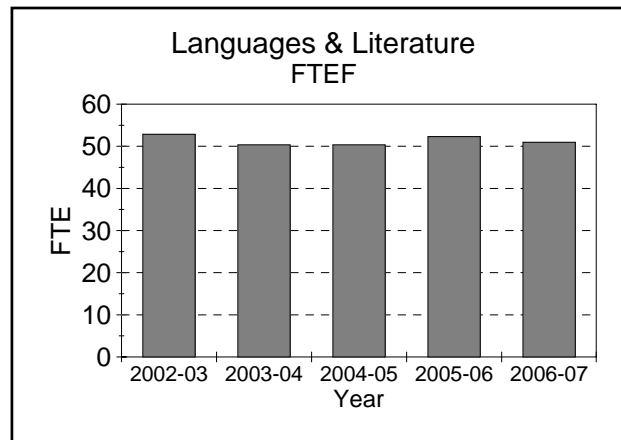
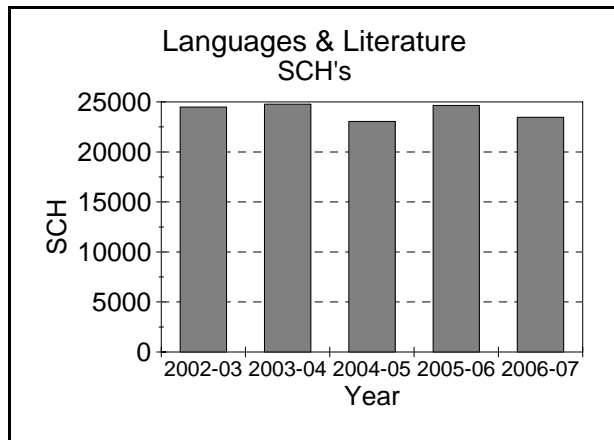
Source: Office of Institutional Research, g:\...\facload\0607\prdas2g.rsl

Ferris State University

Student Credit Hours (SCH), Full Time Equated Faculty (FTEF) and SCH/FTEF Aggregated by Department

Fall and Winter Terms Combined

Languages & Literature (College of Arts & Sciences)



<u>Year</u>	<u>SCH</u>	<u>FTEF</u>	<u>SCH/FTEF</u>
2002-03	24,492.00	52.86	463.32
2003-04	24,784.00	50.36	492.14
2004-05	23,045.00	50.36	457.59
2005-06	24,656.00	52.28	471.65
2006-07	23,472.00	50.95	460.67

Caution: When viewing graphs, please note the differences in scales

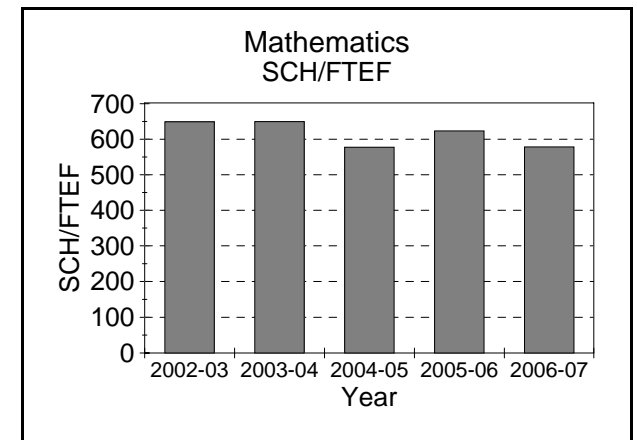
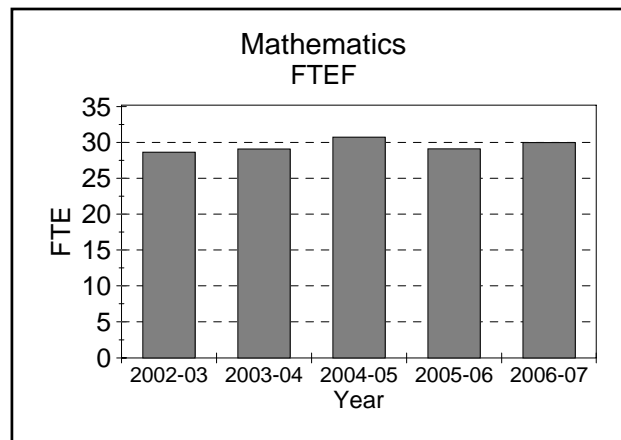
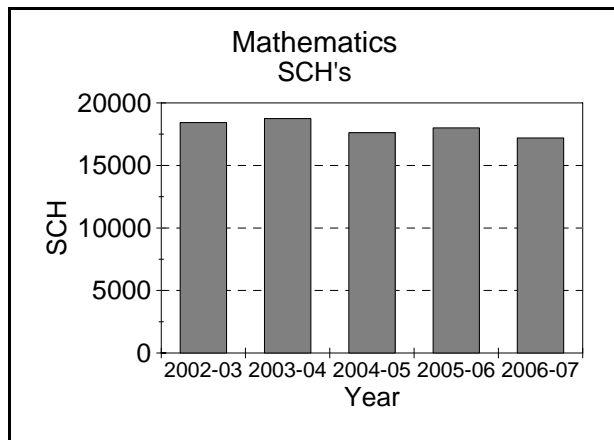
Source: Office of Institutional Research, g:\...\facload\0607\prdas3g.rsl

Ferris State University

Student Credit Hours (SCH), Full Time Equated Faculty (FTEF) and SCH/FTEF Aggregated by Department

Fall and Winter Terms Combined

Mathematics (College of Arts & Sciences)



<u>Year</u>	<u>SCH</u>	<u>FTEF</u>	<u>SCH/FTEF</u>
2002-03	18,431.00	28.49	647.01
2003-04	18,744.00	28.94	647.57
2004-05	17,617.00	30.58	576.05
2005-06	17,999.00	28.95	621.62
2006-07	17,200.00	29.81	577.05

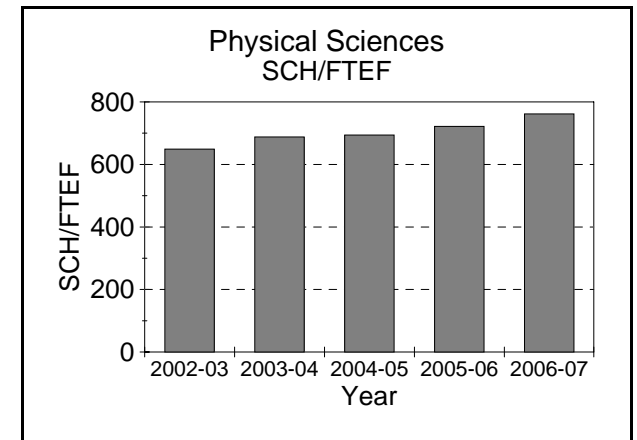
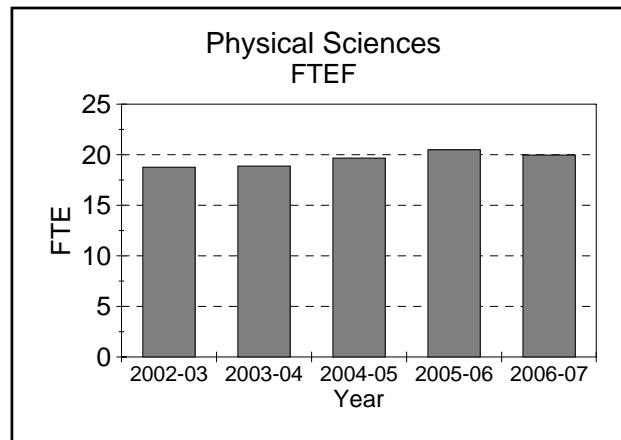
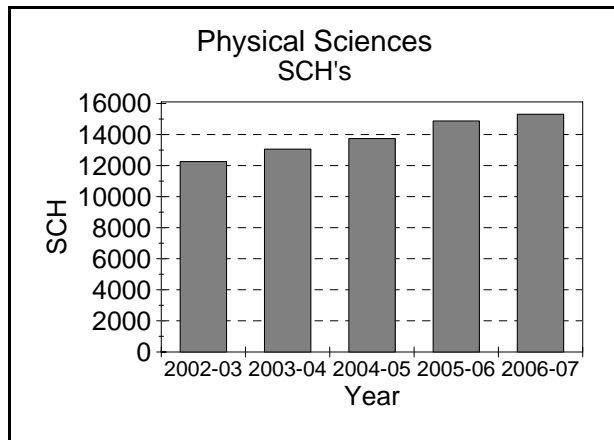
Caution: When viewing graphs, please note the differences in scales
Source: Office of Institutional Research, g:\...\facload\0607\prd4g.rsl

Ferris State University

Student Credit Hours (SCH), Full Time Equated Faculty (FTEF) and SCH/FTEF Aggregated by Department

Fall and Winter Terms Combined

Physical Sciences (College of Arts & Sciences)



<u>Year</u>	<u>SCH</u>	<u>FTEF</u>	<u>SCH/FTEF</u>
2002-03	12,177.00	18.76	649.11
2003-04	12,985.00	18.87	688.16
2004-05	13,653.00	19.67	694.24
2005-06	14,786.00	20.49	721.62
2006-07	15,213.00	19.97	761.72

Caution: When viewing graphs, please note the differences in scales

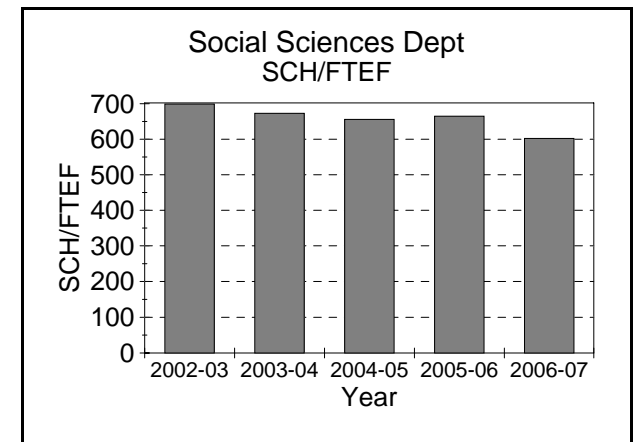
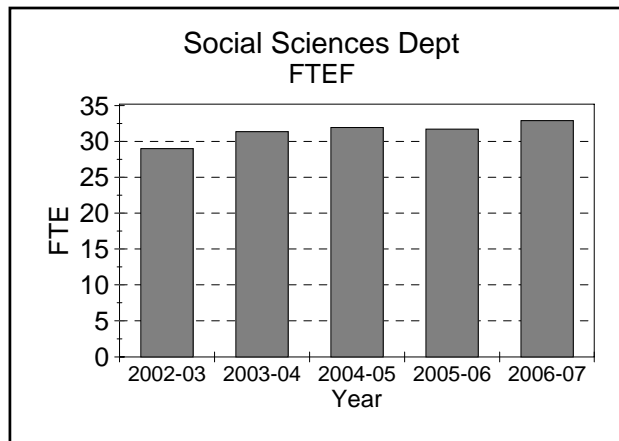
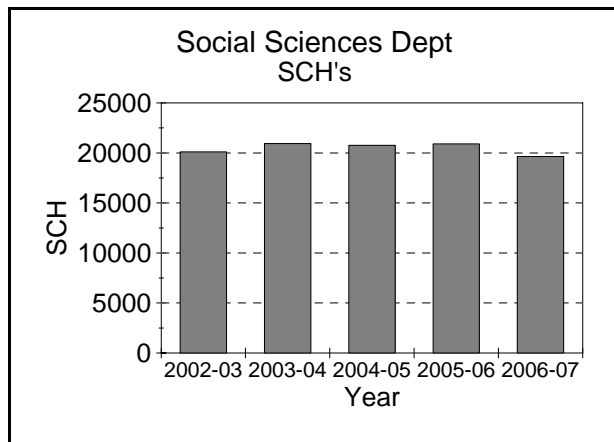
Source: Office of Institutional Research, g:\...\facload\0607\prdas5g.rsl

Ferris State University

Student Credit Hours (SCH), Full Time Equated Faculty (FTEF) and SCH/FTEF Aggregated by Department

Fall and Winter Terms Combined

Social Sciences Dept (College of Arts & Sciences)



<u>Year</u>	<u>SCH</u>	<u>FTEF</u>	<u>SCH/FTEF</u>
2002-03	20,105.00	28.84	697.06
2003-04	20,931.00	31.20	670.82
2004-05	20,759.00	31.76	653.68
2005-06	20,905.00	31.54	662.85
2006-07	19,647.00	32.72	600.54

Caution: When viewing graphs, please note the differences in scales

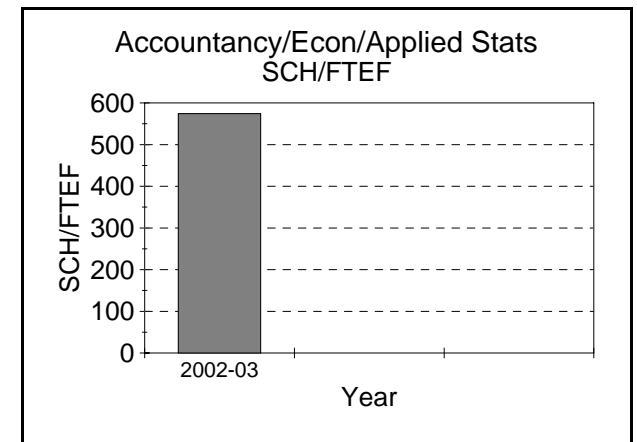
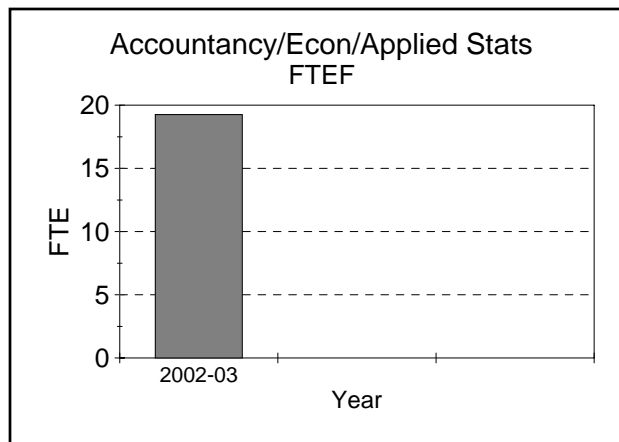
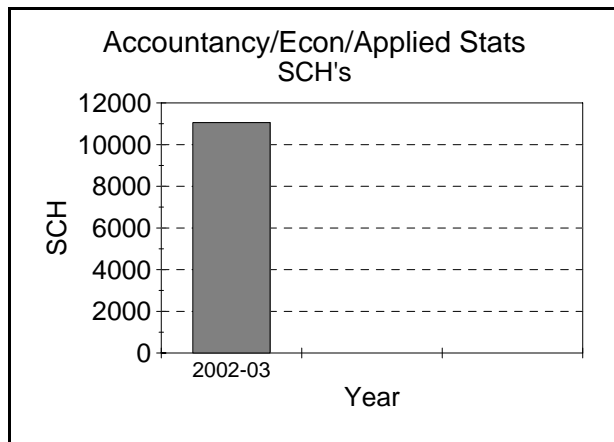
Source: Office of Institutional Research, g:\...\facload\0607\prdas6g.rsl

Ferris State University

Student Credit Hours (SCH), Full Time Equated Faculty (FTEF) and SCH/FTEF Aggregated by Department

Fall and Winter Terms Combined

Accountancy/Econ/Applied Stats (College of Business)



<u>Year</u>	<u>SCH</u>	<u>FTEF</u>	<u>SCH/FTEF</u>
2002-03	11,058.00	19.25	574.44

<< Department changed to **Accountancy, Finance, Econ, & Statistics** in 2003-04 >>

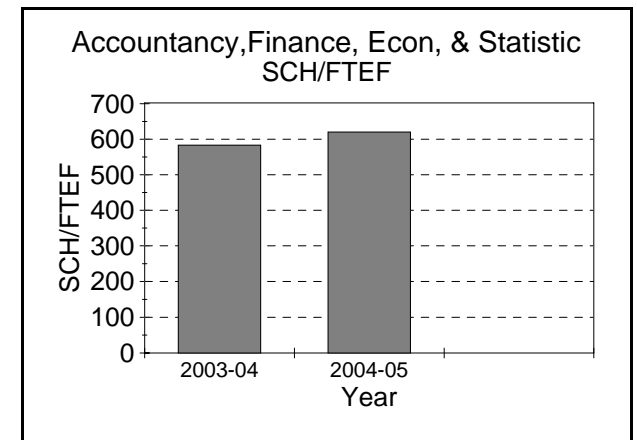
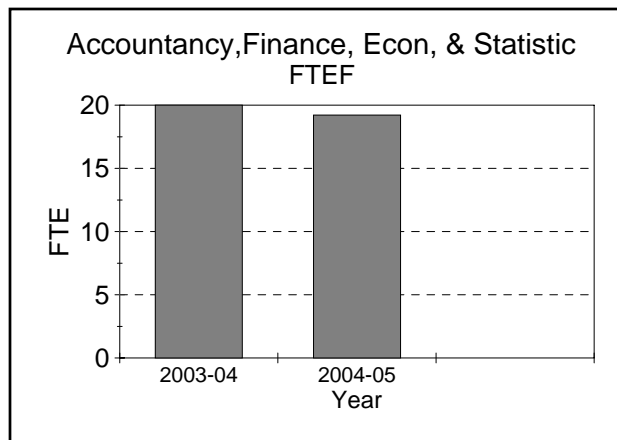
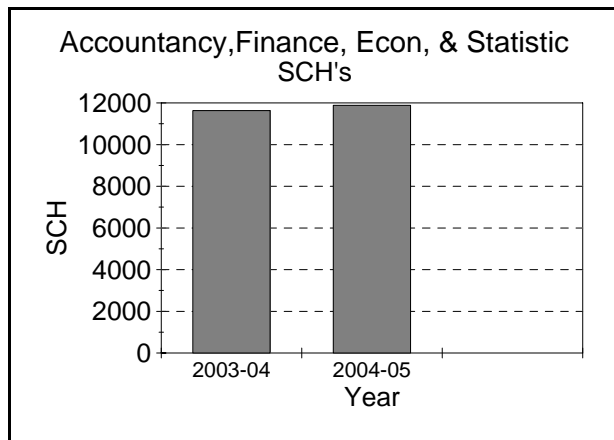
Caution: When viewing graphs, please note the differences in scales
Source: Office of Institutional Research, g:\...\facload\0607\prpbs2g.rsl

Ferris State University

Student Credit Hours (SCH), Full Time Equated Faculty (FTEF) and SCH/FTEF Aggregated by Department

Fall and Winter Terms Combined

Accountancy, Finance, Econ, & Statistics (College of Business)



<u>Year</u>	<u>SCH</u>	<u>FTEF</u>	<u>SCH/FTEF</u>
2003-04	11,631.00	20.00	581.55
2004-05	11,881.00	19.21	618.53

<< Prior to 2003-04 see **Accountancy/Econ/Applied Stats** >>

<< After 2004-2005 see **Accountancy, Finance, Info Systems**>>

Caution: When viewing graphs, please note the differences in scales

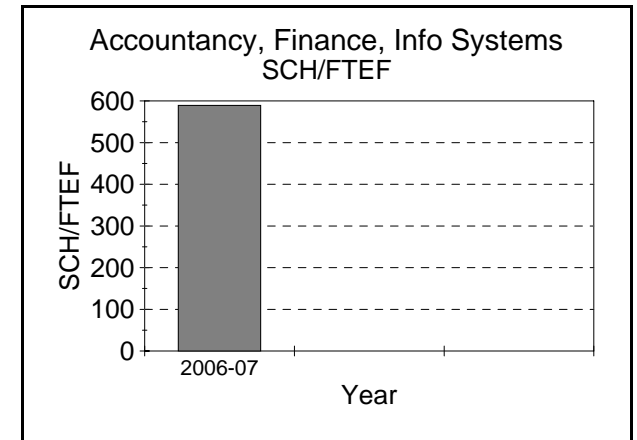
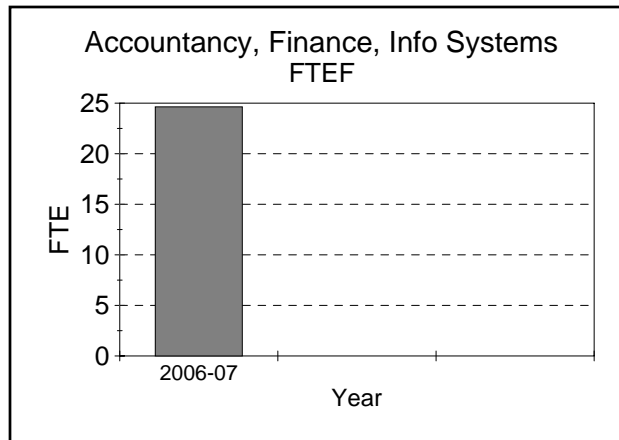
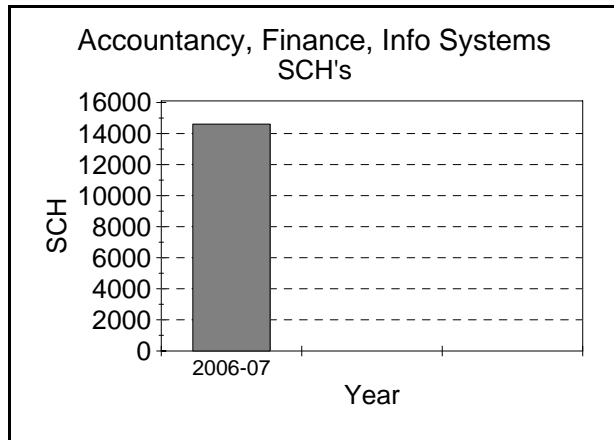
Source: Office of Institutional Research, g:\...\facload\0607\prdfs1g.rsl

Ferris State University

Student Credit Hours (SCH), Full Time Equated Faculty (FTEF) and SCH/FTEF Aggregated by Department

Fall and Winter Terms Combined

Accountancy, Finance, Info Systems (College of Business)



<u>Year</u>	<u>SCH</u>	<u>FTEF</u>	<u>SCH/FTEF</u>
2006-07	14,519.00	24.63	589.42

<< Prior to 2006-07 see **Accountancy Finance, Econ. & Statistics** >>

Caution: When viewing graphs, please note the differences in scales

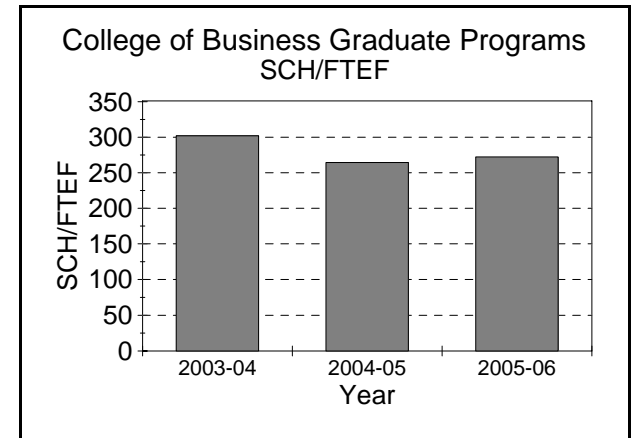
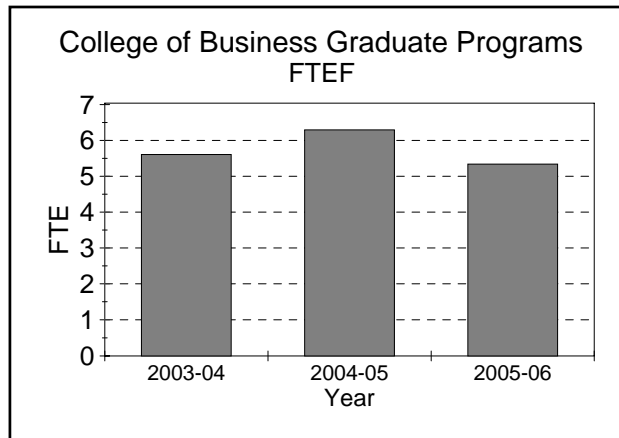
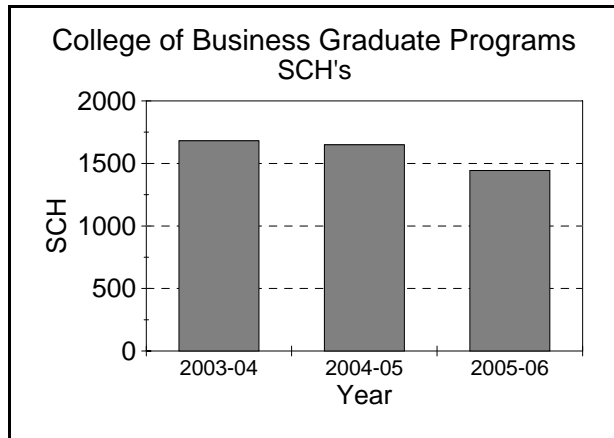
Source: Office of Institutional Research, g:\...\facload\0607\prdfs6g.rsl

Ferris State University

Student Credit Hours (SCH), Full Time Equated Faculty (FTEF) and SCH/FTEF Aggregated by Department

Fall and Winter Terms Combined

College of Business Graduate Programs (College of Business)



<u>Year</u>	<u>SCH</u>	<u>FTEF</u>	<u>SCH/FTEF</u>
2003-04	1,681.00	5.58	301.19
2004-05	1,650.00	6.26	263.68
2005-06	1,443.00	5.31	271.58

<< After 2005-06 see **Accountancy, Finance, Info Systems** >>

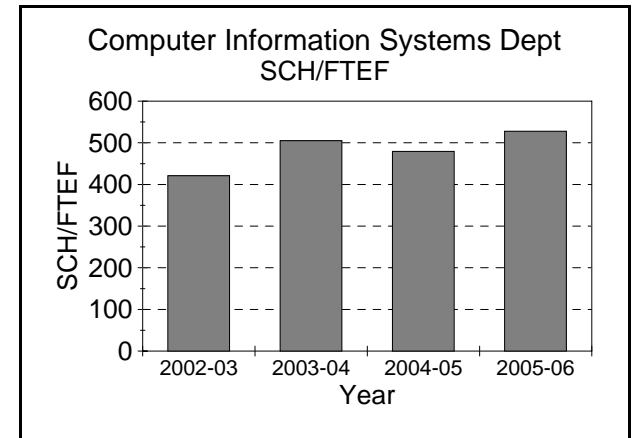
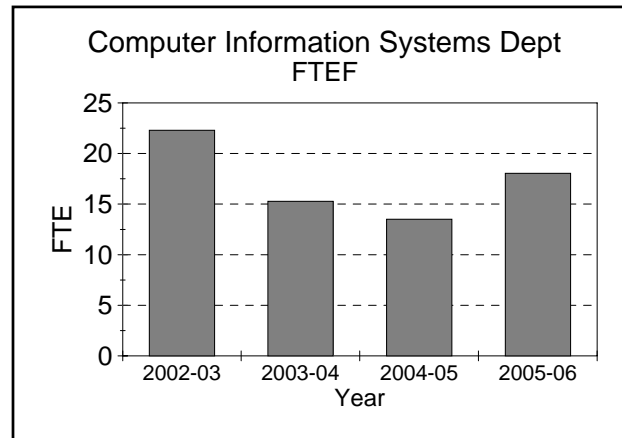
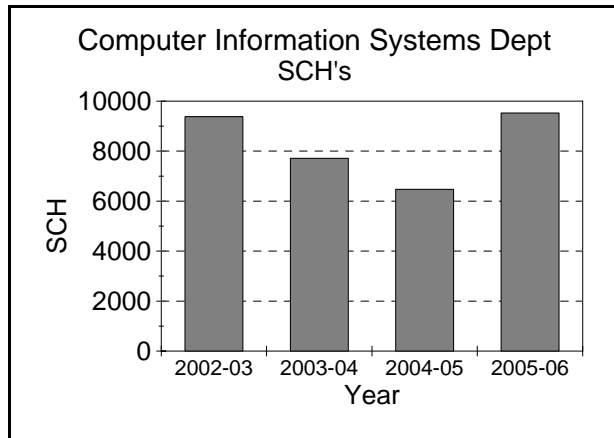
Caution: When viewing graphs, please note the differences in scales
Source: Office of Institutional Research, g:\...\facload\0607\prpbs7g.rsl

Ferris State University

Student Credit Hours (SCH), Full Time Equated Faculty (FTEF) and SCH/FTEF Aggregated by Department

Fall and Winter Terms Combined

Computer Information Systems Dept (College of Business)



<u>Year</u>	<u>SCH</u>	<u>FTEF</u>	<u>SCH/FTEF</u>
2002-03	9,382.00	22.29	420.89
2003-04	7,715.00	15.27	505.17
2004-05	6,474.00	13.50	479.38
2005-06	9,525.00	18.04	527.94

<< After 2005-06 see **Accountancy, Finance, Info Systems**>>

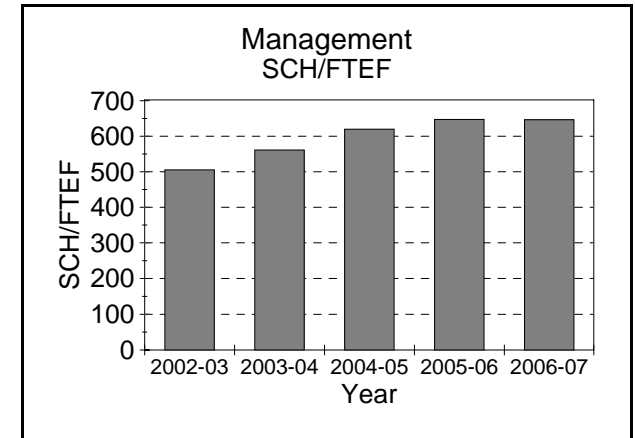
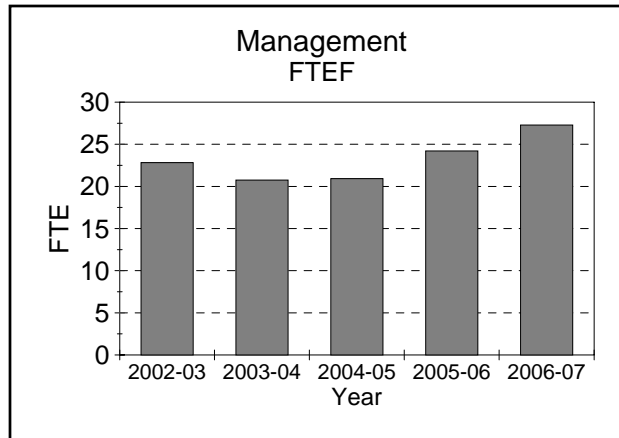
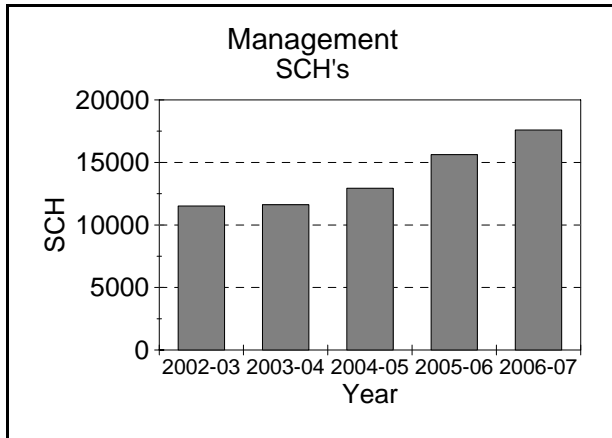
Caution: When viewing graphs, please note the differences in scales
Source: Office of Institutional Research, g:\...\facload\0607\prdbs3g.rsl

Ferris State University

Student Credit Hours (SCH), Full Time Equated Faculty (FTEF) and SCH/FTEF Aggregated by Department

Fall and Winter Terms Combined

Management (College of Business)



<u>Year</u>	<u>SCH</u>	<u>FTEF</u>	<u>SCH/FTEF</u>
2002-03	11,518.00	22.83	504.51
2003-04	11,618.00	20.75	559.82
2004-05	12,936.00	20.93	618.17
2005-06	15,624.00	24.21	645.35
2006-07	17,595.00	27.29	644.66

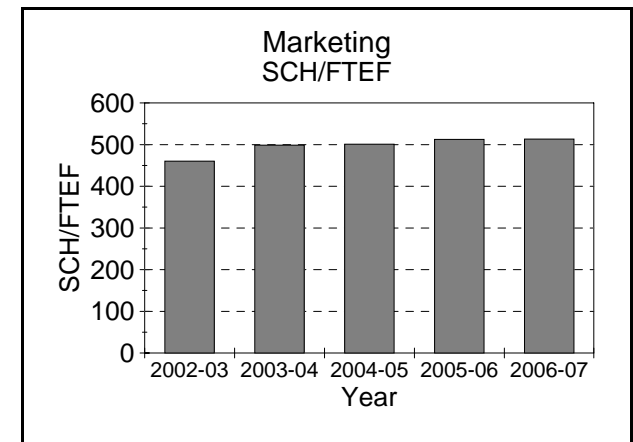
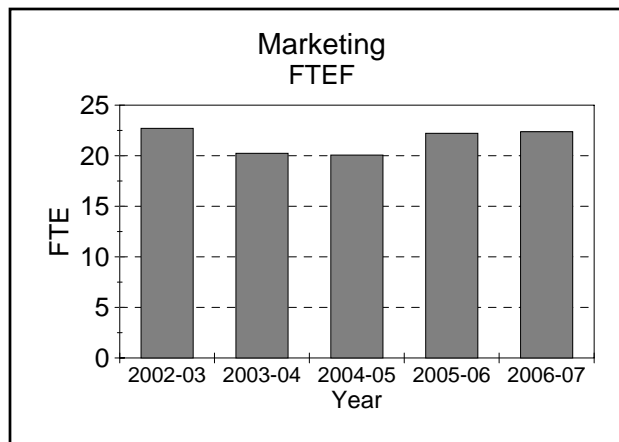
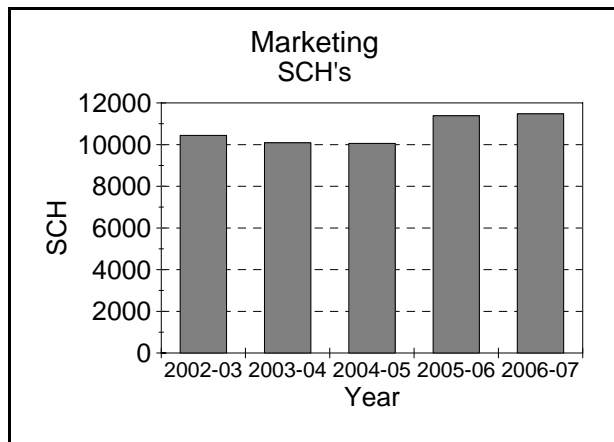
Caution: When viewing graphs, please note the differences in scales
Source: Office of Institutional Research, g:\...\facload\0607\prpbs5g.rsl

Ferris State University

Student Credit Hours (SCH), Full Time Equated Faculty (FTEF) and SCH/FTEF Aggregated by Department

Fall and Winter Terms Combined

Marketing (College of Business)



<u>Year</u>	<u>SCH</u>	<u>FTEF</u>	<u>SCH/FTEF</u>
2002-03	10,445.00	22.70	460.09
2003-04	10,088.00	20.23	498.58
2004-05	10,057.00	20.07	501.08
2005-06	11,382.00	22.21	512.54
2006-07	11,481.00	22.37	513.23

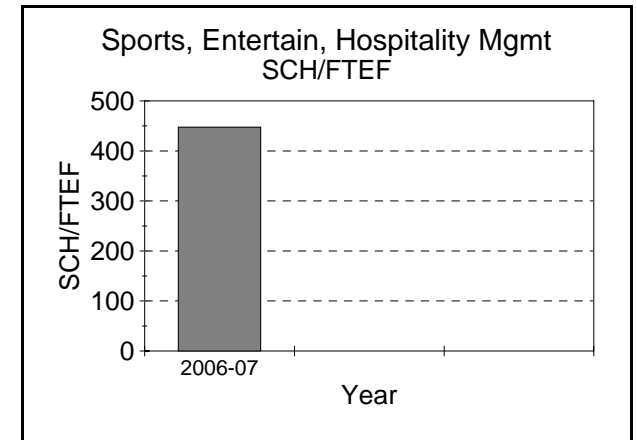
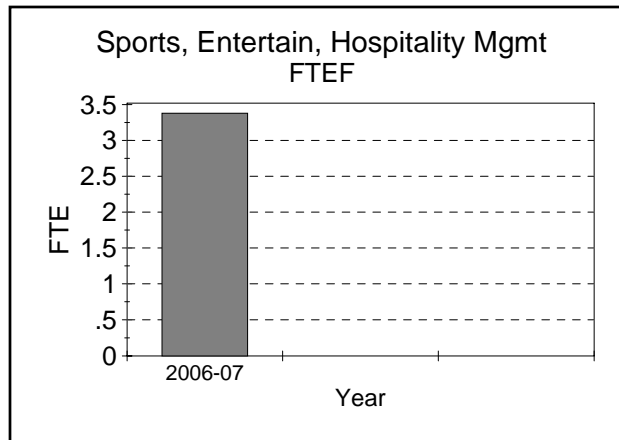
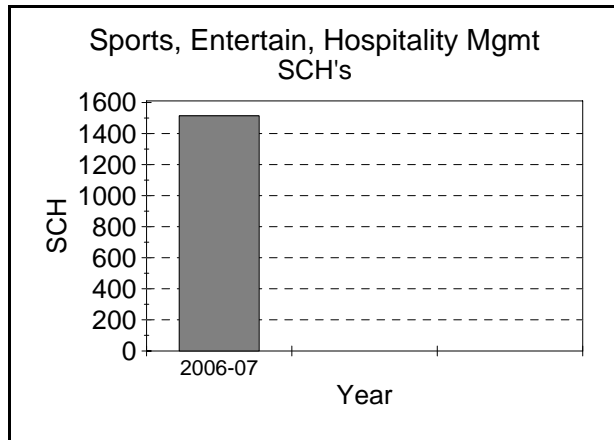
Caution: When viewing graphs, please note the differences in scales
Source: Office of Institutional Research, g:\...\facload\0607\prdb4g.rsl

Ferris State University

Student Credit Hours (SCH), Full Time Equated Faculty (FTEF) and SCH/FTEF Aggregated by Department

Fall and Winter Terms Combined

Sports, Entertainment, Hospitality Management (College of Business)



<u>Year</u>	<u>SCH</u>	<u>FTEF</u>	<u>SCH/FTEF</u>
2006-07	1,505.00	3.36	447.40

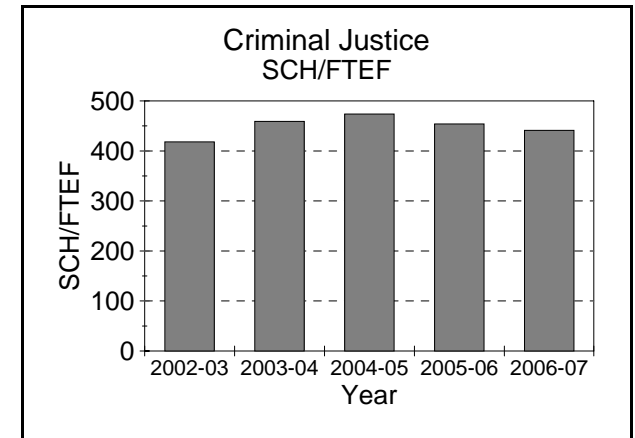
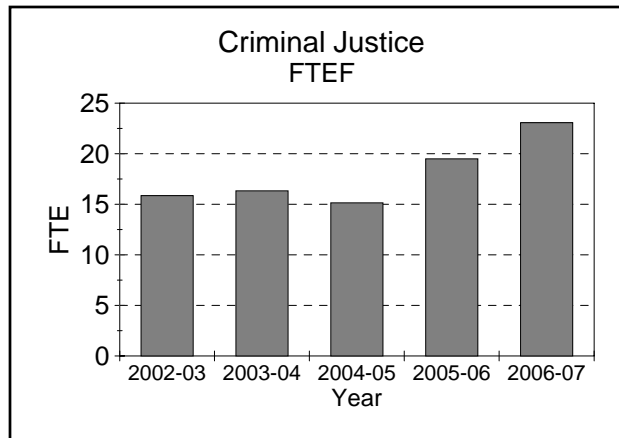
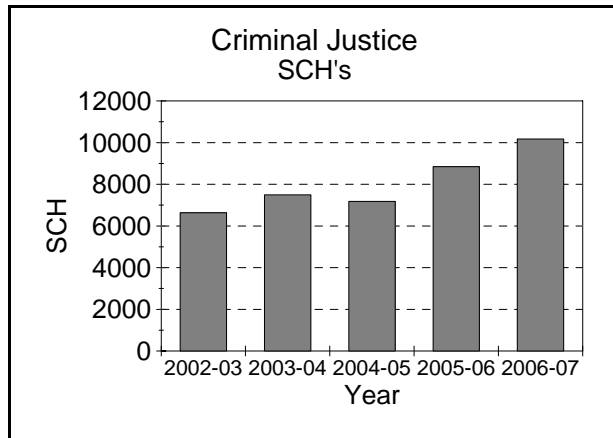
Caution: When viewing graphs, please note the differences in scales
Source: Office of Institutional Research, g:\...\facload\0607\prpbs8g.rsl

Ferris State University

Student Credit Hours (SCH), Full Time Equated Faculty (FTEF) and SCH/FTEF Aggregated by Department

Fall and Winter Terms Combined

Criminal Justice (College of Education & Human Services)



<u>Year</u>	<u>SCH</u>	<u>FTEF</u>	<u>SCH/FTEF</u>
2002-03	6,631.00	15.86	418.01
2003-04	7,492.00	16.33	458.93
2004-05	7,177.00	15.15	473.77
2005-06	8,846.00	19.49	453.87
2006-07	10,176.00	23.07	441.03

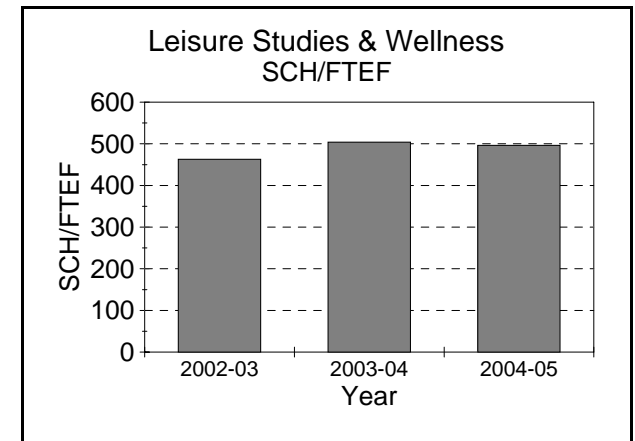
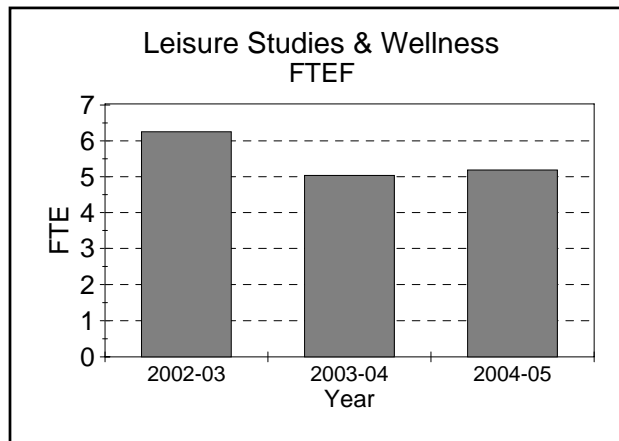
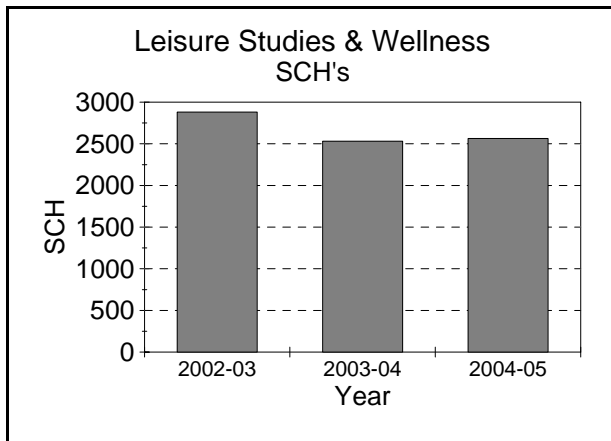
Caution: When viewing graphs, please note the differences in scales
Source: Office of Institutional Research, g:\...fload\0607\prded2g.rsl

Ferris State University

Student Credit Hours (SCH), Full Time Equated Faculty (FTEF) and SCH/FTEF Aggregated by Department

Fall and Winter Terms Combined

Leisure Studies & Wellness (College of Education & Human Services)



<u>Year</u>	<u>SCH</u>	<u>FTEF</u>	<u>SCH/FTEF</u>
2002-03	2,881.00	6.23	462.79
2003-04	2,532.00	5.02	504.05
2004-05	2,564.00	5.17	496.18

<< Department changed to **Recreation Leisure Services & Wellness** in 2005-06 >>

Caution: When viewing graphs, please note the differences in scales

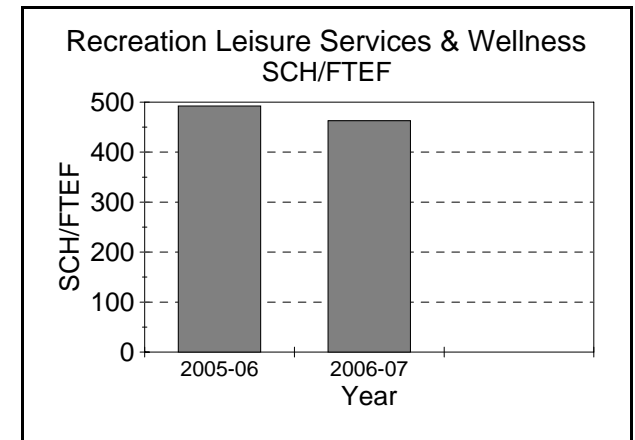
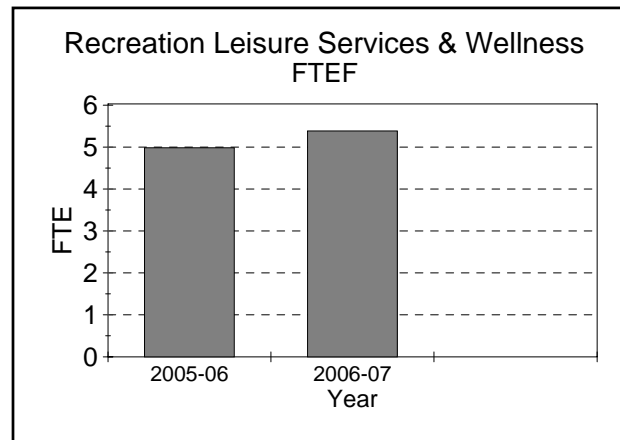
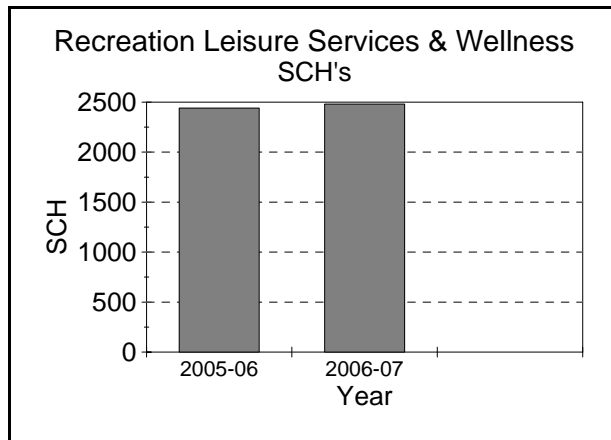
Source: Office of Institutional Research, g:\...\facload\0607\prded3g.rsl

Ferris State University

Student Credit Hours (SCH), Full Time Equated Faculty (FTEF) and SCH/FTEF Aggregated by Department

Fall and Winter Terms Combined

Recreation Leisure Services & Wellness (College of Education & Human Services)



<u>Year</u>	<u>SCH</u>	<u>FTEF</u>	<u>SCH/FTEF</u>
2005-06	2,441.00	4.96	492.30
2006-07	2,481.00	5.36	462.78

<< Prior to 2005-06 see **Leisure Studies & Wellness** >>

Caution: When viewing graphs, please note the differences in scales

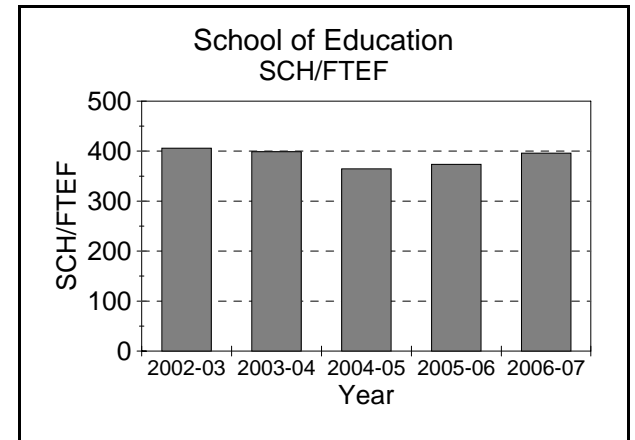
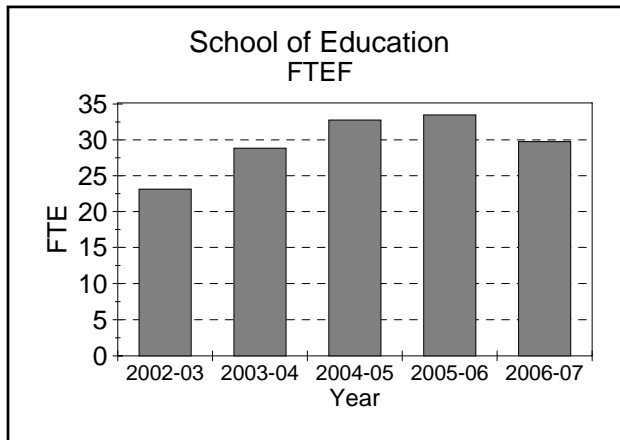
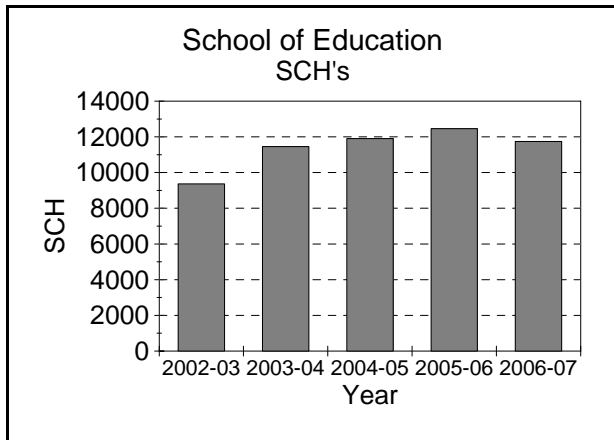
Source: Office of Institutional Research, g:\...\facload\0607\prded3g.rsl

Ferris State University

Student Credit Hours (SCH), Full Time Equated Faculty (FTEF) and SCH/FTEF Aggregated by Department

Fall and Winter Terms Combined

School of Education (College of Education & Human Services)



<u>Year</u>	<u>SCH</u>	<u>FTEF</u>	<u>SCH/FTEF</u>
2002-03	9,362.00	23.07	405.76
2003-04	11,455.00	28.73	398.77
2004-05	11,903.00	32.64	364.72
2005-06	12,460.00	33.34	373.70
2006-07	11,739.00	29.65	395.87

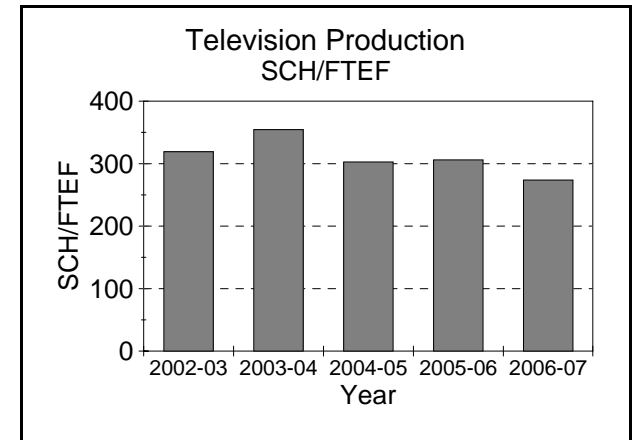
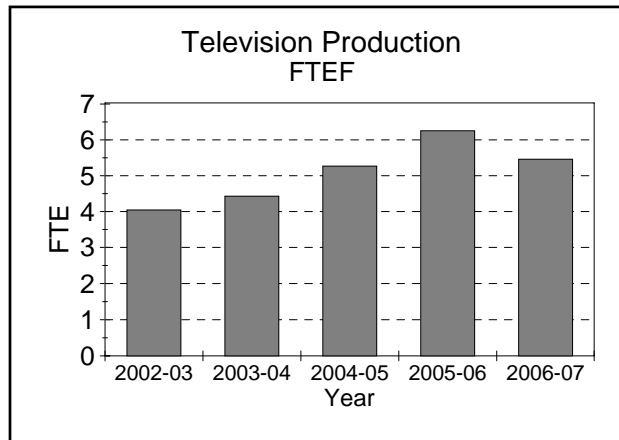
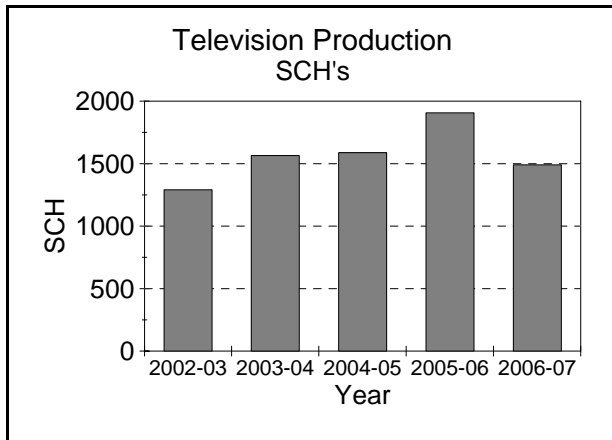
Caution: When viewing graphs, please note the differences in scales
Source: Office of Institutional Research, g:\...\facload\0607\prded4g.rsl

Ferris State University

Student Credit Hours (SCH), Full Time Equated Faculty (FTEF) and SCH/FTEF Aggregated by Department

Fall and Winter Terms Combined

Television Production (College of Education & Human Services)



<u>Year</u>	<u>SCH</u>	<u>FTEF</u>	<u>SCH/FTEF</u>
2002-03	1,291.00	4.04	319.16
2003-04	1,565.00	4.42	354.47
2004-05	1,588.00	5.25	302.76
2005-06	1,906.00	6.23	306.01
2006-07	1,491.00	5.44	273.83

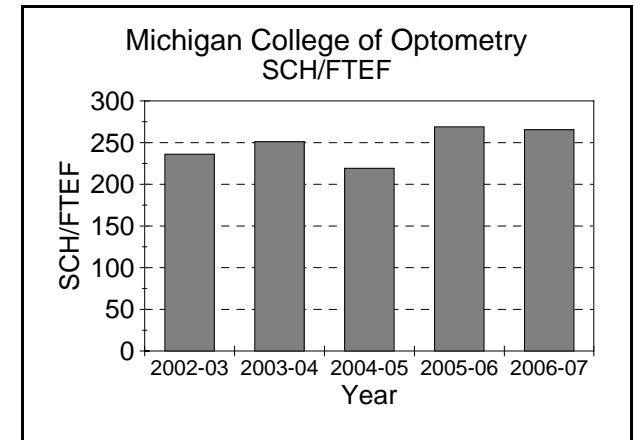
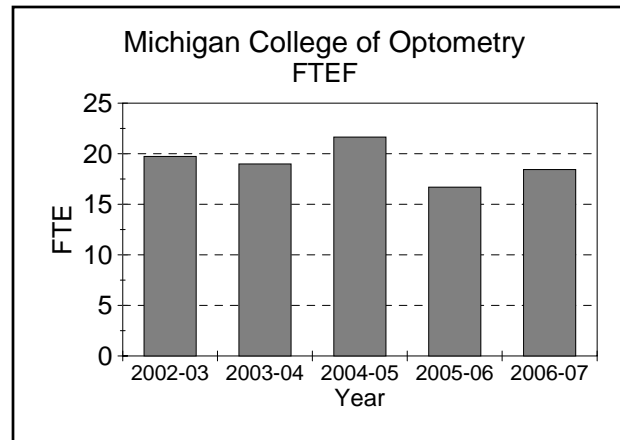
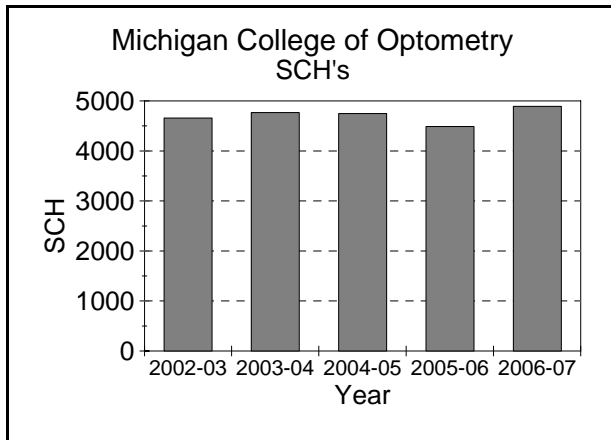
Caution: When viewing graphs, please note the differences in scales
Source: Office of Institutional Research, g:\...\facload\0607\prded5g.rsl

Ferris State University

Student Credit Hours (SCH), Full Time Equated Faculty (FTEF) and SCH/FTEF Aggregated by Department

Fall and Winter Terms Combined

Michigan College of Optometry (Michigan College of Optometry)



<u>Year</u>	<u>SCH</u>	<u>FTEF</u>	<u>SCH/FTEF</u>
2002-03	4,657.00	19.73	236.01
2003-04	4,765.00	18.98	251.10
2004-05	4,746.00	21.65	219.24
2005-06	4,488.00	16.69	268.85
2006-07	4,891.00	18.43	265.42

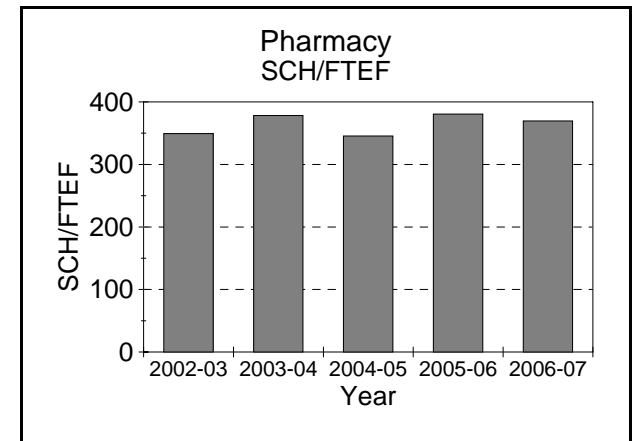
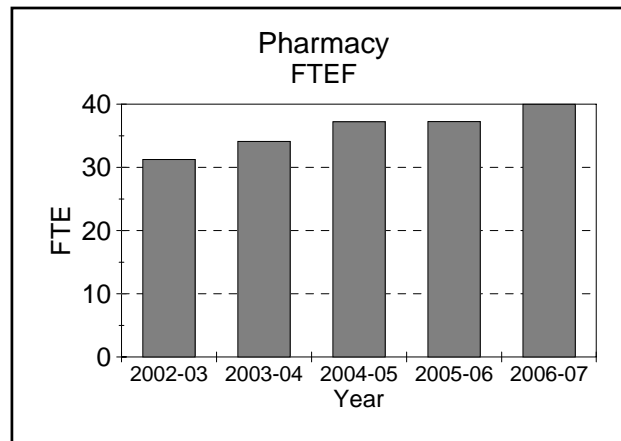
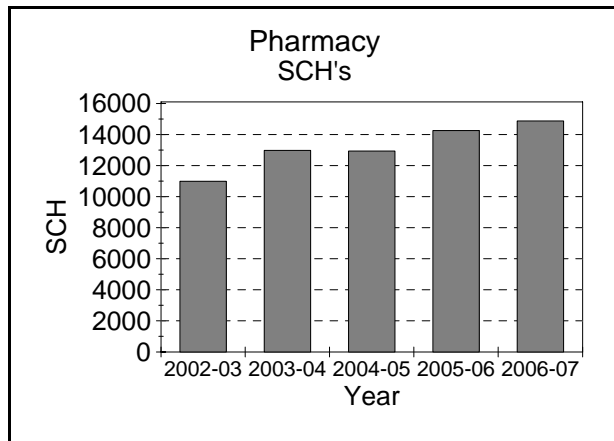
Caution: When viewing graphs, please note the differences in scales
Source: Office of Institutional Research, g:\...fload\0607\prdrop3g.rsl

Ferris State University

Student Credit Hours (SCH), Full Time Equated Faculty (FTEF) and SCH/FTEF Aggregated by Department

Fall and Winter Terms Combined

Pharmacy (College of Pharmacy)



<u>Year</u>	<u>SCH</u>	<u>FTEF</u>	<u>SCH/FTEF</u>
2002-03	10,919.00	31.25	349.42
2003-04	12,896.00	34.10	378.22
2004-05	12,860.00	37.21	345.61
2005-06	14,172.00	37.25	380.43
2006-07	14,777.50	39.97	369.67

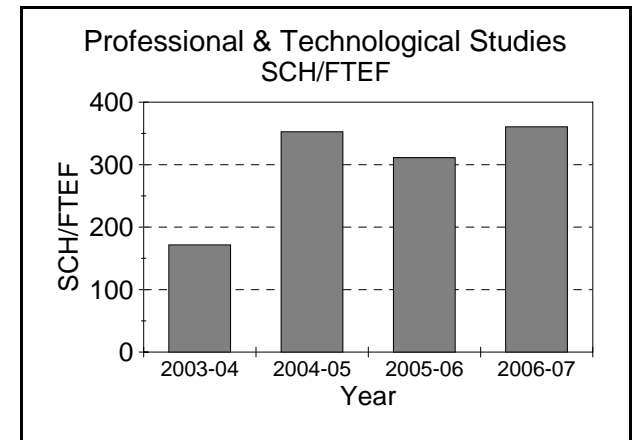
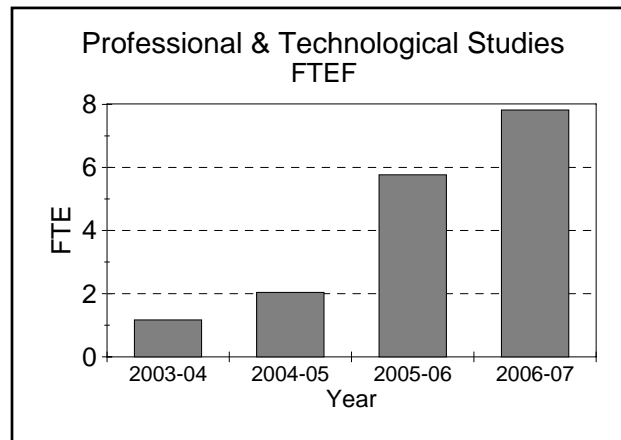
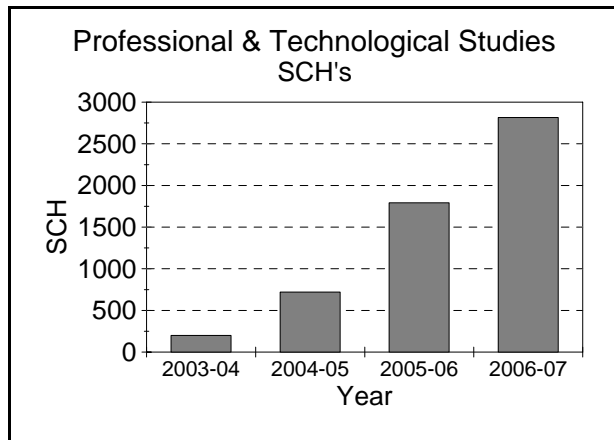
Caution: When viewing graphs, please note the differences in scales
Source: Office of Institutional Research, g:\...\facload\0607\prph1g.rsl

Ferris State University

Student Credit Hours (SCH), Full Time Equated Faculty (FTEF) and SCH/FTEF Aggregated by Department

Fall and Winter Terms Combined

Professional & Technological Studies (College of Professional & Technological Studies)



<u>Year</u>	<u>SCH</u>	<u>FTEF</u>	<u>SCH/FTEF</u>
2003-04	200.00	1.17	171.67
2004-05	721.00	2.04	352.57
2005-06	1,791.00	5.76	311.21
2006-07	2,815.00	7.81	360.53

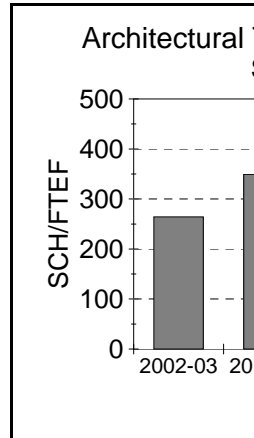
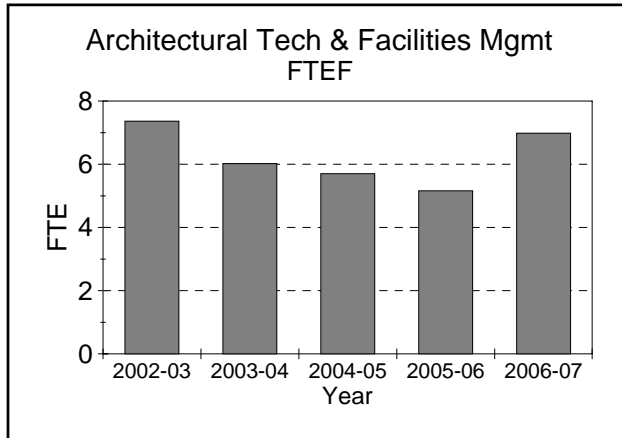
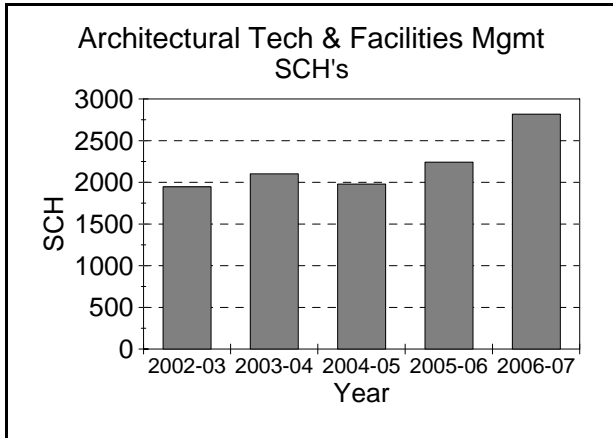
Caution: When viewing graphs, please note the differences in scales
Source: Office of Institutional Research, g:\...fload\0607\prcps1g.rsl

Ferris State University

Student Credit Hours (SCH), Full Time Equated Faculty (FTEF) and SCH Aggregated by Department

Fall and Winter Terms Combined

Architectural Tech & Facilities Mgmt (College of Technology)



<u>Year</u>	<u>SCH</u>	<u>FTEF</u>	<u>SCH/FTEF</u>
2002-03	1,946.00	7.36	264.37
2003-04	2,102.00	6.02	349.32
2004-05	1,979.00	5.70	346.92
2005-06	2,242.00	5.16	434.45
2006-07	2,817.00	6.98	403.80

Caution: When viewing graphs, please note the differences in scales

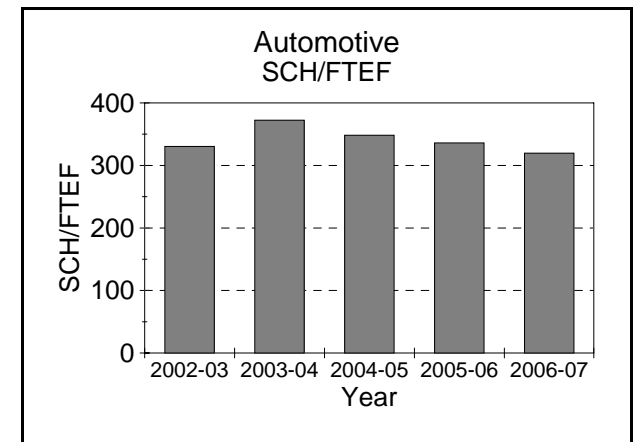
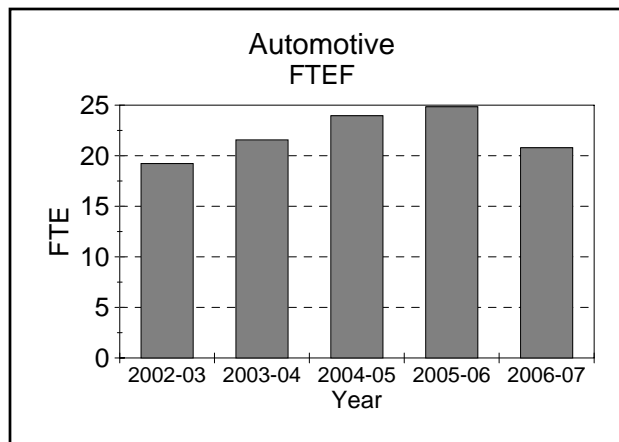
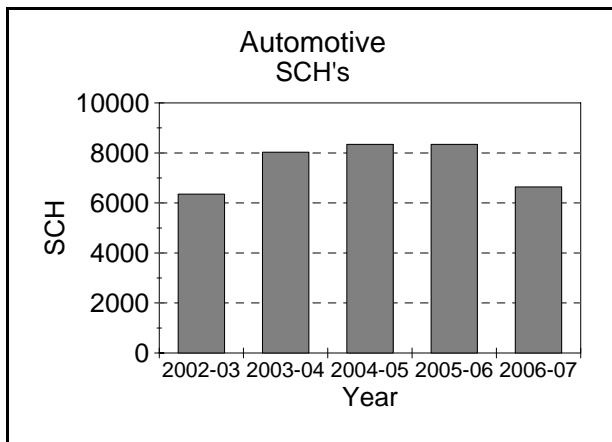
Source: Office of Institutional Research, g:\...lfacload\0607\prte1g.rsl

Ferris State University

Student Credit Hours (SCH), Full Time Equated Faculty (FTEF) and SCH/FTEF Aggregated by Department

Fall and Winter Terms Combined

Automotive (College of Technology)



<u>Year</u>	<u>SCH</u>	<u>FTEF</u>	<u>SCH/FTEF</u>
2002-03	6,353.00	19.22	330.51
2003-04	8,032.00	21.57	372.38
2004-05	8,345.00	23.95	348.37
2005-06	8,345.00	24.84	335.98
2006-07	6,644.00	20.79	319.60

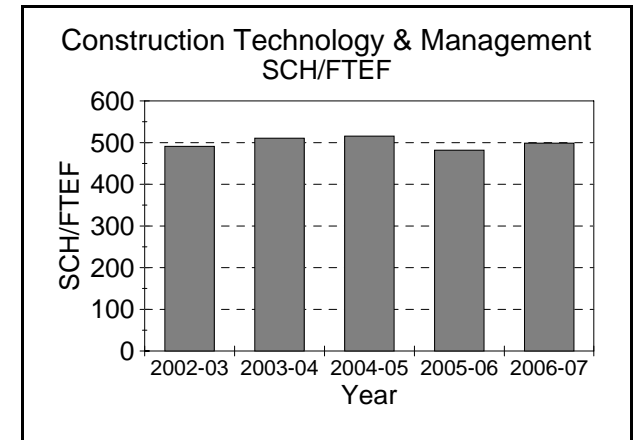
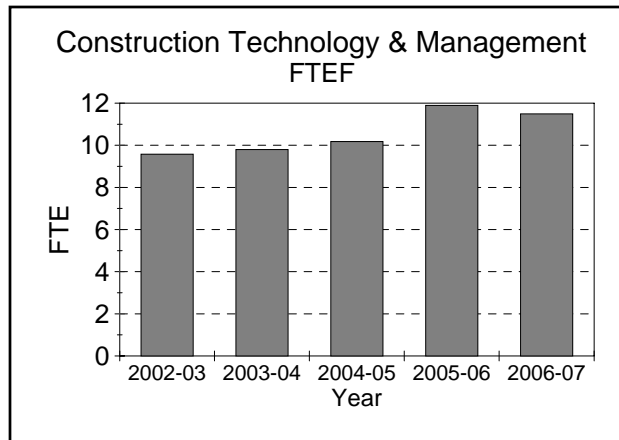
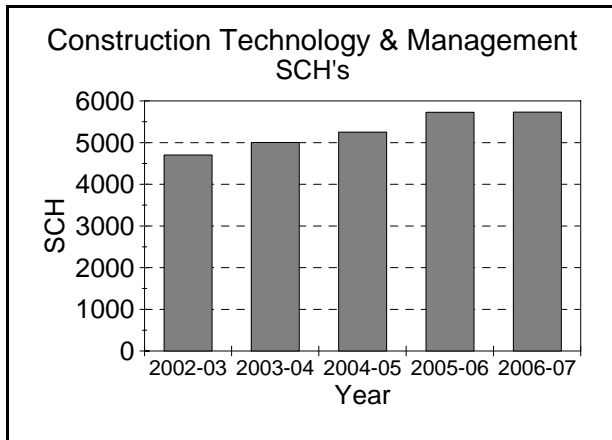
Caution: When viewing graphs, please note the differences in scales
Source: Office of Institutional Research, g:\...vacload\0607\prdt2g.rsl

Ferris State University

Student Credit Hours (SCH), Full Time Equated Faculty (FTEF) and SCH/FTEF Aggregated by Department

Fall and Winter Terms Combined

Construction Technology & Management (College of Technology)



<u>Year</u>	<u>SCH</u>	<u>FTEF</u>	<u>SCH/FTEF</u>
2002-03	4,704.00	9.58	491.02
2003-04	5,003.00	9.80	510.68
2004-05	5,251.00	10.18	515.58
2005-06	5,729.00	11.89	481.67
2006-07	5,732.00	11.49	498.76

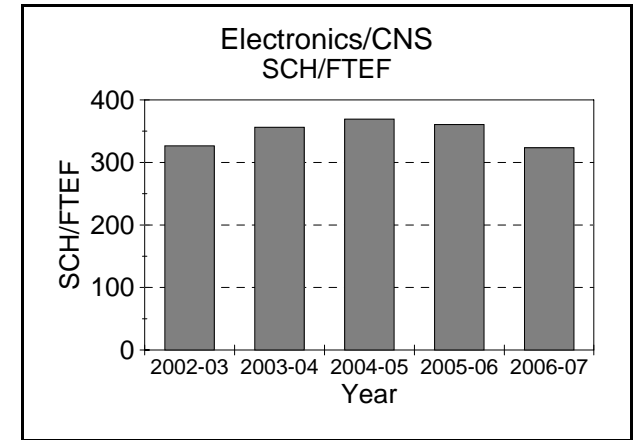
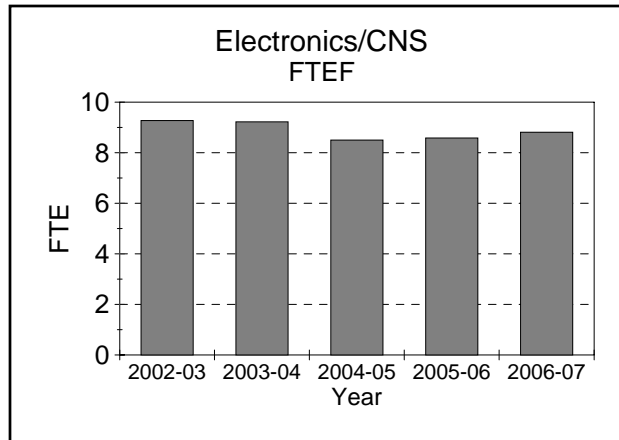
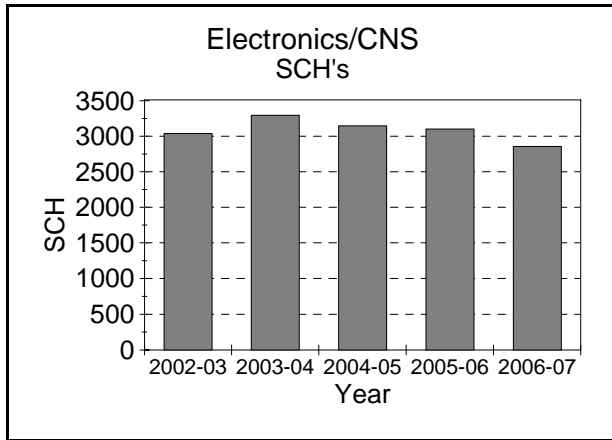
Caution: When viewing graphs, please note the differences in scales
Source: Office of Institutional Research, g:\...fload\0607\prdt3g.rsl

Ferris State University

Student Credit Hours (SCH), Full Time Equated Faculty (FTEF) and SCH/FTEF Aggregated by Department

Fall and Winter Terms Combined

Electronics/CNS (College of Technology)



<u>Year</u>	<u>SCH</u>	<u>FTEF</u>	<u>SCH/FTEF</u>
2002-03	3,029.00	9.27	326.61
2003-04	3,284.00	9.22	356.23
2004-05	3,137.00	8.50	369.28
2005-06	3,093.00	8.58	360.65
2006-07	2,848.00	8.81	323.38

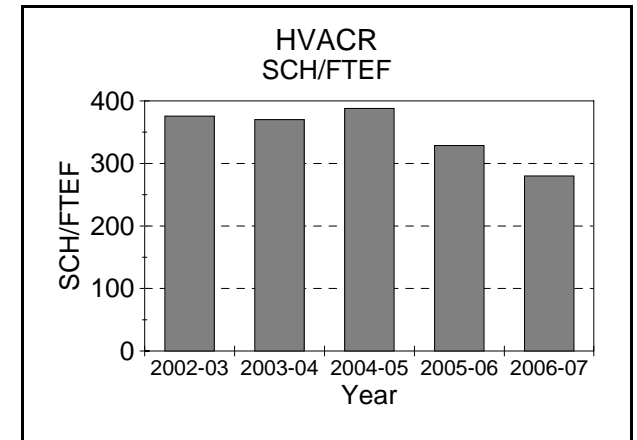
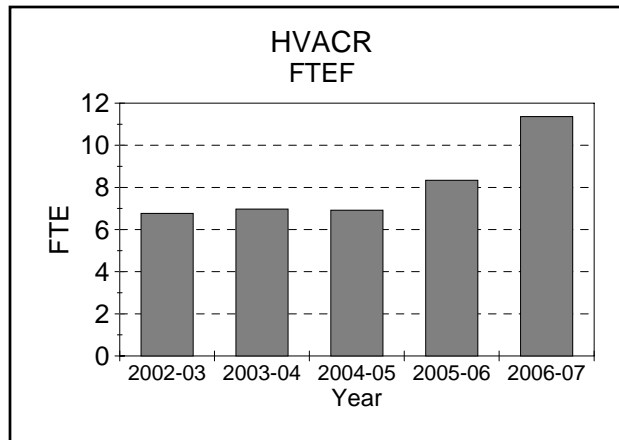
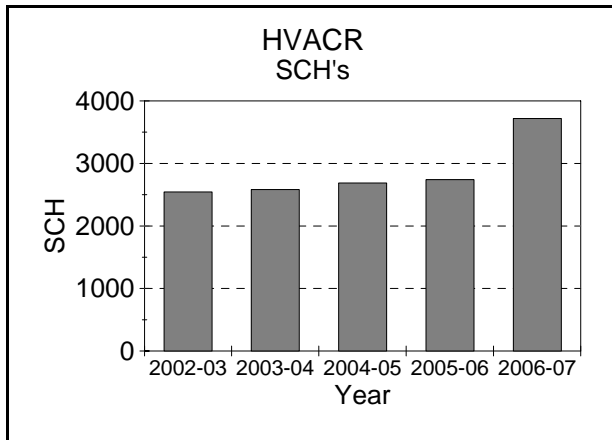
Caution: When viewing graphs, please note the differences in scales
Source: Office of Institutional Research, g:\...fload\0607\prdt4g.rsl

Ferris State University

Student Credit Hours (SCH), Full Time Equated Faculty (FTEF) and SCH/FTEF Aggregated by Department

Fall and Winter Terms Combined

HVACR (College of Technology)



<u>Year</u>	<u>SCH</u>	<u>FTEF</u>	<u>SCH/FTEF</u>
2002-03	2,544.00	6.77	375.81
2003-04	2,581.00	6.97	370.15
2004-05	2,687.00	6.92	388.08
2005-06	2,742.00	8.34	328.65
2006-07	3,719.00	11.36	279.96

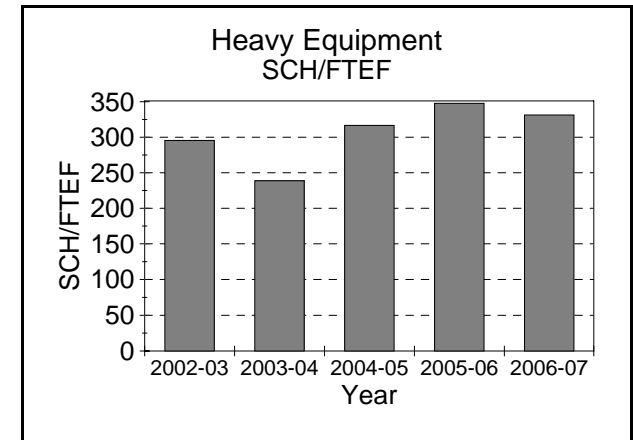
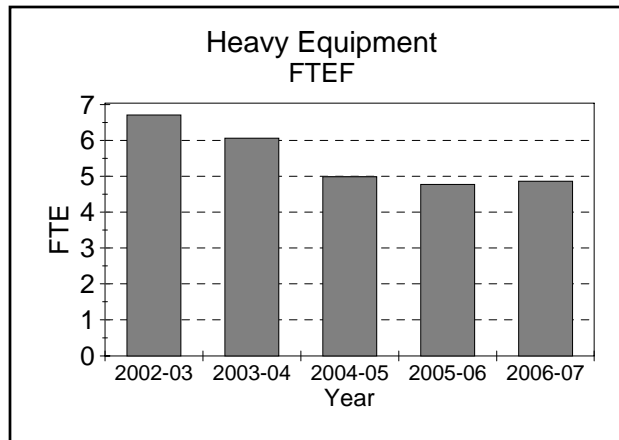
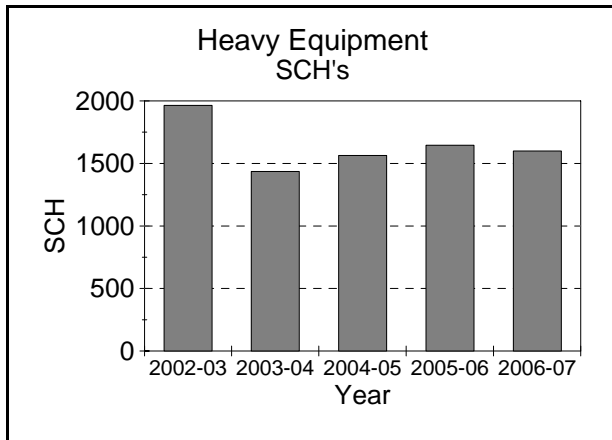
Caution: When viewing graphs, please note the differences in scales
Source: Office of Institutional Research, g:\...fload\0607\prdt5g.rsl

Ferris State University

Student Credit Hours (SCH), Full Time Equated Faculty (FTEF) and SCH/FTEF Aggregated by Department

Fall and Winter Terms Combined

Heavy Equipment (College of Technology)



<u>Year</u>	<u>SCH</u>	<u>FTEF</u>	<u>SCH/FTEF</u>
2002-03	1,964.00	6.67	294.60
2003-04	1,436.00	6.03	238.34
2004-05	1,564.00	4.96	315.64
2005-06	1,646.00	4.75	346.53
2006-07	1,599.00	4.84	330.37

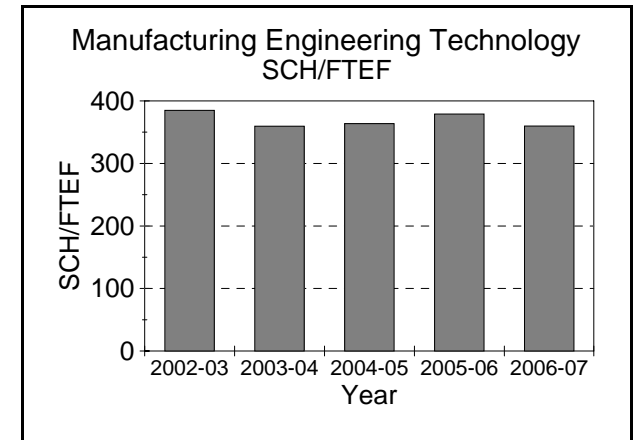
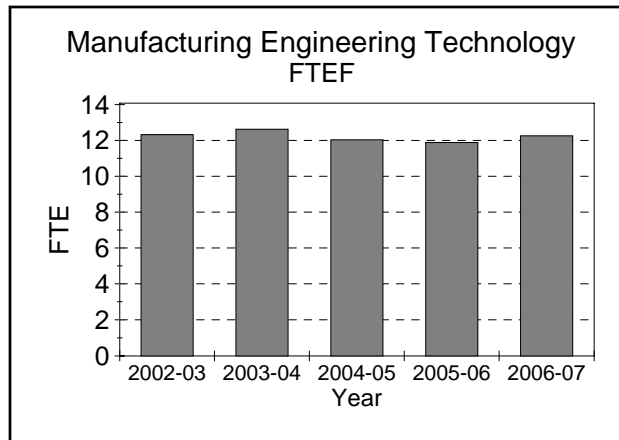
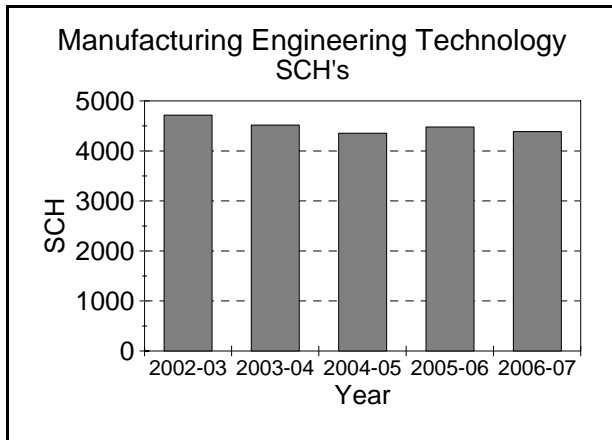
Caution: When viewing graphs, please note the differences in scales
Source: Office of Institutional Research, g:\...fload\0607\prcte6g.rsl

Ferris State University

Student Credit Hours (SCH), Full Time Equated Faculty (FTEF) and SCH/FTEF Aggregated by Department

Fall and Winter Terms Combined

Manufacturing Engineering Technology (College of Technology)



<u>Year</u>	<u>SCH</u>	<u>FTEF</u>	<u>SCH/FTEF</u>
2002-03	4,714.00	12.25	384.89
2003-04	4,516.00	12.56	359.57
2004-05	4,354.00	11.97	363.60
2005-06	4,480.00	11.82	379.10
2006-07	4,385.00	12.19	359.74

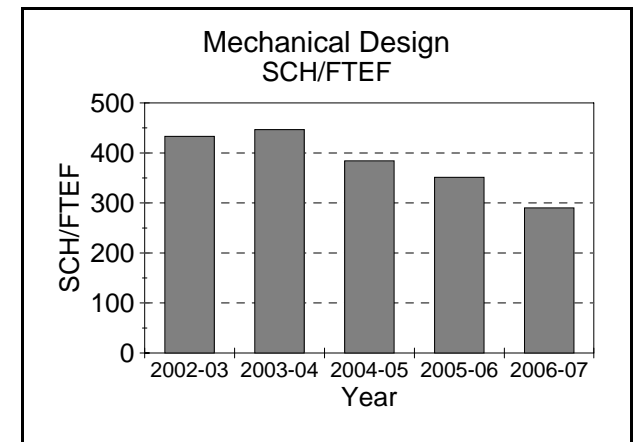
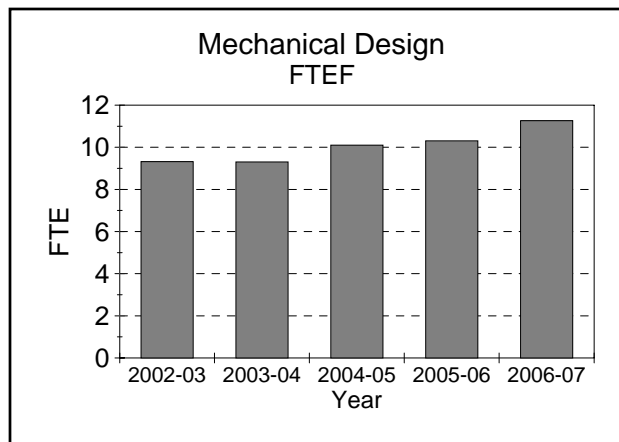
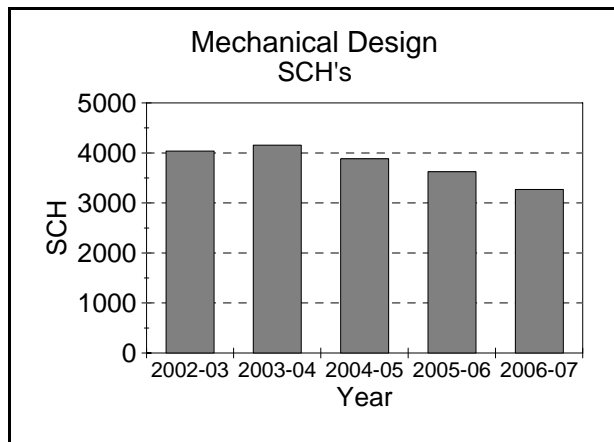
Caution: When viewing graphs, please note the differences in scales
Source: Office of Institutional Research, g:\...fload\0607\prdt7g.rsl

Ferris State University

Student Credit Hours (SCH), Full Time Equated Faculty (FTEF) and SCH/FTEF Aggregated by Department

Fall and Winter Terms Combined

Mechanical Design (College of Technology)



<u>Year</u>	<u>SCH</u>	<u>FTEF</u>	<u>SCH/FTEF</u>
2002-03	4,037.00	9.32	433.10
2003-04	4,154.00	9.30	446.60
2004-05	3,882.00	10.10	384.29
2005-06	3,623.00	10.31	351.36
2006-07	3,268.00	11.26	290.25

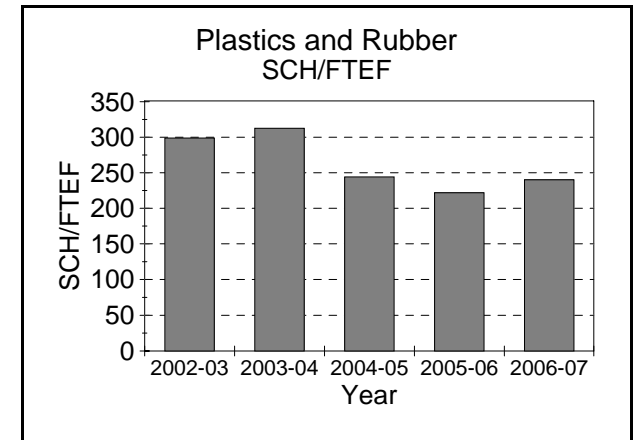
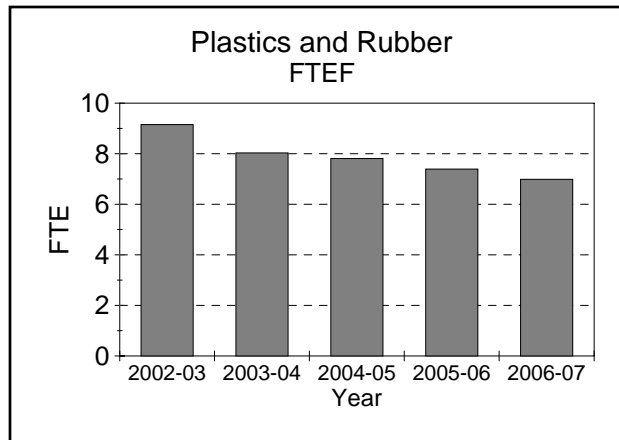
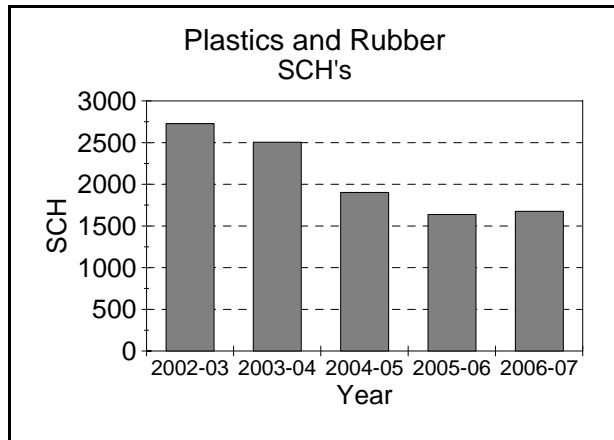
Caution: When viewing graphs, please note the differences in scales
Source: Office of Institutional Research, g:\...fload\0607\prdt8g.rsl

Ferris State University

Student Credit Hours (SCH), Full Time Equated Faculty (FTEF) and SCH/FTEF Aggregated by Department

Fall and Winter Terms Combined

Plastics and Rubber (College of Technology)



<u>Year</u>	<u>SCH</u>	<u>FTEF</u>	<u>SCH/FTEF</u>
2002-03	2,727.00	9.15	298.11
2003-04	2,504.00	8.03	311.64
2004-05	1,902.00	7.81	243.59
2005-06	1,637.00	7.39	221.42
2006-07	1,676.00	6.99	239.68

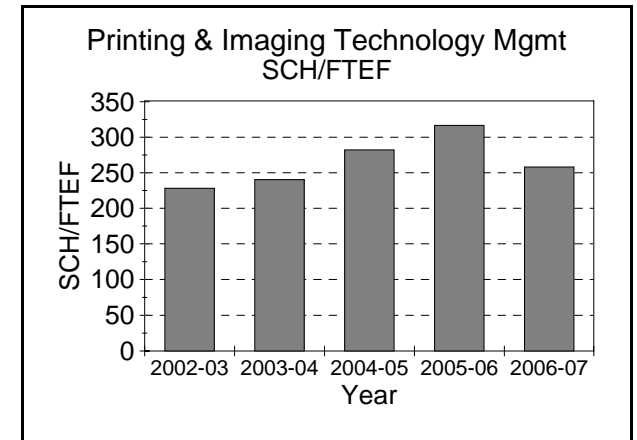
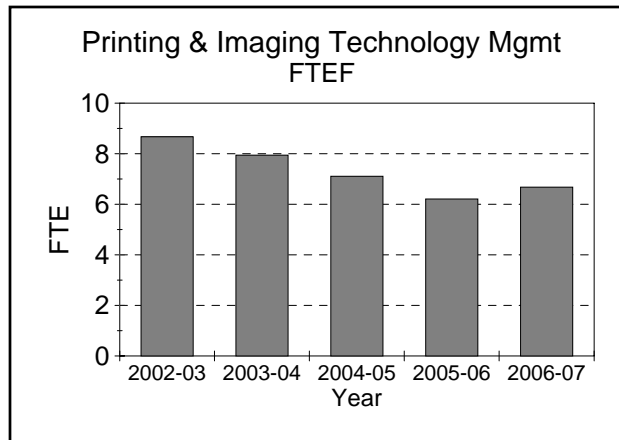
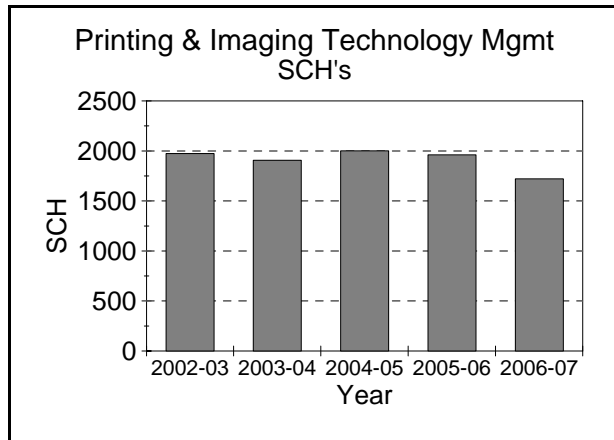
Caution: When viewing graphs, please note the differences in scales
Source: Office of Institutional Research, g:\...fload\0607\prdt9g.rsl

Ferris State University

Student Credit Hours (SCH), Full Time Equated Faculty (FTEF) and SCH/FTEF Aggregated by Department

Fall and Winter Terms Combined

Printing & Imaging Technology Mgmt (College of Technology)



<u>Year</u>	<u>SCH</u>	<u>FTEF</u>	<u>SCH/FTEF</u>
2002-03	1,973.00	8.67	227.70
2003-04	1,906.00	7.94	239.92
2004-05	2,001.00	7.11	281.53
2005-06	1,961.00	6.21	315.78
2006-07	1,721.00	6.68	257.44

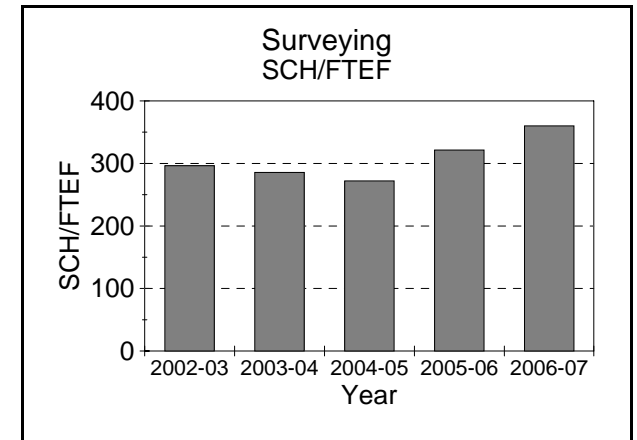
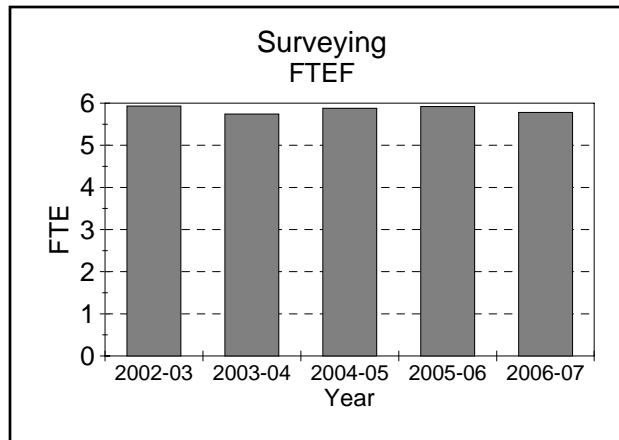
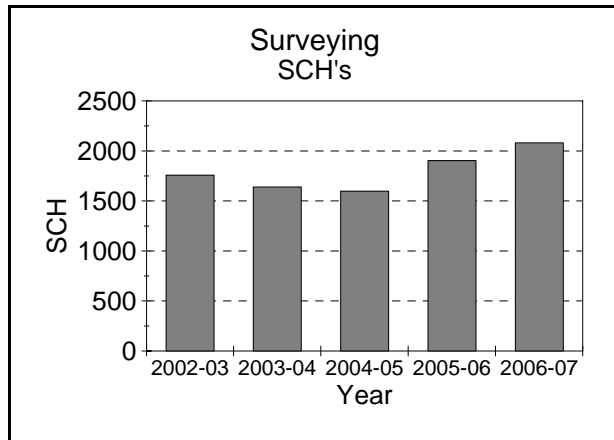
Caution: When viewing graphs, please note the differences in scales
Source: Office of Institutional Research, g:\...\facload\0607\prdte10g.rsl

Ferris State University

Student Credit Hours (SCH), Full Time Equated Faculty (FTEF) and SCH/FTEF Aggregated by Department

Fall and Winter Terms Combined

Surveying (College of Technology)



<u>Year</u>	<u>SCH</u>	<u>FTEF</u>	<u>SCH/FTEF</u>
2002-03	1,758.00	5.93	296.46
2003-04	1,639.00	5.74	285.49
2004-05	1,598.00	5.88	271.92
2005-06	1,904.00	5.92	321.43
2006-07	2,081.00	5.78	360.02

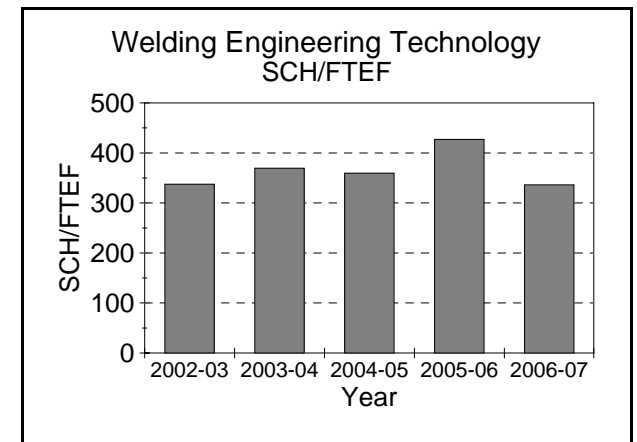
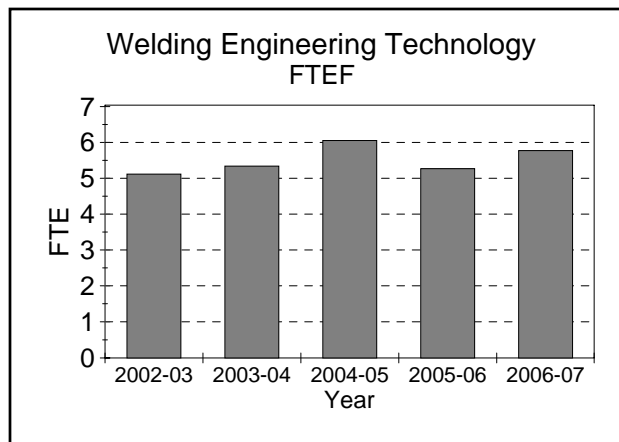
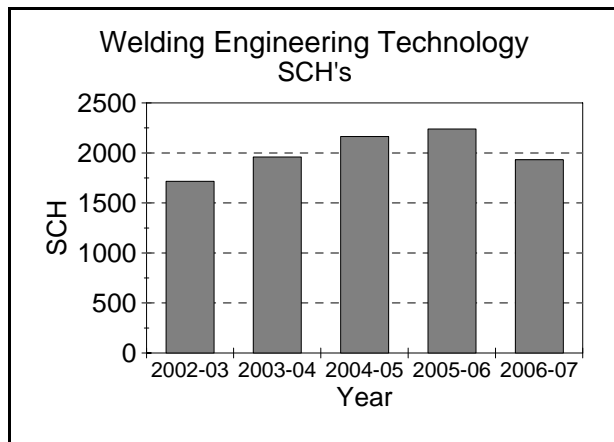
Caution: When viewing graphs, please note the differences in scales
Source: Office of Institutional Research, g:\...\facload\0607\prdte11g.rsl

Ferris State University

Student Credit Hours (SCH), Full Time Equated Faculty (FTEF) and SCH/FTEF Aggregated by Department

Fall and Winter Terms Combined

Welding Engineering Technology (College of Technology)



<u>Year</u>	<u>SCH</u>	<u>FTEF</u>	<u>SCH/FTEF</u>
2002-03	1,716.00	5.09	337.46
2003-04	1,960.00	5.31	369.45
2004-05	2,164.00	6.02	359.47
2005-06	2,240.00	5.24	427.11
2006-07	1,932.00	5.74	336.29

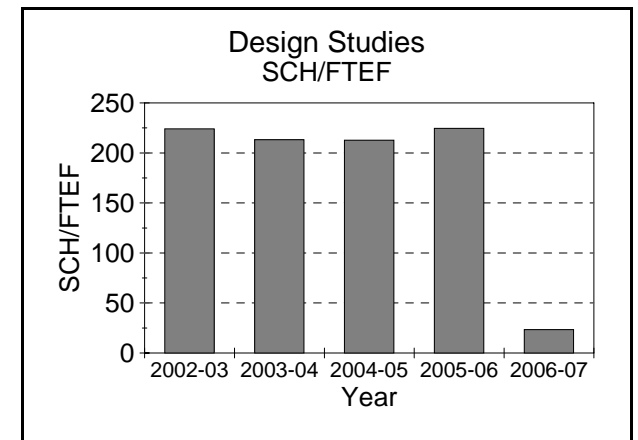
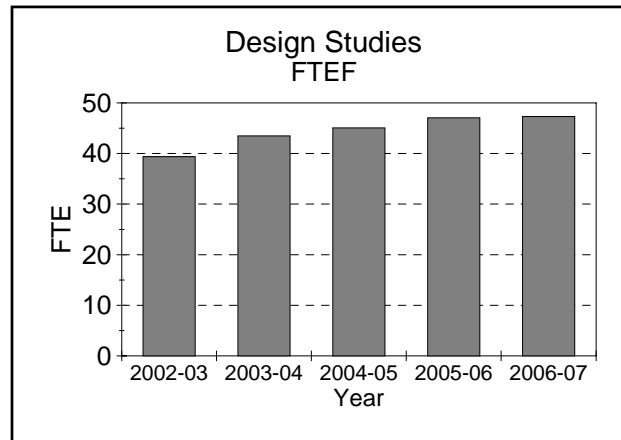
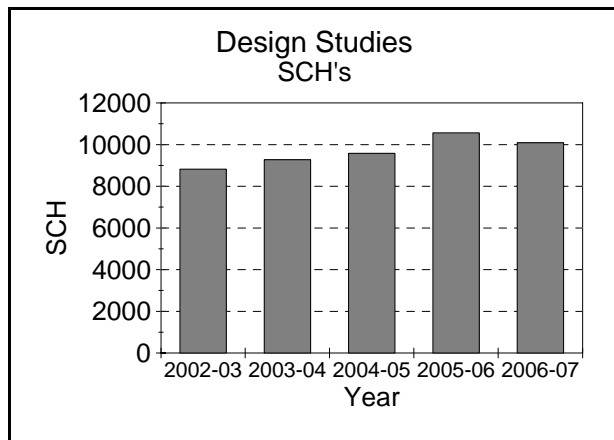
Caution: When viewing graphs, please note the differences in scales
Source: Office of Institutional Research, g:\...\facload\0607\prdte12g.rsl

Ferris State University

Student Credit Hours (SCH), Full Time Equated Faculty (FTEF) and SCH/FTEF Aggregated by Department

Fall and Winter Terms Combined

Design Studies (Kendall College of Art & Design)



<u>Year</u>	<u>SCH</u>	<u>FTEF</u>	<u>SCH/FTEF</u>
2002-03	8,822.00	39.37	224.09
2003-04	9,273.00	43.49	213.22
2004-05	9,585.00	45.07	212.66
2005-06	10,563.00	47.05	224.51
2006-07	10,089.00	47.30	23.31

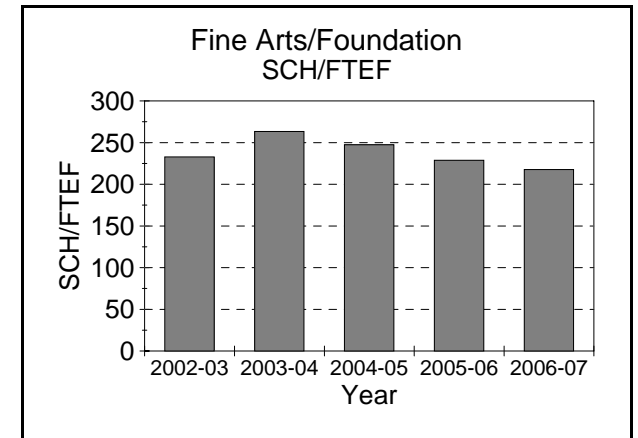
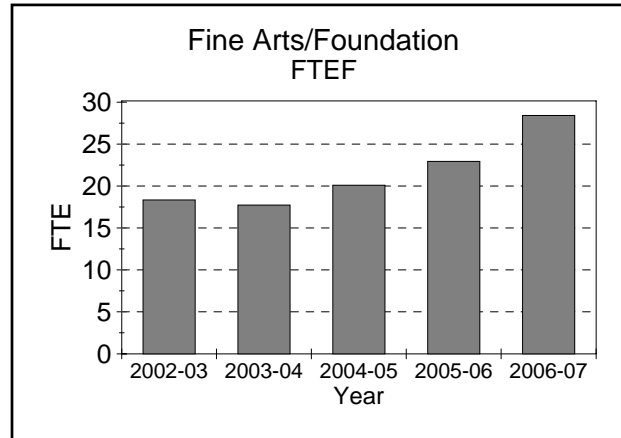
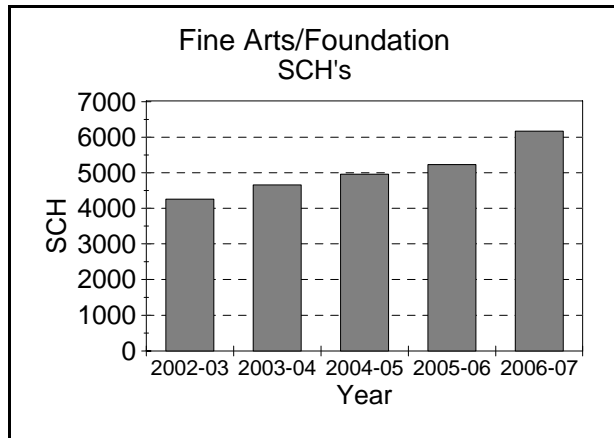
Caution: When viewing graphs, please note the differences in scales
Source: Office of Institutional Research, g:\...\facload\0607\prdkc1g.rsl

Ferris State University

Student Credit Hours (SCH), Full Time Equated Faculty (FTEF) and SCH/FTEF Aggregated by Department

Fall and Winter Terms Combined

Fine Arts/Foundation (Kendall College of Art & Design)



<u>Year</u>	<u>SCH</u>	<u>FTEF</u>	<u>SCH/FTEF</u>
2002-03	4,250.00	18.25	232.83
2003-04	4,648.00	17.65	263.35
2004-05	4,949.00	20.00	247.46
2005-06	5,219.00	22.82	228.73
2006-07	6,153.00	28.28	217.60

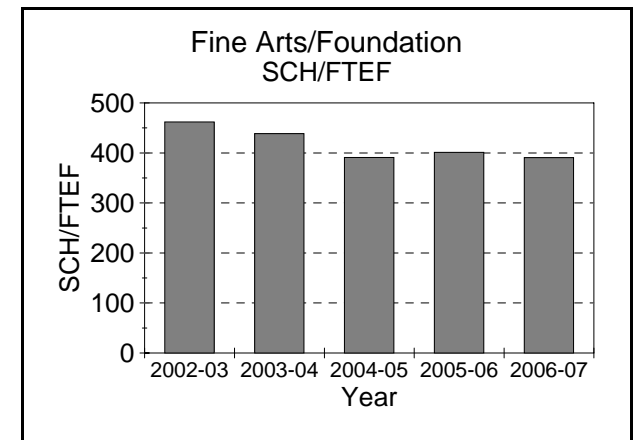
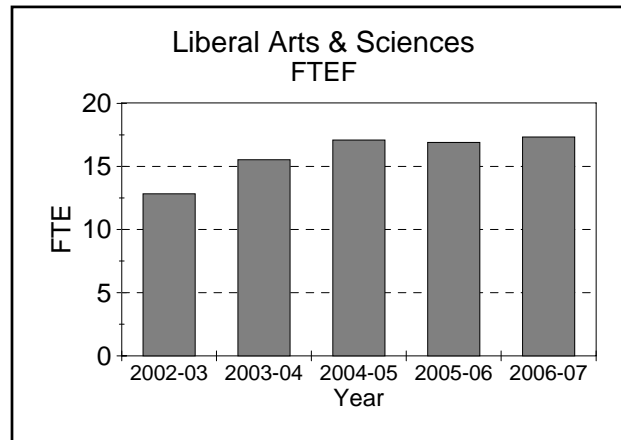
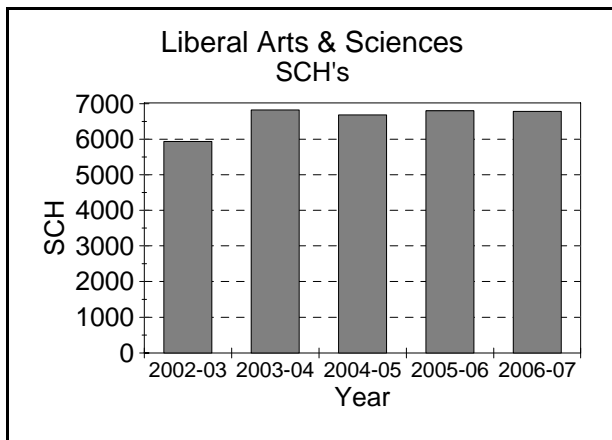
Caution: When viewing graphs, please note the differences in scales
Source: Office of Institutional Research, g:\...fload\0607\prdkc2g.rsl

Ferris State University

Student Credit Hours (SCH), Full Time Equated Faculty (FTEF) and SCH/FTEF Aggregated by Department

Fall and Winter Terms Combined

Liberal Arts & Sciences (Kendall College of Art & Design)



<u>Year</u>	<u>SCH</u>	<u>FTEF</u>	<u>SCH/FTEF</u>
2002-03	5,922.00	12.82	461.93
2003-04	6,801.00	15.51	438.47
2004-05	6,666.00	17.06	390.78
2005-06	6,779.00	16.88	401.06
2006-07	6,762.00	17.31	390.66

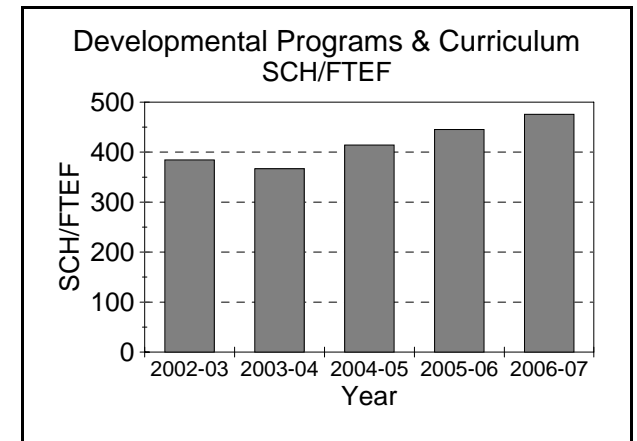
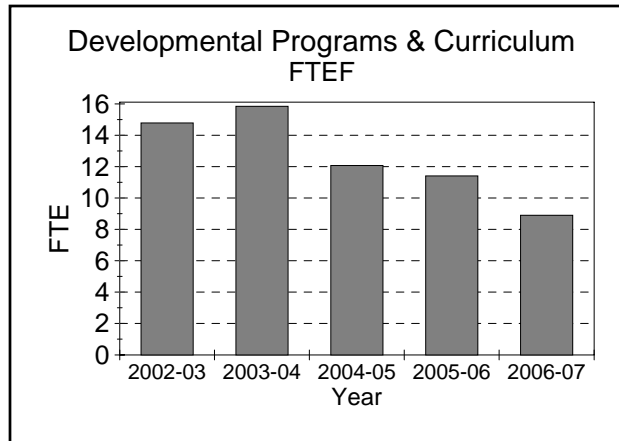
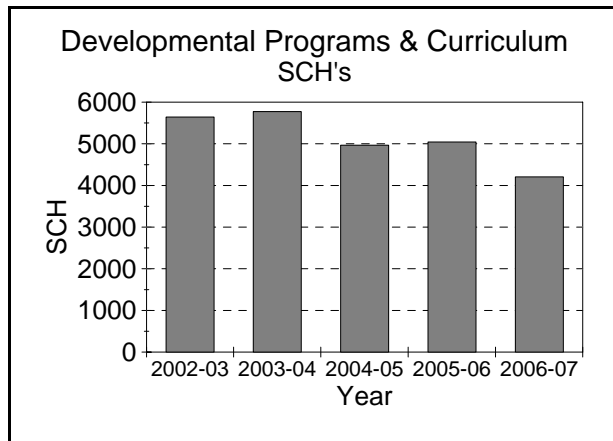
Caution: When viewing graphs, please note the differences in scales
Source: Office of Institutional Research, g:\...facload\0607\prdkc3g.rsl

Ferris State University

Student Credit Hours (SCH), Full Time Equated Faculty (FTEF) and SCH/FTEF Aggregated by Department

Fall and Winter Terms Combined

Developmental Programs & Curriculum (University College)



<u>Year</u>	<u>SCH</u>	<u>FTEF</u>	<u>SCH/FTEF</u>
2002-03	5,644.00	14.68	384.54
2003-04	5,775.00	15.74	366.92
2004-05	4,967.00	11.99	414.35
2005-06	5,045.00	11.33	445.33
2006-07	4,205.00	8.84	475.68

Caution: When viewing graphs, please note the differences in scales
Source: Office of Institutional Research, g:\...\facload\0607\prduc1g.rsl