

FERRIS STATE UNIVERSITY

FERRIS FORWARD



FACT BOOK

2021-2022



January 2022

Dear Colleague:

The *Ferris State University Fact Book* is an annual project conducted as a service to the university community by the Office of Institutional Research and Testing, in the Division of Student Affairs. This 31st edition is a document designed to answer the most frequently asked questions about Ferris State University.

New additions to the Fact Book this year include: Student Credit Hours (SCH) Produced by Degree Level found in the Enrollment section and Number of Approved Programs by Degree found in the Degree section. *Please note, the College of Arts & Sciences name was changed to College of Arts, Sciences and Education beginning Fall 2021.*

To access the current Fact Book, as well as previous editions on the Ferris State University website, go to www.ferris.edu and click on “Resources”, “Institutional Research & Testing.” Under the Institutional Research heading, select “Fact Book Downloads.” As an alternative, you can simply type the words “Fact Book” in the search box located on the Ferris homepage. There are also excel files from the Fact Book that can be accessed under the heading “Fact Book Excel Files”. This includes Enrollment by Program by College, Degrees Conferred by Program by College, Enrollment Summary, and Enrollment Summary by College.

We would like to thank the many offices that assist us with the development of the information for the Fact Book. Please do not hesitate to contact us if you have any questions or have ideas for future editions of the Fact Book.

Robin Carter
Research & Testing Analyst

Mitzi Day
Director of Institutional Research

Ferris State University
Division of Student Affairs
Office of Institutional Research and Testing
CSS 313
(231) 591-3628

Link to Fact Book Downloads: <https://ferris.edu/admissions/testing/factbook/homepage.htm>

Link to Fact Book Excel Files: <https://ferris.edu/admissions/testing/factbook/excelpage.htm>

TABLE OF CONTENTS

GENERAL INFORMATION

Mission Statement/Vision Statement/Core Values	1
History/Location/Campus Size/Academic Colleges/Academic Services	2
Admissions/Educational Programs/Financial Aid	3
Accreditation	4
Student Costs/Tuition	5
Kendall Student Costs/Tuition	7
Athletics/Center for Latin@ Studies/Diversity, Inclusion and Strategic Initiatives Office	8
Career and Professional Success (CAPS)/Center for Student Involvement (CSI)/	
Entertainment Unlimited (EU)	9
Corporate & Professional Development Center	10
Educational Counseling and Disabilities Services Office	11
Extended & International Operations	12
Library (FLITE)	14
Library (FLITE) Statistics.....	15
Gifts to the University	16
Housing & Residence Life	17
Information Technology Services.....	18
Intramural and Recreational Sports.....	19
Kendall College of Art and Design	20
Multicultural Student Services.....	23
Retention and Student Success/Student Affairs/Student Employment.....	24
Ferris Buildings and Points of Interest	25
Ferris State University Calendar.....	33
Telephone Numbers (frequently used)	34
Educational Grants and Scholarships/Institutional Loans	35

ENROLLMENT

Total Headcount Enrollment.....	45
Enrollment by County (map)	46
Enrollment by State (map)	47
Enrollment by County.....	48
Enrollment by State & Country.....	49
5-Year Enrollment by College	50
Percent of Students by College.....	51
FYES Enrollment per FTE Faculty.....	52
Enrollment Summary	53
Enrollment Summary by College (On/Off/Online/KEN & Gender).....	54
Enrollment Summary by College (AE & BU)	55
Enrollment Summary by College (TE & HP).....	56
Enrollment Summary by College (KE)	57
Enrollment Summary by College (OP & PH)	58
Enrollment Summary by College (CP & UN).....	59
Comparative Enrollment Report by College (Gender by Degree Level)	60
Enrollment by College and Class Level	61
Degree and Non-Degree Seeking Student Enrollment	63
Headcount Enrollment by Student Level Full-Time and Part-Time (On/Off/Online/KEN & Gender)	64
FTE Enrollment by Student Level Full-Time and Part-Time (On/Off/Online/KEN & Gender)	65
Comparative Fall Enrollment and SCH Production by Site	66

TABLE OF CONTENTS

Student Credit Hours by College	67
SCH/FTE/FYES.....	68
Student Credit Hours by Campus and Degree Level	69
Total Headcount Enrollment Compared to FTE.....	70
Enrollment by Race/Ethnicity	71
Ethnic Distribution by College	72
Enrollment by Program (Arts & Sciences)	73
Enrollment by Program (Arts, Sciences and Education)	76
Enrollment by Program (Business).....	79
Enrollment by Program (Education & Human Services)	82
Enrollment by Program (Engineering Technology).....	84
Enrollment by Program (Health Professions)	86
Enrollment by Program (Kendall College of Art & Design)	88
Enrollment by Program (Michigan College of Optometry at FSU)	90
Enrollment by Program (Pharmacy)	90
Enrollment by Program (College of Professional & Technological Studies)	90
Enrollment by Program (University College).....	91
FTIAC Profile Fall Enrollment (Gender/Ethnicity/FT & PT/Campus/HS GPA, ACT, SAT).....	92
FTIAC Profile Fall Enrollment by Michigan County	93
FTIAC Profile Fall Enrollment by Top 20 High Schools and Top 20 Majors	95
FTIAC Profile Fall Enrollment by States and Countries.....	96
Transfer Enrollment by (Gender/Ethnicity/FT & PT/Campus/HS GPA, ACT, SAT)	97
Transfer Enrollment by Michigan County	98
Transfer Enrollment by Top 20 Majors	100
Transfer Profile Fall Enrollment by States and Countries	101
FTIAC Fall-to-Fall Retention Rates	102
FTIAC 2 to 6 Year Graduation Rates	103
FTIAC Fall-to-Fall Retention & College Semester by Semester Retention	104
FTIAC Percent Earning 30 FSU Credits 1 st to 2 nd Yr./Average Number Credits Taken/Full Time	
Transfer Students Persistence Rate	105
Transfer In Students	106
Transfer Out Students	107
Enrollment Summary of Students by Age	108
NCAA Graduation Rates.....	109

DEGREES

Degrees Conferred by Program (Arts & Sciences)	111
Degrees Conferred by Program (Business).....	113
Degrees Conferred by Program (Education & Human Services)	116
Degrees Conferred by Program (Engineering Technology).....	117
Degrees Conferred by Program (Health Professions)	119
Degrees Conferred by Program (Kendall College of Art & Design)	121
Degrees Conferred by Program (Michigan College of Optometry at FSU)	122
Degrees Conferred by Program (Pharmacy)	122
Degrees Conferred by Program (College of Professional & Technological Studies)	122
Degrees Conferred by Program (University College)	122

TABLE OF CONTENTS

Degrees Conferred at Ferris State University	123
Approved Programs.....	124
Total Number of Degree Programs Offered	130

FACULTY/STAFF

University Staff by Job Category & Gender (Full-Time)	131
University Staff by Job Category & Gender (Part-Time)	132
University Staff by Job Category & Gender (Total)	133
Faculty and Staff by Race/Ethnicity and Gender	134
Student Employee by Race/Ethnicity and Gender.....	135
Distinguished Teacher Awards.....	136

ORGANIZATIONAL CHARTS (Effective as of December)

Board of Trustees	137
Executive Division	138
President's Council	139
Academic Affairs Division	140
Office of Academic Affairs	141
Academic Affairs Division/College of Arts, Sciences and Education	142
Academic Affairs Division/College of Business	143
Academic Affairs Division/College of Engineering Technology	144
Academic Affairs Division/College of Health Professions	145
Academic Affairs Division/College of Pharmacy	146
Academic Affairs Division/Michigan College of Optometry at FSU	147
Kendall College of Art & Design	148
Kendall College of Art & Design Academic Affairs	149
Academic Affairs Division/Extended & International Operations	150
Academic Affairs Division/Library	151
Academic Affairs Division/Retention and Student Success.....	152
Administration and Finance Division.....	153
Office of the Vice President & General Counsel.....	154
Student Affairs Division	155
Student Affairs Division/Enrollment Services.....	156
Student Affairs Division/Student Life	157
University Advancement and Marketing Division	158

ALUMNI

Alumni by State	159
Alumni by Country.....	160
Alumni by College	161
Placement Rates.....	162
Recipients of Alumni Awards	163

FINANCIAL AID

Financial Aid Applicants & Aid Awarded	165
Financial Aid Disbursements/Student Loan Debt/Three-Year Official Cohort Default Rate.....	166

TABLE OF CONTENTS

BUDGET

General Fund Operating Budget	167
Revenue Summary	168
Expenditure Summary	169

FACILITIES

Statement of Facilities at the Big Rapids Campus (General Fund)	171
Statement of Facilities at the Big Rapids Campus (Non-General Fund).....	172
Ferris State University Campus Map	173
Directions to Ferris State University Big Rapids Campus	174

MICHIGAN PUBLIC UNIVERSITY COMPARISONS

Enrollment Michigan Public Universities	175
Summary of Tuition & Fees/Room & Board	176
Annual Room and Board Costs.....	177
Annual Tuition and Required Fees	178
Financial Aid as a Percent of Total General Fund Spending	179
Full-Year Equated Students.....	180
Instruction as a Percent of Total General Fund Spending.....	181
Instructional Cost (Spending) per Student	182
Plant Spending as a Percent of Total General Fund Spending	183
State Appropriations per FYES	184
Student-to-Faculty Ratio.....	185
Ferris State University Non-Discrimination Statement	

GENERAL INFORMATION

MISSION STATEMENT

Ferris State University prepares students for successful careers, responsible citizenship, and lifelong learning. Through its many partnerships and its career-oriented, broad-based education, Ferris serves our rapidly changing global economy and society.

VISION STATEMENT

Building on the vision of our founders, Ferris State University will be an agile and transformational university. By integrating theory and practice, we will foster opportunity, discovery and professional preparation for a dynamic global society.

CORE VALUES

- **Collaboration:** Ferris builds partnerships within the university and the global community that promote shared goals and success.
- **Diversity:** Ferris commits to be an inclusive university community that respects the dignity of the individual and promotes the acceptance of others.
- **Ethical Community:** Ferris implements policies, procedures, and actions to promote transparency, advance our mission and foster integrity, civility, and respect within and beyond the university.
- **Excellence:** Ferris dedicates itself to innovation and quality execution that sustains and promotes relevance in a changing world through best practices and benchmarking.
- **Learning:** Ferris promotes hands-on, transformative learning; balancing theory and practice; encouraging teamwork and innovation; and emphasizing critical thinking—all are fundamental elements of career success.
- **Opportunity:** Ferris honors the legacy of our founders by encouraging and supporting all who wish to acquire the knowledge, leadership, and communication skills that are the foundations of personal success.

GENERAL INFORMATION

HISTORY

Established in 1884 by Woodbridge N. and Helen Gillespie Ferris, the University today continues its founders' vision of providing a career-oriented education that meets the challenges of a changing economy. Woodbridge, a distinguished Michigan educator and politician who served two terms as the state's governor and was an elected United States Senator, and Helen, co-founder and teacher, built their school on the concept of not only providing students with marketable skills, but giving students opportunities regardless of race, age, or status. Ferris was a private institute until 1950, when it joined the state higher education system. The college obtained university status in 1987.

LOCATION

Ferris State University's main campus is in Big Rapids, a west central Michigan town of approximately 10,600 in the vacation-recreation region. In addition to being home of Ferris State University, Big Rapids is the county seat of Mecosta County. The 930-acre campus is readily accessible by the US-131 expressway and state highway M-20. Big Rapids is 55 miles north of Grand Rapids and within 200 miles of Chicago and Detroit.

CAMPUS SIZE

Main Big Rapids campus - 789.06 acres
West M-20 property - 80.0 acres
Axtmann Property - 61.18 acres
Total Main campus property - 930.24 acres

ACADEMIC COLLEGES

College of Arts, Sciences and Education*
College of Business
College of Engineering Technology
College of Health Professions
College of Pharmacy
Kendall College of Art and Design
Michigan College of Optometry at FSU

ACADEMIC SERVICES

Extended and International Operations
Ferris Library for Information, Technology and Education (FLITE)
Retention and Student Success

*Fall 2021, the College of Arts, Sciences and Education reflects a new name (previously, College of Arts and Sciences).

ADMISSIONS

Current admission criteria for new students require all incoming freshmen students to submit official high school transcripts or official GED scores and if available, ACT or SAT test scores prior to an admission decision. Transfer students are required to submit official transcripts from all colleges attended as well as official high school transcripts and test scores to achieve a complete academic profile. Students fulfilling university entrance requirements will be granted admission to the University.

EDUCATIONAL PROGRAMS

Ferris offers more than 190 educational programs through the Kendall College of Art and Design, Michigan College of Optometry and the College of Arts, Sciences and Education, Business, Engineering Technology, Health Professions and Pharmacy, and the offices of Extended and International Operations as well as Retention and Student Success. These programs lead to doctorate, master, bachelor, and associate degrees, as well as certificates. Master's degrees are offered in areas such as: Business Administration, Career and Technical Education, Criminal Justice, Curriculum and Instruction, Educational Leadership, Fine Arts, Information Security and Intelligence, Nursing, and Social Work. Doctoral degrees offered at Ferris are in Community College Leadership, Nursing Practice, Optometry and Pharmacy.

Each college offers a cluster of related programs that are targeted to prepare students for specific careers, responsible citizenship, and lifelong learning.

FINANCIAL AID

More than 84% of the students presently enrolled in a degree-granting program at Ferris State University receive some type of financial aid through federal, state, institutional, private, and other sources including scholarships, grants, loans, and student employment. Ferris State University awards more than \$133 million in student aid annually.

Financial aid is primarily based on financial need and is intended to assist students whose families lack the total resources needed to pay for college. Information on financial aid programs available at Ferris may be obtained by contacting the Office of Scholarships and Financial Aid at (231) 598-8210 or via the internet at <http://www.ferris.edu/> and clicking on the Admissions & Aid link. See Financial Aid details on pages 165-166.

GENERAL INFORMATION

FERRIS STATE UNIVERSITY ACCREDITATION

FSU and Kendall College of Art and Design are accredited by The Higher Learning Commission

Kendall College of Art and Design is an accredited institutional member of The National Association of Schools of Art and Design

Accrediting Agencies

Accreditation Board for Engineering & Technology – Computing Accreditation Commission (ABET – CAC)
Accreditation Council for Business Schools and Programs (ACBSP)
Accreditation Council for Collegiate Graphic Communications, Inc. (ACCGC)
Accreditation Council for Pharmacy Education (ACPE)
Accreditation Council on Optometric Education (ACOE)
Accreditation Council on Optometric Education (ACOE)
Accreditation Council on Optometric Education (ACOE)
Accreditation Council on Optometric Education (ACOE)
Accreditation Council on Optometric Education (ACOE)
Accreditation Council on Optometric Education (ACOE)
Accreditation Council on Optometric Education (ACOE)
Accreditation Council on Optometric Education (ACOE)
American Council for Construction Education (ACCE)
American Pharmacists Association (APhA)/American Society of Health Systems Pharmacists (ASHP)
Applied and Natural Science Accreditation Commission of ABET
ASE Education Foundation
ASE Education Foundation
Commission on Accreditation for Health Informatics and Information Management Education (CAHIIM)
Commission on Accreditation for Health Informatics and Information Management Education (CAHIIM)
Commission on Dental Accreditation (CODA)
Commission on Accreditation of Allied Health Education Program (CAAHEP)
Commission on Accreditation for Respiratory Care (COARC)
Commission on Collegiate Nursing Education
Council for the Accreditation of Educator Preparation (CAEP)
Council for Interior Design Accreditation (CIDA)
Council on Social Work Education (CSWE)
Engineering Technology Accreditation Commission of ABET (ETAC-ABET)
Engineering Technology Accreditation Commission of ABET (ETAC-ABET)
Engineering Technology Accreditation Commission of ABET (ETAC-ABET)
Engineering Technology Accreditation Commission of ABET (ETAC-ABET)
Engineering Accreditation Commission of ABET (EAC-ABET)
Engineering Technology Accreditation Commission of ABET (ETAC-ABET)
Joint Review Committee on Education in Radiologic Technology (JRCERT)
Joint Review Committee on Educational Programs in Nuclear Medicine Technology (JRCNMT)
National Accrediting Agency for Clinical Lab. Sciences (NAACLS)
National Accrediting Agency for Clinical Lab. Sciences (NAACLS)
National Accrediting Agency for Clinical Lab. Sciences (NAACLS)
National Architectural Accrediting Board
National Cancer Registrars Association (NCRA)
Professional Golfers' Association of America (PGA)
Public Relations Society of America (PRSA)
United States Tennis Association (USTA)

Academic Program

Information Security and Intelligence BS
Ferris State University College of Business
Graphic Communications and Graphic Media Management
Pharmacy
Residency in Ocular Disease at Special Eye Institute
Residency in Ocular Disease, Battle Creek VA Med. Ctr.
Residency in Primary Eye Care & Ocular Disease, VA
Northern Indiana Health Care Systems, Ft. Wayne
Residency in Ocular Disease, Wyoming Health Care Center VA
Residency in Primary Care, Henry Ford OptimEyes, West Bloomfield
Residency in Ocular Disease and Primary Care, John D. Dingell VA Medical Center, Detroit
Residency in Cornea and Contact Lenses, Michigan College of Optometry at Ferris State University
Residency in Pediatric and Binocular Vision, Michigan College of Optometry at Ferris State University
Residency in Community Health & Primary Care, Cherry Health, Heart of the City Health Center
Construction Management, BS
SpartanNash, Ferris State University and Community Pharmacy Practice
Residency
Facility Management
Animal Care Facility
Heavy Equipment Service Engineering Technology, BS
Nutrition & Food Service Management, AAS
Health Information Management
Health Information Technology
Dental Hygiene
Diagnostic Medical Sonography
Respiratory Care
Nursing – BSN, MSN and DNP program
School of Education
Interior Design, Kendall College of Art and Design
Social Work Program
Automotive Engineering Technology
Electrical/Electronic Engineering Technology, BS
Industrial Electronics Technology, AAS
Mechanical Engineering Technology (AAS and BS programs)
Surveying Engineering, BS
Welding Engineering Technology, BS
Radiography
Nuclear Medicine
Medical Laboratory Technology
Medical Laboratory Science
Molecular Diagnostics
Master of Architecture, Kendall College of Art and Design
Cancer Information Management Certificate
PGA Golf Management
Public Relations Program
Professional Tennis Management

Source: Academic Affairs

STUDENT COSTS

The average annual cost for a Michigan resident to attend Ferris (based upon 2021-22 rates) including tuition for 15 credits, room and board, fees, and estimated academic and personal expenses is \$26,690 for Freshmen/Sophomores and \$27,650 for Juniors/Seniors.

2021-22 Costs	Semester	Year
Undergraduate US, US Territories & Canada		
Freshmen/Sophomore Tuition (15 credits)	\$6,825	\$13,650
Junior/Senior Tuition (15 credits)	\$7,305	\$14,610
Room & Board (Bronze or Silver)	\$5,064	\$10,128
Sub-Total Freshmen/Sophomore	\$11,899	\$23,778
Sub-Total Junior/Senior	\$12,369	\$24,738
Books & Supplies (estimate)	\$414	\$828
Personal Expenses (estimate)	\$952	\$1,904
Refundable Fees *	\$90	\$180
Total Expenses (estimate) Freshmen/Sophomore	\$13,355	\$26,690
Total Expenses (estimate) Junior/Senior	\$13,825	\$27,650

Tuition Summary**Full-Time Student** (15 credits)

Undergraduate (International)

Freshmen/Sophomore	\$11,010	\$22,020
Junior/Senior	\$11,745	\$23,490

Undergraduate Student

US, US Territories & Canada **
International

Freshmen/Sophomore

\$455/credit
\$734/credit

Junior/Senior

\$487/credit
\$783/credit

Graduate Student

US, US Territories & Canada
International

\$686/credit
\$1,030/credit

Doctoral Student

\$776/credit

Professional Student

US, US Territories & Canada
New Student ***

Pharmacy

\$902/credit

Optometry

\$874/credit

Non-Resident

New Student ***

\$902/credit

\$874/credit

*If requested during the first five days of the semester, the Racquet Facility fee, Student Activity fee, Student Government fee, and the Health Center fee will be deleted from the student's account. Cash refunds will only be granted for the Student Activity and the Student Government fee if the student's account is paid in full, and only during the first week of classes.

** As of Fall 2018, U.S. residents and Canadians have the same undergraduate tuition rate.

***Beginning 2017-18 Phasing out Non-Resident rate for Pharmacy and Optometry (4-5-year process)

GENERAL INFORMATION

STUDENT COSTS continued

Suites and Apartments

East Campus Suites w/Central Air (2 bedroom/person)	\$4,209/semester	\$8,418/Academic year
East Campus Suites w/Central Air (4 bedroom/person)	\$3,134/semester	\$6,268/Academic year
West Campus Apts. Single Per Room w/o Central Air (single student)	\$2,991/semester	\$5,982/Academic year
West Campus Apts. Single Per Room w/Central Air (single student)	\$3,134/semester	\$6,268/Academic year
West Campus Apts. Single Per Room w/Central Air 4-bedroom unit (single student)	\$3,447/semester	\$6,894/Academic year
West Campus Apts. Family 2 Bedroom	\$4,762/semester	\$9,523/Academic year
West Campus Apts. Family 3 Bedroom	\$5,204/semester	\$10,408/Academic year

KENDALL COLLEGE OF ART AND DESIGN OF FERRIS STATE UNIVERSITY**2021/2022 Tuition & Fees****Tuition per Credit Hour**

Resident Undergraduate Gen Ed - US, US Territories, & Canada Freshmen/Sophomore	\$455
Resident Undergraduate Gen Ed - US, US Territories, & Canada Junior/Senior	\$487
Resident Undergraduate Studio - US, US Territories, & Canada	\$1,042
International General Education Freshmen/Sophomore	\$734
International General Education Junior/Senior	\$783
International Studio	\$1,661
Graduate - MFA/MAE/M.Arch/MADE/MAVCS	\$1,168
Graduate – MBA	\$686
Dual Enrollment General Ed (\$870 per 3 credit class)	\$290
Dual Enrollment Studio (\$921 per 3 credit class)	\$307

Tuition Summary 2021-22 (15 credits/semester)

	Semester	Year
Resident UG General Ed		
Freshmen/Sophomore	\$6,825	\$13,650
Junior/Senior	\$7,305	\$14,610
Resident UG Studio - US, US Territories, & Canada	\$15,630	\$31,260
International General Education		
Freshmen/Sophomore	\$11,010	\$22,020
Junior/Senior	\$11,745	\$23,490
International UG Studio	\$24,915	\$49,830
MFA/MAE Graduate/M.Arch/MADE/MAVCS	\$17,520	\$35,040
Resident MBA Graduate, Design & Innovation Mgmt.	\$10,290	\$20,580

Related Fees

Deferred Payment Plan	\$30	Parking Card Deposit	\$20
Digital Resource Course Fee	\$108	Print Management Course Fee	\$108
Enrollment Deposit/Matriculation Fee	\$150	3D Studio Course Fee	\$74
Fashion Studies Studio Course Fee	\$175	Student Life Fee	\$20
Locker Rental	\$45	Studio Card	\$10
Metals/Jewelry Course Fee	\$76	Studio Deposit	\$103
Model/Life Drawing Course Fee	\$67	Studio Space Rental grad (per semester)	\$0
Orientation Fee	\$55	Technology Fee	\$200
Photography Course Fee	\$43	Transcript Fee	\$5
Printmaking Course Fee	\$130	WAVE Bus Pass	\$3

Late Payment Penalty – 2% Of Unpaid Balance

GENERAL INFORMATION

ATHLETICS

The Ferris State University Bulldogs are members of the National Collegiate Athletic Association (NCAA). Varsity teams compete in the Central Collegiate Hockey Association (NCAA Division I) in ice hockey and the Great Lakes Intercollegiate Athletic Conference (NCAA Division II) in all other sports. Ferris student athletes participate in 17 varsity sports. Individual men and women teams are: golf, tennis, basketball, indoor and outdoor track, and cross country. Women may additionally participate in varsity: softball, soccer and volleyball. Men may participate in varsity: hockey and football.

CENTER FOR LATIN@ STUDIES (CLS)

The Center for Latin@ Studies' mission is to increase Latinx completion rates by informing the holistic student experience, maximizing equitable educational outcomes and career readiness through advocacy, community partnership, and culturally responsive academic, career, and personal development. CLS is the home of the Promesa Pathways, which are composed of Promesa Avancemos, a middle school college and STEM career exploration program; Promesa Summer Success, an early summer college bridge program for rising high school juniors and seniors; Promesa Scholars, an academic leadership program focused on Latin@ student success using a culturally responsive pedagogy; and Amigos de Promesa Scholars, an internship readiness program partnered with CAPS and the West Michigan Hispanic Chamber of Commerce.

DIVERSITY, INCLUSION AND STRATEGIC INITIATIVES OFFICE

The Diversity, Inclusion and Strategic Initiatives Office works with the entire Ferris State University community to support the core values, mission, and vision of the University, and to ensure that diversity and inclusion, in their many forms, are understood, respected, and valued. The Diversity, Inclusion and Strategic Initiatives Office at Ferris State University guides efforts to conceptualize, assess, and cultivate diversity and inclusion as institutional and educational resources.

More specifically, the Diversity, Inclusion and Strategic Initiatives Office will:

- Be a strong advocate for diversity and inclusion;
- Introduce diversity into the systems, structures, and culture of the University;
- Provide expertise and leadership on diversity and inclusion related matters, for example, faculty recruitment and retention issues, and the educational impact of diversity;
- Lead University-wide diversity planning and implementation efforts, resulting in a collaborative vision of diversity and inclusion;
- Help develop policies to make the campus more welcoming and inclusive;
- Identify strategies to enhance the compositional diversity profile of students, faculty, and staff;
- Provide resources and direction for infusing diversity into the curriculum;
- Offer an annual assessment of the University's progress toward implementing the Diversity and Inclusion Plan;
- Guide the development and implementation of the University's Strategic Plan; and,
- Document and communicate the progress regarding the Strategic Plan's key strategic targets.

CAREER AND PROFESSIONAL SUCCESS (CAPS)

Core to the University's mission, vision, and values is preparing students for a successful career through offering a variety of opportunities. The CAPS office offers professional and leadership development workshops, career exploration, volunteer service opportunities, high-impact learning experiences, individual coaching, and employer networking to assist students in becoming career-ready. CAPS coordinate a large all major career and internship fair each semester and offers on-campus interviewing opportunities. A career networking platform called Handshake is offered for all students and alumni and is available in MyFSU. CAPS services are available for all students, for life, for free. For more information, contact the University Center 120 – 231.591.2685 – FerrisCAPS@ferris.edu.

CENTER FOR STUDENT INVOLVEMENT (CSI)

This Center helps students in creating a sense of belonging by engaging them in events and student organizations to provide a dynamic social experience and connection to the University. CSI offers students opportunities to be involved in planning events, joining and leading registered student organizations, annual traditions, and attending a variety of conferences and workshops. CSI utilizes Bulldog Connect and is available in MyFSU as the event and student organization hub. For more information, contact the University Center 121 - 231.591.2606 - CSI@ferris.edu.

The Center for Student Involvement offers three distinct resource areas:

Events - Provides a place to go when looking for things to do on campus. Multiple events and activities take place every day and the CSI staff will help you find something you enjoy doing. Event planning assistance is available to all students and the center advises Entertainment Unlimited, our campus programming board. Homecoming, Bulldog Beginnings, Fridays at Ferris, Bulldog Weekends, are among the traditional programs coordinated through CSI.

Student Organizations - Helps to keep students involved and connected to the University. There are more than 200 Registered Student Organizations (RSOs), including club sports, Greek-letter organizations, spiritual groups, honor societies, student government, professional associations, and more. Students can find a suitable or fitting organization themselves or they can learn how to start a new organization. Students can find out more about RSOs on Bulldog Connect, the student organization management platform.

Fraternity & Sorority Life - Embracing the long-held history and values of fraternities and sororities, this office works to empower Greek-letter organization members to continue the legacy to advance their missions. The office offers recruitment information, support with activities, and plans Greek Week and Hazing Prevention Week. At the core, fraternal membership offers an opportunity for leadership, scholarships, service, and building community.

ENTERTAINMENT UNLIMITED (EU)

Entertainment Unlimited, the campus programming board, is made up of motivated students that have a general interest in entertainment and enjoy planning and implementing campus events. Events include guest speakers, comedy shows, films, novelties, and live music performances including the annual Music Takes Action benefit concert. EU is open to all students with some general membership requirements.

CORPORATE AND PROFESSIONAL DEVELOPMENT CENTER, Division of Extended and International Operations (EIO)

Corporate and Professional Development - (CPD)

Corporate and Professional Development is the outreach of the Extended and International Operations that connects business and industry to the knowledge and resources of Ferris State University. CPD offers a wide range of services including customized training, applied research, test development, leadership development, and consulting. Since 1984, CPD has realized the vision of Woodbridge Ferris to serve society through the practical application of knowledge.

For further information about Corporate and Professional Development, or how we can make your business stronger and more competitive, visit <http://ferris.edu/cpd>, e-mail cpd@ferris.edu, or call 231-591-5811.

Center for Certification, Training & Testing - (CCTT)

The Center for Certification, Training and Testing was founded in the early 1990s to administer the EPA-mandated Section 608 certification and testing program to Heating, Ventilation, Air Conditioning and Refrigeration (HVACR) technicians throughout the country. A technician's certification card with the Ferris State University logo, which they display each time they purchase refrigerant, is recognized and valued throughout the industry. The CCTT, through its state-of-the-art database, has the ability to administer testing programs for a wide variety of businesses. The CCTT offers:

- EPA Section 608 & 609 Certification Program
- R410-A Certification Program
- HVAC Excellence Employment Ready Certification Program
- Green Awareness Certification Program (covers HVAC, Plumbing & Electrical)
- Geothermal Energy for the Home Certification Program
- Electrical Generating Systems Association (EGSA) Certification Program
- Hydrocarbon Refrigerants Certification Program

For further information about CCTT, please email cfc@ferris.edu, call toll free (866) 880-7674 or visit us on the web <https://www.ferris.edu/CET/cctt/index.htm>.

EDUCATIONAL COUNSELING AND DISABILITIES SERVICES OFFICE (ECDS)

ECDS provides collaborative services empowering students to become independent, active learners who thrive and achieve their academic goals.

The office is staffed with licensed, professional counselors and social workers. Check <http://www.ferris.edu/ecds/> for the wide range of services offered.

Educational Counseling

ECDS's Educational Counseling can assist with academic matters including stress and time management, test anxiety, study habits and more.

Career Counseling

Career Counseling can assist students to:

- Clarify academic and career interests
- Identify connections between a student's major and career options
- Identify resources to research employers
- Identify skills and strengths
- Determine a course of action to meet career objectives

Disabilities Services

Disabilities Services serves and advocates for students with disabilities while promoting equal access to educational opportunities and programs.

EXTENDED AND INTERNATIONAL OPERATIONS (EIO)

Extended and International Operations (EIO) expands the reach and impact of Ferris State University beyond Big Rapids and beyond the traditional classroom. Through the development of strategic partnerships, the cultivation of innovators in higher education, corporate training, and support for instructional design, EIO is moving students, organizations, and communities forward.

Ferris Statewide

EIO has built a network of 22 locations across Michigan that allows students to earn their degrees locally. Statewide programs are agile, dynamic, and highly responsive to the local industry, accelerating students' transition into in-demand fields with the training and expertise employers need right now.

Ferris Online

Ferris Online makes the promise of a Ferris education available to anyone, anytime, anywhere. Offering more than 30 undergraduate and graduate programs in cutting-edge, web-native learning environments, Ferris Online is pushing higher education into the future.

eLearning

The eLearning team of instructional design consultants, technologists, and trainers supports faculty in enhancing student success through technology and high-quality course design. The team provides leadership through strategic planning, expertise, instructional design, best practices, and dedicated support to faculty and students.

Office of Graduate Studies

As part of EIO, the Office of Graduate Studies is committed to supporting graduate students and programs across the University, drawing on expertise in serving adult learners and those who study at a distance. This support includes planning and central office support, coordinating growth in current programs, developing new degree options, market research and environmental scanning, marketing and recruitment, and supporting the online learning environment.

Office of Transfer and Secondary School Partnerships

The Office of Transfer and Secondary School Partnerships (OTSSP) is the collaboration hub for high schools, career and technical education centers, early/middle college programs. Strategic efforts include promoting access to higher education and degree attainment through course equivalency reviews, reverse transfer, collaboration in coordinating academic transfer processes, assessment of prior learning, MiTransfer Pathway work. Opportunities for high school students to earn college credit through the FerrisNow program include dual enrollment, concurrent enrollment, early/middle college efforts, and secondary school articulation agreements. Managed by OTSSP, Ferris' Ready for Life Academy program (RFLA@FSU) serves students aged 18 to 26 with cognitive disabilities, allowing them to experience college while learning job, life, and career skills.

Community College Leadership Doctoral Program (DCCL)

The Ferris State University Doctorate in Community College Leadership (DCCL) empowers graduates to advance community colleges toward excellence and community responsiveness through exemplary leadership.

Innovative Initiatives

Encouraging academic-driven innovation that supports the mission and strategic plan of Ferris State University is the purpose of the Innovation Center and its Innovation Development Grant. Innovative projects or initiatives supported include encouraging and facilitating innovative degree initiatives in emerging fields and promoting and advancing innovative experiences that blend theory and practice.

Corporate and Professional Development (CPD)

CPD connects corporations, government agencies, non-profits, and other organizations with the customized training they need to advance their industry or service areas. CPD unites faculty from multiple colleges to create a customized training solution using Ferris facilities, trainee workplaces, or other creative locations, moving today's workforce forward fast. CPD also manages Ferris summer camps' logistics, serving 2,000 kids annually – exposing them to the camp content and a future at Ferris.

More information about EIO can be found online at <http://www.ferris.edu/extendedinternational>.

GENERAL INFORMATION

FERRIS LIBRARY FOR INFORMATION, TECHNOLOGY, AND EDUCATION (FLITE)

FLITE opened on March 12, 2001, as a premier research facility integrating modern technology with traditional information resources. Designed for flexibility and versatility, FLITE continues to adapt to the advancing digital age. The library provides public computers, including computers loaded with design and engineering software; wireless connectivity; seating for over 1,000 visitors; and individual and group study rooms. FLITE maintains an extended-hours study area during midterm and final exam periods and a family study room for visitors accompanied with children. Students using FLITE have access to laptop computers and scanners. An assistive-technologies laboratory facilitates the learning and research of students requiring special accommodations. Seating and study places that promote both collaborative and individual learning make FLITE a popular study location on campus.

FLITE serves as a gateway to a variety of information resources available both on-site and off-campus in print and digital formats. FLITE houses a collection of more than 180,000 print volumes and provides access to 170+ online databases, reference resources, more than 300,000 electronic journals/newspapers/magazines, 14,000+ streaming videos, and over 200,000 eBooks. FLITE's SmartSearch service allows users to search for information from most of these collections through a single, Google-like search box. FLITE is also a Federal Depository Library for U.S. government documents and a Patent and Trademark Depository Library. The Library's online catalogs and digital resources are available through the FLITE website at <http://www.ferris.edu/library/>. Interlibrary loan and document delivery services are offered to all faculty, staff, and students, including distance-education students, allowing users access to innumerable resources. Faculty, staff, and students can receive help using any library resource by phone, email, real-time chat, or SMS text. Individual research assistance is available upon request from subject-specialist librarians.

FLITE takes full advantage of advanced technologies to expand opportunities for teaching and learning. The library contains four instructional studios equipped with 20-30 computer stations, an instructor's workstation, sound and projection equipment, TV/VCR, and DVD player. All instructional studios are "smart classrooms" and include a docucam. Additional equipment such as laptop computers and wireless microphones are available upon request. The instructional studios allow librarians and other faculty to teach information-seeking and critical-thinking skills necessary to evaluate information resources. The information literacy program starts with the basics in the form of an adventurous, active-learning activity in the Ferris State University Seminar (FSUS) courses. The online tutorial PILOT (developed at FLITE) provides instruction in library use and research to classes upon request of instructors. Additionally, FLITE has seven seminar rooms of various sizes to accommodate library instruction classes, meetings, and professional development activities and a Music & Media Room is available for creation of audio/visual media and to use FLITE's vinyl record collection.

FERRIS LIBRARY FOR INFORMATION, TECHNOLOGY, AND EDUCATION (FLITE continued)

FLITE is also home to the Faculty Center for Teaching and Learning, the Jim Crow Museum of Racist Memorabilia, the Office of Multicultural Student Services, the Office of Research and Sponsored Programs, and the Academic Literacies Center comprised of the University Writing Center and the Academic Support Center providing tutoring and structured learning assistance.

2020-2021 Statistics**Services - July 2020 to June 2021**

Hours open	75/week
Gate count	172,433
Circulation of library materials (including print reserves)	7,607
Full text journal downloads	213,172
Library instruction sessions	256
Information Service to Individuals	2,527
Items borrowed from other libraries	2,411
Items loaned to other libraries	7,236

Access/Holdings - July 2021

Total print volumes (books and bound journals)	199,451
Periodical titles available in all formats (print, electronic, microform)	274,181
E-books (purchased and on-demand)	627,129
Catalogued streaming videos	7,139
Public computers	172
Computers in instruction studios	115
Study rooms available for reservation	49
Laptop computers available for checkout - 21 PC's, 9 MacBook's	

Source: FLITE

GIFTS TO THE UNIVERSITY

Private giving to the University in fiscal year 2021 totaled \$10,742,355, which includes cash contributions of \$3,186,253.00; in-kind gifts of \$2,076,938.00; new pledges of \$3,004,659.00 and new expectancies of \$2,474,505.00.

Contributions may be made in many ways:

- Gifts from alumni, parents, employees, and friends
- Gifts from businesses and industry, including cash, equipment, and materials
- Gifts and grants from foundations
- Matching gifts (companies or corporate foundations match their employees' gifts to Ferris from one-to-one to a four-to-one ratio)
- Gifts in memory or honor of individuals
- Gifts through naming Ferris State University as a beneficiary in estate plans

Societies of Distinction recognize extraordinary generosity:

- **Abigail Smith Timme Society:** All planned gifts

Athletic booster clubs help student-athletes:

- **Bulldog Athletic Association:** The fundraising arm of Ferris State Athletics, gifts support our student-athletes in 17 intercollegiate programs
- **Blueline Club:** Gifts are designated to support the varsity hockey program. Hobey Baker \$1,000+, All American \$500-\$999, Captain \$100-\$499, Basic \$50-\$99
- **Gridiron Club:** Gifts are designated to support the football program. National Championship \$5,000, All American \$2,500, Locker Room \$1,100, Coaches \$500, All GLIAC \$250, Bulldog \$150, Letterman \$75
- **Rebounders Club:** Gifts are designated to support the men's basketball program. Elite Committee \$2,000+, All-American \$500-\$1,999, All-Conference \$250-\$499, Captain \$150-\$249, Basic \$100-\$149
- **Sixth Dawg Club:** Gifts are designated to support the women's basketball program. Hall of Fame \$1000+, MVP \$400-\$999, Captain \$200-\$399, Bulldog \$100-\$199
- **Duffer's Club men's and women's golf:** Gold Partner \$500+, Silver Partner \$250-\$499, Bronze Partner \$100-\$249

For further information, go to <http://www.ferrisstatebulldogs.com> or email baa@ferris.edu.

HOUSING & RESIDENCE LIFE

Living on campus has proven to foster student engagement and improve overall student success. Ferris State University on-campus housing provides an environment that is clean, comfortable, safe and conducive to supporting the academic mission of the University. More specifically, living in the residence halls enhances and completes the learning that occurs at the University.

Student growth is enhanced through exposure to other points of view, experiencing diverse populations, and learning to live interdependently in a community of peers. Living with others can help residents develop coping skills and experiment with responsible decision-making in a safe environment.

A variety of housing and dining options give students the opportunity to create the environment in which they feel most comfortable. Amenities include wired and wireless internet connections in each residence hall, a choice of double or single rooms, and many themed housing options. Washers and dryers are located on virtually every floor. Mail is delivered to each residence hall and each hall is equipped to provide a home-like feel with items such as board games, large screen televisions, and hall-sponsored activities.

Living in the residence halls is an educational endeavor. Our staff provides social and educational programming aimed at building cohesive communities on each floor. While our hall staff is in place to assist in maintaining community standards, residents are reminded that maintaining community standards is a shared responsibility.

The apartment community at the University consists of the West Campus Apartments. The West Campus complex has 150 two-bedroom, 50 three-bedroom and 15 four-bedroom unfurnished townhouses that include a laundry facility in each apartment. They are designed to provide a neighborhood-like atmosphere for families and single students alike. Families with children living in campus apartments are encouraged to use the playground, basketball courts and various walking paths.

The East Campus Suites are neither residence halls nor apartments; rather, this style of on-campus housing combines the best of both worlds. Each of the three 3-story buildings is home to 100 students. Each building houses 24 four-bedroom suites and 2 two-bedroom suites. Every student has their own furnished bedroom and shares a full bathroom with one other student. A furnished living room and full kitchen complement the feeling of home each suite provides. With amenities such as air conditioning, garbage disposal, wireless connectivity, campus cable television, and more, the suites are sure to be a campus favorite for generations to come.

Accessible residence halls, townhouses and suites are available for students with specific needs.

Learn more of what the Office of Housing & Residence Life has to offer online at <http://www.ferris.edu/housing>.

GENERAL INFORMATION

INFORMATION TECHNOLOGY (IT SERVICES)

Information Technology Services (ITS) - Responsible for planning, management, and direction of technology initiatives in support of both academic and administrative operations at Ferris.

ITS department works collaboratively with members of the campus community in providing the technology services that directly align with the University's mission to prepare students for successful careers, responsible citizenship, and lifelong learning. ITS provides a diverse set of technology services including development, monitoring, and maintenance of the campus data network, telephone system, computer systems and servers, computer labs, smart classrooms and desktop and end-user computing. ITS department is comprised of 4 major units that provide a variety of services to the students, faculty, staff and Ferris affiliates. The IT Solution Center (previously known as TAC), Enterprise Application & Infrastructure Services, Network & Telecomm Services and Cyber Security units that are supported by IT Administrative/Central office which also includes IT Project Management.

The IT Solution Center - (ITSC Formerly known as TAC) is the first point of contact for all technology related assistance and support to students, faculty, staff, and University affiliates. Customers can contact the IT Solution Center via phone, chat, or the self-service portal hosted on the Ferris IT site (www.ferris.edu/it). The site also hosts knowledge articles regarding the University standards for desktop computing like hardware, software applications and systems.

ITSC installs and manages the desktops and software packages across the University located in classrooms, computer labs, meeting areas, and faculty/staff offices. ITSC supports smart classrooms across the campus that have specialized audio/visual equipment to aid instruction, issues cell phones to faculty and staff upon departmental approval and supports cable television across Ferris.

The service desk is the IT walk-up area located on the first level of the University Center. ITSC repairs personally owned computers at a nominal charge for students and employees. ITSC also participates in fall and spring classes start up through the iConnect program to support students to start their classes.

Enterprise Application, & Infrastructure Services (EAIS) - Maintains and supports the enterprise servers and application infrastructure for the University. EAIS architects and configures approximately 200 servers ensuring timely and reliable access to enterprise computing resources. They maintain and manage the University data centers that host most of the enterprise applications, telecommunications and network servers. The primary enterprise applications include Banner, the University's records system; MyFSU, the campus portal system; Argos, the University's enterprise reporting tool; and FERRISGO, the University's mobile app. EAIS offers services focused on process automation to increase efficiencies in existing applications and ensure successful outcomes. EAIS also supports many hosted/cloud solutions used across the University and internally hosts the departmental applications.

The Network and Telecommunications Team - Develops, installs, and supports the high-speed communications infrastructure for the University's computers and multi-media devices across the Ferris statewide network. They evaluate and invest in the appropriate hardware and software to provide wired and wireless network in assisting the campus community. Telecommunications also maintains phone and voice services for the University.

The IT Cyber Security Team - Works with members of IT, leaders, and users throughout the Ferris community to ensure IT system security aligns with the goals of the University. The Cyber Security team is instrumental in the development, delivery and maintenance of information security systems to safeguard the University's data, information assets and the supporting infrastructure against unauthorized use, disclosure, modification, damage or loss utilizing Mobile Device Management and encryption. Our cyber security services include the implementation of IT security methods and remediation, monitoring of IT security related events, threat and vulnerability management, and security incident response services.

IT Cyber Security - Promotes a safe and secure IT operational environment through assessment and hardening of systems. The team coordinates and communicates security related information to the University community and educates end users through various training opportunities. Ongoing assessments identify confidential, proprietary, and sensitive information resources to determine appropriate use and access, and to employ measures to protect the resources from unauthorized access and/or disclosure.

The IT Administrative/Central Office or the office of the Chief Technology Officer - Coordinates administrative operations for the IT department. The office facilitates IT procurement for the University which includes hardware and software applications. The office also provides project management for University IT initiatives and coordinates technical and security reviews for all University software acquisitions.

INTRAMURAL AND RECREATIONAL SPORTS

Annually, more than 3,000 students participate in organized recreational sports activities, including extensive intramural and club sport programs. Other students participate in informal recreation activities. Ferris provides ample facilities for athletics and recreation, including a newly remodeled Student Recreation Center with pool, weight room, basketball and volleyball courts, and an indoor track. You can also find a golf course; a sports complex including full and half-size ice rinks, additional basketball and volleyball courts; racquetball courts and indoor and outdoor tennis courts on campus.

KENDALL COLLEGE OF ART AND DESIGN OF FERRIS STATE UNIVERSITY

HISTORY OF KENDALL COLLEGE OF ART AND DESIGN

The roots of KCAD lead back to 1928 and Helen M. Kendall, the second wife of nationally known Grand Rapids furniture designer David Wolcott Kendall. In her will, Mrs. Kendall established the David Wolcott Kendall Memorial School to continue her husband's legacy of creativity, education, and innovation. The school opened its doors on March 1, 1931, with a total enrollment of 35 art students at 145 Fountain St., in an area known as Heritage Hill. The school outgrew this location and in 1961 established a new campus at 1110 College Ave. NE. In 1984 as enrollment continued to grow, the school expanded its program offerings and sought a larger campus location in the heart of downtown Grand Rapids at what is now 17 Fountain St.

In 1996, KCAD and Ferris State University embarked upon a four-year process of affiliation that culminated in a complete merger in the 2000-2001 academic year. The merger was attractive to both schools, offering a partnership of art, design, and technology that would optimize both schools' strengths, enhance educational offerings to students, and further expand Ferris' presence in Grand Rapids.

In the early 2000's, KCAD began the process of acquiring and renovating the Historic Federal Building at the corner of Pearl Street and Division Avenue in downtown Grand Rapids, but it wasn't until the fall of 2012 that the building's LEED-certified remodeling was revealed to the public. All the building's historical aesthetics were preserved, while the interior was outfitted to meet the demands of 21st century.

In the fall of 2013, KCAD finalized a merger with Urban Institute for Contemporary Arts [UICA] which has enabled both organizations to reach a broader audience through a unique synergy around contemporary art. The UICA not only supports curricular needs, but also engages the greater Grand Rapids community.

MISSION

As a college within Ferris State University, Kendall College of Art and Design prepares students for leadership in design, the visual arts, and art history; provides innovative, collaborative education that fosters intellectual growth and individual creativity; and promotes the ethical and civic responsibilities of artists and designers, locally and globally.

VISION

As an innovator in art and design education, KCAD will cultivate a student-centered learning community that fuels the economy and transforms culture with creative leaders and critical thinkers applying global perspectives.

KENDALL COLLEGE OF ART AND DESIGN OF FERRIS STATE UNIVERSITY (continued)

VALUES

Student-Centered Learning

KCAD will focus on supporting the whole student through life-long learning, removing barriers to education, and increasing professional preparedness.

Diversity and Inclusion

KCAD values a diversity of people and beliefs, promoting an inclusive, welcoming, supportive, and open campus for all. Learn more about Diversity, Equity and Inclusion at KCAD.

Academic Excellence

Through the combination of intensive classroom learning, faculty and staff development, real-world experience, and internal resources, KCAD strives to educate students who solve problems, think critically, and achieve their aspirations.

Collaboration

KCAD fosters strong connections both within the institution and in the external community to create a depth and breadth of opportunities for students.

Ethical and Sustainable Community

KCAD understands the critical need for financial, social, and environmental sustainability. We also uphold the values of integrity, civility and respect for the KCAD community.

Accreditations

As part of Ferris State University, Kendall College of Art and Design is accredited by:

The Higher Learning Commission
230 South LaSalle Street, Suite 7-500
Chicago, IL 60604-1413
(800) 621-7440

Kendall College of Art and Design of Ferris State University is an accredited institutional member of:

The National Association of Schools of Art and Design
11250 Roger Bacon Drive, Suite 21
Reston, VA 22090
(703) 437-0700

KENDALL COLLEGE OF ART AND DESIGN OF FERRIS STATE UNIVERSITY (continued)

The Kendall College of Art and Design of Ferris State University Interior Design program is accredited by:

The Council for Interior Design Accreditation
206 Grandville SW
Grand Rapids, MI 49503-2822
(616) 458-0400

The Kendall College of Art and Design of Ferris State University Master of Architecture Program is accredited by:

The National Architectural Accrediting Board
1101 Connecticut Avenue NW, Suite 410
Washington, DC 20036
(202) 783-2007

Programs

Kendall College of Art and Design of Ferris State University is authorized under the laws of the State of Michigan to grant:

Associate of Arts in:

Art History

Associate of Fine Arts in:

Design Studies

Bachelor of Arts in:

Art History

Bachelor of Fine Arts in:

Art Education (*K12 Art Education Certification optional through 2022*)

Collaborative Design

Digital Art and Design

Drawing

Fashion Studies

Furniture Design (*through 2024*)

Graphic Design

Illustration

Industrial Design (*through 2024*)

Interior Design

Life Sciences Pre-Medical Illustration

Metals and Jewelry Design (*through 2024*)

Painting

Photography

Printmaking

Product Design

Sculpture and Functional Art

Master of Architecture

Master of Art Education (*through 2022*)

Master of Arts in Design

Master of Arts in Visual and Critical Studies

Master of Fine Arts in Painting

Certificates in:

Visual and Critical Studies

Design and Innovation Management through the College of Business at Ferris State University

OFFICE OF MULTICULTURAL STUDENT SERVICES

The Office of Multicultural Student Services (OMSS) promotes the intellectual understanding and appreciation of diversity, inclusion and social justice by creating opportunities for learning and leadership development for the campus community. In addition, the office provides meaningful support to assist in the transition, retention, and graduation of underrepresented student populations.

As students matriculate through Ferris, the OMSS staff is committed to supporting students through five pillars of service:

Advocacy - OMSS makes every attempt to ensure that our students' college experiences are fair and as rewarding as possible by providing meaningful support.

Leadership Development - Through the Black Male Empowerment Network (BMEN) and Sistah Circle Leadership Development Programs, OMSS provides development opportunities for students to learn and develop important transferable skills that will assist them in becoming leaders on campus and in their future careers, while also supporting the development of student's cultural identities.

Mentorship - OMSS staff provides one-on-one guidance to students and organizations to encourage growth and development and to help them make healthy choices socially and academically.

Cultural Awareness - OMSS sponsors a variety of programs, guest speakers, and discussions to engage the campus community and facilitate student learning as it relates to multiculturalism and inclusion. OMSS coordinates many cultural awareness events throughout the year; listed are just a few: Conversations on Race, #NoType Campaign Against Stereotypes, Transitions to Success: Cultural Connections Open House, Hispanic Heritage Month Celebration, Native American Heritage Month Celebration, Dr. Martin Luther King, Jr. Celebration, Black History Month Celebration, Women's History Month Celebration, Asian American History Month Celebration, OMSS Multicultural Graduate Recognition Program, Leadership Development Program, and Black Male Network Initiative.

College Access - OMSS spreads awareness and creates a college-going culture to prospective middle and high school students through the federal and state funded MI GEAR UP/KCP College Day Program.

RETENTION AND STUDENT SUCCESS

Retention and Student Success (RSS) supports the academic experience providing services and resources to aid teaching, learning and timely progress to degree completion. RSS also collaboratively contributes to the institutional culture and programmatic efforts in support of students' transition and integration into the University community.

STUDENT AFFAIRS

The Division of Student Affairs is committed to creating a campus environment that promotes student learning and positive, healthy, and safe living experiences. This is accomplished through a variety of programs, services and activities for students through the following areas: Admissions, Birkam Health Center, Career and Professional Success, Commencement, Enrollment Services, Financial Aid, Institutional Research and Testing, LGBTQ+ Center, Office of Multicultural Student Services, Personal Counseling Center, Registrar's Office, Student Activities, Student Conduct, Student Employment, Student Life, Title IX Office, University Center, University Recreation, Veterans' Resource Center and the Vice President's Office. These areas contribute to the institution's mission of preparing students for leadership and involvement in an increasingly diverse, technologically sophisticated, and complex global society by offering a broad range of programs, activities, professional development and leadership opportunities.

STUDENT EMPLOYMENT

The Student Employment Office is in the Timme Center for Student Services. Its goal is to assist students in finding part-time employment that will provide income while attending Ferris, as well as help them learn transitional skills that will benefit them upon graduation. There are over 1,000 student employees on campus every year. In addition to helping students find jobs on campus, Student Employment offers off-campus job postings for area businesses. The Office participates in the Federal Community Service Work Study Program that allows students to work in community-based positions in the area such as at the local food pantry, as a reading tutor for local students, or at the local recycling center. More information on Student Employment can be found at <http://www.ferris.edu/HTMLS/admission/financialaid/employment/index.htm>.

Having a part-time job while going to school is a great way for students to interact with others, learn valuable job skills, and earn some spending money to keep student loans to a minimum.

FERRIS BUILDINGS AND POINTS OF INTEREST

Alumni Building (1929) - The oldest building on campus and the only building to survive the fire in 1950, the Alumni Building houses the University Archives. Classrooms for the College of Arts, Sciences and Education are also in this building, as well as the office of Ferris State University TORCH student newspaper.

Arts and Sciences Commons (1996) - This building houses The College of Arts, Sciences and Education faculty and administrative offices, Retention & Student Success faculty and administrative offices, the Educational/Career Counseling and Disabilities Services offices, the Transfer Services Center, the Shimadzu Core Laboratory for Academic and Research Excellence, and the Card/Riley Wildlife Education Center. The building also features "The Visionary," a mural - one of the largest of its type in the world - depicting the history of FSU. The Arts and Sciences Commons structure connects the Science and Starr Buildings.

Automotive Center (1956) - The Automotive Center (formerly Trade and Industrial Center) comprises the instructional and lecture facilities for Automotive Services, Automotive Management and Automotive Engineering Technology.

Birkam Health Center (1959) - This building houses the Birkam Health Center as well as the Personal Counseling Center to provide a wide variety of health care and mental health services. It is also the home to the Ferris Youth Initiative, our Collegiate Recovery and Wellness Center (CREW), and the Anti-Violence Alliance (AVA).

Business Building (1970) - The College of Business houses regular and team-based classrooms and computer labs (Mac, PC, Networking, Security, and Imaging & Media Production), as well as administrative and faculty offices. The facility also includes an auditorium that accommodates more than 200.

Creative Arts Center (1965) - This building houses the studios, classrooms, and faculty offices needed for the Studio Arts in the College of Arts, Sciences and Education.

Ewigleben Sports Complex/Ice Arena (1974) - This building is comprised of two indoor ice rinks and a recreational wing with facilities for intercollegiate hockey, recreational hockey and skating, basketball, and volleyball, all completed in 1975. An addition completed in 1981 includes fitness and sports medicine facilities and a volleyball arena. The Ice Arena underwent a \$3.3-million-dollar renovation project in the Summer of 2008. New piping and chiller system were installed, along with new concrete floors in both ice surfaces. Additionally, all new boards and tempered glass were added, along with upgrades to all of the locker rooms. The new "Bulldog Media/Meeting Room" was added in 2014.

GENERAL INFORMATION

Ferris Library for Information, Technology, and Education (FLITE) (2001) - Located in the heart of the main campus, FLITE features a variety of work and study spaces, including an information commons, four instructional studios, seven seminar rooms, 49 individual and group study rooms, a reading room, an extended-hours study area during midterm and final exam periods, and the Faculty Center for Teaching and Learning (FCTL) Learn Lab, all with wireless access capability. The building has a total seating capacity of 1,300 with access to 150 computers as well as laptops that can be checked out and used throughout the building. FLITE librarians teach instruction sessions at FLITE and in Ferris classrooms. Additionally, FLITE librarians bring library instruction to Ferris students around the state through face-to-face instruction and online through videoconferencing. FLITE is a U.S. Government Documents Depository, a Patent and Trademark Depository Library for Western Lower Michigan, and a depository for the U.S. Bureau of the Census. FLITE is the home to several other university departments including the Faculty Center for Teaching and Learning, Media Production, the Office of Multicultural Student Services, the Jim Crow Museum of Racist Memorabilia, the Office of Research and Sponsored Programs, and the Academic Literacies Center comprised of the University Writing Center and the Academic Support Center.

First Lady's Attic (2009) - Ferris State University is committed to providing opportunities for its students, including the opportunity to get professional clothing for a class presentation, internship, or job interview at the First Lady's Attic, located in the University Center. Founded in 2009 by Patsy Eisler, the First Lady's Attic accepts professional clothing donations from alumni, staff, and community members. The First Lady's Attic will ensure that all Ferris students can dress for success with a wide range of professional clothing, including suits, shirts, blouses, dress pants, skirts/dresses, blazers, and various accessories. The Diversity, Inclusion and Strategic Initiatives Office manages the Attic. For more information, please visit <http://www.ferris.edu/flattic/>.

G. Mennen Williams Auditorium (1961) - This facility houses FSU's theater production area and serves as a major multipurpose auditorium for the FSU campus. With seating for 1,644, Williams Auditorium hosts musical, dramatic, cultural, and convocation events throughout the year. It also is available for public rental use when scheduling allows.

Granger Center for Construction and HVACR (2003) - The Granger Center for Construction and HVACR continues as a state-of-the-art facility - an interactive learning center where all structural steel, process piping, mechanical systems, and electrical systems are exposed and, where appropriate, accessible to students. The Center focuses on both theory and application. Its laboratory facilities provide a practical, "hands-on" experience using an extensive array of sophisticated up-to-date equipment devoted to testing and solving problems students are likely to encounter in the field.

Hagerman Pharmacy Building (1972) - Designed to support all on-campus operations of the College of Pharmacy; this building includes specialized instructional spaces, state-of-the-art Anderson Family Sterile Compounding Laboratory, 4-room simulation suite and the Rowe Pharmacy Care Clinic as well as a historical pharmacy exhibit.

Heavy Equipment Center (HEC) (1987) - This 53,000-square-foot building accommodates students in the 2- and 4-year Heavy Equipment Technology programs. The HEC building is the largest facility in the country dedicated to educating and training graduates for entry into the heavy equipment industry workforce. Additionally, it is home to the Heavy Equipment Service Engineering Technology B.S. Degree, the only one of its kind in the U.S.

Interdisciplinary Resource Center (IRC) (1969) - This building contains one large lecture hall seating 120, five classrooms with state-of-the-art teaching technology seating 30-50, television studios, the Center for Latin@ Studies, and the Office of International Education. The IRC is connected to the College of Business building and features an Erbert and Gerbert's Sandwich Shop in the heart of a comfortable area where students can gather, study and relax between classes.

Jim Crow Museum - The Jim Crow Museum is a national and international resource for individuals and groups interested in learning more about race, race relations, and racism. Located in the lower level of FLITE, the museum is this nation's largest publicly accessible collection of racial- and segregation-based artifacts. The museum is FREE to the public and features six exhibit areas—Who and What is Jim Crow, Jim Crow Violence, Jim Crow and Anti-Black Imagery, Battling Jim Crow Imagery, Attacking Jim Crow Segregation, and Beyond Jim Crow. The museum also offers a comprehensive timeline of the African American experience in the United States. The timeline is divided into sections: Africa before Slavery, Slavery in America, Reconstruction, Jim Crow, Civil Rights and Post Civil Rights.

Regular hours are Tuesday through Friday from 12-5 p.m. To schedule a group tour, call (231) 591-5873 or at jimcrowmuseum@ferris.edu. Please refer to the calendar of events for availability. Visitors to the Jim Crow Museum are prohibited from photographing or video recording any portions of the museum. Exceptions to this policy can be made at the sole discretion of museum staff and might include special events, scholars who have arranged in advance of their visits, and credentialed members of the press. Note: Because many of the museum's artifacts and media pieces contain explicit images of violence, nudity, offensive language, and other mature themes, the museum is recommended for those 12 years of age and older.

GENERAL INFORMATION

Katke Golf Course (1974) - This course offers 21 holes of championship golf. The original 18-hole course is a par 72 measuring 6,967 yards from the Black tees, 6,317 from the Crimson tees, 5,648 from the Silver tees and 4,752 from the Gold tees. Katke also features a "Family Tee" for juniors and new golfers. The D.O.G. Tee, or *Developing Original Golfers* Tee, allows new golfers the ability to play with more experienced players.

Katke's award-winning practice facility features three regulation holes (#19, #20 and #21), 100,000 square feet of natural grass teeing space, six target greens, a short game area for pitching, chipping, and bunker play, and multiple putting greens.

The Ken Janke Sr. Golf Learning Center provides a learning environment for students, members and guests, featuring four Trackman Simulators, three heated hitting bays for simulated golf and weekly league play.

The Katke Clubhouse sits atop the highest point in Mecosta County with excellent views of the county to the west and of the FSU Campus to the east. The clubhouse provides full-service amenities including a fully stocked Golf Pro Shop, men's and women's locker rooms, Founders Grille, which features a variety of food and beverage options, and a Multi-Purpose Room with seating for up to 50 guests, perfect for business meetings or small parties.

PGA Professional Staff is available daily, providing all the needed services for golf-outing events, tournament needs, golf instruction and clinics, and custom club fitting. The golf course is conveniently located adjacent to the Holiday Inn Hotel and Conference Center.

McKessy House (1989) - McKessy House, resembling an Old English cottage on Cedar Street, north of Williams Auditorium, was purchased by Ferris State University in 1989 as a result of a generous gift from Gerald McKessy, a 1929 graduate of Ferris's college-preparatory program who went on to graduate from the Detroit College of Law in 1933. Mr. McKessy was a charter member of the President's Club, a Board of Directors of the Alumni Association, and a recipient of the Distinguished Alumnus Award in 1971 for the generous donation of his time and talents to Ferris State University. Mr. McKessy donated stock, the proceeds of which were used to buy the house, storage barn, and two acres that are now utilized as parking and additional Arts and Sciences classroom space. Mr. McKessy's gift also made it possible to remodel the house, which is currently occupied by the Office of the Vice President and General Counsel. This division is responsible for legal affairs, equal opportunity, and labor relations.

Michigan Art Walk (1996) - The Michigan Art Walk is an ongoing project whereby original pieces of artwork created by Michigan artists are installed throughout campus and linked by a meandering pathway, ultimately reaching into the Big Rapids community. The inaugural sculpture of the Michigan Art Walk, by Ann Arbor-based artist Barron Naegel, was installed in the fall of 1996. Also installed in the fall of 1996 were a wall sculpture by Daniel Roache, under the auspices of the Presidential Art Collection, and the main panel of Robert Barnum's "The Visionary," which depicts the history of Ferris State University. The unveiling of "Escape," an outdoor sculpture by R. Farrington Sharp, on October 17, 1997 continued the project, along with the side panels of "The Visionary" which were unveiled on February 20, 1998, completing Barnum's triptych. "Totem Stack," a sculpture by Ferndale artist Albert Young, was unveiled on May 7, 1998. "Muse" by Irina A. Koukhanova, was dedicated on November 19, 1998, and sculptor Fritz Olsen's "Ripples" was unveiled November 19, 1999. Lois Teicher's functional piece, "Bench with Three Deep Seats," was dedicated on June 14, 2000. "Ferris Arch," a limestone sculpture by Kenneth Thompson, was dedicated October 10, 2001. Mark Chatterley's "Journey to the Body Collective," a flying wall sculpture located in the reading room at FLITE, was dedicated on October 29, 2002. Robert Barnum's "Of Thought and Reason," a 130-foot-long, 10-foot-tall painting on canvas located in FLITE's Extended Study Area was unveiled on August 28, 2003. Ray Katz's "Celebration," a large-scale metal sculpture, was unveiled September 3, 2004. The "TO STRIVE, TO SEEK, TO FIND" sculpture is dedicated to the 125th anniversary of FSU. The sculpture was created in a partnership between Ferris Fine Arts and the campus Welding Engineering Technology Program and was funded under the FSU Festival of the Arts. Important comments, quotes or sayings about Ferris are cut into the figure from support plates redefining viewer response and increasing level of content. The Art Walk pieces, along with information about the artists, can be viewed at <https://ferris.edu/artwalk/homepage.htm>.

Michigan College of Optometry (2011) – One of the twenty-five North American institutions to offer the Doctor of Optometry (OD) degree, Michigan College of Optometry occupies a state-of-the-art 87,000 square foot building that was the University's first to earn Leadership in Energy and Environmental Design (LEED) Gold certification. The first floor of the building is home to the University Eye Center, providing full-scope and specialty eye health, vision, and interdisciplinary care for patients from the community and around the state. The Dow Interactive Eye Learning Center on the third floor has 40 fully equipped examination lanes for students to learn and practice their skills as a future Doctor of Optometry. The classrooms and seminar rooms on the second floor contain modern, modular learning and study spaces.

Music Center (1962) - The Music Center is in the heart of the campus at the foot of the Carillon Clock Tower, between the FLITE Library and the Top Taggart Field football stadium. The Music Center features two large rehearsal rooms for several musical ensembles offered to students and community members. These musical groups include the Concert Band, Symphony Band, Summer Band, Pep Band, Jazz Band, Chamber Orchestra and Concert Choir. These large rehearsal rooms are equipped with state-of-the-art video and sound technology for instruction of a large variety of general education music courses available to all students, such as Music Appreciation, American Pop Music, Music Fundamentals, Music and Culture, and Music in Film. There are also three practice rooms, each equipped with an acoustic piano, that are available to all students for individual and small group practice. A keyboard lab, with 15 full-sized digital pianos, provides state-of-the-art instruction for beginning piano classes. Music faculty offices are also located in the Music Center.

GENERAL INFORMATION

National Elastomer Center for Plastics and Rubber Technology (1987) - The Ferris Plastics and Rubber program is one of the largest and most respected undergraduate programs of its kind in the United States. The Plastics B.S. program was started in 1982 and continues to fill a great need in the growing plastics industry for technically trained personnel. Ferris graduates gain immediate status as recognized technical leaders. This innovative program provides students with a background that includes topics such as processing, material testing and properties, and mold and product design. Classes emphasize hands-on learning, using the same type of equipment that is currently used in the industry. The plastics building was expanded in 1998 and renamed the "National Elastomer Center" to include educational space for the new rubber degrees. The rubber program is a unique educational experience with graduates being sought after by the rubber industry. Coursework follows the original plastics degree in processing, testing, and design, but also includes rubber compounding. The plastics and rubber industry have shown support for the Ferris programs by sponsoring the construction of the Plastics Building in 1987 and the expansion in 1998 with funding for equipment and supplies, providing job experience by employing our students for summer internships and hiring our graduates.

Presidential Art Collection (1996) - Daniel Roache was chosen as the first contributor for a collection featuring commissioned works by Michigan artists honoring Ferris presidents. His aluminum, wall-mounted sculpture representing the seven (at that time) academic colleges hangs in the Williams Auditorium lobby. A bronze bust of President Byron Brophy by Midland sculptors James S. Hopfensperger and Joan Hopfensperger was dedicated on April 30, 1999. It is on display in the Ferris Library for Information, Technology, and Education (FLITE).

Quad Café (2015) - The Quad Café includes an All-You-Care-To-Eat Marché Style Dining where cooks prepare fresh foods in the Exhibition Style of cooking. The Quad Café offers a take-out option along with a variety of seating arrangements that include small individual areas as well as family-style seating, most with an outstanding view of the Robinson Quad. Located next to The Quad Café is the Grill Pit and the Snack Shack, a unique retail dining section with options that include the newest feature, the "Meal X-Change." The Meal X-Change allows meal plan participants the opportunity to use one of their unlimited meal swipes for a quick meal to go. Available within the retail section is a kiosk and online ordering app which allows patrons to order and pay for their selections in advance. Conferences, meetings, receptions, and banquets are all hosted and customized by the award-winning Catering Division which is also located in The Quad. For more details call: (231) 591-2605, or for Catering call: (231) 591-3685

Racquet Facility (acquired in 1980) - The facility offers four indoor hard tennis courts, ten outdoor hard courts, two indoor racquetball courts/wallyball courts, cardiovascular and strength training equipment, free weights, fitness classes, functional training space, tennis lessons, tennis/pickleball clinics and league programs, rental equipment and a full-service tennis pro shop. This facility serves intercollegiate athletes, the club tennis team, faculty/staff, students, and the general public. It also includes a dry sauna in each locker room.

Rock Café (2008) - The Rock Café incorporates European-style marketplace décor where cooking aromas, product freshness, and abundance are prevalent. An emphasis is placed on food merchandising and includes casual café-style seating. Marketplace concepts also referred to as Marché Concepts or Food Emporiums, are the new generation in student dining. A marketplace concept provides an integrated food production and dining experience with an emphasis on fresh ingredients and made-to-order preparation. It is characterized by exhibition cooking at several distinct food platforms. Students today want an element of entertainment with their dining experience, a concept we call "Eatertainment." A marketplace concept offers this as the food becomes the "star" and the staff is on "stage."

Science Building (1956) (Remodeled and expanded in 1967 and completely renovated in 1997) - This building provides teaching auditoria, classrooms, and science laboratories for the College of Arts, Sciences and Education, as well as the Rawlinson Observatory, John and Rhea Smith Greenhouse, and Reitz Reading Room.

Starr Building (1961) (Renovated in 1995, with frequent upgrades) - Students now enjoy state-of-the-art instructional equipment, multimedia labs, study rooms, and lounges. It is FSU's largest general classroom building and, in addition to the classrooms, houses the Museum of Sexist Objects, Bulldog Radio and the Office of Transfer and Secondary School Partnerships.

Student Convocation Center/Wink Arena (1999) - This 42,000-square-foot facility, located adjacent to the Ewigleben Ice Arena, seats 2,400, and includes prime sections of chair-back seating. The building complex features an expanded lobby that adjoins the Ice Arena with a pro shop, concession stands, and a display for the Bulldog Hall of Fame. This center serves as the home for the FSU men and women's basketball programs and is used for commencement ceremonies, major concerts, and special events.

Student Recreation Center (1998) (Renovated in 2018) - The former HPE/Wink Arena building was remodeled and reopened August 30, 1998. The facility gives students, faculty, staff, and community members a modern gymnasium, weight room, aerobic rooms, exercise machines, elevated track, 40-foot climbing wall, and an indoor swimming pool.

Swan Technical Center (1966) (Completed renovation in 2018) - This building contains many classrooms and laboratories designed specifically for engineering and engineering-technology instruction. The building contains a large lecture hall in addition to the classrooms and laboratory spaces for the Architecture, EET/CNS, Manufacturing, Mechanical, Product Design, and Welding programs.

Timme Center for Student Services (CSS) (1967) (Renovated 2002) - As the official “welcome center” for the University, the Timme Center for Student Services (CSS) serves as a one-stop service center in which students can register for classes, obtain financial aid and housing information, request transcripts, pay bills, and inquire about student employment opportunities. Highlights of Timme CSS include a glass atrium that extends the full height of the eastern side of the building and a second atrium facing State Street, providing natural sunlight and openness for the building. Formerly the campus library, the Timme CSS is a place of diversity, art, history and service. The first floor houses the Financial Aid, Student Financial Services, and Student Employment offices; the offices of Admissions, Registrars, Enrollment Services, Academic Senate, and Institutional Research are on the second floor. The third floor features a display of Ferris historical memorabilia, as well as houses the offices of the President, Provost & Vice President for Academic Affairs, Vice President for Student Affairs, Vice President for Diversity, Inclusion, and Strategic Initiatives, Budgetary Planning and Analysis, and Testing. The carefully chosen combination of offices and services provides a wonderful welcome to all constituents in the middle of campus.

The Early Learning Center (1987) - The Early Learning Center is located on the first floor of Bishop Hall. The center is a nationally accredited educational learning center providing programs for children of FSU students, faculty, and staff. The Early Learning Center also serves as a laboratory setting which facilitates hands-on experiences for Ferris students preparing for future careers in education.

University Center (2015) - The University Center provides a wide variety of services and activities to meet the needs of students, faculty, staff and guests of the university. The center offers an updated any time dining service with a retail component, Starbucks Coffee Shop, Ferris Outfitters & MyBulldog Service Center, Fine Arts Gallery, First Lady’s Attic, several multi-purpose meeting rooms, a ballroom, commuter lounge and study lounge with computers and printing capabilities. Also, there are several lounges that provide comfortable areas for studying, relaxing and social engagement. Offices for student organizations include the Student Government of FSU, Entertainment Unlimited (programming board) and Veteran’s Association. On the administrative side, the offices include the Dean of Student Life, Office of Student Conduct, Center for Student Involvement, Career and Professional Success, Catering Services, University Center, Veteran’s Support, LGBTQ+ and TAC IT Solution Center.

Victor F. Spathelf Center for Allied Health (1979) - This four-level structure contains the Dental Hygiene Clinic, specialized classrooms, laboratories, and offices for the students, faculty and administration of the College of Health Professions.

FERRIS STATE UNIVERSITY CALENDAR**Fall Semester, 2021**

Aug. 26-27	Late Registration
Aug. 30	Classes begin
Aug. 30-Sept. 2	Drop/Add by 5:00 PM Thursday
Sept. 6	Labor Day - no classes
Oct. 18	Mid-term grades due
Nov. 4	Last day for approved unqualified W grade
Nov. 24	Thanksgiving recess begins - class dismisses at noon
Nov. 29	Classes resume
Dec. 10	Last day of classes
Dec. 13	Examination week begins
Dec. 17	Last day of examination week
Dec. 18	Fall Commencement
Dec. 20	Final grades due by 1:00 PM

Spring Semester, 2022

Jan. 6-7	Late Registration
Jan. 10	Classes begin
Jan 10-13	Drop/Add by 5:00 PM Thursday
Jan. 17	Martin Luther King Day - no classes
Mar. 5	Spring recess begins – no classes
Mar. 7	Mid-term grades due
Mar. 14	Spring recess ends – classes resume
Mar. 24	Last day for approved unqualified W grade
Apr. 14	Mid-term break begins - no classes
Apr. 18	Classes resume
Apr. 29	Last day of classes
May 2	Examination week begins
May 6	Last day of examination week
May 6-7	Spring Commencement
May 9	Final grades due by 1:00 PM

Summer Semester, 2022

May 16	Late Registration
May 17	Classes begin
May 17-20	Drop/Add by 5:00 PM Friday
May 30	Memorial Day - no classes
July 4	Independence Day recess - no classes
July 7	Last day for approved unqualified W grade
Aug. 10	Last day of summer semester classes
Aug. 15	Final grades due by 1:00 PM

TELEPHONE NUMBERS (frequently used)

The telephone number for the Ferris State University Call Center is (231) 591-2000; the telephone operator can assist you. Most colleges, departments and offices also have their own numbers. The toll-free number is (800) 433-7747. Some frequently called numbers are listed below:

Academic Deans' Offices

College of Arts, Sciences, and Education	591-3660
College of Business.....	591-2420
College of Engineering Technology	591-2890
College of Health Professions	591-2270
College of Pharmacy.....	591-3780
Kendall College of Art & Design.....	(616) 451-2787
Michigan College of Optometry at FSU	591-3706

Academic Services

Extended and International Operations

Ferris Statewide & Online (off-campus & online offerings)	591-2340
Office of International Education	591-2450
Retention and Student Success.....	591-2428

Student Services

Admissions & Records.....	591-2100
Birkam Health Center.....	591-2614
Career & Professional Success	591-2685
Center for Student Involvement	591-2606
Financial Aid/Scholarships.....	598-8210
Institutional Research & Testing	591-3628
Orientation	591-3400
Residential Life (Housing)	591-3745
Student Employment	598-8210
Student Financial Services	591-3972

General

Alumni Relations.....	591-2345
Athletic Department	591-2860
FLITE Library.....	591-3500
Public Safety	591-5000
University Advancement & Marketing.....	591-3815
University Center	591-5918

Kendall College of Art & Design(616) 451-2787

Admissions – dial main number and ask for	EXT 3011
College Counselor - dial main number and ask for	EXT 1136
Enrollment Management - dial main number and ask for	EXT 1113
Financial Aid - dial main number and ask for.....	EXT 1210
Library - dial main number and ask for.....	EXT 1121
Registrar - dial main number and ask for	EXT 1128

EDUCATIONAL GRANTS AND SCHOLARSHIPS

2021-2022 FIRST-TIME FRESHMAN SCHOLARSHIPS			
<u>Scholarship</u>	<u># Awarded</u>	<u>Total Amount</u>	<u>Average Award</u>
Founder's	47	\$470,000	\$10,000
President's	26	\$156,000	\$6,000
Ember	84	\$420,000	\$5,000
Provost's	277	\$1,246,500	\$4,500
Dean's	262	\$917,000	\$3,500
Ferris Gold	230	\$460,000	\$2,000
Ferris Crimson	209	\$313,500	\$1,500

FEDERAL

Teacher Education Assistance for College and Higher
Education Grant (TEACH)
The Federal Pell Grant
The Supplemental Educational Opportunity Grant
Michigan Fostering Futures Scholarship
GEAR UP Scholarship

STATE

KCP Future Faculty Fellowship
Michigan Competitive Scholarship
Michigan Nursing Grant
Tuition Incentive Program (TIP)

SPECIAL USE FUNDING

Federal CARES Act

INSTITUTIONAL

Ability Based Scholarship
Academic Opportunity Scholarship
Athletic Grants (Individual Sports)
COB Study Away Scholarship
COB Leadership Scholarship
College of Business Scholarship
College of Ed Alumni Scholarship
Community Based Scholarship
CREW Scholarship
COT Student Kickoff Award
Dean's Scholarship
Doctor of Pharmacy Scholarship
EIO Statewide Blitz
Entertainment Unlimited Scholarship
Ferris Grant
Ferris Merit Grant
Ferris NEXT Scholarship

INSTITUTIONAL Continued

Ferris Relief Scholarship
Ferris Support Grant
Ferris Youth Initiative Scholarship
Founder's Scholarship
FSU Native American Tuition Waiver
General Scholarship
Get REAL Scholarship
Honors Residential Life Scholarship
International Transfer Scholarship
Kelso-Battle Scholarship
Kendall Assistance Grant
Kendall Award of Excellence
Kendall Merit Scholarship
Kendall Next Scholarship
Military Veteran's Scholarship
MyPlace Study Abroad Scholarship
National Guard Grant
New Student Reception Scholarship
Off-Campus Adult Learner Scholarship
Off-Campus Transfer Achieve Scholarships
Phi Theta Kappa Scholarship
President's Invitational Scholarship
President's Scholarship
PTM Scholarship
S3OAR Scholarship
School of Nursing Scholarship
Skills USA Scholarship
Spaghetti Bridge Competition
Student Senator Scholarship
Study Abroad Scholarship
Transfer Presidents Scholarship
Transfer Gold Scholarship
Transfer Crimson Scholarship
Wade McCree Scholarship
Wenrich Tuition Scholarship

GENERAL INFORMATION

EDUCATIONAL GRANTS AND SCHOLARSHIPS

GRANTS AND SCHOLARSHIPS

1968 Football Scholarship

A & B Young Leader End Scholarship

A.M Aguirre Memorial

Abigail Smith Timme

AFSCME Local 1609

Alfred A Cramer Memorial Award

Allesee MJ Design Scholarship

Alton & Evelyn Brayton Scholarship

American Assoc. of HTG, REF and A/C Eng.

American Photo Marketing Scholarship

American Subcontract Association

Amerikam Scholarship

Andrea Warfield Memorial Endowed Scholarship

Andrew & Barbara Young Scholarship

Andrew Jeffrey Crim Justice Scholarship

Antigua Annual Scholarship

Architectural Metals

Atwell, LLC Surveying

B. Mulder Furn End Scholarship

Baarman Family Endowed Scholarship

Bachelor of Integrative Studies

Barbara Reuther Memorial Nursing

Barton Malow Foundation

BCI New OD Scholarship

Beverly Russell Award

Big Rapids Garden Club Scholarship

Bill & Theresa Streeter Family Scholarship

Biology Faculty/Staff

Board of Nursing Scholarship - MSN

Boyce Family Hockey

Brian Chapman Memorial PGM Scholarship

Brian Tomczyk Memorial

Builders Exchange of GR & W. MI

Bush Insurance Scholarship

Bychinsky Endowed Scholarship

AAPS Community Engagement Scholarship

A. Cramer Memorial Scholarship

Abbott Laboratories Scholarship

Advantage Technical Services (fka TAC Auto)

AITP Scholarship

Alice & George Wales Hockey

Alphonso & Mary Aguirre

Alumni Association Legacy

American Hotel Foundation Scholarship

American Professional Estimators Scholarship

American Subcontractors Assoc of Michigan

Andrea L. Warfield Memorial Endowed Scholarship

Anne Szabunia Memorial Scholarship

Arab American Pharmacist Assoc.

Arnold & Carolyn Johnson Scholarship

Arnold & Isabell Kempton Scholarship

ASHP Student Leadership Award

Barbara Chapman International Study

Barnes & Noble Scholarship

Beacon Endowment (Faculty/Student)

Bill & Lynne Scheible Scholarship

Bingman Scholarship

Biology Faculty and Staff Scholarship

Blanche Arnold Scholarship

Board of Nursing Scholarship - RN

Boochard Family FSU Endowed Scholarship

Bourdais Endowed Scholarship

Brayton Memorial Scholarship

Brett Smith Hockey Endowed Scholarship

Brian McDonald Scholarship

Brudy Memorial Pharmacy Scholarship

Business Student Assistance Scholarship

Buss Endowed Scholarship

C. Alan Tressler Memorial Scholarship Fund

Canadian Lakes Garden Club Scholarship

Candice Dunn Mem End Scholarship

CAS Dean's Legacy Annual Scholarship

Charles & Dorothy Peterson

Charles & Mary Bacon

Charles Hampton Scholarship

Charmaine Smith Students with Children

Chase Plastic Scholarship

CHP Empowerment - Health Professions

Clare & Patsy Johnson Endowed

Class of 1967 End Scholarship

CNH Industrial Annual - CET

College of Business Dean's Annual

College of Education Alumni Scholarship

Construction Assoc/Don Purdie Mem Sch

Construction Tech & Mgmt. Stu Competition

Call Family Scholarship

Canadian Lakes Mecosta County Scholarship

Canteen Services Inc. Scholarship

CCNA Certification Scholarship

Charles & Kimberly Christmas Scholarship

Charles G. Jehnzen Basketball Scholarship

Charles Jehnzen Scholarship - CET

Charter Schools Office Scholarship

Chemical Bank Endowed Scholarship

CJ General Scholarship

Clare Mugford R.N. Memorial Endw.

CM Industry Golf Outing Scholarship

Coach Walton & Barbara Piggott

College of Business Management Department

Collins/Collins Ekman Scholarship

Construction Mgmt industry

Coppess Family Football Scholarship

EDUCATIONAL GRANTS AND SCHOLARSHIPS

Cory Myrie Memorial
Criminal Justice Annual
Cummings Scholarship
CVS Pharmacy Award

Craig & Tamara Amey Beyond the Books
Criminal Justice Class of 1983
Cullen Integrative Studies Scholarship

D. Edwards Intercollegiate Soccer
Dacho & Ruth Dachoff
Daniel Patrick Topp End Scholarship
Daudi Book Scholarship
David D. Whalen Scholarship
David Pao International Scholarship
David R. Greer Surveying Engineering Scholarship
David Williamson Endowed Scholarship
Dee Kap Memorial Scholarship
Deiter Weiss Scholarship
Delta Tau/Lambda Chi Scholarship
Dewpoint End Scholarship
Diane Malburg End Scholarship
Dick Brammer Scholarship
Dieter H. Weiss Award
Distinguished Zerocrats Scholarship
Doc Heeter Blueline Club
Donald and E. Lyle Magee Scholarship
Dominic Ciarmitaro ISI Memorial
Donuts with the Dean Award
Douglas Hagemann Scholarship
Dr. Adel Makki Pharmacy Endowed Scholarship
Dr. Gabriel Memorial End. Scholarship
Dr. Henry Reitz End. Scholarship
Dr. Jack Bennett Memorial Scholarship
Dr. Marlene O'Hara Memorial Annual
Dr. Roger G. Ostrander Mem End Scholarship
Dr. William Maher Annual
Dr. William Sederburg Scholarship
Dresner Foundation Annual Scholarship
Durst Family Annual

D & T Wilhelm Volleyball Endowed
Damari Family End Scholarship
Daniel Tyler Scholarship
David & Carol Drake Scholarship
David E. Hamilton Endowed
David Prior Scholarship
David Stickles Endowed Scholarship
DECA Scholarship
Dehaan Endowed Scholarship
Delta Dental Foundation Annual
Detroit Colour Council Design
Dettman Family Endowed
DG Garrett Asheville Project End Scholarship
Diane Nix Memorial Scholarship
Dick Dolack Excellence in Officiating Scholarship
Dirk Hoffius End Scholarship
Doc Comm Coll Leader End Scholarship
Doctor of Pharmacy Scholarship
Donald Lowell Scholarship
Donald Shreve Scholarship
Douglas Froelich Scholarship
Drake Family End Scholarship
Dr. Adnan Dakkuri Pharmacy Scholarship
Dr. Henry R. Racki OPT Scholarship
Dr. Ian Mathison Endowed Scholarship
Dr. Lowell LeClair Scholarship
Dr. Merrill R. Murray Memorial Scholarship
Dr. Walter Betts Memorial
Dr. William Sakalauskas Scholarship
Duane E. Bremer Scholarship
Dykstra Scholarship

E & B Nickles Memorial
E & J Wurzer Memorial
E-Commerce Marketing Scholarship
Edward Griffin Memorial Teacher Education
Eileen McQuade Memorial Endowed Scholarship
Elizabeth Claucherty
Ellen Haneline Memorial
Emeriti Association Endw Scholarship
Ensign Family Endw
EU Ability

E&D DeHaan End Scholarship
E&S Lacross End Scholarship
Ed Harris Memorial Scholarship
Edwin & Barbara Courtright Scholarship
Eisler Scholarship
Elizabeth Keeney Scholarship
Elton "Ott" Gingrich Endowed Scholarship
E.S. Young Welding End Scholarship
Ewigleben Scholarship
Excellence in Optometry Scholarship

GENERAL INFORMATION

EDUCATIONAL GRANTS AND SCHOLARSHIPS

F.A. Muehlenbeck Scholarship
Fairman Scholarship Fund
Family Fare Pharmacy Scholarship
Fenn & Associates Surveying Scholarship
Ferris Academic Opportunity
Ferris Foundation Need Based Scholarship
Football Scholarship Annual
FFA/Russel Moffett Scholarship
Frances Friar Nursing Scholarship
Frankenmuth Insurance End Scholarship
Frank Marra Memorial Scholarship
Frederick Broemer Award
Freudenberg NOK Scholarship
Friar Family Pre-Prof End Scholarship
FSU Alumni Softball Scholarship
FSU/GRCC Assist Annual Scholarship
FSU/GRCC Digital Media Software Engineering
Fund Evaluation Group Scholarship

G. Mennen Williams Endowed
Gary Cousineau - Hockey
Gary Perelli Football
Geff Reinke Endowed Scholarship
Geodetic Designs
George Bowlby Scholarship
George Kossaras Scholarship
German Language & Culture
G&M Kadlec End Scholarship
GM Service Op Auto Tech Scholarship
Gordon Kamstra Memorial Scholarship
GR Furniture Designers Endw Scholarship
Grace Fleming R.N.
Gregory Dreuth Scholarship

H, I, & M Price
Hagerman Family Pharmacy Endowed Scholarship
Hare Family End Scholarship
Harper Wildern Pharmacy Scholarship
Harry Melling Memorial Scholarship
Health Professions Dean's Student Award
Hedrick Associates Endw Scholarship
Helen Ferris Vartan Scholarship
Henry Tschappat Scholarship
Hoexum Scholarship
Hospitality Management Scholarship
Howard Hulsman Scholarship
Hurst Mechanical Inc. Scholarship
HVACR - Htg. Vent, A/C, Ref. Engineering Scholarship

Industrial Design Scholarship

Faculty Spon. Stu Dev - A&S
Falcone Memorial Scholarship
Felpausch Pharmacy Scholarship
Ferris & Jean Leach Scholarship
Ferris Cares Opportunity 125
Ferris Foundation Opportunity Scholarship
Fortune/Morlock Memorial Scholarship
Frank & Mildred Justin
Frank Karas Scholarship
Fred E. Taylor Endowed Scholarship
Fred Kellogg Scholarship
Friar Family Endowed
FSU Alumni & Friends Scholarship
Friends of Michigan State Fair
FSU Dining Services Scholarship
FSU/GRCC Digital Animation & Game Design
FSU/GRCC Endowed Scholarship

G Storm Memorial Technical Teacher Education
Gary & Jean Horn
Gary Waters Basketball Scholarship
Gentex Corp
George & Kathryn Menoutes Scholarship
George Holcomb Memorial Scholarship Fund
Gerace Construction Scholarship
Gilbert Cobb Endowed Scholarship
Glen's Pharmacy Scholarship
Gordon & Pat VanDyke Hockey
GR Chapter of the Const. Specif. Inst. "Art Nelson Mem"
Graphic Comm & Graphic Media Mgmt.
GR New Car Dealers Scholarship

Hagerman Family Pharmacy Annual Scholarship
Hammer's 4-C's Award
Harley Halsted Scholarship
Harry Larson Memorial Scholarship
Harry Swartz Pharmacy Administration Award
Hedcock Mem End Scholarship
Helen Bennett Memorial Scholarship
Helen Popovich Scholarship
Hicks Gridiron Scholarship
Honorable John O'Brien Scholarship
Howard C. Stross Veterans Scholarship
Hubert & Marion Motry Scholarship
HS Die Engineering, Inc.

Insurance Alumni Program Endowed

EDUCATIONAL GRANTS AND SCHOLARSHIPS

J. Bourdlais Courage End Scholarship	J B McCormick Scholarship
J & J Giroux End Scholarship	J & C Duddles Endowed
J & K Shane Architect End Scholarship	J & J PGN Moore Scholarship
J.E. Johnson Skilled Trades	J & K Shane Pharmacy End Scholarship
J.P. Nelson	J.N. Nelson Family Scholarship
J. R. Newton Scholarship	Jack and Marion Buss End Scholarship
Jack LeBarre Scholarship	Jack Pierson Legal Aspects Scholarship
Jack Newcombe Scholarship	Jacob & Sarah Eisler Endowed Scholarship
James & Georgia Nicholas Endowed	James & Christine Jacobs
James & Katy Moore - Surveying	James & Katy Moore - Health Professions Annual
James Bolthouse Memorial Scholarship	James B. Turner Endowed
Jan Vonk Endowed (Kendall) Scholarship	James Shane Scholarship
Jean K. Elder Endowed Scholarship	Japanese Parent's Textbook Scholarship
Jenny Jacobs Softball Scholarship	Jeff & Annette Rowe Pharm D/MBA Annual
Jerry & Mary Ford Scholarship	Jerry & Glad Scoby Scholarship
Jessica Nagle-Wilson Scholarship	Jerry Moore Memorial PGM Scholarship
Jimmie & Marlene Rodgers Scholarship	Jim Ferrell Memorial Endowed Scholarship
Joan Nelson Scholarship	Joan E. Totten Scholarship
John Baylis Football Scholarship	Joan Reirson Draugalis Endowment
John Christie Scholarship	John Celestino Endowed Scholarship
John Ladd	John Deere Foundation Scholarship
John P. Nelson Endowed Scholarship	John McNamara Memorial Endowed Scholarship
John Sebold Memorial Scholarship	John Newell Scholarship
John Whalen Memorial Endowed Scholarship	John R. Smith Memorial Endowed Leadership
Joseph Bishop Surveying Scholarship	Jordain Scholarship
Joseph Mikols End Scholarship	Joseph Juran Scholarship
Judith & Charles Duddles Scholarship	Joseph Sasaki Scholarship Fund
Julia McCormick	Justin Hermes Annual Scholarship
K & C Roth End Scholarship	K & R Miller Family Endowed Scholarship
Karl E Huffman Family Endowed Scholarship	Karen Boochard Social Work Endowed
Kathleen & Edward Lunt	Karlis K. Kazerovskis Scholarship
KCAD General Scholarship	Kauzlarich/Campana Family
KCAD March Formation End Scholarship	KEBS Incorporated Scholarship
Kem-Tec Surveying, Eng & Enviro. Serv Benchmark	Ken & Christine Bailey Family Endowed
Kendall Digital Media Scholarship	Kenneth Spoerk Memorial Scholarship
Ken Schmitigal Annual Scholarship	Kendall Joe Withers Scholarship
Kendall M Alten Memorial Scholarship	Kendall Rizzi Memorial Scholarship
Kendall What Scholarship	Khagendra Thapa K. Surveying Scholarship
K-Mart Pharmacy Scholarship	Korean Students Scholarship
Kozal & Baker Scholarship	
L & J Keys Scholarship	Labroff Scholarship
Lacks Enterprises Inc. Annual	Lang & Lit Annual
Laverne Curtis Scholarship	Leading Shadows OMSS Leadership Annual
Leon & Jerena Keys Family	Leonard Johnson Disc Sports
LeBlond Foundation of Makino Die/Mold Apps.	Leslie Osborn
Lerner & Harrison End Scholarship	Library Student Employee Scholarship
Lewis & Lewis Surveying	Lincoln Family End Scholarship
Lon C. Green Annual Scholarship	Long Scholarship
Linebaugh, Cindy & Karl Linebaugh Scholarship	Lucy & Fabian Ngoh Educational Opportunity
Lloyd C. Zill Annual	Lynn & Gary Trimarco

GENERAL INFORMATION

EDUCATIONAL GRANTS AND SCHOLARSHIPS

M & J Bigford PGM Scholarship	M & M Surveying Engineering Scholarship
M & S Goldsmith Endowed Scholarship	M & S Nawrocki Endowed Scholarship
Mahida Surveying Scholarship	Manhard Surveying Annual Scholarship
Marco Family Foundation Grant	Mahmoud Sohb Pharmaacy Endowed Scholarship
Marriot Golf Scholarship	Mark & Debra Newhouse & Bill & Patricia Jones Hockey
Marry Anne & Shakespeare Goldsmith Endowed	Martin J Wozniak End. Scholarship
Mary C. Feindt Surveying Scholarship	Mary Ann Hashimi Memorial Scholarship
Mary McCorriston Child Development	Mary Lou Washatka
Mathematics Faculty/Staff	Mary T. Creswell Scholarship
Mathison Legacy Endowed	Mathison Fellowship Enw
Matt Lichtle Scholarship	Matt & Sara Nawrocki Endowed
Maude Korstange Scholarship	MCERF Annual
McKesson Med. Mgmt Dean's Scholarship	McLoughlin Family Endowed Scholarship
McNaughton & McKay Scholarship	MCO Alumni Endowed Scholarship
MCO Family End Scholarship	Mechanical Service Contractors of America
Mecosta Cnty Med Center Aux	Medicine Shoppe Scholarship
Megan Hurst Endowed Scholarship	Meijer Inc. Accountancy Scholarship
Meijer Inc. Pre-Senior Scholarship Award	MGMT Dept. Annual Scholarship
MI Foundation for Vision Awareness & MCO 1st Prof.	MI / American Foundation for Vision Awareness
MI Pharmacists A D PRFFLSM Award	MI Garden Club aka Federated Garden Club
Michael & Paula Rushford Scholarship	Michael & Joann Bigford Scholarship
Michigan Adjusters Association Scholarship	Michael Sanborn Pharmacy Endowed
Michigan Association Professional Ins. Agency	Michigan Association Pipe Trades Scholarship
Michigan Mechanical Contractor Scholarship	Michigan Chapter Air/Cond Contractors Scholarship
Michigan Printing Week Association Scholarship	Michigan Pharmacy Fund Scholarship
Mickey Shapiro Opportunity Scholarship	Michelle Robinson Scholarship
Mid Michigan Pharmacists Assoc. Scholarship	Midland Lions Club R. Maier Scholarship
Miles, Kellie, and Hannah Postema Scholarship	Mike Shira Health Systems Management
Minnie Mould Marsh Endowed Scholarship	Millard & Ida Quinlan Scholarship
ML King/Rosa Parks/KCP Future Faculty	ML King/ALPHA PHI ALPHA Scholarship
Moore & Bruggink Incorporated Scholarship	Mulder Furniture Design Scholarship
Mylo Ragan Endowed Scholarship	
NA Heat-Air Conditioners Scholarship	NACDS Dean's Scholarship
National Guard Scholarship	National Truck Equip Assoc
Nawrocki Pharmacy End Scholarship	Nazih Jawad Lif Rx Scholarship
Ngoh, Lucy & Fabian Endowed Scholarship	Norman Peterson Ind Chem Endowed
Norman & Helen Bennett	North American Htd. & A/C (HARDI)
Norris & Irene Johnson Endowed Scholarship	Northern Chapter MI Soc of Professional Surveyors
Northern Michigan Road Commission Scholarship	Nursing Development Endowment Scholarship
O.B. Davenport Scholarship	O'Brien-Quy Scholarship
Oakland Area Scholarship	Oldfield Family Educational
One-Hour HVACR Annual	Opportunity Ferris Cares-A&S
Opportunity Ferris Cares-CAHS	Opportunity Ferris Cares-CEHS
Opportunity Ferris Cares-CET	Opportunity Ferris Cares-COB
Opportunity Ferris Cares-MCO	Opportunity Ferris Cares-PHARM
Orville Hoffman Scholarship	Ostrander Memorial Endowed Scholarship
Oswald Rossi Scholarship	Otto Kamptner Memorial Endowed Scholarship
Outer Drive Hospital Auxiliary Scholarship	

EDUCATIONAL GRANTS AND SCHOLARSHIPS

P & R Seaman Endowed Scholarship
 Papo & Stewart Printing MGMT
 Paul and Leane Blake Scholarship
 Pharmacists Mutual Scholarship Award
 Pharmacy Dean's Scholarship
 Phillip & Sylvia Frederickson Scholarship
 PGM Alumni Scholarship
 Phy Science Fac/Staff
 Praxir Scholarship
 Promesa Scholars End Scholarship
 Puterbaugh Scholarship

R & L Friar Social Sci Annual
 R & N Phelps Family
 Rautiola PTM Scholarship
 Raymond Kenyon Scholarship
 Reginald & Vivian Sharkey Scholarship
 Retail Contractors Assoc
 Rex Dew Memorial Textbook Fund
 Richard & Dawn Antonini Endowed
 Richard Hurst Endowed Scholarship
 Richard Shaw Football Endowed
 Richard Shaw & Fredrick Jones Endowed
 Richard Sturm Memorial
 Richard Veazey
 Robert & Barbara Martin
 Robert & Frances Friar Annual Pharmacy Scholar.
 Robert & Jean Olson Scholarship
 Robert Brand Memorial Scholarship
 Robert Buchdahl Memorial Award
 Robert Dougan Memorial
 Robert Friar Honorary Biology Scholarship
 Robert Tenney
 Robert Williams Scholarship
 Roger & Debra Card Wildlife Scholarship
 RoMan Mfg/IRO Auto End Scholarship
 Rought Surveying Scholarship
 Ruby MacNeill Endowed Memorial
 Runners Memorial Scholarship
 Russell G. Merithew Scholarship

Scott E Sanders Endowed Scholarship
 Scott Whitener Memorial Scholarship
 Seaman's Mechanical Endowed Scholarship
 Shaw/Jones Endowed Scholarship
 Shopko Pharmacy Scholarship Award
 Social Work Emeriti & Fac
 Stanley Dean Memorial Endowed Scholarship
 Stauffer, MG & PW (fka Upper Division)
 Stephen E Martin Memorial Award
 Stoddard Family Scholarship
 Susan Greene Memorial Scholarship

P. Kearns Education Annual
 Paul and Cathy Boyer Scholarship
 Paul Winfred Owens Scholarship
 Pharmacy Alumni Scholarship
 Phi Sigma Kappa Emerging Leader
 Phillips Family Award For leaders
 PGM S.A. Senior Awards
 Peterson, Norman ICT Annual
 Plastics & Polymer Eng
 Prism Writing Annual Contest Scholarship

Randy & Peggy Seaman Scholarship
 Ray Helsing Men's CC & Track Scholarship
 Reed City FSU Distinguished Alumni Scholarship
 RESPY Pharmacy Scholarship
 Rettell Family Scholarship
 Rhein Chemie Scholarship
 Richard & Ruth Santer Veterans Scholarship
 Richard Hunter Scholarship
 Richard Johnson Accountancy Scholarship
 Richard Shaw HVACR Endowed
 Rick Rodenhouse Memorial Scholarship
 Ritchie Memorial Vica Scholarship
 Robert & Frances Friar Annual Optometry Scholarship
 Robert & Frances Friar Social Science Annual
 Robert & Judith Scranton Scholarship
 Robert Brauer Award
 Robert Burtch Scholarship
 Robert Friar Grandchildren
 Robert Hendricks Memorial Scholarship
 Robert VanHoven Memorial Award
 Roberta Teahen Univ. Center for Extended Learning
 Rolland L. Hicks Endowed Scholarship
 Ron Strohkirk
 Rowe Incorporated Scholarship
 Rumsey Memorial Scholarship
 Russell & Avis Gerber Endowed Scholarship
 Ruth L. Shattuck Scholarship
 Ryan Matthew Clark

Scott Jeffries Memorial Scholarship
 Searle Pharmacy Scholarship
 Seifferlein & Lusk Golf Team
 Sherman Throop Memorial Scholarship
 Smith/Taylor/Malloy Scholarship
 Spectrum Health BR Hosp.Aux (fka Mec. Cnty Med Cen.)
 Statewide & Online Edw (fka Off Campus Edw)
 Stechschulte Printing & Imaging Technology
 Stewart Endowed Scholarship
 Student Hardship Fund
 Suzanne Pilat Eberle End Scholarship

GENERAL INFORMATION

EDUCATIONAL GRANTS AND SCHOLARSHIPS

T & T Town End Scholarship
Taggart & Lisa Town Sustainable Construction
Technology in Optometry Scholarship
Terry Nerbonne School of CJ Endowed
Thomas & Marcia Scholler
Thomas Reuther Scholarship
Thompson Foundation Scholarship
Tingley & Associates Scholarship
TJ Amick Memorial Endw– Kendall Scholarship
Tom & Molly Charles Scholarship
Toyota Scholarship
Trevor Slot Memorial

TAC Automotive Group Scholarship
Target Pharmacy Scholarship
Ted Kuzma Football Annual
Theta Alpha Sigma Scholarship
Thomas E. Johnston
Thomas Sobota Memorial Scholarship
Tim Roberts Scholarship
Todd & Tami Jacobs
Totten Family Hockey
Trent Eekhoff Mem End Scholarship
TowerPinkser Int. Design Scholarship

UA Local 85 Plumbers, Steamfitters & HVACR Endw.

VanSteenberg Endowed Scholarship

Violet Gambotto Endowed

W.C. Judson Scholarship
W. J. Stevenson Scholarship Fund
Walgreen Scholarship
Warren and Beverly Parker Scholarship
Weeks-Lakin Optometry Scholarship
West Michigan Credit Union Scholarship
Wendal Leroy Endowed
West Michigan Credit Union Scholarship
Whitehead Memorial Scholarship
Woolpert LLP Scholarship
Wurzer Memorial Endowed Scholarship

W E Dengler Pharmacy Scholarship
W & R Sanders Endowed
W.D. Cramer Mem End Scholarship
W.S. Garrison Scholarship
Warren & Beverly Parker Scholarship Endowment
Weller Family Annual
West Michigan Mechanical Contractors Scholarship
Wildern Family Scholarship
William Dengler
WM Merle Morris Endowed Scholarship

Young/Behler Young End Scholarship

Young Leadership Scholarship

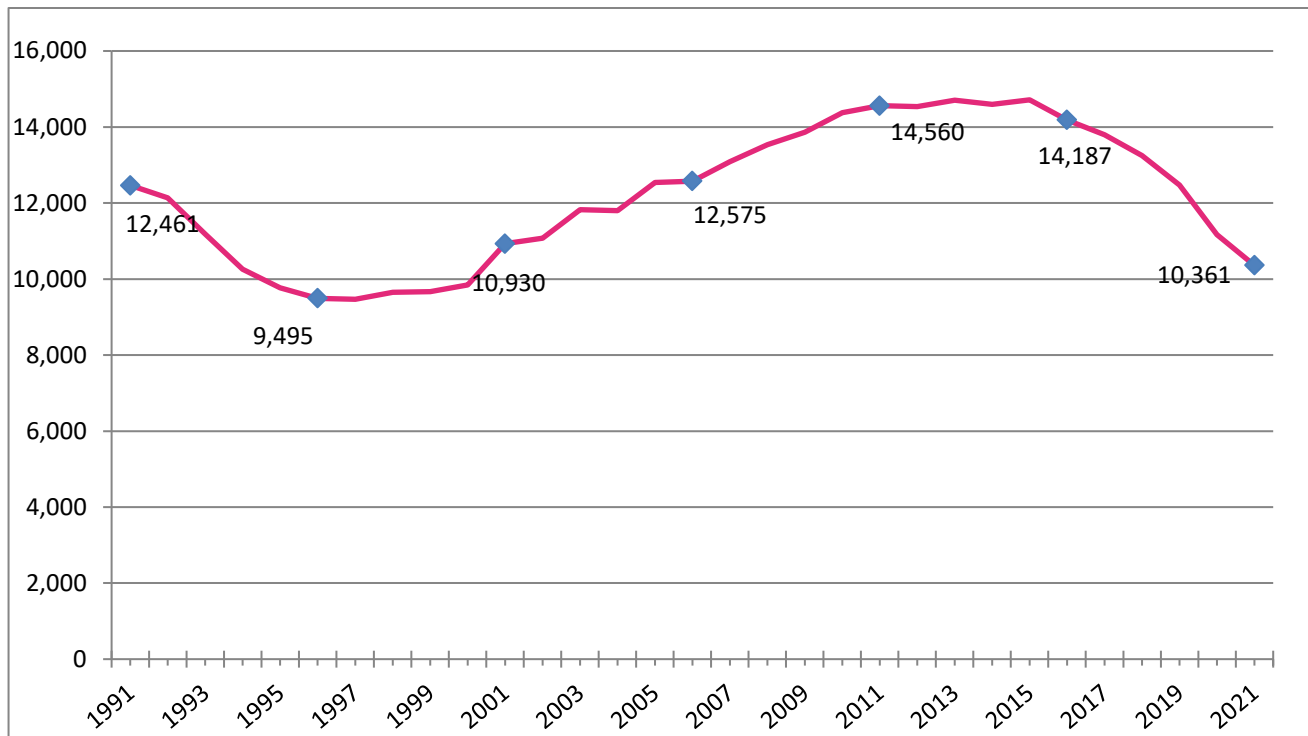
Zakov Family Endowed Scholarship

EDUCATIONAL GRANTS AND SCHOLARSHIPS**INSTITUTIONAL LOANS**

Abigail Timme Endowed Student Loan Fund
 Alden W. Brown Student Loan Fund
 Alma Lidell Tufveson Memorial Loan Fund
 Alumni Student Loan Fund
 Arthur E. Ormsbee Memorial Loan Fund
 Asian Student Loan
 Augusta Taisey Memorial Loan Fund
 Bush Memorial Loan
 Campbell Loan
 Carlisle Memorial Fund
 Carlton G. Ferris Student Loan Fund
 Charles E. Schell Foundation Loan Fund
 Charles S. Neithercut Student Loan Fund
 College of Business Memorial Loan Fund
 Dingman, William E. Loan
 Discretionary Loan Fund
 Donald Rankin Loan
 Dr. Glenn Bond Memorial Loan Fund
 Dr. Henry Lowsma Memorial Loan Fund
 Dr. Ralph Pino Memorial Loan Fund
 Earl H. McCormick Memorial Loan Fund
 Fern & William Brown Loan Fund
 Fern R. Holden Student Loan Fund
 France Vedder Loan
 Francis R. Piper Loan Fund
 Fred W. Swan Memorial Student Assistance Fund
 George Berden Loan
 Geraldine MacGregor Loan Fund
 Gerrit Masselink Memorial Loan Fund
 Graphic Art Loan Fund
 Heinonen Memorial Loan
 Helena Paris Loan Fund
 Jay Oviatt Pharmacy Student Loan Fund
 Kappa Alpha Psi Loan
 Kenneth Spoerk Memorial Loan Fund
 Kuhlman & Greene Memorial Loan
 Labroff Business Assistance Loan
 Lee Cookson Loan
 Lithocrafters and Bookcrafters Loan Fund
 Louis Fishman Loan
 Louis Legg Loan
 M. Louis Fishman Memorial Loan Fund
 Max E. Smith Memorial Loan Fund
 Michigan Pest Control Loan
 MI Federation of Women's Clubs Student Loan
 Nancy Ingall Memorial Loan Fund
 Orville Plank Memorial Loan Fund
 Pharmacy Alumni Loan
 Pharmacy Emergency Loan
 Ralston M. Wylie Student Loan Fund
 Raymond and Vida Sines Memorial Fund
 Raymond W. Starr Student Loan Fund
 Regina L. Stevenson Holt Memorial Loan Fund
 Richard Faber Loan

Robert and Gertrude Burns Memorial Loan Fund
 Roger Allen Student Assistance Fund
 Ronald M. Solomon Memorial Loan Fund
 Special Loan Fund
 Steve Bordano Memorial Loan Fund
 Trippensee Memorial Loan
 Vandercook Loan
 Victor Spathelf Loan
 Walter Armbruster Memorial Loan Fund
 Walter H. Gillette Memorial Loan Fund
 Whalen-Rex End Scholarship
 William C. Moore Memorial Loan Fund
 William Lane Memorial Loan
 William O. Wolfinger Memorial Loan Fund
 Wolverine Club Student Loan Fund

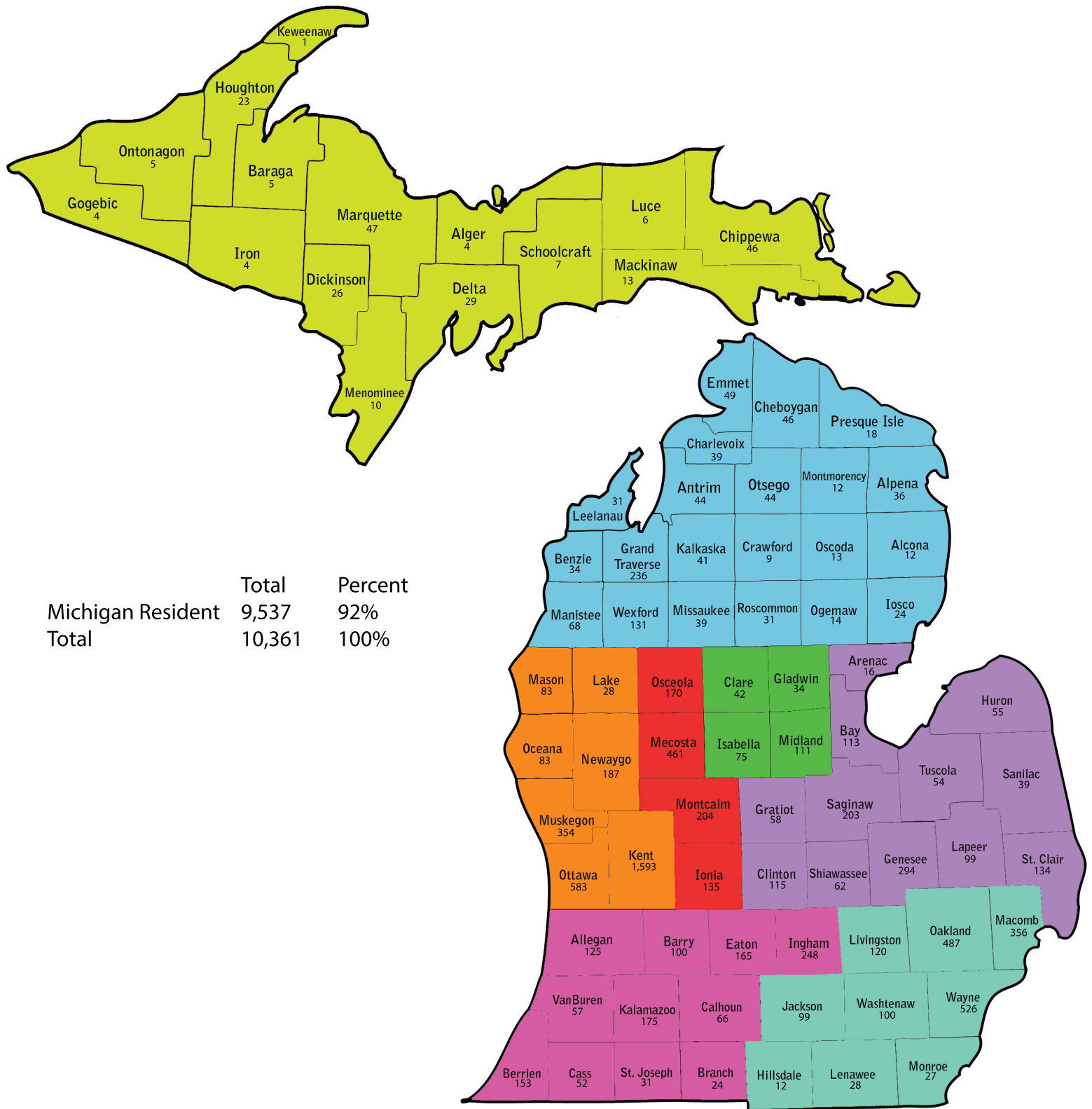
ENROLLMENT

TOTAL HEADCOUNT ENROLLMENT**FALL ENROLLMENT 1991 - 2021**

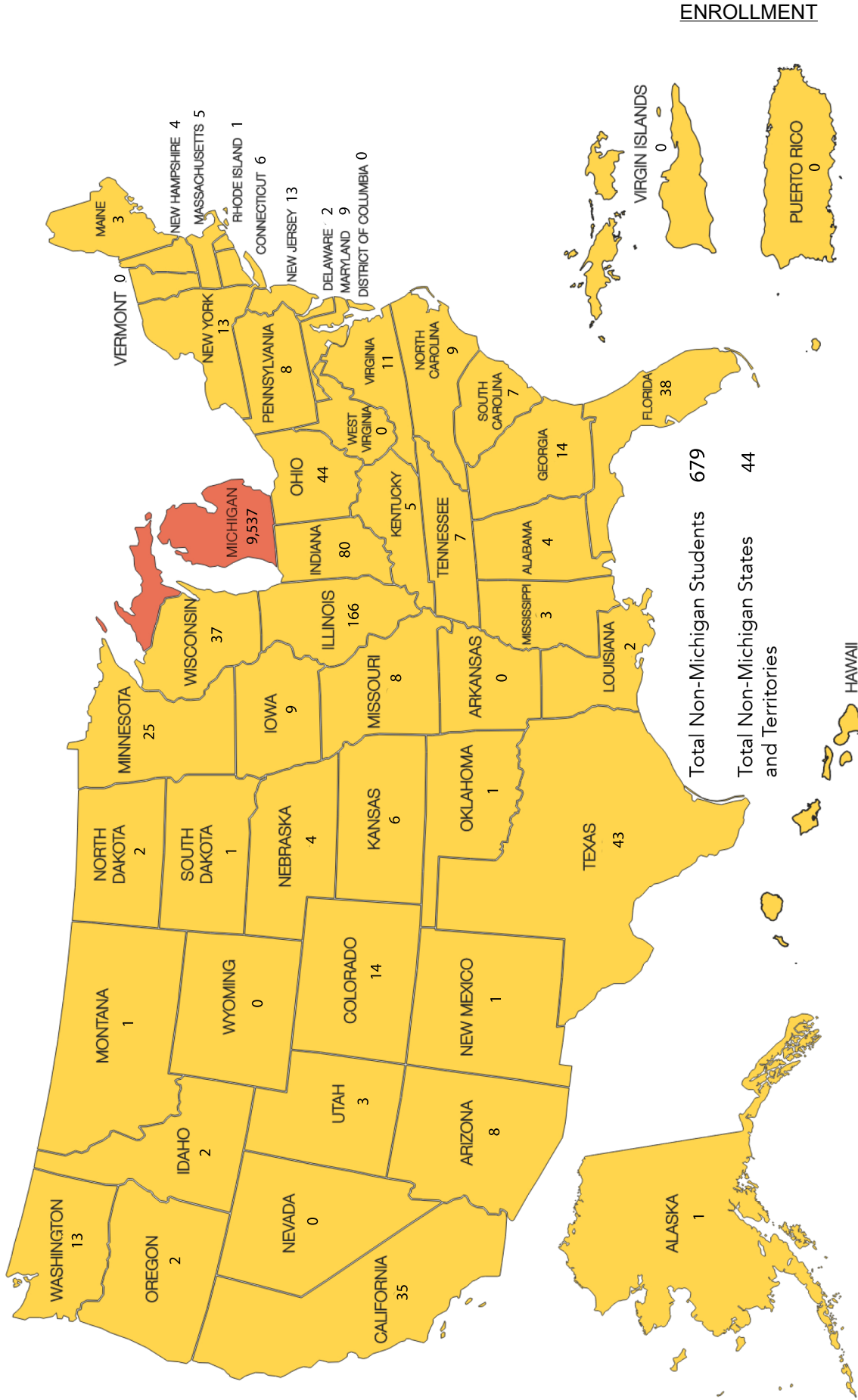
1991	12,461	2007	13,087
1992	12,134	2008	13,532
1993	11,188	2009	13,865
1994	10,258	2010	14,381
1995	9,767	2011	14,560
1996	9,495	2012	14,533
1997	9,468	2013	14,707
1998	9,651	2014	14,600
1999	9,668	2015	14,715
2000	9,847	2016	14,187
2001	10,930	2017	13,798
2002	11,074	2018	13,250
2003	11,822	2019	12,472
2004	11,803	2020	11,165
2005	12,540	2021	10,361
2006	12,575		

Source: Office of Institutional Research & Testing

FALL 2021 ENROLLMENT BY COUNTY



FALL 2021 ENROLLMENT BY STATE



ENROLLMENT

FALL 2021 MICHIGAN ENROLLMENT BY COUNTY

Alcona	12	Lake	28
Alger	4	Lapeer	99
Allegan	125	Leelanau	31
Alpena	36	Lenawee	28
Antrim	44	Livingston	120
Arenac	16	Luce	6
Baraga	5	Mackinac	13
Barry	100	Macomb	356
Bay	113	Manistee	68
Benzie	34	Marquette	47
Berrien	153	Mason	83
Branch	24	Mecosta	461
Calhoun	66	Menominee	10
Cass	52	Midland	111
Charlevoix	39	Missaukee	39
Cheboygan	46	Monroe	27
Chippewa	46	Montcalm	204
Clare	42	Montmorency	12
Clinton	115	Muskegon	354
Crawford	9	Newaygo	187
Delta	29	Oakland	487
Dickinson	26	Oceana	83
Eaton	165	Ogemaw	14
Emmet	49	Ontonagon	5
Genesee	294	Osceola	170
Gladwin	34	Oscoda	13
Gogebic	4	Otsego	44
Grand Traverse	236	Ottawa	583
Gratiot	58	Presque Isle	18
Hillsdale	12	Roscommon	31
Houghton	23	Saginaw	203
Huron	55	St. Clair	134
Ingham	248	St. Joseph	31
Ionia	135	Sanilac	39
Iosco	24	Schoolcraft	7
Iron	4	Shiawassee	62
Isabella	75	Tuscola	54
Jackson	99	Van Buren	57
Kalamazoo	175	Washtenaw	100
Kalkaska	41	Wayne	526
Kent	1,593	Wexford	131
Keweenaw	1		
		TOTAL	9,537

Source: Office of Institutional Research & Testing

FALL 2021 ENROLLMENT BY STATE & BY COUNTRY

NON-MICHIGAN STUDENTS BY STATE AND TERRITORIES

Alabama	4	Illinois	166	Nebraska	4	Rhode Island	1
Alaska	1	Indiana	80	Nevada	0	South Carolina	7
Arizona	8	Iowa	9	New Hampshire	4	South Dakota	1
Arkansas	0	Kansas	6	New Jersey	13	Tennessee	7
California	35	Kentucky	5	New Mexico	1	Texas	43
Colorado	14	Louisiana	2	New York	13	Utah	3
Connecticut	6	Maine	3	North Carolina	9	Vermont	0
Delaware	2	Maryland	9	North Dakota	2	Virginia	11
District of Columbia	0	Massachusetts	5	Ohio	44	Virgin Islands	0
Florida	38	Minnesota	25	Oklahoma	1	Washington	13
Georgia	14	Mississippi	3	Oregon	2	West Virginia	0
Hawaii	3	Missouri	8	Pennsylvania	8	Wisconsin	37
Idaho	2	Montana	1	Puerto Rico	0	Wyoming	0
						Unidentified	6
TOTAL							679
TOTAL STATES AND TERRITORIES							44

INTERNATIONAL STUDENTS BY COUNTRY

<u>New Zealand</u>	<u>1</u>	China	30	Thailand	2	Canada	46
New Zealand	1	India	12	Vietnam	6	Mexico	1
<u>Africa</u>	<u>9</u>	Indonesia	1	<u>Europe</u>	<u>9</u>	<u>South America</u>	<u>3</u>
Botswana	1	Iran	1	Czech Republic	1	Brazil	3
Ethiopia	3	Japan	1	France	1		
Ghana	1	Kazakhstan	1	Finland	1		
Kenya	1	Kuwait	1	German Demo Repub	1		
Malaysia	1	Pakistan	5	Germany	1		
Nigeria	2	Nepal	1	Portugal	1		
<u>Asia</u>	<u>76</u>	Saudi Arabia	9	Spain	2		
Azerbaijan	1	South Korea	2	Sweden	1		
Bahrain	2	Taiwan	1	<u>North America</u>	<u>47</u>		
TOTAL							145
TOTAL COUNTRIES							34

Source: Office of Institutional Research & Testing

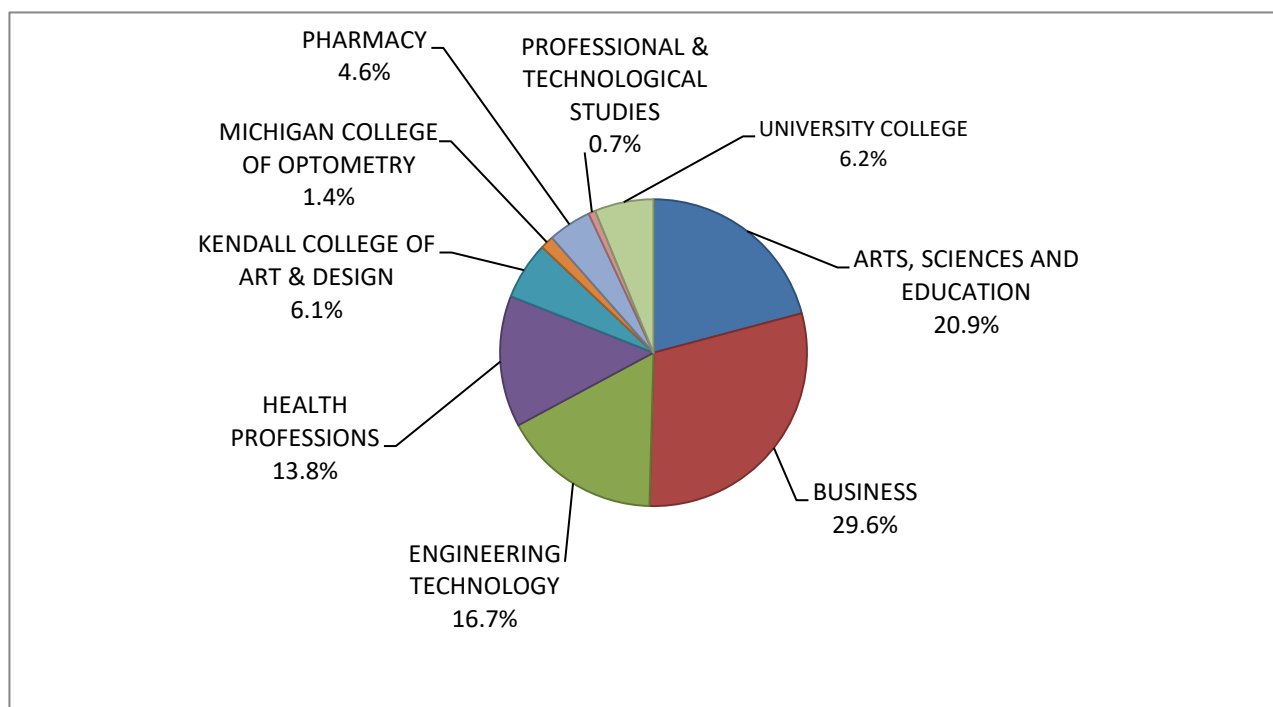
**5-YEAR ENROLLMENT BY COLLEGE
FALL SEMESTER**

<u>COLLEGE</u>	<u>2017-18</u>	<u>2018-19</u>	<u>2019-20</u>	<u>2020-21</u>	<u>2021-22</u>
ARTS & SCIENCES	1,783	1,738	1,706		
ARTS, SCIENCES AND EDUCATION				2,238	2,162
BUSINESS	2,494	2,384	2,157	3,365	3,063
EDUCATION & HUMAN SERVICES *	2,133	2,121	2,052		
ENGINEERING TECHNOLOGY	2,121	2,096	2,024	1,852	1,733
HEALTH PROFESSIONS	2,007	1,828	1,707	1,531	1,434
KENDALL COLLEGE OF ART & DESIGN	1,071	1,011	875	721	630
MICHIGAN COLLEGE OF OPTOMETRY	149	148	146	145	146
PHARMACY	565	576	533	495	473
PROFESSIONAL & TECHNOLOGICAL STUDIES	105	121	90	103	77
UNIVERSITY COLLEGE	1,370	1,227	1,182	715	643
TOTAL	13,798	13,250	12,472	11,165	10,361

*Effective Fall 2020, the College of Education & Human Services was closed.
Programs and students were moved to Arts, Sciences and Education and Business.

Source: Office of Institutional Research & Testing

PERCENT OF STUDENTS BY COLLEGE FALL SEMESTER 2021

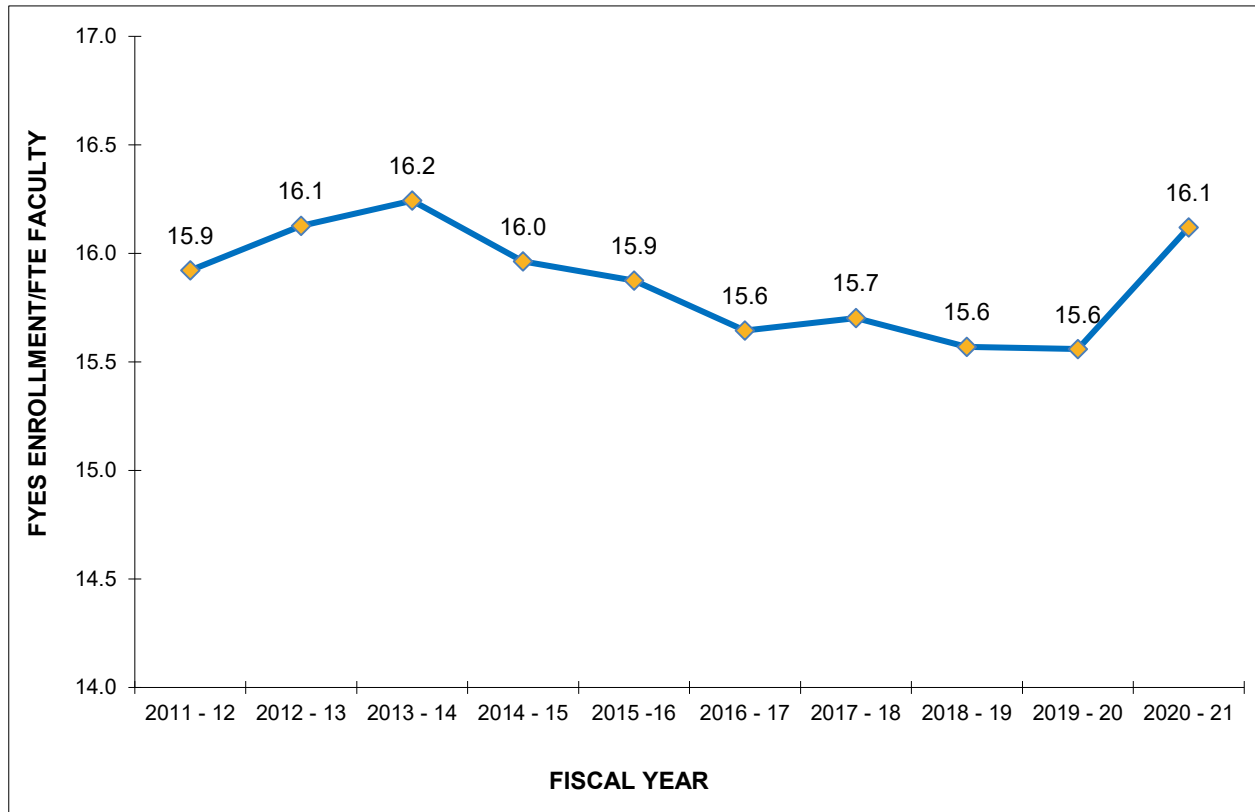


STUDENT ENROLLMENT BY COLLEGE

ARTS, SCIENCES AND EDUCATION	2,162
BUSINESS	3,063
ENGINEERING TECHNOLOGY	1,733
HEALTH PROFESSIONS	1,434
KENDALL COLLEGE OF ART & DESIGN	630
MICHIGAN COLLEGE OF OPTOMETRY	146
PHARMACY	473
PROFESSIONAL & TECHNOLOGICAL STUDIES	77
UNIVERSITY COLLEGE	643
TOTAL	10,361

Source: Office of Institutional Research & Testing

**FULL-YEAR EQUATED STUDENT (FYES) ENROLLMENT PER
FULL-TIME EQUATED (FTE) FACULTY
2011 - 12 to 2020 - 21**



STUDENT - FACULTY RATIO

	<u>FYES</u>	<u>FTE</u>	<u>RATIO</u>
2011 - 12	12,215	767.17	15.9
2012 - 13	12,204	756.73	16.1
2013 - 14	12,142	747.53	16.2
2014 - 15	12,131	759.96	16.0
2015 - 16	12,125	763.79	15.9
2016 - 17	11,636	743.76	15.6
2017 - 18	11,251	716.51	15.7
2018 - 19	10,758	690.98	15.6
2019 - 20	10,195	655.23	15.6
2020 - 21	9,294	576.56	16.1

Source: State of Michigan HEIDI Database, Budget Office

ENROLLMENT SUMMARY FALL 2021

	<u>FULL-TIME</u>		<u>PART-TIME</u>		<u>TOTAL</u>
UNDERGRADUATE STUDENTS	6,566	71%	2,682	29%	9,248
GRADUATE STUDENTS	113	27%	304	73%	417
GRADUATE PROFESSIONAL PRACTICE	610	99%	9	1%	619
DOCTORATE STUDENTS	71	92%	6	8%	77
ALL STUDENTS	7,360	71%	3,001	29%	10,361

	<u>MEN</u>		<u>WOMEN</u>		<u>TOTAL</u>
TOTAL FULL-TIME	3,507	48%	3,853	52%	7,360
TOTAL PART-TIME	1,236	41%	1,765	59%	3,001
TOTALS	4,743	46%	5,618	54%	10,361

	<u>FALL 2019</u>	<u>FALL 2020</u>	<u>FALL 2021</u>
FTIAC'S * (First Time In Any College)	1,897	1,544	1,410
DUAL ENROLLED CONTINUING	177	117	91
DUAL ENROLLED FTIAC	553	208	316
READMITS	381	313	347
TRANSFERS**	1,123	897	840
GRAD/PROFESSIONAL ADMIT **	324	278	248
CONTINUING	8,011	7,805	7,104
GUEST	6	3	5
TOTAL	12,472	11,165	10,361

<u>NEW FRESHMEN (FTIAC'S)</u>	<u>FALL 2019</u>	<u>FALL 2020</u>	<u>FALL 2021</u>
APPLIED (completed applications)	9,149	8,546	10,446
ADMITTED	7,934	7,051	8,855
ENROLLED	1,897	1,544	1,410
RATIO of ENROLLED to ADMITTED	0.24	0.22	0.16

	<u>FALL 2019</u>	<u>FALL 2020</u>	<u>FALL 2021</u>
TOTAL	12,472	11,165	10,361
ON-LINE	861	806	737
KENDALL	875	724	630
OFF CAMPUS	1,561	1,445	1,221
BIG RAPIDS	9,175	8,190	7,773
IN RESIDENCE HALLS	2,822	2,314	2,448
IN APARTMENTS	420	423	430
IN SUITES	297	299	296
COMMUTERS	5,636	5,157	4,599

* Includes all students, F-T, P-T, degree-seeking and non-degree-seeking.

** Prior to Fall 2019 Grad/Professional Admits (new to report as of F19) were included with "Transfers".

Source: Office of Institutional Research & Testing

**Enrollment Summary by College
On/Off/On-Line/Kendall & Gender**

College	Fall 2020			Fall 2021		
	Female	Male	Total	Female	Male	Total
Arts & Sciences	1,592	646	2,238			
On-Campus	1,323	606	1,929			
Off-Campus	252	22	274			
On-Line	17	18	35			
Arts, Sciences and Education				1,541	621	2,162
On-Campus				1,268	580	1,848
Off-Campus				242	26	268
On-Line				31	15	46
Business	1,513	1,852	3,365	1,361	1,702	3,063
On-Campus	950	1,359	2,309	840	1,285	2,125
Off-Campus	437	389	826	397	311	708
On-Line	126	104	230	124	106	230
Engineering Technology	221	1,631	1,852	214	1,519	1,733
On-Campus	185	1,374	1,559	184	1,319	1,503
Off-Campus	32	175	207	25	124	149
On-Line	4	82	86	5	76	81
Health Professions	1,332	199	1,531	1,254	180	1,434
On-Campus	893	124	1,017	883	117	1,000
Off-Campus	44	15	59	38	16	54
On-Line	395	60	455	333	47	380
Kendall College Of Art & Design	534	187	721	474	156	630
Kendall	534	187	721	474	156	630
Michigan College Of Optometry	91	54	145	97	49	146
On-Campus	91	54	145	97	49	146
Pharmacy	275	220	495	275	198	473
On-Campus	275	220	495	275	198	473
Professional & Technological Studies	63	40	103	52	25	77
On-Campus	15	9	24	24	11	35
Off-Campus	48	31	79	28	14	42
University College	420	295	715	350	293	643
On-Campus	420	295	715	350	293	643
University Total	6,041	5,124	11,165	5,618	4,743	10,361
On-Campus	4,152	4,041	8,193	3,921	3,852	7,773
Off-Campus	813	632	1,445	730	491	1,221
On-Line	542	264	806	493	244	737
Kendall	534	187	721	474	156	630

Source: Office of Institutional Research & Testing

ENROLLMENT SUMMARY BY COLLEGE FALL 2021

ARTS, SCIENCES AND EDUCATION

	<u>FULL-TIME</u>		<u>PART-TIME</u>		<u>TOTAL</u>
UNDERGRADUATE STUDENTS	1,653	81%	392	19%	2,045
GRADUATE STUDENTS	35	30%	82	70%	117
ALL STUDENTS	1,688	78%	474	22%	2,162

	<u>MEN</u>		<u>WOMEN</u>		<u>TOTAL</u>
TOTAL FULL-TIME	500	30%	1,188	70%	1,688
TOTAL PART-TIME	121	26%	353	74%	474
TOTALS	621	29%	1,541	71%	2,162

	<u>FALL 2019</u>	<u>FALL 2020</u>	<u>FALL 2021</u>
FTIAC'S * (First Time In Any College)			376
READMITS			74
TRANSFERS			195
CONTINUING			1,516
Dual Enrolled Continuing			0
GUEST			1
TOTAL			2,162

	<u>FALL 2019</u>	<u>FALL 2020</u>	<u>FALL 2021</u>
FRESHMEN			
APPLIED			2,825
ADMITTED			2,650

BUSINESS

	<u>FULL-TIME</u>		<u>PART-TIME</u>		<u>TOTAL</u>
UNDERGRADUATE STUDENTS	2,012	68%	941	32%	2,953
GRADUATE STUDENTS	25	23%	85	77%	110
ALL STUDENTS	2,037	67%	1,026	33%	3,063

	<u>MEN</u>		<u>WOMEN</u>		<u>TOTAL</u>
TOTAL FULL-TIME	1,192	59%	845	41%	2,037
TOTAL PART-TIME	510	50%	516	50%	1,026
TOTALS	1,702	56%	1,361	44%	3,063

	<u>FALL 2019</u>	<u>FALL 2020</u>	<u>FALL 2021</u>
FTIAC'S * (First Time In Any College)	295	420	384
READMITS	79	121	118
TRANSFERS	256	413	348
CONTINUING	1,527	2,411	2,213
GUEST	0	0	0
TOTAL	2,157	3,365	3,063

	<u>FALL 2019</u>	<u>FALL 2020</u>	<u>FALL 2021</u>
FRESHMEN			
APPLIED	1,508	2,145	2,671
ADMITTED	1,273	1,798	2,259

* Includes F-T and P-T FTIACS

Source: Office of Institutional Research & Testing

ENROLLMENT SUMMARY BY COLLEGE FALL 2021

ENGINEERING TECHNOLOGY

	<u>FULL-TIME</u>		<u>PART-TIME</u>		<u>TOTAL</u>
UNDERGRADUATE STUDENTS	1,368	79%	365	21%	1,733
ALL STUDENTS	1,368	79%	365	21%	1,733

	<u>MEN</u>		<u>WOMEN</u>		<u>TOTAL</u>
TOTAL FULL-TIME	1,201	88%	167	12%	1,368
TOTAL PART-TIME	318	87%	47	13%	365
TOTALS	1,519	88%	214	12%	1,733

	<u>FALL 2019</u>	<u>FALL 2020</u>	<u>FALL 2021</u>
FTIAC'S * (First Time In Any College)	306	262	261
READMITS	46	38	52
TRANSFERS	235	172	152
CONTINUING	1,437	1,380	1,268
GUEST	0	0	0
TOTAL	2,024	1,852	1,733

<u>FRESHMEN</u>	<u>FALL 2019</u>	<u>FALL 2020</u>	<u>FALL 2021</u>
APPLIED	980	921	1,147
ADMITTED	830	731	940

HEALTH PROFESSIONS

	<u>FULL-TIME</u>		<u>PART-TIME</u>		<u>TOTAL</u>
UNDERGRADUATE STUDENTS	884	69%	391	31%	1,275
GRADUATE STUDENTS	34	21%	125	79%	159
ALL STUDENTS	918	64%	516	36%	1,434

	<u>MEN</u>		<u>WOMEN</u>		<u>TOTAL</u>
TOTAL FULL-TIME	113	12%	805	88%	918
TOTAL PART-TIME	67	13%	449	87%	516
TOTALS	180	13%	1,254	87%	1,434

	<u>FALL 2019</u>	<u>FALL 2020</u>	<u>FALL 2021</u>
FTIAC'S * (First Time In Any College)	227	159	188
READMITS	84	73	76
TRANSFERS	195	161	153
CONTINUING	1,201	1,138	1,017
GUEST	0	0	0
TOTAL	1,707	1,531	1,434

<u>FRESHMEN</u>	<u>FALL 2019</u>	<u>FALL 2020</u>	<u>FALL 2021</u>
APPLIED	1,122	1,105	1,500
ADMITTED	969	905	1,249

* Includes F-T and P-T FTIACS

Source: Office of Institutional Research & Testing

ENROLLMENT SUMMARY BY COLLEGE FALL 2021

KENDALL COLLEGE OF ART & DESIGN

	<u>FULL-TIME</u>		<u>PART-TIME</u>		<u>TOTAL</u>
UNDERGRADUATE STUDENTS	413	69%	186	31%	599
GRADUATE STUDENTS	19	61%	12	39%	31
ALL STUDENTS	432	69%	198	31%	630

	<u>MEN</u>		<u>WOMEN</u>		<u>TOTAL</u>
TOTAL FULL-TIME	106	25%	326	75%	432
TOTAL PART-TIME	50	25%	148	75%	198
TOTALS	156	25%	474	75%	630

	<u>FALL 2019</u>	<u>FALL 2020</u>	<u>FALL 2021</u>
FTIAC'S * (First Time In Any College)	73	76	61
Dual Enrolled Continuing	44	20	9
Dual Enrolled FTIAC's	68	38	47
READMITS	16	18	15
TRANSFERS	82	62	65
CONTINUING	588	504	429
GUEST	4	3	4
TOTAL	875	721	630

<u>FRESHMEN</u>	<u>FALL 2019</u>	<u>FALL 2020</u>	<u>FALL 2021</u>
APPLIED	173	201	173
ADMITTED	131	145	118

* Includes F-T and P-T FTIACS

Source: Office of Institutional Research & Testing

ENROLLMENT SUMMARY BY COLLEGE FALL 2021

MICHIGAN COLLEGE OF OPTOMETRY

	<u>FULL-TIME</u>		<u>PART-TIME</u>		<u>TOTAL</u>
GRADUATE PROFESSIONAL PRACTICE	146	100%	0	0%	146
ALL STUDENTS	146	100%	0	0%	146

	<u>MEN</u>		<u>WOMEN</u>		<u>TOTAL</u>
TOTAL FULL-TIME	49	34%	97	66%	146
TOTAL PART-TIME	0	0%	0	0%	0
TOTALS	49	34%	97	66%	146

	<u>FALL 2019</u>	<u>FALL 2020</u>	<u>FALL 2021</u>
TRANSFERS	38	36	37
CONTINUING	108	109	109
TOTAL	146	145	146

<u>PROFESSIONAL</u>	<u>FALL 2019</u>	<u>FALL 2020</u>	<u>FALL 2021</u>
APPLIED	221	194	189
ADMITTED ¹	67	75	88

PHARMACY

	<u>FULL-TIME</u>		<u>PART-TIME</u>		<u>TOTAL</u>
GRADUATE PROFESSIONAL PRACTICE	464	98%	9	2%	473
ALL STUDENTS	464	98%	9	2%	473

	<u>MEN</u>		<u>WOMEN</u>		<u>TOTAL</u>
TOTAL FULL-TIME	194	42%	270	58%	464
TOTAL PART-TIME	4	44%	5	56%	9
TOTALS	198	42%	275	58%	473

	<u>FALL 2019</u>	<u>FALL 2020</u>	<u>FALL 2021</u>
READMITS	1	0	0
TRANSFERS	120	95	114
CONTINUING	412	400	359
GUEST	0	0	0
TOTAL	533	495	473

<u>PROFESSIONAL</u>	<u>FALL 2019</u>	<u>FALL 2020</u>	<u>FALL 2021</u>
APPLIED	280	223	307
ADMITTED ²	143	149	217

* Includes F-T and P-T FTIACS

¹ From Optomcas system

² From Pharmcas system

Source: Office of Institutional Research & Testing

ENROLLMENT SUMMARY BY COLLEGE FALL 2021

PROFESSIONAL & TECHNOLOGICAL STUDIES

	<u>FULL-TIME</u>		<u>PART-TIME</u>		<u>TOTAL</u>
DOCTORATE STUDENTS	71	92%	6	8%	77
ALL STUDENTS	71	92%	6	8%	77

	<u>MEN</u>		<u>WOMEN</u>		<u>TOTAL</u>
TOTAL FULL-TIME	23	32%	48	68%	71
TOTAL PART-TIME	2	1%	4	0%	6
TOTALS	25	32%	52	70%	77

	<u>FALL 2019</u>	<u>FALL 2020</u>	<u>FALL 2021</u>
FTIAC'S * (First Time In Any College)	0	0	0
READMITS	0	0	0
TRANSFERS	17	1	0
CONTINUING	73	102	77
GUEST	0	0	0
TOTAL	90	103	77

<u>FRESHMEN</u>	<u>FALL 2019</u>	<u>FALL 2020</u>	<u>FALL 2021</u>
APPLIED	n/a	n/a	n/a
ADMITTED	n/a	n/a	n/a

UNIVERSITY COLLEGE

	<u>FULL-TIME</u>		<u>PART-TIME</u>		<u>TOTAL</u>
UNDERGRADUATE STUDENTS	236	37%	407	63%	643
ALL STUDENTS	236	37%	407	63%	643

	<u>MEN</u>		<u>WOMEN</u>		<u>TOTAL</u>
TOTAL FULL-TIME	129	55%	107	45%	236
TOTAL PART-TIME	164	40%	243	60%	407
TOTALS	293	46%	350	54%	643

	<u>FALL 2019</u>	<u>FALL 2020</u>	<u>FALL 2021</u>
FTIAC'S * (First Time In Any College)	352	244	140
Dual Enrolled Continuing	133	97	82
Dual Enrolled FTIAC's	485	170	269
READMITS	18	11	12
TRANSFERS	46	32	24
CONTINUING	146	161	116
GUEST	2	0	0
TOTAL	1,182	715	643

<u>FRESHMEN</u>	<u>FALL 2019</u>	<u>FALL 2020</u>	<u>FALL 2021</u>
APPLIED	2,100	1,859	1,884
ADMITTED	1,933	1,600	1,637

* Includes F-T and P-T FTIACS

Source: Office of Institutional Research & Testing

COMPARATIVE FALL ENROLLMENT REPORT BY COLLEGE

Gender by Degree Level

	<u>WOMEN</u>	<u>MEN</u>	<u>2021 TOTAL</u>	<u>2020 TOTAL</u>
ARTS, SCIENCES AND EDUCATION	1,541	621	2,162	2,238
Associate Degree	408	179	587	640
Bachelor Degree	1,044	408	1,452	1,441
Master's Degree	80	30	110	139
Certificate	1	1	2	0
Non-Degree Seeking Undergraduate	3	1	4	10
Non-Degree Seeking Graduate	5	2	7	8
BUSINESS	1,361	1,702	3,063	3,365
Associate Degree	255	291	546	642
Bachelor Degree	1,038	1,351	2,389	2,589
Master's Degree	58	50	108	111
Certificate - Graduate	2	0	2	9
Certificate - Undergraduate	8	10	18	14
ENGINEERING TECHNOLOGY	214	1,519	1,733	1,852
Associate Degree	100	685	785	830
Bachelor Degree	113	830	943	1,019
Certificate	1	4	5	3
HEALTH PROFESSIONS	1,254	180	1,434	1,531
Associate Degree	506	61	567	624
Bachelor Degree	576	97	673	692
Master's Degree	140	18	158	177
Certificate - Undergraduate	31	4	35	36
Certificate- Graduate	1	0	1	1
KENDALL	474	156	630	721
Associate Degree	4	3	7	0
Bachelor Degree	399	133	532	613
Master's Degree	22	9	31	47
Non-Degree Seeking Undergraduate	49	11	60	61
OPTOMETRY	97	49	146	145
O.D. Degree	97	49	146	145
PHARMACY	275	198	473	495
Pharm. D. Degree	275	220	495	495
PROFESSIONAL & TECHNOLOGICAL STUDIES	52	25	77	103
Ed.D. Degree	52	25	77	103
UNIVERSITY COLLEGE	350	293	643	715
Associate Degree	128	141	269	432
Non-Degree Seeking Undergraduate	222	152	374	283
TOTAL UNIVERSITY	6,041	5,124	10,361	11,165

Source: Office of Institutional Research & Testing

ENROLLMENT BY COLLEGE & CLASS LEVEL

College	Fall 2019	Fall 2020	Fall 2021
Arts & Sciences*			
Freshmen	429	497	
Sophomore	372	453	
Junior	370	457	
Senior	442	684	
Graduate	93	147	

Arts, Sciences and Education			
Freshmen			459
Sophomore			440
Junior			457
Senior			689
Graduate			117

Business*			
Freshmen	377	592	489
Sophomore	325	563	550
Junior	448	755	693
Senior	923	1,335	1,221
Graduate	84	120	110

Education & Human Services*			
Freshmen	354		
Sophomore	347		
Junior	479		
Senior	766		
Graduate	106		

Engineering Technology			
Freshmen	365	296	327
Sophomore	421	372	330
Junior	409	419	383
Senior	829	765	693

*Effective Fall 2020, the college of Education and Human Services was Closed.

Programs and students were moved to the Colleges of Arts and Sciences and Business.

ENROLLMENT BY COLLEGE & CLASS LEVEL

College	Fall 2019	Fall 2020	Fall 2021
Health Professions			
Freshmen	309	247	259
Sophomore	310	292	277
Junior	266	263	263
Senior	653	550	476
Graduate	169	179	159
Kendall College Of Art & Design			
Freshmen	259	173	146
Sophomore	143	116	120
Junior	191	157	129
Senior	215	228	204
Graduate	67	47	31
Michigan College Of Optometry			
Graduate Professional Practice	146	145	146
Pharmacy			
Graduate Professional Practice	533	495	473
Professional & Technological Studies			
Doctorate	90	103	77
University College			
Freshmen	1,080	594	584
Sophomore	79	104	50
Junior	13	8	3
Senior	10	9	6
University Total			
Freshmen	3,173	2,399	2,264
Sophomore	1,997	1,900	1,767
Junior	2,176	2,059	1,928
Senior	3,838	3,571	3,289
Graduate	519	493	417
Graduate Professional Practice	679	640	619
Doctorate	90	103	77

Source: Office of Institutional Research & Testing

Ferris State University - Student Enrollment
Degree and Non-Degree Seeking
Fall 2017 - Fall 2021

	<u>Headcount</u>	<u>FTIAC</u>	<u>Transfer</u>	<u>FTE</u>
Fall 2021				
Degree Seeking	9,916	1,402	1,084	7,880
Non-Degree Seeking	445	8	4	108
Total	10,361	1,410	1,088	7,988

Fall 2020				
Degree Seeking	10,802	1,543	1,172	8,583
Non-Degree Seeking	363	1	3	89
Total	11,165	1,544	1,175	8,672

Fall 2019				
Degree Seeking	11,671	1,892	1,425	9,307
Non-Degree Seeking	801	5	22	202
Total	12,472	1,897	1,447	9,509

Fall 2018				
Degree Seeking	12,351	1,881	1,518	9,774
Non-Degree Seeking	899	0	19	246
Total	13,250	1,881	1,537	10,020

Fall 2017				
Degree Seeking	12,824	1,817	1,558	10,129
Non-Degree Seeking	974	10	36	249
Total	13,798	1,827	1,594	10,378

HEADCOUNT ENROLLMENT
By Student Level Full-Time and Part-Time
On/Off/On-Line/Kendall & Gender
FALL 2021

<u>HEADCOUNT</u>	<u>FULL-TIME</u>		<u>PART-TIME</u>		<u>TOTAL</u>
UNDERGRADUATE STUDENTS	6,566	71%	2,682	29%	9,248
On	5,851	84%	1,141	16%	6,992
Off	227	20%	909	80%	1,136
On-Line	75	14%	445	86%	520
Kendall	413	69%	187	31%	600
Female	3,355	69%	1,531	31%	4,886
Male	3,211	74%	1,151	26%	4,362

GRADUATE STUDENTS	113	27%	304	73%	417
On	33	26%	93	74%	126
Off	19	44%	24	56%	43
On-Line	42	19%	175	81%	217
Kendall	19	61%	12	39%	31
Female	83	27%	225	73%	308
Male	30	28%	79	72%	109

GRADUATE PROFESSIONAL PRACTICE	610	99%	9	1%	619
On	610	99%	9	1%	619
Off	0	0%	0	0%	0
On-Line	0	0%	0	0%	0
Kendall	0	0%	0	0%	0
Female	367	99%	5	1%	372
Male	243	98%	4	2%	247

DOCTORATE STUDENTS	71	92%	6	8%	77
On	35	100%	0	0%	35
Off	36	86%	6	14%	42
On-Line	0	0%	0	0%	0
Kendall	0	0%	0	0%	0
Female	48	92%	4	8%	52
Male	23	92%	2	8%	25

ALL STUDENTS	7,360	71%	3,001	29%	10,361
On	6,529	84%	1,243	16%	7,772
Off	282	23%	939	77%	1,221
On-Line	117	16%	620	84%	737
Kendall	432	68%	199	32%	631
Female	3,853	69%	1,765	31%	5,618
Male	3,507	74%	1,236	26%	4,743

Source: Office of Institutional Research & Testing

FTE Enrollment
By Student Level Full-Time and Part-Time
On/Off/On-Line/Kendall & Gender
FALL 2021

*FTE (Full-Time Equivalency)	FULL-TIME		PART-TIME		TOTAL
UNDERGRADUATE STUDENTS	6,021.26	85.11%	1,053.52	14.89%	7,074.78
On	5,403.80	92.36%	446.93	7.64%	5,850.73
Off	198.60	34.69%	373.93	65.31%	572.53
On-Line	65.33	29.13%	158.93	70.87%	224.26
Kendall	353.53	82.74%	73.73	17.26%	427.26
Female	3,032.87	83.26%	609.60	16.74%	3,642.47
Male	2,988.40	87.07%	443.93	12.93%	3,432.33
GRADUATE STUDENTS	104.00	45.18%	126.17	54.82%	230.17
On	32.42	44.66%	40.17	55.34%	72.59
Off	19.58	61.67%	12.17	38.33%	31.75
On-Line	32.25	31.59%	69.83	68.41%	102.08
Kendall	19.75	83.16%	4.00	16.84%	23.75
Female	77.17	45.10%	93.92	54.90%	171.09
Male	26.83	45.41%	32.25	54.59%	59.08
GRADUATE PROFESSIONAL PRACTICE	610.00	98.55%	9.00	1.45%	619.00
On	610.00	98.55%	9.00	1.45%	619.00
Off	0.00	0.00%	0.00	0.00%	0.00
On-Line	0.00	0.00%	0.00	0.00%	0.00
Kendall	0.00	0.00%	0.00	0.00%	0.00
Female	367.00	98.66%	5.00	1.34%	372.00
Male	243.00	98.38%	4.00	1.62%	247.00
DOCTORATE STUDENTS	62.13	96.51%	2.25	3.49%	64.38
On	30.63	100.00%	0.00	0.00%	30.63
Off	31.50	93.33%	2.25	6.67%	33.75
On-Line	0.00	0.00%	0.00	0.00%	0.00
Kendall	0.00	0.00%	0.00	0.00%	0.00
Female	42.00	96.26%	1.63	3.74%	43.63
Male	20.13	96.97%	0.63	3.03%	20.76
ALL STUDENTS	6,797.39	85.09%	1,190.94	14.91%	7,988.33
On	6,076.85	92.45%	496.10	7.55%	6,572.95
Off	249.68	39.13%	388.35	60.87%	638.03
On-Line	97.58	29.90%	228.76	70.10%	326.34
Kendall	373.28	82.77%	77.73	17.23%	451.01
Female	3,519.04	83.21%	710.15	16.79%	4,229.19
Male	3,278.36	87.21%	480.81	12.79%	3,759.17

*Undergrad SCH's ÷ 15, Grad SCH's ÷ 12, Prof Practice = Headcount, Doctorate SCH's ÷ 8 (State HEIDI Definition)

In calculating FTE, the whole may not equal the sum of the parts due to rounding.

Source: Office of Institutional Research & Testing

COMPARATIVE FALL ENROLLMENT & STUDENT CREDIT HOUR (SCH) PRODUCTION BY SITE

Student Headcount				Student Credit Hours			
<i>Headcount based on where student enrolled</i>				<i>SCH based on Course Credit Production</i>			
Student Site				Course Section			
<u>Code</u>	<u>Site</u>	<u>Fall 2020</u>	<u>Fall 2021</u>	<u>Code</u>	<u>Site</u>	<u>Fall 2020</u>	<u>Fall 2021</u>
AG	Grand Rapids	514	451	AG	Grand Rapids	1,568	2,135
DL	Lone Star College	37	19	DL	Lone Star College	230	114
EA	Auburn Hills	43	30	EA	Auburn Hills	0	27
EF	Flint	69	70	EF	Flint	98	84
EL	Lansing	127	103	EL	Lansing	12	0
EM	Midland/Bay/Saginaw	91	81	EM	Midland/Bay/Saginaw	12	48
EN	Ann Arbor	1	0	EN	Ann Arbor	0	0
EP	Port Huron	30	28	EP	Port Huron	0	0
ER	Warren	72	41	ER	Warren	0	33
EU	Utica/Clinton Township	38	22	EU	Utica/Clinton Township	0	0
EV	Livonia	72	67	EV	Livonia	338	227
EW	Harper Woods	31	28	EW	Wayne/Harper Woods	0	0
K	Kendall	724	631	K	Kendall	7,807	6,699
M	Main Big Rapids	7,901	7,388	M	Main Big Rapids	53,161	82,550
MB	Big Rapids/EIO	289	384	MB	Big Rapids/EIO	65,449	26,400
MG	Sidney	1	0	MG	Sidney	0	0
MX	Concurrent Enrollment	0	0	MX	Concurrent Enrollment	346	510
NA	Alpena	0	1	NA	Alpena	0	0
NP	Petoskey	1	0	NP	Petoskey	0	0
NS	Scottville	24	21	NS	Scottville	6	12
NT	Traverse City	175	142	NT	Traverse City	295	372
OL	Online	806	737	OL	Online	0	0
OS	Study Away	0	0	OS	Study Away	13	0
WB	Benton Harbor	6	4	WB	Benton Harbor	0	0
WD	Dowagiac	91	94	WD	Dowagiac	0	75
WM	Muskegon	22	19	WM	Muskegon	0	0
TOTAL		11,165	10,361	TOTAL		129,335	119,286

Source: Office of Institutional Research & Testing

STUDENT CREDIT HOURS BY COLLEGE

ENROLLMENT

College	Fall 2017	Fall 2018	Fall 2019	Fall 2020	Fall 2021
Arts & Sciences	57,004	55,818	54,647	51,324	
On-Campus	51,455	49,711	48,742	19,380	
Off-Campus	1,560	1,162	1,189	666	
Internet	3,989	4,945	4,716	31,278	
Arts, Sciences and Education					49,290
On-Campus					37,927
Off-Campus					838
Internet					10,525
Business	24,029	22,370	20,861	29,541	26,168
On-Campus	18,095	16,634	15,473	9,219	15,651
Off-Campus	1,707	1,230	864	480	846
Internet	4,227	4,506	4,524	19,842	9,671
Education & Human Services	14,084	14,017	13,396		
On-Campus	7,363	8,111	7,926		
Off-Campus	6,452	5,743	4,809		
Internet	269	163	661		
Engineering Technology	18,427	18,438	17,616	16,226	14,903
On-Campus	16,638	16,391	15,743	12,764	13,539
Off-Campus	1,043	1,243	1,242	451	586
Internet	746	804	631	3,011	778
Health Professions	14,438	12,612	11,421	10,838	9,653
On-Campus	8,139	6,602	5,765	3,197	4,409
Off-Campus	635	511	465	265	336
Internet	5,664	5,499	5,191	7,376	4,908
Kendall College Of Art & Design	11,368	10,548	9,063	7,751	6,683
Kendall	11,368	10,548	9,063	7,751	6,683
Michigan College Of Optometry	2,326	2,330	2,296	2,252	2,288
On-Campus	2,289	2,294	2,261	2,180	2,252
Off-Campus	0	0	0	0	0
Internet	37	36	35	72	36
Pharmacy	8,811	8,447	8,059	7,744	7,259
On-Campus	8,811	8,447	8,021	6,501	7,219
Internet	0	0	38	1,243	40
Professional & Technological Studies	875	944	744	700	515
On-Campus	153	105	123	0	0
Off-Campus	722	839	621	700	515
University College	3,680	3,464	3,672	2,959	2,527
On-Campus	3,101	3,042	3,272	239	2,169
Off-Campus	346	183	215	0	6
Internet	233	239	185	2,720	352
University Total	155,042	148,988	141,775	129,335	119,286
On-Campus	116,044	111,337	107,326	53,480	83,166
Off-Campus	12,465	10,911	9,405	2,562	3,127
Internet	15,165	16,192	15,981	65,542	26,310
Kendall	11,368	10,548	9,063	7,751	6,683

Note: SCH based on course section

Source: Office of Institutional Research & Testing

SCH/FTE/FYES

Student Credit Hours (SCH) Produced By Student Level

Fall Semester	Undergraduate	Graduate	Professional Practice	Doctorate	Total
2017	139,712	3,121	11,487	722	155,042
2018	133,598	3,412	11,139	839	148,988
2019	126,973	3,457	10,724	621	141,775
2020	114,818	3,479	10,338	700	129,335
2021	106,122	2,762	9,887	515	119,286

Full-Time Equated Student (FTE) By Student Level

Fall Semester	Undergraduate	Graduate	Professional Practice	Doctorate	Total
2017	9,314	260	714	90	10,378
2018	8,907	284	724	105	10,020
2019	8,465	288	679	78	9,510
2020	7,655	290	640	87	8,672
2021	7,075	230	619	64	7,988

Source: Office of Institutional Research and Testing

Full-Year Equated Student (FYES)

Academic Year	FYES	Academic Year	FYES
2011/12	12,215	2016/17	11,636
2012/13	12,204	2017/18	11,251
2013/14	12,142	2018/19	10,758
2014/15	12,131	2019/20	10,195
2015/16	12,125	2020/21	9,294

Source: State of Michigan HEIDI Database, Appendix A, Budget Office

STUDENT CREDIT HOURS

Student Credit Hours (SCH) Produced By Campus

<u>STUDENT CREDIT HOURS</u>	<u>Fall 2019</u>	<u>Fall 2020*</u>	<u>Fall 2021*</u>	<u>% Difference Fall 20 to Fall 21</u>
BIG RAPIDS	107,326	53,480	83,166	56%
KENDALL	9,063	7,751	6,683	-14%
OFF-CAMPUS	9,405	2,562	3,127	22%
ON-LINE	15,981	65,542	26,310	-60%
TOTAL	141,775	129,335	119,286	-8%

Source: Office of Institutional Research and Testing

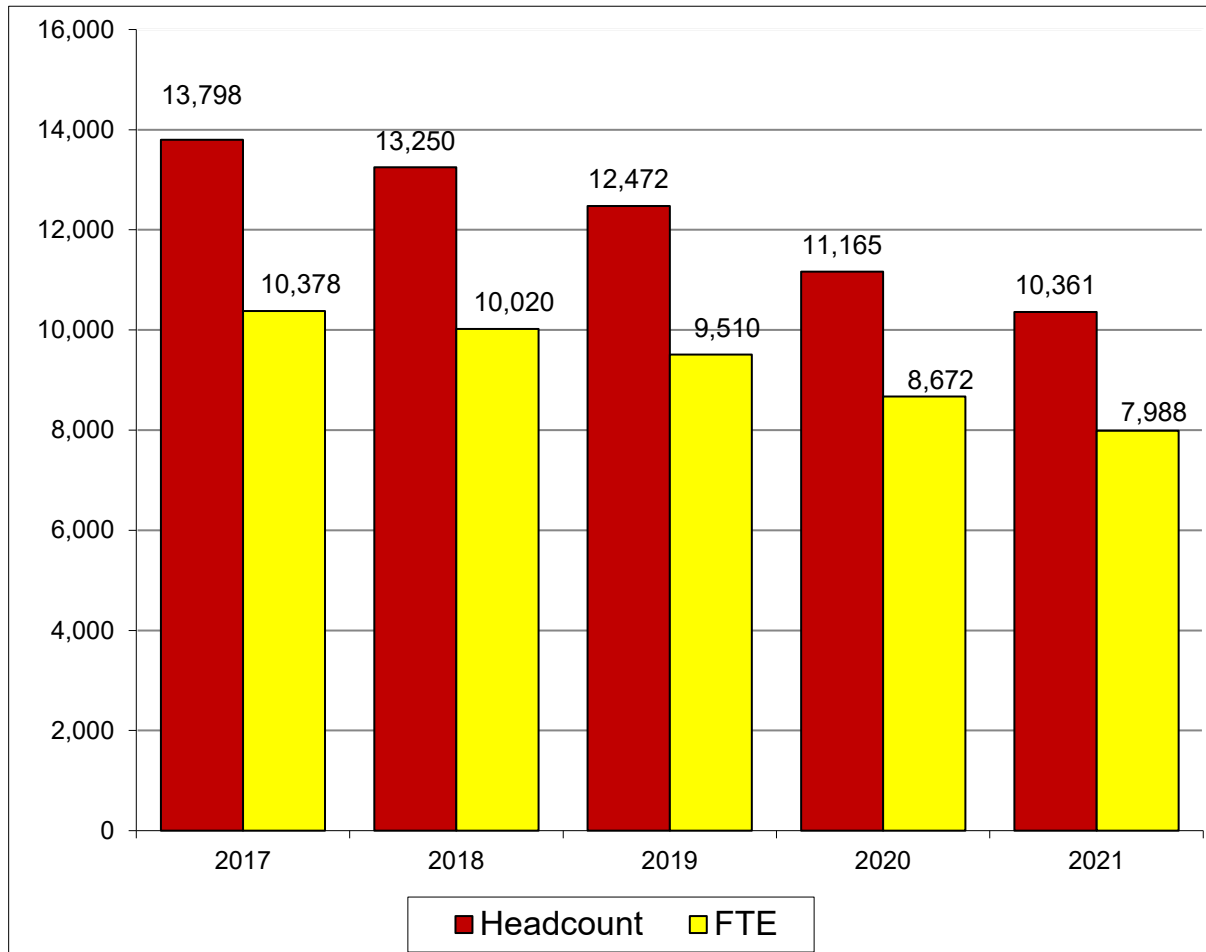
Student Credit Hours (SCH) Produced By Degree Level
Full-Time/Part-Time

<u>CREDIT HOURS</u>	<u>Fall 2019</u>	<u>Fall 2020</u>	<u>Fall 2021</u>	<u>% Difference Fall 20 to Fall 21</u>
FULL-TIME UNDERGRADUATE	108,088	98,165.5	90,319.0	-8%
PART-TIME UNDERGRADUATE	18,885	16,652	15,803	-5%
TOTAL UNDERGRADUATE	126,973	114,817.5	106,122.0	-8%
FULL-TIME GRADUATE	1,736	1,881	1,248	-34%
PART-TIME GRADUATE	1,721	1,598	1,514	-5%
TOTAL GRADUATE	3,457	3,479	2,762	-21%
FULL-TIME PROFESSIONAL PRACTICE	10,636.5	10,305.5	9,831.0	-5%
PART-TIME PROFESSIONAL PRACTICE	87.5	32.5	56.0	72%
TOTAL PROFESSIONAL PRACTICE	10,724	10,338	9,887	-4%
FULL-TIME DOCTORATE	609	689	497	-28%
PART-TIME DOCTORATE	12	11	18	64%
TOTAL DOCTORATE	621	700	515	-26%
TOTAL SCH'S	141,775	129,335	119,286	-8%

*The increase in (Big Rapids) and decrease (On-line) in SCH's is due to course coding changes with the university's response to COVID-19.

Source: Office of Institutional Research and Testing

TOTAL FALL STUDENT HEADCOUNT COMPARED TO STUDENT FTE



<u>Fall Semester</u>	<u>Student Headcount</u>	<u>Student FTE</u>
2017	13,798	10,378
2018	13,250	10,020
2019	12,472	9,510
2020	11,165	8,672
2021	10,361	7,988

Source: Office of Institutional Research & Testing

COMPARATIVE FALL ENROLLMENT BY RACE/ETHNIC ORIGIN

	2020 TOTAL		2021 TOTAL		DIFFERENCE
AMERICAN INDIAN OR ALASKAN NATIVE	61	1%	52	1%	-9
ASIAN	180	2%	177	2%	-3
BLACK OR AFRICAN AMERICAN	918	8%	818	8%	-100
HISPANIC OR LATINO	650	6%	648	6%	-2
INTERNATIONAL	135	1%	145	1%	10
NATIVE HAWAIIAN OR PACIFIC ISLANDER	4	0%	5	0%	1
TWO OR MORE RACES	434	4%	385	4%	-49
WHITE	8,469	76%	7,713	74%	-756
UNREPORTED	314	3%	418	4%	104
TOTAL	11,165		10,361		-804

The following definitions are used in determining racial/ethnic designations.

American Indian or Alaskan Native:

A person having origins in any of the original peoples of North and South America (including Central America), and who maintains cultural identification through tribal affiliation or community attachment.

Asian:

A person having origins in any of the original peoples of the Far East, Southeast Asia, or the Indian Subcontinent including, for example, Cambodia, China, India, Japan, Korea, Malaysia, Pakistan, the Philippine Islands, Thailand, and Vietnam.

Black or African American:

A person having origins in any of the black racial groups of Africa.

Hispanic or Latino:

A person of Cuban, Mexican, Puerto Rican, Central or South American, or other Spanish culture or origin, regardless of race.

International:

A person who is not a citizen of the United States, and who is in this country on a temporary basis and does not have a right to remain indefinitely.

Native Hawaiian or Pacific Islander:

A person having origins in any of the original peoples of Hawaii, Guam, Samoa, or other Pacific Island.

White:

A person having origins in any of the original peoples of Europe, the Middle East, or North Africa.

Source: Office of Institutional Research & Testing

ENROLLMENT

ETHNIC DISTRIBUTION BY COLLEGE FALL 2021

COLLEGE	American Indian/ Native <u>Alaskan</u>	<u>Asian</u>	Black Or African <u>American</u>	Hispanic <u>Or Latino</u>	<u>Int'l.</u>	Native Hawaiian Or Pacific <u>Islander</u>	Two or More <u>Races</u>	<u>White</u>	Un- <u>reported</u>	<u>Total</u>
<u>Arts, Sciences and Ed</u>										
Female	8	24	139	87	7	0	66	1,197	13	1,541
Male	3	12	80	38	11	0	26	443	8	621
Total	11	36	219	125	18	0	92	1,640	21	2,162
<u>Business</u>										
Female	13	14	174	108	11	1	73	942	25	1,361
Male	5	24	161	102	35	1	54	1,301	19	1,702
Total	18	38	335	210	46	2	127	2,243	44	3,063
<u>Engineering Tech</u>										
Female	3	2	10	19	3	0	5	165	7	214
Male	5	21	37	75	20	0	38	1,302	21	1,519
Total	8	23	47	94	23	0	43	1,467	28	1,733
<u>Health Professions</u>										
Female	7	23	73	77	6	2	41	1,012	13	1,254
Male	1	3	20	20	1	0	9	124	2	180
Total	8	26	93	97	7	2	50	1,136	15	1,434
<u>Kendall</u>										
Female	2	10	14	37	10	0	32	351	18	474
Male	0	3	12	14	7	0	6	113	1	156
Total	2	13	26	51	17	0	38	464	19	630
<u>Optometry</u>										
Female	0	0	0	2	17	0	1	35	42	97
Male	0	0	0	3	4	0	1	17	24	49
Total	0	0	0	5	21	0	2	52	66	146
<u>Pharmacy</u>										
Female	0	17	4	10	6	0	4	150	84	275
Male	2	10	1	7	5	0	4	106	63	198
Total	2	27	5	17	11	0	8	256	147	473
<u>Professional & Tech Studies</u>										
Female	2	1	20	5	0	0	1	23	0	52
Male	0	0	5	5	0	1	0	13	1	25
Total	2	1	25	10	0	1	1	36	1	77
<u>University College</u>										
Female	0	7	42	21	0	0	13	222	45	350
Male	1	6	26	18	2	0	11	197	32	293
Total	1	13	68	39	2	0	24	419	77	643
<u>University Totals</u>										
Total Female	35	98	476	366	60	3	236	4,097	247	5,618
Total Male	17	79	342	282	85	2	149	3,616	171	4,743
Total	52	177	818	648	145	5	385	7,713	418	10,361

Effective Fall 2020, the College of Education & Human Services was closed.
Programs and students were moved to the Colleges of Arts and Sciences and Business.

Source: Office of Institutional Research & Testing

FALL ENROLLMENT BY PROGRAM

ARTS & SCIENCES	2018/19			2019/20			2020/21			2021/22		
	ON	OFF	OL	ON	OFF	OL	ON	OFF	OL	ON	OFF	OL
*COLLEGE OF ARTS & SCIENCES												
Integrative Studies BIS	4	0	0	0	0	0	0					
Integrative Studies BS	64	1	41	80	1	30	55	1	30			
Integrative Studies AA				31			21	0	2			
Undeclared	8			2			5	0	0			
PROGRAM LOCATION TOTAL	76	1	41	113	1	30	81	1	32	0	0	0
DEPARTMENT TOTAL	118			144			114			0		

BIOLOGY												
Biology BS	38			47			33					
Biology/Environmental Biology BS	38			39			35					
Biology/Forensic Biology BS	38			33			35					
Biology/Pre-Dentistry BS	25			23			20					
Biology/Pre-Medicine BS	81			68			74					
Biology/Pre-Optometry BS	94			75			80					
Biology/Pre-Pharmacy BS	44			20			11					
Biology/Pre-Veterinary Medicine BS	40			31			28					
Biology/Pre-Physician Assnt. BS	0			0			2					
Biotechnology BS	31			30			29					
Pre-Physical Therapy BS	33			26			26					
Pre-Science AS	111			132			119					
PROGRAM LOCATION TOTAL	573	0	0	524	0	0	492	0	0	0	0	0
DEPARTMENT TOTAL	573			524			492			0		

**ENGLISH, LITERATURE & WORLD LANGUAGES												
English BA	23			22			18					
Journalism & Technical Communication BS	18			18			20					
Liberal Arts AA	39			44			49					
Pre-Arts AA	0			2			0					
Spanish for the Professions BS	5			8			8					
Technical & Professional Communication BS	9	0		7			10					
Technical & Professional Comm. Multimedia BS												
PROGRAM LOCATION TOTAL	94	0	0	101	0	0	105	0	0	0	0	0
DEPARTMENT TOTAL	94			101			105			0		

HUMANITIES												
Applied Speech Communication AA	10			15			12					
Applied Speech Communication BS	20			16			11					
Communication Studies AA							4					
Communication Studies BS							4					
History BA	16			15			21					
Social Justice BS												
Sports Communication BS	52			61			58					
Sports Communication CERT												
PROGRAM LOCATION TOTAL	98	0	0	107	0	0	110	0	0	0	0	0
DEPARTMENT TOTAL	98			107			110			0		

*Effective Fall 2020-21 is now College of Arts, Sciences and Education.

**Prior to Fall 2017 Languages & Literature

ENROLLMENT

FALL ENROLLMENT BY PROGRAM

ARTS & SCIENCES	2018/19			2019/20			2020/21			2021/22		
	ON	OFF	OL	ON	OFF	OL	ON	OFF	OL	ON	OFF	OL
MATHEMATICS												
Actuarial Science BS	36			31			28					
Applied Mathematics BS	8			11			8					
Applied Mathematics/Computer Science BS	21			17			19					
Pre-Engineering AS	1			1			2					
PROGRAM LOCATION TOTAL	66	0	0	60	0	0	57	0	0	0	0	0
DEPARTMENT TOTAL	66			60			57			0		

PHYSICAL SCIENCES												
Biochemistry BA	2			1			1					
Biochemistry BS	13			13			10					
Chemistry BA	13			12			12					
Industrial Chemistry BS	16			16			12					
Industrial Chemistry Technology AAS	2			0			2					
Industrial Chemistry Technology CERT												
Natural Science AS	0			2			0					
Pre-Mortuary Science AS	0			0			0					
Pre-Pharmacy AS	233			218			201					
PROGRAM LOCATION TOTAL	279	0	0	262	0	0	238	0	0	0	0	0
DEPARTMENT TOTAL	279			262			238			0		

***SCHOOL OF EDUCATION												
Art Education NDCT-K							3					
Biology Education BS							13					
Busn Mgmt Mktg Tech Teaching BS							3	0				
Career Tech Education Post Sec Admn MTE							3	1				
Career Tech Education Train Dev MTE							2					
Career & Technical Education Instructor MTE							11					
Certification - Biology Education NDCT							1					
Certification Graduate NDCT							3					
Certification - Math Education NDCT							1					
Certification Social Studies CERT							1					
Certification Technical Education CERT							2	1				
Chemistry Education BS							2					
Certification Plan Renew NDCT								1				
Curriculum & Instruction Special Needs MED							11	2				
Curriculum & Instruction Subject Area MED							6					
Early Childhood Education AAS							28					
Early Childhood Education BS							27	68				
Educational Leadership MS							11					
Elementary Education BS							107	119				
English Education BS							27					
History Education BS							2					
Mathematics Education BS							17					
Political Science Education BS												
Pre-Teaching Elementary AA							49					
Pre-Teaching Secondary AA							30					
Pro-Mo-Ted-Technical Education BS									3			

FALL ENROLLMENT BY PROGRAM

ARTS & SCIENCES	2018/19			2019/20			2020/21			2021/22		
	ON	OFF	OL	ON	OFF	OL	ON	OFF	OL	ON	OFF	OL
***SCHOOL OF EDUCATION - Continued												
Social Studies Education BS							50					
Social Studies/Elementary BS							1	9				
Technical Education BS								1				
Undeclared Major Graduate							0					
PROGRAM LOCATION TOTAL							411	202	3	0	0	0
DEPARTMENT TOTAL							616			0		
**SOCIAL & BEHAVIORAL SCIENCES												
Political Science BS	31			21			20					
Psychology AA	34			40			50					
Psychology BS	131			130			122					
Sociology BA	8			6			4					
PROGRAM LOCATION TOTAL	204	0	0	197	0	0	196	0	0	0	0	0
DEPARTMENT TOTAL	204			197			196			0		
SOCIAL WORK												
Master of Social Work MSW	57	19		62	29		53	39				
Social Work AA	48			56			71					
Social Work BSW	152	30		134	30		115	32				
PROGRAM LOCATION TOTAL	257	49	0	252	59	0	239	71	0	0	0	0
DEPARTMENT TOTAL	306			311			310			0		
COLLEGE LOCATION TOTAL	1,647	50	41	1,616	60	30	1,929	274	35	0	0	0
COLLEGE TOTAL	1,738			1,706			2,238			0		

***Prior to Fall 2017 Social Sciences*

****Effective Fall 2020, the College of Education & Human Services was closed.
Programs and students were moved to the Colleges of Arts and Sciences and Business.*

Source: Office of Institutional Research & Testing

ENROLLMENT

FALL ENROLLMENT BY PROGRAM

ARTS, SCIENCES AND EDUCATION	2018/19			2019/20			2020/21			2021/22		
	ON	OFF	OL	ON	OFF	OL	ON	OFF	OL	ON	OFF	OL
*COLLEGE OF ARTS, SCIENCES, AND EDUCATION												
Integrative Studies BIS												
Integrative Studies BS										63	1	35
Integrative Studies AA										10	0	3
Undeclared										6	0	0
PROGRAM LOCATION TOTAL	0	0	0	0	0	0	0	0	0	79	1	38
DEPARTMENT TOTAL	0			0			0			118		

BIOLOGY												
Biology BS										28		
Biology/Environmental Biology BS										40		
Biology/Forensic Biology BS										29		
Biology/Pre-Dentistry BS										17		
Biology/Pre-Medicine BS										53		
Biology/Pre-Optometry BS										78		
Biology/Pre-Pharmacy BS										9		
Biology/Pre-Veterinary Medicine BS										25		
Biology/Pre-Physician Assnt. BS										4		
Biotechnology BS										27		
Pre-Physical Therapy BS										26		
Pre-Science AS										129		
PROGRAM LOCATION TOTAL	0	0	0	0	0	0	0	0	0	465	0	0
DEPARTMENT TOTAL	0			0			0			465		

**ENGLISH, LITERATURE & WORLD LANGUAGES												
English BA										18		
Journalism & Technical Communication BS										19		
Liberal Arts AA										47		
Pre-Arts AA												
Spanish for the Professions BS										6		
Technical & Professional Communication BS										9		
Technical & Professional Comm. Multimedia BS										1		
PROGRAM LOCATION TOTAL	0	0	0	0	0	0	0	0	0	100	0	0
DEPARTMENT TOTAL	0			0			0			100		

HUMANITIES												
Applied Speech Communication AA										5		
Applied Speech Communication BS										2		
Communication Studies AA										16		
Communication Studies BS										8		
History BA										19		
Social Justice BS										2		
Sports Communication BS										57		
Sports Communication CERT										1		
PROGRAM LOCATION TOTAL	0	0	0	0	0	0	0	0	0	110	0	0
DEPARTMENT TOTAL	0			0			0			110		

*Prior to Fall 2020-21 College of Arts & Sciences

**Prior to Fall 2017 Languages & Literature

FALL ENROLLMENT BY PROGRAM

ARTS, SCIENCES AND EDUCATION	2018/19			2019/20			2020/21			2021/22		
	ON	OFF	OL	ON	OFF	OL	ON	OFF	OL	ON	OFF	OL
MATHEMATICS												
Actuarial Science BS										17		
Applied Mathematics BS										8		
Applied Mathematics/Computer Science BS										15		
Pre-Engineering AS										1		
PROGRAM LOCATION TOTAL	0	0	0	0	0	0	0	0	0	41	0	0
DEPARTMENT TOTAL	0			0			0			41		
PHYSICAL SCIENCES												
Biochemistry BA												
Biochemistry BS										6		
Chemistry BA										11		
Industrial Chemistry BS										9		
Industrial Chemistry Technology AAS										3		
Industrial Chemistry Technology CERT										1		
Natural Science AS										1		
Pre-Mortuary Science AS												
Pre-Pharmacy AS										157		
PROGRAM LOCATION TOTAL	0	0	0	0	0	0	0	0	0	188	0	0
DEPARTMENT TOTAL	0			0			0			188		
***SCHOOL OF EDUCATION												
Art Education NDCT-K										1		
Biology Education BS										16		
Busn Mgmt Mktg Tech Teaching BS										3		
Career Tech Education Post Sec Admn MTE										2		
Career Tech Education Train Dev MTE										2		
Career & Technical Education Instructor MTE										13	1	
Certification - Biology Education NDCT												
Certification Graduate NDCT										1		
Certification - Math Education NDCT										2		
Certification Social Studies CERT										1		
Certification Technical Education CERT												
Chemistry Education BS										4		
Certication Plan Renew NDCT												
Curriculum & Instuction Special Needs MED										8	1	
Curriculum & Instruction Subject Area MED										3	1	
Early Childhood Education AAS										19		
Early Childhood Education BS										29	60	
Educational Leadership MS										7		
Elementary Education BS										135	131	
English Education BS										26		
History Education BS										4		
Mathematics Education BS										22		
Political Science Education BS										1		
Pre-Teaching Elementary AA										38		
Pre-Teaching Secondary AA										34		
Pro-Mo-Ted-Technical Education BS												8

FALL ENROLLMENT BY PROGRAM

ARTS, SCIENCES AND EDUCATION	2018/19			2019/20			2020/21			2021/22		
	ON	OFF	OL	ON	OFF	OL	ON	OFF	OL	ON	OFF	OL
***SCHOOL OF EDUCATION - Continued												
Social Studies Education BS										45	1	
Social Studies/Elementary BS											7	
Technical Education BS												
Undeclared Major Graduate												
PROGRAM LOCATION TOTAL							0	0	0	416	202	8
DEPARTMENT TOTAL							0			626		
**SOCIAL & BEHAVIORAL SCIENCES												
Political Science BS										9		
Psychology AA										45		
Psychology BS										148		
Sociology BA										4		
PROGRAM LOCATION TOTAL	0	0	0	0	0	0	0	0	0	206	0	0
DEPARTMENT TOTAL		0			0			0		206		
SOCIAL WORK												
Master of Social Work MSW										37	35	
Social Work AA										79		
Social Work BSW										127	30	
PROGRAM LOCATION TOTAL	0	0	0	0	0	0	0	0	0	243	65	0
DEPARTMENT TOTAL		0			0			0		308		
COLLEGE LOCATION TOTAL	0	0	0	0	0	0	0	0	0	1,848	268	46
COLLEGE TOTAL		0			0			0		2,162		

***Prior to Fall 2017 Social Sciences*

****Effective Fall 2020, the College of Education & Human Services was closed.
Programs and students were moved to the Colleges of Arts and Sciences and Business.*

Source: Office of Institutional Research & Testing

FALL ENROLLMENT BY PROGRAM

BUSINESS	2018/19			2019/20			2020/21			2021/22		
	ON	OFF	OL	ON	OFF	OL	ON	OFF	OL	ON	OFF	OL
ACCOUNTANCY FINANCE & INFORMATION SYSTEMS												
Accountancy AAS	12			19			20			20		
Accountancy BS	70	58		61	56		68	62		54	49	
Accountancy/Computer Info Systems BS	3			1								
Accountancy/Finance BS	30			31			28			28		
Adv. Studies Business Intelligence CERT	1			2			2			1		
Adv. Studies Project Mgmt CERT	2			1			4			1		
Computer Information Systems AAS	25			23			21			15		
Computer Information Systems BS	52	34		48	34		64	36		53	31	
Computer Information Technology BS	40	24		52	25		52	27		47	35	
Computerized Business Apps CERT										1		
Cybersecurity CERT									2	1		
Cybersecurity-Ethical Hacking CERT									1			
Finance BS	46			34			45			47		
Information Security & Intelligence AAS	3			5			6			6		
Information Security & Intelligence BS	102	26		107	12		104	4	4	110	3	11
Information Security & Intelligence MISI	19		1	11		2	7		11	13		13
Project Management BS							3		4	5		10
Project Management CERT	3	0	2	1		1	1		3	2		4
PROGRAM LOCATION TOTAL	408	142	3	396	127	3	425	129	25	404	118	38
DEPARTMENT TOTAL	553			526			579			560		

**CRIMINAL JUSTICE												
Criminal Justice AA							251			211		
Criminal Justice Corrections BS							23			18		
Criminal Justice Generalist BS							100	381		80	331	
Criminal Justice Law Enforcement BS							77			73		
Master of Criminal Justice Administration MSCJ							35	6		29	5	
PROGRAM LOCATION TOTAL							486	387	0	411	336	0
DEPARTMENT TOTAL							873			747		

MANAGEMENT												
Advanced Study Mgt Tools CERT	1			0			0					
Advanced Study Lean Systems & Leadership CERT			0			1	0					
Advanced Study Design/Innovation CERT	5			1			3					
Advanced Studies Incident Response CERT	1			0			0					
Advanced Studies in Performance Metrics CERT	0			0			0					
Business Admin w/ Professional Tracks BS	18	61	24	21	33	26	18	31	28	21	23	35
Business Administration BS	256	223	91	229	194	113	198	134	114	228	113	96
Business Administration w/ Legal Studies BS	17			9			1					
Business Administration/Aviation BS		6			6			6			5	
General Business AAS	137			154			179			141		
Human Resource Management BS	48	12		35	13		27	13		27	9	
Human Resource Management CERT	1	1	3	5	1	3		1	4	2		1
International Business CERT			0			0	0					
Leadership and Supervision CERT		0	0	1		1	0					1
Lean Systems CERT	0			0			0					
Legal Studies AAS	3			0			0					
Master of Business Administration MBA	23		57	12		54	2		50	3		45
Operations & Supply Management BS	20			18			11			12		

ENROLLMENT

FALL ENROLLMENT BY PROGRAM

BUSINESS	2017/18			2018/19			2019/20			2020/21		
	ON	OFF	OL	ON	OFF	OL	ON	OFF	OL	ON	OFF	OL
MANAGEMENT - Continued												
Risk Management and Insurance BS	14			18			17			18		
Small Business Management CERT	1			0			0			2		
PROGRAM LOCATION TOTAL	545	303	175	503	247	198	456	185	196	454	150	178
DEPARTMENT TOTAL	1,023			948			837			782		

MARKETING												
Advertising/Integrative Marketing Comm BS	22			7			3					
Business Data Analytics BS	20			13			17			20		
Business to Business Marketing CERT										2		
Design BS							18			35		
Data Analytics CERT	0			1			0					
Digital Marketing CERT	1		2			0	0					1
Direct Marketing CERT	0		0	0		0			1			
Marketing Research CERT							1					
Graphic Communication AAS	13			8			14			13		
Graphic Design BS	71			63			35			22		
Graphic Media Management BS	31			23			20			19		
Healthcare Marketing	4			5			0					
Marketing AAS	100			68			64		1	63		1
Marketing BS	144			141			127			106		
Public Relations BS	21			22			22			14		
PROGRAM LOCATION TOTAL	427	0	2	351	0	0	321	0	2	294	0	2
DEPARTMENT TOTAL	429			351			323			296		

**SCHOOL OF DIGITAL MEDIA												
Television & Digital Media Production BS							84			61		
Digital Animation & Game Design BAS							197	93		200	75	
Digital Media Software Engineering BS								22	7	6	16	12
Digital Media AS							74			65		
PROGRAM LOCATION TOTAL							355	115	7	332	91	12
DEPARTMENT TOTAL							477			435		

SPORTS, ENTERTAINMENT, & HOSPITALITY MANAGEMENT												
Dietary & Food Service Management AAS	0	0		0	0		0					
Event Management CERT										1		
Hospitality Management BS	74	21		73	17		64	10		53	13	
Hotel Management BS	0	1		0	1		0					
Hotel Mgmt/Restaurant & Food Ind. Mgmt BS	1	0		0	0		0					
Music Industry Management BS	61			7			0					
*Music & Entertainment Business BS	16			58			49			43		
Nutrition/Food Service Management AAS	7	1		0	0		0					
Nutrition/Food Service Management CERT		0			0		0					
PGA Golf Management BS	138			121			105			97		
Professional Brew Management AAS	10			4			2			1		
Professional Tennis Management BS	30			37			36			25		

*Prior to Fall 2018 Music Industry Management

**Effective Fall 2020, the College of Education & Human Services was closed.

Programs and students were moved to the Colleges of Arts and Sciences and Business.

FALL ENROLLMENT BY PROGRAM

BUSINESS	2017/18			2018/19			2019/20			2020/21		
	ON	OFF	OL	ON	OFF	OL	ON	OFF	OL	ON	OFF	OL
SPORTS, ENTERTAINMENT, & HOSPITALITY MANAGEMENT - Continued												
Restaurant & Food Industry Mgmt AAS	19			14			10			10		
PROGRAM LOCATION TOTAL	356	23	0	314	18	0	266	10	0	230	13	0
DEPARTMENT TOTAL	379			332			276			243		
COLLEGE LOCATION TOTAL	1,736	468	180	1,564	392	201	2,309	826	230	2,125	708	230
COLLEGE TOTAL	2,384			2,157			3,365			3,063		

Source: Office of Institutional Research & Testing

FALL ENROLLMENT BY PROGRAM

**EDUCATION & HUMAN SERVICES	2018/19			2019/20			2020/21			2021/22		
	ON	OFF	OL	ON	OFF	OL	ON	OFF	OL	ON	OFF	OL
CRIMINAL JUSTICE												
Criminal Justice AA	282			278								
Criminal Justice Corrections BS	31			37								
Criminal Justice Generalist BS	84	450		92	407							
Criminal Justice Law Enforcement BS	113	0		100	0							
Master of Criminal Justice Administration MSCJ	19	26		25	13							
Pre-Criminal Justice AA	25			3								
PROGRAM LOCATION TOTAL	554	476	0	535	420	0						
DEPARTMENT TOTAL	1,030			955								
SCHOOL OF DIGITAL MEDIA												
Television & Digital Media Production BS	87			85								
Digital Animation & Game Design BAS	168	138		194	123							
Digital Media Software Engineering BAS	1	1		0	0							
Digital Media Software Engineering BS		27			24							
Digital Media AS	46			57								
Pre-Digital Media	9			1								
PROGRAM LOCATION TOTAL	311	166	0	337	147	0						
DEPARTMENT TOTAL	477			484								
SCHOOL OF EDUCATION												
Art Education NDCT	1			1								
Biology Education BS	10	0		13								
Busn Mgmt Mktg Tech Teaching BS	1			1								
Career Tech Education Post Sec Admn MTE	3	1		5	1							
Career Tech Education Train Dev MTE	3	0		2								
Career & Technical Education Instructor MTE	8	4		10	1							
Certification - Biology Education NDCT	1			1								
Certification Bus Ed Gen Bus NDCT	2	0		0	1							
Certification Add Endorsement CERT	0	0		0	1							
Certification Elementary Education CERT	1	3		0	1							
Certification Graduate NDCT	7	1		3								
Certification - Math Education NDCT	1			1								
Certification Plan Program Renew NDCT		3			0							
Certification Social Studies CERT	0	0		0	1							
Certification Technical Education CERT	0	3		1	0							
Certification Undergraduate NDCT				1								
Chemistry Education BS	3			4								
Curriculum & Instnction Special Needs MED	7	4		13	2							
Curriculum & Instruction Subject Area MED	4	0		8	1							
Early Childhood Education AAS	36			28								
Early Childhood Education BS	26	75		33	67							
Educational Leadership MS	9	0		15								

FALL ENROLLMENT BY PROGRAM

**EDUCATION & HUMAN SERVICES	2018/19			2019/20			2020/21			2021/22		
	ON	OFF	OL	ON	OFF	OL	ON	OFF	OL	ON	OFF	OL
SCHOOL OF EDUCATION - Continued												
Elementary Education BS	121	107	11	111	109	9						
English Education BS	23	1		28	0							
History Education BS	4	0		4	0							
Mathematics Education BS	14	0		13								
Political Science Education BS	0			1								
Pre-Teaching Elementary AA	28			30								
Pre-Teaching Secondary AA	27			30								
Pro-Mo-Ted-Technical Education BS												
Social Studies Education BS	45	3		43								
Social Studies/Elementary BS	0	7		0	10							
Technical Education BS	0	0	1	1								
Undeclared Major Graduate	5	1	4	3								
PROGRAM LOCATION TOTAL	390	213	11	405	199	9						
DEPARTMENT TOTAL	614			613								
COLLEGE LOCATION TOTAL	1,255	855	11	1,277	766	9						
COLLEGE TOTAL	2,121			2,052								

**Effective Fall 2020, the College of Education & Human Services was closed.
 Programs and students were moved to the Colleges of Arts and Sciences and Business.

Source: Office of Institutional Research & Testing

FALL ENROLLMENT BY PROGRAM

ENGINEERING TECHNOLOGY	2018/19			2019/20			2020/21			2021/22		
	ON	OFF	OL	ON	OFF	OL	ON	OFF	OL	ON	OFF	OL
ARCHITECTURAL TECHNOLOGY & FACILITY MANAGEMENT												
Architectural Technology AAS	78			79			90			86		
Architecture & Sustainability BS	28			31			24			32		
Facilities Management BS	23			19			20			23		
Facilities Management CERT	0		4	0		4	0					
PROGRAM LOCATION TOTAL	129	0	4	129	0	4	134	0	0	141	0	0
DEPARTMENT TOTAL	133			133			134			141		

AUTOMOTIVE												
Automotive Engineering Technology BS	169			144			131			125		
Automotive Management BS	23	9	23	27	0	2	21	1	3	26		
Automotive Management (2+2) BS	2			3	5	16	10		16	7		13
Automotive Service Technology AAS	31			34			29			46		
PROGRAM LOCATION TOTAL	225	9	23	208	5	18	191	1	19	204	0	13
DEPARTMENT TOTAL	257			231			211			217		

CONSTRUCTION TECHNOLOGY & MANAGEMENT												
Building Construction Technology AAS	166			166			181			171		
Civil Engineering Technology AAS	9			1			0					
Civil Eng Tech- Hwy Emphasis AAS	23			20			9			14		
Construction Administration CERT											2	
Construction Management BS	74	19		76	19		64	15		72	11	
PROGRAM LOCATION TOTAL	272	19	0	263	19	0	254	15	0	257	13	0
DEPARTMENT TOTAL	291			282			269			270		

ELECTRONICS/CNS												
Computer Networks & Systems BS	24			22			23			25		
Electrical/Electronics Engineering Tech BS	22			21			15			18		
Industrial Electronics Technology AAS	52			52			43			40		
PROGRAM LOCATION TOTAL	98	0	0	95	0	0	81	0	0	83	0	0
DEPARTMENT TOTAL	98			95			81			83		

ENERGY SYSTEMS												
Energy Systems Engineering BS	2			1			0					
PROGRAM LOCATION TOTAL	2	0	0	1	0	0	0	0	0	0	0	0
DEPARTMENT TOTAL	2			1			0			0		

HEAVY EQUIPMENT												
Heavy Equipment Service Engineering BS	35			34			25		0	20		
Heavy Equipment Technology AAS	64			50			41			37		
PROGRAM LOCATION TOTAL	99	0	0	84	0	0	66	0	0	57	0	0
DEPARTMENT TOTAL	99			84			66			57		

HVACR												
HVACR Eng. Tech. & Energy Mgmt. BS	41		82	43		73	49		67	36		68
HVACR Technology AAS	75			82			71			64		
PROGRAM LOCATION TOTAL	116	0	82	125	0	73	120	0	67	100	0	68
DEPARTMENT TOTAL	198			198			187			168		

FALL ENROLLMENT BY PROGRAM

ENGINEERING TECHNOLOGY	2018/19			2019/20			2020/21			2021/22		
	ON	OFF	OL	ON	OFF	OL	ON	OFF	OL	ON	OFF	OL
MANUFACTURING ENGINEERING TECHNOLOGY												
Basic CNC Programing & Machine Operation CERT	1			0			0					
Lean Technology							2			1		
Industrial Technology & Mgmt BAS		117			103			93			54	
Manufacturing Engineering Technology BS	55	77		45	85		38	72		38	63	
Manufacturing Technology AAS	31			38			31			24		
Product Design CERT										1		
Quality Technology CERT	0	0		0	1		1				1	
PROGRAM LOCATION TOTAL	87	194	0	83	189	0	70	167	0	63	119	0
DEPARTMENT TOTAL	281			272			237			182		
MECHANICAL DESIGN												
CAD Drafting & Tool Design Technology AAS	24			10			0					
Mechanical Engineering Technology AAS	138			132			119			108		
Mechanical Engineering Technology BS	71			85			65			60		
Product Design Engineering Technology BS	48	19		60	18		61	24		52	17	
PROGRAM LOCATION TOTAL	281	19	0	287	18	0	245	24	0	220	17	0
DEPARTMENT TOTAL	300			305			269			237		
PLASTICS & RUBBER												
Plastics Engineering Technology BS	72			63			45			40		
Plastics/Polymer Eng Tech AAS	104			81			70			52		
Rubber Engineering Technology BS	2			2			4			1		
PROGRAM LOCATION TOTAL	178	0	0	146	0	0	119	0	0	93	0	0
DEPARTMENT TOTAL	178			146			119			93		
PRINTING & IMAGING TECHNOLOGY MANAGEMENT												
Printing Management BS	1			1			0					
PROGRAM LOCATION TOTAL	1	0	0	1	0	0	0	0	0	0	0	0
DEPARTMENT TOTAL	1			1			0			0		
SURVEYING												
Surveying Engineering BS	38			36			34			32		
Surveying Technology AAS	27			19			17			13		
PROGRAM LOCATION TOTAL	65	0	0	55	0	0	51	0	0	45	0	0
DEPARTMENT TOTAL	65			55			51			45		
WELDING ENGINEERING TECHNOLOGY												
Welding Engineering Technology BS	81			92			99			110		
Welding Technology AAS	112			129			129			130		
PROGRAM LOCATION TOTAL	193	0	0	221	0	0	228	0	0	240	0	0
DEPARTMENT TOTAL	193			221			228			240		
COLLEGE LOCATION TOTAL	1,746	241	##	1,698	231	95	1,559	207	86	1503	149	81
COLLEGE TOTAL	2,096			2,024			1,852			1,733		

Source: Office of Institutional Research & Testing

FALL ENROLLMENT BY PROGRAM

HEALTH PROFESSIONS	2018/19			2019/20			2020/21			2021/22		
	ON	OFF	OL	ON	OFF	OL	ON	OFF	OL	ON	OFF	OL
*CLINICAL LAB, RESPIRATORY CARE, & HEALTH ADMINISTRATION												
Cancer Information Management CERT		3	4									
Health Care Systems Administration BS	94	17										
Health Information Management BS	29	13	9									
Health Information Technology AAS	20	11										
Lean Healthcare CERT			0									
Long Term Care CERT	1		30									
Master of Healthcare Admin MHA	1		40									
Master of Public Health			21									
Medical Laboratory Science BS	36											
Medical Laboratory Technology AAS	1											
Molecular Diagnostics BS	12											
Public Health	26											
Respiratory Care AAS	21	8										
Respiratory Therapy BS			6									
PROGRAM LOCATION TOTAL	241	52	110									
DEPARTMENT TOTAL	403											
*DENTAL HYGIENE & MEDICAL IMAGING												
Allied Health Science AAS	558											
Allied Health Science BS	63		51									
Dental Hygiene AAS	65											
Dental Hygiene BS	3		31									
Diagnostic Medical Sonography AAS	39											
Nuclear Medicine Technology BS	30	6										
Radiography AAS	66											
Vascular Ultrasound CERT			1									
PROGRAM LOCATION TOTAL	824	6	83									
DEPARTMENT TOTAL	913											
DENTAL HYGIENE & PUBLIC HEALTH												
Dental Hygiene AAS				58			85			181		
Dental Hygiene BS				0		35	0		33			27
Master of Public Health MPH						26			30			21
Public Health BS				25			15			13		
PROGRAM LOCATION TOTAL				83	0	61	100	0	63	194	0	48
DEPARTMENT TOTAL				144			163			242		

FALL ENROLLMENT BY PROGRAM

HEALTH PROFESSIONS	2018/19			2019/20			2020/21			2021/22		
	ON	OFF	OL	ON	OFF	OL	ON	OFF	OL	ON	OFF	OL
DIAGNOSTIC, LAB-THERAPEUTIC SCIENCE												
Diagnostic Medical Sonography AAS				28			46			82		
Medical Laboratory Science BS				32			51			55		
Medical Laboratory Technology AAS				2			6			9		
Molecular Diagnostics BS				6			1					
Nuclear Medicine Technology BS				14	18		6	31		11	34	
Radiography AAS				63			78			95		
Respiratory Care AAS				19	0		20			6		
Respiratory Therapy BS				0		14	3		15	2		14
Vascular Ultrasound CERT												1
Undeclared Major graduate NDGD									1			
PROGRAM LOCATION TOTAL				164	18	14	211	31	16	260	34	15
DEPARTMENT TOTAL					196			258		309		
HEALTH ADMIN & HEALTH INFORMATION												
Allied Health Science AAS				571			367			175		
Allied Health Science BS				78		41	79		41	59		40
Cancer Information Management CERT					2	2		0	1			
Gerontology CERT												1
Health Care Systems Admin BS				85	15		74	18		54	15	
Health Information Management BS				27	8	10	18	6	12	18	3	11
Health Information Technology AAS				22	6		20	2		19		
Lean Healthcare CERT						1			1			
Long Term Care CERT						37			34			33
Master of Healthcare Admin MHA						40			42			45
PROGRAM LOCATION TOTAL				783	31	131	558	26	131	325	18	130
DEPARTMENT TOTAL					945			715		473		
SCHOOL OF NURSING												
Doctor of Nursing Practice DNP			11			5			5			3
Master of Science in Nursing MSN			98			98			100			89
Nursing BS	0	2	301	1	2	218	3	2	139		2	94
Nursing BSN	100			98			145			221		
Nursing Education CERT	0		0	0		0	0		1			1
Pre-Nursing BS	0			0			0					
PROGRAM LOCATION TOTAL	100	2	410	99	2	321	148	2	245	221	2	187
DEPARTMENT TOTAL		512			422			395		410		
COLLEGE LOCATION TOTAL	1,165	60	603	1,129	51	527	1,017	59	455	1,000	54	380
COLLEGE TOTAL		1,828			1,707			1,531		1,434		

*In Fall 2019, Health Professions went through a reorganization: "Clinical Lab, Respiratory Care & Health Administration" and "Dental Hygiene & Medical Imaging" merged into three departments: "Dental Hygiene & Public Health", "Diagnostic, Lab-Therapeutic Science" and "Health Administration & Health Information". Nursing remained the same.

Source: Office of Institutional Research & Testing

FALL ENROLLMENT BY PROGRAM

KENDALL	2018/19			2019/20			2020/21			2021/22		
	KEN	OFF	OL	KEN	OFF	OL	KEN	OFF	OL	KEN	OFF	OL
DESIGN STUDIES												
Collaborative Design BFA	13			15			14			12		
Design AFA										7		
Digital Art and Design BFA	95			98			100			82		
Digital Media BFA	71			36			12			2		
Furniture Design BFA	20			16			12			8		
Graphic Design BFA	157			127			107			100		
Illustration BFA	123			105			106			96		
Industrial Design BFA	59			39			31			14		
Interior Design BFA	81			74			67			60		
Life Sci & Pre-Med Illustration										5		
Master of Architecture MARCH	15			16			18			11		
Master of Arts Design MA	6			13			5			3		
Medical Illustration BFA	24			29			26			12		
Metals/Jewelry Design BFA	10			5			6			3		
Product Design BFA										16		
Special Program NDSP	4			4			3			4		
Special Program NDGD				3			0					
Visual and Critical Studies	4			6			6			2		
PROGRAM LOCATION TOTAL	682	0	0	586	0	0	513	0	0	437	0	0
DEPARTMENT TOTAL	682			586			513			437		

FINE ARTS/FOUNDATION												
Art Education BFA	24			19			15			11		
Drawing BFA	21			14			14			11		
Fashion Studies BFA	33			27			28			37		
Fine Arts Drawing MFA	3			2			0					
Fine Arts Painting MFA	14			14			12			11		
Fine Arts Photography MFA	3			0			0					
Fine Arts Printmaking MFA	3			3			2					
Painting BFA	12			13			12			10		
Photography BFA	41			37			32			29		
Printmaking BFA	6			8			3			3		
Sculpture/Functional Art BFA	7			9			9			9		
Undecided BFA	5			11			14			7		
PROGRAM LOCATION TOTAL	172	0	0	157	0	0	141	0	0	128	0	0
DEPARTMENT TOTAL	172			157			141			128		

LIBERAL ARTS & SCIENCES/ARTS HISTORY												
Art History BS	2			1			1			1		
Art History Academic Option	7			1			0			2		
Art History Studio Option	4			8			4			2		
Master of Art Education	5			10			4			4		
PROGRAM LOCATION TOTAL	18	0	0	20	0	0	9	0	0	9	0	0
DEPARTMENT TOTAL	18			20			9			9		

FALL ENROLLMENT BY PROGRAM

KENDALL	2018/19			2019/20			2020/21			2021/22		
	KEN	OFF	OL	KEN	OFF	OL	KEN	OFF	OL	KEN	OFF	OL
KENDALL												
Dual Enrolled	139			112			58					
Fast Track NDUG										56		
PROGRAM LOCATION TOTAL	139	0	0	112	0	0	58	0	0	56	0	0
DEPARTMENT TOTAL	139			112			58			56		
COLLEGE LOCATION TOTAL	1,011	0	0	875	0	0	721	0	0	630	0	0
COLLEGE TOTAL	1,011			875			721			630		

Source: Office of Institutional Research & Testing

FALL ENROLLMENT BY PROGRAM

MICHIGAN COLLEGE OF OPTOMETRY	2018/19			2019/20			2020/21			2021/22		
	ON	OFF	OL	ON	OFF	OL	ON	OFF	OL	ON	OFF	OL
OPTOMETRY												
Optometry OD	148			146			145			146		
PROGRAM LOCATION TOTAL	148	0	0	146	0	0	145	0	0	146	0	0
DEPARTMENT TOTAL	148			146			145			146		
COLLEGE LOCATION TOTAL	148	0	0	146	0	0	145	0	0	146	0	0
COLLEGE TOTAL	148			146			145			146		

FALL ENROLLMENT BY PROGRAM

PHARMACY	2018/19			2019/20			2020/21			2021/22		
	ON	OFF	OL	ON	OFF	OL	ON	OFF	OL	ON	OFF	OL
PHARMACY												
Pharmacy PD	576			533			495			473		
PROGRAM LOCATION TOTAL	576	0	0	533	0	0	495	0	0	473	0	0
DEPARTMENT TOTAL	576			533			495			473		
COLLEGE LOCATION TOTAL	576	0	0	533	0	0	495	0	0	473	0	0
COLLEGE TOTAL	576			533			495			473		

FALL ENROLLMENT BY PROGRAM

PROFESSIONAL & TECHNOLOGICAL STUDIES	2018/19			2019/20			2020/21			2021/22		
	ON	OFF	OL	ON	OFF	OL	ON	OFF	OL	ON	OFF	OL
COLLEGE OF PROFESSIONAL & TECHNOLOGICAL STUDIES												
Community College Leadership EDD	53	68		29	61		24	79		35	42	
PROGRAM LOCATION TOTAL	53	68	0	29	61	0	24	79	0	35	42	0
DEPARTMENT TOTAL	121			90			103			77		
COLLEGE LOCATION TOTAL	53	68	0	29	61	0	24	79	0	35	42	0
COLLEGE TOTAL	121			90			103			77		

Source: Office of Institutional Research & Testing

FALL ENROLLMENT BY PROGRAM

UNIVERSITY COLLEGE	2018/19			2019/20			2020/21			2021/22		
	ON	OFF	OL	ON	OFF	OL	ON	OFF	OL	ON	OFF	OL
DEVELOPMENTAL PROGRAM & CURRICULUM												
Career Exploration AA	23			1			0					
Directed Studies AA	10			0			0					
General Studies AA	475			520			432			269		
Intensive English Language Program	8			9			0					
Ready For Life Academy NDUG										5		
PROGRAM LOCATION TOTAL	516	0	0	530	0	0	432	0	0	274	0	0
DEPARTMENT TOTAL	516			530			432			274		
UNIVERSITY COLLEGE												
Fast Track NDUG	674			618			267			351		
Non-Degree Undergraduate	37			34			16			18		
PROGRAM LOCATION TOTAL	711	0	0	652	0	0	283	0	0	369	0	0
DEPARTMENT TOTAL	711			652			283			369		
COLLEGE LOCATION TOTAL												
	1,227	0	0	1,182	0	0	715	0	0	643	0	0
COLLEGE TOTAL	1,227			1,182			715			643		

Source: Office of Institutional Research & Testing

First Time in Any College (FTIAC) Student Profile Fall Enrollment

Total FTIAC										
	2012	2013	*2014	2015	2016	2017	2018	2019	2020	2021
Total	2,422	2,644	1,959	1,976	1,834	1,827	1,888	1,897	1,544	1,410

FTIAC by Gender										
	2012	2013	*2014	2015	2016	2017	2018	2019	2020	2021
Female	1,335	1,498	970	1,014	961	937	1,012	996	826	709
Male	1,087	1,146	989	962	873	890	876	901	718	701

FTIAC by Ethnicity										
	2012	2013	*2014	2015	2016	2017	2018	2019	2020	2021
American Indian/Alsk Nat	6	12	9	5	7	7	8	10	9	4
Asian	41	27	26	28	35	24	19	15	13	14
Black	211	181	164	200	161	169	198	238	178	124
Hispanic	91	108	82	106	112	121	136	134	94	99
International	39	51	52	43	25	22	24	16	10	19
Native Hawaiian/Pac Isla	2	1	1	2	1	1	3	0	0	1
Two or More Races	95	114	85	84	84	83	97	86	70	36
White	1,854	2,104	1,523	1,501	1,396	1,384	1,396	1,390	1,161	1,060
Unreported	83	46	17	7	13	16	7	8	9	53

FTIAC by Full-Time and Part-Time										
	2012	2013	*2014	2015	2016	2017	2018	2019	2020	2021
Full-Time	2,099	1,975	1,892	1,924	1,792	1,778	1,839	1,872	1,496	1,359
Part-Time	323	669	67	52	42	49	49	25	48	51

FTIAC by Campus										
	2012	2013	*2014	2015	2016	2017	2018	2019	2020	2021
On	1,939	2,166	1,768	1,813	1,671	1,696	1,766	1,810	1,459	1,341
Off	37	33	32	32	21	23	23	14	6	5
On-Line	0	0	0	0	0	1	0	0	3	3
Kendall	446	445	159	131	142	107	99	73	76	61

FTIAC by Average HSGPA, ACT and SAT										
	2012	2013	*2014	2015	2016	2017	2018	2019	2020	2021
HSGPA	3.22	3.23	3.23	3.24	3.26	3.27	3.27	3.30	3.33	3.33
ACT COMP	21.70	21.80	21.75	21.65	21.85	22.26	22.54	21.98	22.13	22.68
SAT Total**						1,056.52	1,055.57	1,050.60	1,044.83	1,046.61
SAT Math**						537.20	534.48	525.43	521.17	516.89
SAT Read/Write**						522.84	525.39	530.08	527.56	530.95

*Beginning Fall 2014 new break-out codes were created for Dual Enrolled FTIACS and Dual Enrolled Continuing Students, (prior to 2014 these counts were included in the FTIAC counts).

**Fall 2017 SAT became Michigan's test for high school students.

First Time in Any College (FTIAC) Student Profile
Fall Enrollment by Michigan County

MI County	2017	2018	2019	2020	2021
Alcona	1	2	3	3	3
Alger	3	1	0	3	1
Allegan	33	29	34	21	25
Alpena	3	9	1	4	3
Antrim	7	12	6	7	5
Arenac	4	5	2	2	2
Baraga	0	0	2	0	0
Barry	18	19	26	18	18
Bay	12	9	19	5	7
Benzie	7	4	4	4	9
Berrien	25	28	25	27	20
Branch	6	8	5	6	3
Calhoun	11	10	11	18	10
Cass	7	3	5	4	1
Charlevoix	10	4	6	7	11
Cheboygan	9	11	17	8	3
Chippewa	8	7	15	5	11
Clare	3	8	5	9	7
Clinton	28	18	28	17	18
Crawford	0	1	2	2	1
Delta	5	6	6	6	4
Dickinson	11	8	7	8	2
Eaton	32	26	14	15	21
Emmet	6	11	5	6	8
Genesee	49	35	35	41	32
Gladwin	3	3	9	5	8
Gogebic	1	0	1	1	0
Grand Traverse	20	19	24	19	24
Gratiot	13	16	16	10	7
Hillsdale	4	2	3	1	3
Houghton	6	2	3	2	2
Huron	12	11	4	8	12
Ingham	23	17	21	14	25
Ionia	27	36	31	20	23
Iosco	13	12	3	6	8
Iron	3	3	2	0	0
Isabella	14	14	14	13	10
Jackson	20	15	19	23	16
Kalamazoo	27	26	29	27	27
Kalkaska	2	7	8	6	4
Kent	268	262	265	178	203
Keweenaw	0	0	2	0	0

First Time in Any College (FTIAC) Student Profile
Fall Enrollment by Michigan County

MI County cont.	2017	2018	2019	2020	2021
Lake	6	5	6	7	5
Lapeer	18	14	16	10	9
Leelanau	2	3	10	2	3
Lenawee	11	8	10	6	0
Livingston	34	35	17	11	15
Luce	0	2	2	2	1
Mackinac	6	5	0	4	3
Macomb	72	55	58	40	36
Manistee	2	12	12	7	9
Marquette	13	6	18	10	4
Mason	13	9	12	8	6
Mecosta	110	94	77	64	66
Menominee	5	0	4	1	0
Midland	18	21	16	19	10
Missaukee	5	8	11	9	9
Monroe	5	5	10	4	3
Montcalm	26	36	41	33	33
Montmorency	1	5	2	1	3
Muskegon	57	76	67	51	44
Newaygo	32	38	50	52	36
Oakland	74	97	91	87	75
Oceana	17	21	16	18	19
Ogemaw	2	3	6	2	0
Ontonagon	1	0	3	0	1
Osceola	28	29	37	41	33
Oscoda	2	1	6	0	1
Otsego	8	6	19	8	4
Ottawa	125	123	112	100	85
Presque Isle	5	4	2	2	2
Roscommon	8	17	5	2	6
Saginaw	32	34	30	21	26
Sanilac	7	9	13	7	6
Schoolcraft	2	2	0	1	1
Shiawassee	11	4	8	11	11
St. Clair	20	25	23	15	8
St. Joseph	10	11	1	2	5
Tuscola	10	12	11	10	11
Van Buren	11	10	18	9	11
Washtenaw	23	17	24	22	14
Wayne	104	133	153	105	67
Wexford	20	33	25	31	20
Total	1,710	1,747	1,779	1,414	1,298

First Time in Any College (FTIAC) Student Profile
Fall Enrollment by Top 20 High Schools and Top 20 Majors

High School	2021
Big Rapids High School	27
Rockford Senior High School	25
Grandville High School	18
Reed City High School	18
Traverse City West Senior HS	15
West Ottawa High School	15
Caledonia High School	14
Hudsonville High School	14
Fremont High School	13
Sparta High School	13
Tri-County Area High School	12
Ionia High School	11
Chippewa Hills High School	11
Home School	11
Cedar Springs High School	11
Thorneapple Kellogg School	10
Sault Area High School	10
Miscellaneous High Schools	10
Lowell Senior High School	10
Cadillac Senior High School	9

Major	2021
General Studies	132
Criminal Justice	87
Pre-Pharmacy	57
Pre-Science	57
Dental Hygiene	56
Nursing - BSN	46
Psychology	44
Business Administration	43
General Business	42
Building Construction Tech	42
Welding Technology	42
Social Work	34
Allied Health Science	33
Digital Animation Game Design	33
Marketing	32
Architectural Technology	29
Mechanical Engineering Tech	25
Automotive Engineering Tech	23
Diagnostic Medical Sonography	22
Digital Media	21

First Time in Any College (FTIAC) Student Profile
Fall Enrollment by States and Countries

State	2021
Alabama	2
California	6
Colorado	2
Connecticut	2
Florida	13
Georgia	4
Illinois	26
Indiana	9
Iowa	2
Louisiana	1
Maryland	2
Massachusetts	1
Michigan	1,298
Minnesota	2
Missouri	1
Montana	1
New Jersey	2
New Mexico	1
Ohio	4
Pennsylvania	1
Tennessee	1
Texas	1
Utah	1
Washington	3
Wisconsin	5

Country	2021
Azerbaijan	1
Bahrain	1
Canada	1
China	4
Ethiopia	1
India	3
Kuwait	1
Mexico	1
Nepal	1
Pakistan	2
Portugal	1
Saudi Arabia	1
Taiwan	1

Transfer Student Profile Fall Enrollment

Total Transfer										
	2012	2013	2014	2015	2016	2017	2018	2019	2020	2021
Total	1,540	1,572	1,546	1,473	1,391	1,253	1,232	1,123	897	840

Transfer by Gender										
	2012	2013	2014	2015	2016	2017	2018	2019	2020	2021
Female	755	772	796	701	714	657	655	579	465	455
Male	785	800	750	772	677	596	577	544	432	385

Transfer by Ethnicity										
	2012	2013	2014	2015	2016	2017	2018	2019	2020	2021
American Indian/Alsk Nat	11	11	8	11	10	11	3	9	5	4
Asian	26	20	22	18	26	17	24	19	19	16
Black	133	145	141	108	108	105	107	86	70	66
Hispanic	55	64	85	92	71	85	68	66	57	61
International	42	33	52	36	26	36	29	22	9	10
Native Hawaiian/Pac Isla	0	2	2	2	2	1	0	1	1	0
Two or More Races	37	33	41	44	35	52	43	51	33	36
White	1,199	1,235	1,170	1,150	1,103	931	946	850	695	626
Unreported	37	29	25	12	10	15	12	19	8	21

Transfer by Full-Time and Part-Time										
	2012	2013	2014	2015	2016	2017	2018	2019	2020	2021
Full-Time	922	892	871	853	828	745	724	637	541	524
Part-Time	618	680	675	620	563	508	508	486	356	316

Transfer by Campus										
	2012	2013	2014	2015	2016	2017	2018	2019	2020	2021
On	735	731	704	699	706	647	633	578	481	486
Off	523	585	541	509	428	396	392	352	256	220
On-Line	127	145	180	158	155	131	125	134	106	75
Kendall	155	111	121	107	102	79	82	59	54	59

Transfer by Average HSGPA, ACT and SAT										
	2012	2013	2014	2015	2016	2017	2018	2019	2020	2021
HSGPA	3.08	3.04	3.04	3.07	3.12	3.10	3.13	3.17	3.22	3.29
ACT COMP	20.87	20.29	20.50	20.78	20.91	20.85	20.55	20.58	20.37	20.15
SAT Total**						1,030.00	1,048.10	1,047.26	1,054.19	1,056.58
SAT Math**						490.00	518	519.44	533.18	526.16
SAT Read/Write**						540.00	533	530.20	524.08	534.17

**Fall 2017 SAT became Michigan's test for high school students.

Transfer Student Profile
Fall Enrollment by Michigan County

MI County	2017	2018	2019	2020	2021
Alcona	1	1	1	0	0
Alger	0	0	0	0	0
Allegan	9	16	15	8	10
Alpena	6	11	10	8	4
Antrim	4	8	5	2	7
Arenac	1	1	6	0	0
Baraga	0	0	0	1	0
Barry	19	7	5	6	4
Bay	30	31	19	8	13
Benzie	4	2	2	6	4
Berrien	36	24	25	20	15
Branch	2	0	5	4	3
Calhoun	11	5	11	5	8
Cass	18	10	13	9	16
Charlevoix	4	3	5	2	6
Cheboygan	2	6	5	1	3
Chippewa	1	2	4	1	2
Clare	6	8	4	5	5
Clinton	14	14	9	9	7
Crawford	2	1	1	1	1
Delta	4	5	3	1	2
Dickinson	1	2	1	0	3
Eaton	15	24	11	17	15
Emmet	5	10	6	4	3
Genesee	44	50	45	34	27
Gladwin	0	3	5	2	1
Gogebic	0	1	1	0	1
Grand Traverse	65	40	37	40	25
Gratiot	6	6	4	4	2
Hillsdale	2	1	0	2	0
Houghton	3	4	3	2	1
Huron	5	3	7	5	0
Ingham	47	51	31	25	20
Ionia	9	5	10	9	12
Iosco	2	3	2	1	0
Iron	0	0	1	1	1
Isabella	12	5	7	4	5
Jackson	12	11	7	11	8
Kalamazoo	13	16	20	11	11
Kalkaska	5	5	8	8	2
Kent	190	210	189	132	149
Lake	3	1	4	1	2

MI County cont.	2017	2018	2019	2020	2021
Lapeer	10	7	8	12	6
Leelanau	6	8	1	4	6
Lenawee	3	0	2	1	4
Livingston	14	16	16	5	10
Luce	0	0	1	0	0
Mackinac	0	1	1	0	0
Macomb	47	55	45	41	31
Manistee	11	10	5	13	8
Marquette	4	2	2	4	1
Mason	11	15	12	20	9
Mecosta	24	24	31	17	16
Menominee	0	1	0	0	1
Midland	18	14	13	12	10
Missaukee	2	0	2	3	1
Monroe	4	10	2	1	1
Montcalm	19	26	31	13	22
Montmorency	1	1	1	1	0
Muskegon	43	36	43	41	35
Newaygo	21	17	13	12	8
Oakland	33	47	54	38	36
Oceana	7	17	6	7	8
Ogemaw	0	1	1	2	1
Ontonagon	0	1	0	0	0
Osceola	14	7	11	9	4
Oscoda	1	1	1	2	3
Otsego	1	6	0	6	3
Ottawa	43	58	48	35	40
Presque Isle	3	1	2	1	2
Roscommon	2	4	5	3	1
Saginaw	32	28	26	25	17
Sanilac	2	4	3	1	1
Schoolcraft	0	2	0	0	0
Shiawassee	6	7	3	6	12
St. Clair	27	15	22	26	7
St. Joseph	9	4	2	5	3
Tuscola	9	4	4	5	3
Van Buren	14	5	7	6	5
Washtenaw	11	9	12	4	3
Wayne	66	45	41	38	48
Wexford	14	5	7	7	13
Total	1,145	1,120	1,031	836	777

Transfer Student Profile
Fall Enrollment by Top 20 Majors

Major	2021
Criminal Justice- Generalist	86
Business Administration	58
Elementary Education	45
Dental Hygiene	28
General Studies	22
Nursing - BSN	21
Accountancy	20
Digital Animation and Game Design	18
Social Work	18
Welding Technology	18
Interior Design	16
Computer Info Technology	15
Early Childhood Education	15
Info Security and Intelligence	15
Criminal Justice	14
Building Construction Tech	13
Diagnostic Medical Sonography	13
Long Term Care	13
Nursing	13
Manufacturing Engineering Tech	12

Transfer Student Profile
Fall Enrollment by States and Countries

State	2021
Arizona	1
California	3
Florida	1
Illinois	13
Indiana	4
Kentucky	1
Massachusetts	1
Michigan	777
Minnesota	3
Mississippi	2
Montana	1
Nebraska	1
New Jersey	1
New York	4
North Carolina	2
Ohio	1
Tennessee	3
Texas	2
Virginia	2
Washington	3
Wisconsin	3
Unknown	1

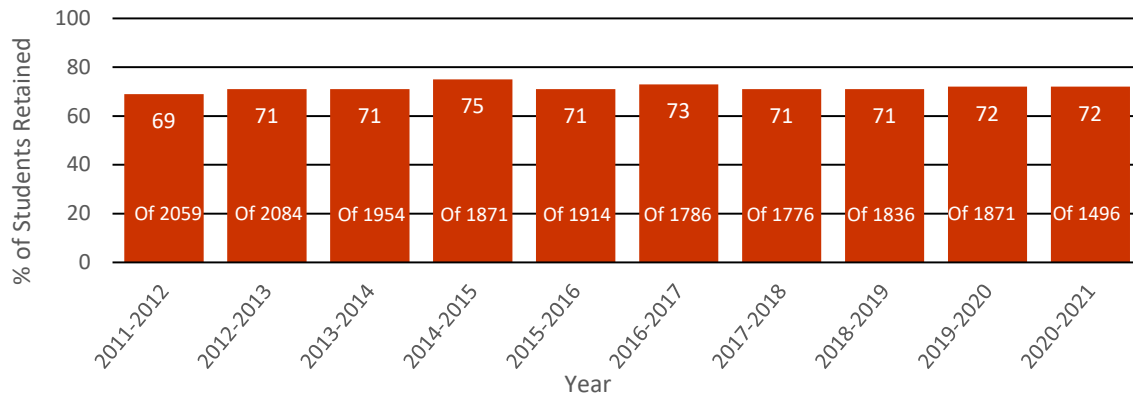
Country	2021
Brazil	1
Canada	2
China	2
Ethiopia	2
Ghana	1
Japan	1
Thailand	1

ENROLLMENT

FALL TO FALL FIRST-YEAR RETENTION RATES (Full-Time FTIACS)

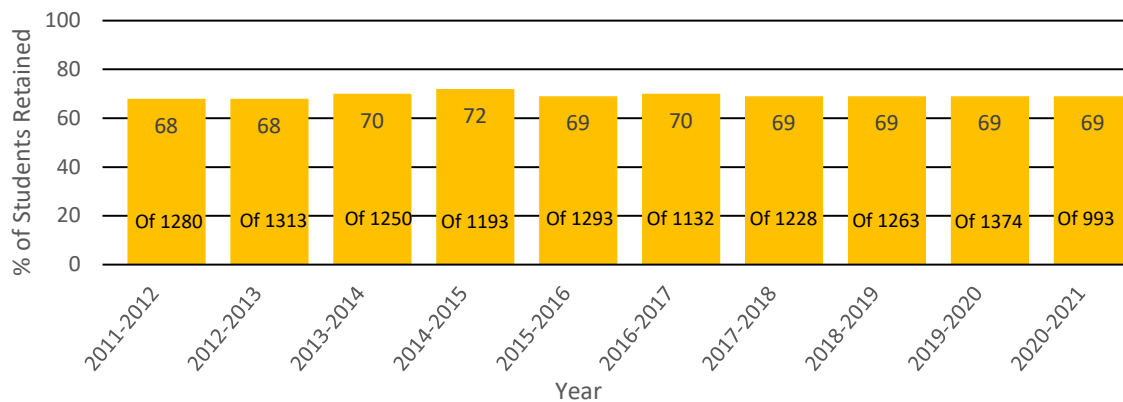
Total University

Students Enrolled in 2 & 4 Year Programs



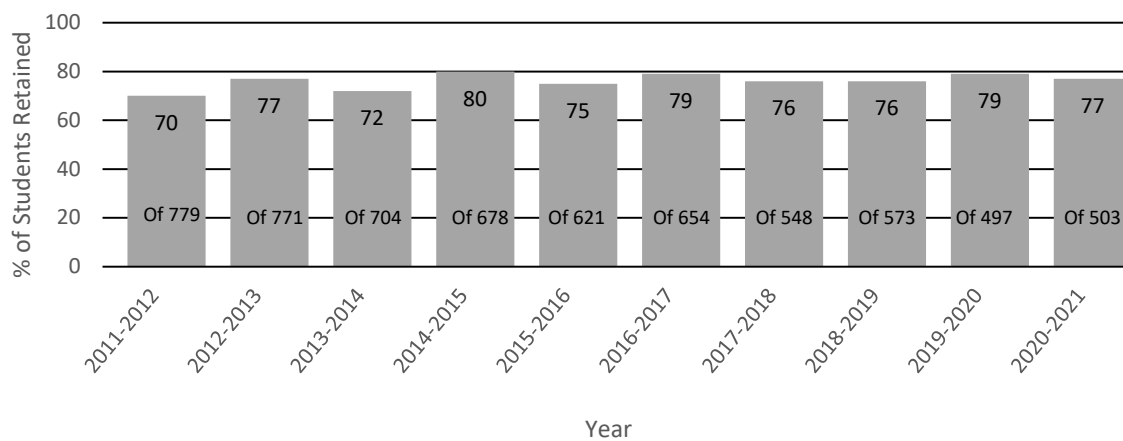
2-Year

Students Enrolled in 2-Year Programs



4-Year

Students Enrolled in 4-Year Programs



GRADUATION RATES
Percent of Full-Time FTIAC (First Time in Any College)
Students Graduating Within 2 to 6 Years

All Two and Four Year Degree Programs

Entering <u>Term</u>	# of <u>FTIAC's</u>	2 Yr <u>Grad Rate %</u>	3 Yr <u>Grad Rate %</u>	4 Yr <u>Grad Rate %</u>	5 Yr <u>Grad Rate %</u>	6 Yr <u>Grad Rate %</u>
2009	1,954	6	11	26	41	47
2010	1,956	6	12	29	42	49
2011	2,059	7	12	29	42	50
2012	2,084	5	13	32	48	53
2013	1,954	4	13	34	48	52
2014	1,871	5	16	39	51	54
2015	1,914	6	19	39	49	52
2016	1,786	7	19	40	51	
2017	1,776	7	18	36		
2018	1,836	7	18			
2019	1,871	6				

Two Year Degree Programs

Entering <u>Term</u>	# of <u>FTIAC's</u>	2 Yr <u>Grad Rate %</u>	3 Yr <u>Grad Rate %</u>	4 Yr <u>Grad Rate %</u>	5 Yr <u>Grad Rate %</u>	6 Yr <u>Grad Rate %</u>
2009	1,228	8	15	27	39	45
2010	1,238	9	17	32	43	50
2011	1,280	11	17	32	41	49
2012	1,313	7	17	31	44	49
2013	1,250	6	16	34	46	50
2014	1,193	8	22	39	47	50
2015	1,293	9	26	39	47	50
2016	1,132	10	26	41	48	
2017	1,228	10	23	38		
2018	1,263	9	23			
2019	1,374	8				

Four Year Degree Programs

Entering <u>Term</u>	# of <u>FTIAC's</u>	2 Yr <u>Grad Rate %</u>	3 Yr <u>Grad Rate %</u>	4 Yr <u>Grad Rate %</u>	5 Yr <u>Grad Rate %</u>	6 Yr <u>Grad Rate %</u>
2009	726	1	4	24	46	51
2010	718	1	3	24	42	47
2011	779	1	4	26	45	53
2012	771	1	6	34	54	60
2013	704	1	7	33	52	55
2014	678	1	6	40	58	62
2015	621	1	6	39	54	57
2016	654	1	6	38	56	
2017	548	1	5	33		
2018	573	2	6			
2019	497	1				

Source: Office of Institutional Research & Testing

**PERCENT OF FULL-TIME FTIAC FALL TO FALL RETENTION
FALL 2011 - 12 to FALL 2020 - 21**

	Fall 11-12	Fall 12-13	Fall 13-14	Fall 14-15	Fall 15-16	Fall 16-17	Fall 17-18	Fall 18-19	Fall 19-20	Fall 20-21
FULL-TIME BACHELOR STUDENTS	70%	77%	72%	80%	75%	79%	76%	76%	79%	77%
FULL-TIME ASSOCIATE STUDENTS	68%	68%	70%	72%	69%	70%	69%	69%	69%	69%
TOTAL STUDENTS	69%	71%	71%	75%	71%	73%	71%	71%	72%	72%

**FALL TO SPRING/FALL TO FALL RETENTION
FALL 2016 - 2021 COHORTS**

All Degree Seeking FTIACS by College

College	Fall 2016 FTIACS	Spring 2017 % Ret	Fall 2017 % Ret	Fall 2017 FTIACS	Spring 2018 % Ret	Fall 2018 % Ret	Fall 2018 FTIACS	Spring 2019 % Ret	Fall 2019 % Ret	Fall 2019 FTIACS	Spring 2020 % Ret	Fall 2020 % Ret	Fall 2020 FTIACS	Spring 2021 % Ret	Fall 2021 % Ret
ARTS, SCIENCES & ED	323	94%	80%	344	92%	74%	367	92%	75%	388	93%	78%	383	87%	71%
BUSINESS	258	90%	72%	291	86%	68%	295	87%	65%	295	86%	68%	420	84%	69%
ED & HUMAN SVCS	271	87%	69%	256	88%	68%	290	88%	68%	256	91%	73%	0	0%	0%
ENG TECHNOLOGY	198	89%	70%	260	87%	80%	292	87%	77%	306	87%	75%	262	91%	82%
HEALTH PROFESSIONS	141	91%	82%	180	91%	76%	193	90%	73%	227	87%	73%	159	87%	74%
KENDALL COLLEGE	301	90%	80%	107	93%	81%	99	96%	84%	73	96%	84%	76	84%	71%
UNIVERSITY COLLEGE	331	89%	73%	379	77%	59%	344	79%	63%	347	75%	60%	243	79%	62%
FSU Total	1,823	89%	73%	1,817	87%	71%	1,880	87%	71%	1,892	87%	72%	1,543	85%	71%

Source: Office of Institutional Research & Testing

**Full-Time FTIAC (First Time in Any College)
1st-Year to 2nd-Year Progression Rates
(% Earning 30 FSU Credit Hours 1st Fall to 2nd Fall)**

Fall 2016 <u>(Fall 2014 Cohort)</u>	Fall 2017 <u>(Fall 2015 Cohort)</u>	Fall 2018 <u>(Fall 2016 Cohort)</u>	Fall 2019 <u>(Fall 2017 Cohort)</u>	Fall 2020 <u>(Fall 2018 Cohort)</u>	Fall 2021 <u>(Fall 2019 Cohort)</u>
24.64%	26.79%	25.59%	25.29%	23.34%	23.33%

**Average # of Credits Taken by Full-Time (12+ credits) Students By Class Level
Summer 2018 through Fall 2021**

	Summer 2018	Fall 2018	Spring 2019	Summer 2019	Fall 2019	Spring 2020	Summer 2020	Fall 2020	Spring 2021	Summer 2021	Fall 2021
Freshmen	12.00	13.78	13.82	13.00	13.69	13.83	12.00	13.59	13.84		13.64
Sophomore	13.15	13.84	13.79	12.20	13.89	13.81	13.38	13.75	13.75	12.63	13.70
Junior	13.65	13.88	13.83	13.65	13.89	13.84	13.28	13.82	13.82	13.12	13.76
Senior	13.73	14.06	13.95	13.73	14.14	13.99	13.67	13.94	13.99	13.89	13.91
Graduate	N/A	13.39	12.73	13.71	13.30	12.90	15.00	13.72	12.77	13.00	13.82
1st Professional	13.68	15.65	16.38	13.81	16.01	16.44	14.01	16.23	16.62	13.76	16.12
Total Avg	13.67	14.03	14.07	13.73	14.05	14.09	13.70	13.97	14.11	13.73	13.96
Undergrad Avg	13.67	13.89	13.86	13.69	13.89	13.88	13.56	13.77	13.86	13.71	13.76

**Full-Time Degree Seeking Transfer Students
Persistence Rate (Graduated or Still Enrolled)**

Fall 2016 to Fall 2017	Fall 2017 to Fall 2018	Fall 2018 to Fall 2019	Fall 2019 to Fall 2020	Fall 2020 to Fall 2021
79%	78%	78%	79%	81%

Source: Office of Institutional Research & Testing

TRANSFER IN STUDENTS
STUDENTS WHO TRANSFERRED TO FERRIS STATE UNIVERSITY
FROM MICHIGAN COMMUNITY COLLEGES & PUBLIC UNIVERSITIES
Summer 2020, Fall 2020, Spring 2021

<u>COMMUNITY COLLEGES</u>		<u>UNIVERSITIES</u>	
Alpena Community College	13	Central Michigan University	32
Bay Mill Community College	2	Eastern Michigan University	16
Bay De Noc Community College	6	Grand Valley State University	57
Delta College	89	Lake Superior State University	6
Glen Oaks Community College	5	Michigan State University	21
Gogebic Community College	4	Michigan Technological University	4
Grand Rapids Community College	223	Northern Michigan University	22
Henry Ford Community College	14	Oakland University	15
Jackson Community College	11	Saginaw Valley State University	14
Kalamazoo Valley Community College	25	University of Michigan - Ann Arbor	4
Kellogg Community College	20	University of Michigan - Dearborn	1
Kirtland Community College	6	University of Michigan - Flint	8
Lake Michigan College	19	Wayne State University	12
Lansing Community College	98	Western Michigan University	20
Macomb Community College	63		
Mid Michigan Community College	35		
Montcalm Community College	24		
Mott Community College	33		
Muskegon Community College	60		
North Central Michigan College	14		
Northwestern Michigan College	87		
Oakland Community College	30		
Schoolcraft College	31		
Southwestern Michigan College	25		
St. Clair County Community College	34		
Washtenaw Community College	10		
Wayne County Community College	14		
West Shore Community College	47		
TRANSFERS FROM COMMUNITY COLLEGES	1,042	TRANSFERS FROM UNIVERSITIES	232
TOTAL TRANSFERS FROM MI COMMUNITY COLLEGES & PUBLIC UNIVERSITIES TO FERRIS			1,274
TOTAL TRANSFERS FROM OTHER THAN MI COMMUNITY COLLEGES & PUBLIC UNIVERSITIES TO FERRIS			409
TOTAL TRANSFERS TO FERRIS			1,683

Source: Office of Institutional Research & Testing

TRANSFER OUT STUDENTS
STUDENTS WHO TRANSFERRED FROM FERRIS STATE UNIVERSITY
TO OTHER COLLEGES & UNIVERSITIES PARTICIPATING IN THE NSC DATA SYSTEM
Summer 2020, Fall 2020, Spring 2021

COMMUNITY COLLEGES

Bay De Noc Community College	5
College of Dupage	3
College of Lake County	3
Delta College	18
Grand Rapids Community College	87
Henry Ford Community College	7
Kalamazoo Valley Community College	12
Kellogg Community College	6
Kirtland Community College	3
Lansing Community College	52
Macomb Community College	27
Mid Michigan Community College	25
Montcalm Community College	7
Mott Community College	15
Muskegon Community College	18
North Central Michigan College	5
Oakland Community College	19
Schoolcraft College	5
Southwestern Michigan College	3
St. Clair County Community College	7
Washtenaw Community College	11
Wayne County Community College	12
West Shore Community College	5

UNIVERSITIES

Adrian College	4
Arizona State University	6
Baker College	6
Calvin College	3
Cedarville University	3
Central Michigan University	38
College for Creative Studies	4
Eastern Michigan University	14
Grand Canyon University	3
Grand Valley State University	79
Hope College	9
Jackson College	8
Lake Michigan College	9
Lake Superior State University	8
Miami University	3
Michigan State University	40
Michigan Technological University	4
Northern Michigan University	7
Northwestern Michigan College	23
Northwood University	3
Oakland University	26
Olivet College	6
Saginaw Valley State University	16
Spring Arbor University	3
Southern New Hampshire	5
University of Detroit Mercy	5
University of Michigan	23
University of Michigan - Dearborn	3
University of Michigan - Flint	9
University of Phoenix	3
Wayne State University	23
Western Governors University	3
Western Michigan University	15

TOTAL TRANSFERS TO INSTITUTIONS (THREE OR MORE TRANSFERS ENROLLED) - LISTED ABOVE	769
TOTAL TRANSFERS TO INSTITUTIONS (LESS THAN THREE TRANSFERS ENROLLED) - NOT LISTED ABOVE	131
TOTAL TRANSFERS FROM FERRIS STATE	900

Source: National Student Clearinghouse

ENROLLMENT SUMMARY OF STUDENTS BY AGE FALL 2021

Full-Time Students

Age	<u>Undergraduate</u>		<u>Graduate</u>		<u>First Professional</u>		<u>Doctorate</u>	
	Men	Women	Men	Women	Men	Women	Men	Women
Under 18	45	86	0	0	0	0	0	0
18-19	1,106	1,241	0	0	0	1	0	0
20-21	1,232	1,259	0	6	22	38	0	0
22-24	620	554	11	29	122	227	0	0
25-29	140	114	10	21	81	83	0	4
30-34	40	55	3	12	11	13	2	2
35-39	12	21	4	7	6	4	4	6
40-49	12	22	2	7	1	1	10	18
50-64	4	3	0	1	0	0	6	18
65 & Over	0	0	0	0	0	0	1	0
Unknown	0	0	0	0	0	0	0	0
Total	3,211	3,355	30	83	243	367	23	48

Part-Time Students

Age	<u>Undergraduate</u>		<u>Graduate</u>		<u>First Professional</u>		<u>Doctorate</u>	
	Men	Women	Men	Women	Men	Women	Men	Women
Under 18	135	253	0	0	0	0	0	0
18-19	55	72	0	0	0	0	0	0
20-21	151	205	0	0	0	0	0	0
22-24	317	337	11	19	0	1	0	0
25-29	191	208	18	58	2	4	0	0
30-34	114	138	9	44	1	0	0	0
35-39	68	91	16	37	0	0	0	0
40-49	77	146	20	45	1	0	1	2
50-64	37	76	5	22	0	0	0	2
65 & over	6	5	0	0	0	0	1	0
Unknown	0	0	0	0	0	0	0	0
Total	1,151	1,531	79	225	4	5	2	4

Average Age

	<u>Full-Time</u>	<u>Part-Time</u>
Undergraduate Degree Seeking	21	29
Undergraduate Non-Degree Seeking	19	18
Graduate	28	35
First Professional	24	29
Doctorate	45	50
All Students	21	28

Source: Office of Institutional Research & Testing

NCAA Graduation Rates

Federal Graduation Rate (FGR)

Cohort Year	<u>2009/10</u>	<u>2010/11</u>	<u>2011/12</u>	<u>2012/13</u>	<u>2013/14</u>	<u>2014/15</u>
Federal Graduation Rate (FGR)	49%	46%	55%	62%	57%	53%

Federal Graduation Rate (FGR): Federally mandated calculation for all schools that offer athletic scholarships. Counts all transfers as academic failures, so essentially measures the percentage of students who complete a BA/BS from their initial school within six years.

DI Graduation Success Rate (GSR)

Cohort Year	<u>2009</u>	<u>2010</u>	<u>2011</u>	<u>2012</u>	<u>2013</u>	<u>2014</u>
DI Graduation Success Rate (GSR)	100%	100%	95%	89%	87%	N/A

Graduation Success Rate (GSR): Division I rate that accounts for transfers in/out. Also tracks graduation over six years. In addition to accounting for likely transfers in/out, the GSR also includes mid-year enrollees and non-scholarship athletes at Division I schools that do not offer athletics scholarships.

DII Graduation Success Rate (ASR)

Cohort Year	<u>2009/10</u>	<u>2010/11</u>	<u>2011/12</u>	<u>2012/13</u>	<u>2013/14</u>	<u>2014/15</u>
DII Academic Success Rate (ASR)	61%	58%	62%	62%	65%	66%

Academic Success Rate (ASR): The Division II Academic Success Rate (ASR) is calculated in much the same way as the Division I GSR. The primary difference is: The ASR includes all non-scholarship freshmen ("walk-ons"), whether or not the school or squad offers aid does not matter, and as a result, the ASR counts about 50% more student-athletes than the federal graduation rate.

Source: NCAA.org, Registrar's Office

DEGREES

DEGREES CONFERRED BY PROGRAM
ACADEMIC YEAR (SUMMER, FALL, SPRING SEMESTERS)

	2018-19					2019-20					2020-21				
ARTS & SCIENCES	CERT	AS	BA	BS	MA	CERT	AS	BA	BS	MA	CERT	AS	BA	BS	MA
*BIOLOGICAL SCIENCES															
Biology				19					25					21	
Biology - Environmental				7					10					5	
Biology - Forensic				11					6					7	
Biology - Pre-Dentistry				5					4					5	
Biology - Pre-Medicine				18					10					6	
Biology - Pre-Optometry				14					5					14	
Biology - Pre-Pharmacy				14					18					16	
Biology - Pre-Physician Assnt.														1	
Biology - Pre-Phys Therapy				3					9					2	
Biology - Pre-Veterinary				2					2					4	
Biotechnology				11					8					5	
Pre-Science		21					17					16			
TOTAL	0	21	0	104	0	0	17	0	97	0	0	16	0	86	0
COLLEGE OF ARTS & SCIENCES															
Integrative Studies				63					54			1		63	
TOTAL	0	0	0	63	0	0	0	0	54	0	0	1	0	63	0
ENGLISH, LITERATURE, & WORLD LANGUAGES															
Creative Writing	3					8					3				
English			4					6					9		
Journalism	0					0					1				
Journalism and Technical Communication				5					2					2	
Liberal Arts		12					12					6			
Spanish for the Professions				8					4					8	
Tech-Prof Communications				1					2					5	
TOTAL	3	12	4	14	0	8	12	6	8	0	4	6	9	15	0
HUMANITIES															
Applied Speech Communication		5		7			2		6			4		3	
Communication Studies												1		5	
History			7					2					6		
Sports Communication	0		0	5		0		0	15		1			9	
TOTAL	0	5	7	12	0	0	2	2	21	0	1	5	6	17	0
MATHEMATICS															
Actuarial Science				4					7					7	
Applied Mathematics				4					3					4	
Applied Mathematics Computer Science				6					5					8	
Computer Science	1					5					6				
TOTAL	1	0	0	14	0	5	0	0	15	0	6	0	0	19	0
PHYSICAL SCIENCES															
Biochemistry			1	0				0	5				1	2	
Chemistry			2					4					5		
Industrial Chemistry				5					6					3	
Industrial Chemistry Technology		6					12					5			
Natural Science		1					0					2			
Pre-Pharmacy		25					28					33			
TOTAL	0	32	3	5	0	0	40	4	11	0	0	40	6	5	0

*Department name changed from *Biology* in Fall 2020

DEGREES

DEGREES CONFERRED BY PROGRAM ACADEMIC YEAR (SUMMER, FALL, SPRING SEMESTERS)

ARTS & SCIENCES	2018-19					2019-20					2020-21				
	CERT	AS	BA	BS	MA	CERT	AS	BA	BS	MA	CERT	AS	BA	BS	MA
*SCHOOL OF EDUCATION DEPT															
Pre-Teaching Elementary												3			
Pre-Teaching Secondary												5			
Early Childhood Education												9		24	
Biology Education														1	
English Education														5	
Elementary Education														41	
History Education														1	
Mathematics Education														1	
Pro-Mo-Ted Technical Education														3	
Social Studies Education														12	
Social Studies Elementary														3	
Technical Education														1	
Adv Stds-Total Qual Mgmt in Ed											1				
Curr Inst - Subject Area															2
Curr Inst - Special Needs Ed															3
Educational Leadership															4
Career and Tech Ed Instructor															5
Career Tech Ed - Post Sec Admn															1
Career Tech Ed - Train Dev															1
TOTAL											1	17	0	92	16
SOCIAL & BEHAVIORAL SCIENCES															
Political Science				8					6					7	
Psychology		5	0	38			8	0	36			13		34	
Sociology			4					2					2		
TOTAL	0	5	4	46	0	0	8	2	42	0	0	13	2	41	0
SOCIAL WORK															
Social Work		17		74	33		10		67	29		13		47	42
TOTAL	0	17	0	74	33	0	10	0	67	29	0	13	0	47	42
COLLEGE TOTAL	4	92	18	332	33	13	89	14	315	29	12	111	23	385	58

*School of Education Department is in Arts & Sciences and Education.

Source: Office of Institutional Research and Testing

DEGREES CONFERRED BY PROGRAM

ACADEMIC YEAR (SUMMER, FALL, SPRING SEMESTERS)

BUSINESS	2018-19				2019-20				2020-21			
	CERT	AS	BS	MS	CERT	AS	BS	MS	CERT	AS	BS	MS
ACCOUNTANCY FINANCE & INFO SYSTEMS												
Accountancy		5	51			10	34			10	43	
Accountancy/Computer Information Systems			1				2				0	
Accountancy/Finance			6				2				1	
Advanced Studies in Business Intelligence	6				3				10			
Advanced Studies in Incident Response					1				3			
Advanced Studies in Project Management	12				6				12			
Computerized Business Apps	1				4				2			
Computer Information Systems		7	32			5	21			5	28	
Computer Information Technology			12				7				15	
Cybersecurity					1				0			
Finance			13				10				15	
Forensic Accounting	2				0				2			
Information Security and Intelligence		4	30	12		0	31	5		2	20	12
Project Management	7				6				5			
TOTAL	28	16	145	12	21	15	107	5	34	17	122	12

CRIMINAL JUSTICE												
Criminal Justice										63		
Criminal Justice - Corrections											16	
Criminal Justice - Generalist											167	
Cim Justice - Law Enforcement											27	
Criminal Justice Admin												6
TOTAL									0	63	210	6

MANAGEMENT												
Advanced Studies Business Intel Infmts	1				0				0			
Advanced Studies in Design & Innovation Mgt	7				2				6			
Advanced Studies in Global Logistics									1			
Advanced Studies in Incident Response	7				2				4			
Advanced Studies in Lean System & Leadership					1				2			
Advanced Studies in Performance Metrics	6				2				0			
Advanced Studies in Supply Chain Mgmt Lean					2				0			
BUAD w/Professional Tracks			40				39				43	
Business Administration			160				185				162	
Business Administration - Aviation			2				1				5	
Business Admin Legal Studies			5				6				1	
Event Management	1				1				2			
Fleet Management	7				1				4			
General Business		25				22				28		
Human Resource Management	23		17		18		22		18		12	
International Business	5				1				2			
Leadership and Supervision	21				13				17			
Lean Systems	3				3				4			
Legal Studies		10				4				0		
Manufacturing Operations	3				1				2			
Masters of Business Administration				38				23				35

DEGREES CONFERRED BY PROGRAM

ACADEMIC YEAR (SUMMER, FALL, SPRING SEMESTERS)

BUSINESS	2018-19				2019-20				2020-21			
	CERT	AS	BS	MS	CERT	AS	BS	MS	CERT	AS	BS	MS
MANAGEMENT - continued												
Operations Supply Management			11				6				4	
Risk Management & Insurance	1		3		4		7				2	
Small Business Management	7				4				7			
TOTAL	92	35	238	38	55	26	266	23	69	28	229	35

MARKETING												
Advertising/Integrated Marketing Communication	1		11				6				3	
Business Data Analytics			6				6				4	
Business to Business Marketing	3				2				1			
Data Analytics	4				3				0			
Design											1	
Digital Marketing	7				7				8			
Direct Marketing	3				0				0			
Graphic Communication		7				4				4		
Graphic Design		9	8			1	7				9	
Graphic Media Management			10				9				4	
Healthcare Marketing			2				0				0	
Marketing	1	10	43		2	13	52		1	19	46	
Marketing Research	1				1				2			
Marketing/Sales	2				0				0			
Professional Digital Marketing	1				1				0			
Public Relations			10		2		7				12	
Retailing					1				0			
TOTAL	23	26	90	0	19	18	87	0	12	23	79	0

SCHOOL OF DIGITAL MEDIA												
Digital Media										15		
Digital Animation Game Design											38	
Digital Media Software Eng											5	
Television Digital Media Prod											11	
TOTAL									0	15	54	0

SPORT, ENTERTAINMENT, & HOSPITALITY												
Club Management									1			
Hospitality Management			29				28				33	
Hotel Management	0		0		1				0			
Hotel, Restaurant, & Food Industry Management			2				0				0	
Music and Entertainment Business							10				21	
Music Industry Management			37				10				2	
Nutrition/Food Service Management	1	3			1	1			0	0		
PGA Golf Management			36				23				23	
Professional Brew Management		5				6				2		
Professional Tennis Management			5				4				7	
Resort Management			3				0				0	

DEGREES CONFERRED BY PROGRAM
ACADEMIC YEAR (SUMMER, FALL, SPRING SEMESTERS)

	2018-19				2019-20				2020-21			
	CERT	AS	BS	MS	CERT	AS	BS	MS	CERT	AS	BS	MS
BUSINESS												
SPORT, ENTERTAINMENT, & HOSPITALITY - continued												
Restaurant & Food Industry Management	1	9				6				6		
Ski Resort Management	4				0				1			
Spa Management					1				0			
TOTAL	6	17	112	0	3	13	75	0	2	8	86	0
COLLEGE TOTAL	149	94	585	50	98	72	535	28	117	154	780	53

Source: Office of Institutional Research and Testing

DEGREES CONFERRED BY PROGRAM

ACADEMIC YEAR (SUMMER, FALL, SPRING SEMESTERS)

EDUCATION & HUMAN SERVICES	2018-19				2019-20				2020-2021			
	CERT	AS	BS	MS	CERT	AS	BS	MS	CERT	AS	BS	MS
CRIMINAL JUSTICE												
Criminal Justice		86	1			42				4		
Criminal Justice - Corrections			17				12				5	
Criminal Justice - Generalist			285				242				86	
Criminal Justice - Law Enforcement			41				34					0
Criminal Justice Administration				19				24				12
Pre-Criminal Justice		14				5					0	
TOTAL	0	100	344	19	0	47	288	24	0	4	91	12

SCHOOL OF DIGITAL MEDIA												
Digital Animation/Game Design			29				38				1	
Digital Media Software Engineering			6				7				2	
Digital Media		7				9				1		
Pre-Digital Media		3				2				0		
Television & Digital Media Production			23				15				7	
TOTAL	0	10	58	0	0	11	60	0	0	1	10	0

*SCHOOL OF EDUCATION												
Biology Education			1				2				0	
Career & Technical Education - Instructor				5				5				0
Career & Technical Education - Train Dev				2				1				0
Curriculum & Instruction - Special Needs Ed				2				8				1
Curriculum & Instruction - Subject Area				2				3				1
Early Childhood Education		11	25			11	28			1	10	
Educational Leadership				1				4				1
Elementary Education			46				42				1	
English Education			6				2				0	
History Education			1				1				0	
Mathematics Education			2				3				0	
Pre-Teaching Elementary		4				3				1		
Pre-Teaching Secondary		3				2				0		
Pro-Mo-Ted Technical Education			8				3				0	
Social Studies & Elementary Education			1				2				1	
Social Studies Education			4				5				0	
Technical Education			1				1				0	
TOTAL	0	18	95	12	0	16	89	21	0	2	12	3

COLLEGE TOTAL	0	128	497	31	0	74	437	45	0	7	113	15
----------------------	----------	------------	------------	-----------	----------	-----------	------------	-----------	----------	----------	------------	-----------

*School of Education Department is in Arts & Sciences and Education.

Source: Office of Institutional Research and Testing

DEGREES CONFERRED BY PROGRAM

ACADEMIC YEAR (SUMMER, FALL, SPRING SEMESTERS)

ENGINEERING TECHNOLOGY	2018-19				2019-20				2020-21			
	CERT	AS	BS	MS	CERT	AS	BS	MS	CERT	AS	BS	MS
ARCHITECTURAL TECH & FACILITIES MGMT												
Architectural Technology		27				23				21		
Architecture & Sustainability			11				16				10	
Facility Management	4		14		6		11		3		9	
TOTAL	4	27	25	0	6	23	27	0	3	21	19	0

AUTOMOTIVE												
Automotive Engineering Technology			37				35				22	
Automotive Management			10				3				0	
Automotive Management (2+2)			7				6				9	
Automotive Service Technology		8				15				6		
Performance Machining	12				6				1			
Performance Motorsports	41				33				19			
TOTAL	53	8	54	0	39	15	44	0	20	6	31	0

CONSTRUCTION TECHNOLOGY & MGMT												
Building Construction Technology		41				42				64		
Civil Engineering Technology		15				0				0		
Civil Engineering Technology- Highway Emphasis						12				3		
Construction Administration									1			
Construction Management			57				60				43	
TOTAL	0	56	57	0	0	54	60	0	1	67	43	0

ELECTRONICS/CNS												
Computer Networks & Systems			5				5				2	
Electrical/Electronics Engineering Technology			11				11				5	
Industrial Electronics Technology		13				5				9		
TOTAL	0	13	16	0	0	5	16	0	0	9	7	0

ENERGY SYSTEMS ENGINEERING												
Energy Systems Engineering			1				1					
TOTAL	0	0	1	0	0	0	1	0	0	0	0	0

HEAVY EQUIPMENT												
Electrical Power Generation	0				2				5			
Heavy Equipment Service Engineering Tech			23				12				14	
Heavy Equipment Technology		26				31				17		
TOTAL	0	26	23	0	2	31	12	0	5	17	14	0

HVACR												
HVACR Eng Tech and Energy Mgmt			32				26				31	
HVACR Technology		26				26				29		
TOTAL	0	26	32	0	0	26	26	0	0	29	31	0

DEGREES CONFERRED BY PROGRAM

ACADEMIC YEAR (SUMMER, FALL, SPRING SEMESTERS)

ENGINEERING TECHNOLOGY	2018-19				2019-20				2020-21			
	CERT	AS	BS	MS	CERT	AS	BS	MS	CERT	AS	BS	MS
MANUFACTURING ENGINEERING TECH												
Basic CNC Prog & Machine Operations	53				30				21			
Industrial Practices	9				6				2			
Industrial Technology and Management			30				39				44	
Manufacturing Engineering Technology			38				45				27	
Manufacturing Technology		12				13				13		
Product Design	3				6				1			
Quality Leadership	0				0				1			
Quality Technology	74				75				43			
TOTAL	139	12	68	0	117	13	84	0	68	13	71	0
MECHANICAL DESIGN												
CAD Drafting & Tool Design Technology		17				6				1		
Mechanical Engineering Technology		59	43			38	41			42	26	
Product Design Engineering Technology			32				17				29	
TOTAL	0	76	75	0	0	44	58	0	0	43	55	0
PLASTICS & RUBBER												
Plastics Engineering Technology			54				45				21	
Plastics/Polymer Engineering Technology		35				29				23		
Rubber Engineering Technology			3				2				4	
TOTAL	0	35	57	0	0	29	47	0	0	23	25	0
SURVEYING												
Advanced Geographic Information Systems	2				0				1			
Surveying Engineering			13				12				10	
Surveying Technology		5				8				11		
TOTAL	2	5	13	0	0	8	12	0	1	11	10	0
WELDING ENGINEERING TECHNOLOGY												
Welding Engineering Technology			37				42				39	
Welding Technology		44				49				38		
TOTAL	0	44	37	0	0	49	42	0	0	38	39	0
COLLEGE TOTAL	198	328	458	0	164	297	429	0	98	277	345	0

Source: Office of Institutional Research and Testing

DEGREES CONFERRED BY PROGRAM
ACADEMIC YEAR (SUMMER, FALL, SPRING SEMESTERS)

HEALTH PROFESSIONS	2018-19					2019-20						2020-21					
	CERT	AAS	BS	BSN	MS	CERT	AAS	BS	BSN	MS	DNP	CERT	AAS	BS	BSN	MS	DNP
CLINICAL LAB, RESP CARE & HEALTH ADM.																	
Cancer Information Management	2					2											
Gerontology	40					24											
Health Care Systems Administration			49					32									
Health Information Management			14					20									
Health Information Technology		18					23										
Lean Healthcare	1					0											
Long Term Care	26					25											
Master of Healthcare Administration					8					13							
Medical Laboratory Science			18					16									
Medical Laboratory Technology		0					1										
Molecular Diagnostics			13					4									
Public Health			6		4			3		5							
Respiratory Care		13					22										
Respiratory Therapy								1									
TOTAL	69	31	100	0	12	51	46	76	0	18	0						

DENTAL HYGIENE & MEDICAL IMAGING																	
Allied Health Science		34	56				48	49									
Dental Hygiene		42	13				39	13									
Diagnostic Medical Sonography		16					20										
Nuclear Medicine Technology			23					17									
Radiography		36					34										
Vascular Ultrasound	3					0											
TOTAL	3	128	92	0	0	0	141	79	0	0	0						

DENTAL HYGIENE and PUBLIC HEALTH																	
Allied Health Science														1			
Dental Hygiene													39	16			
Public Health														5		7	
TOTAL												0	39	22	0	7	0

DIAGNOSTIC LABORATORY & THERAPUTIC SCI																	
Diagnostic Medical Sonography													20				
Medical Laboratory Science														16			
Medical Laboratory Technology													1				
Molecular Diagnostics														5			
Nuclear Medicine Technology														13			
Radiography													30				
Respiratory Care													11				
Respiratory Therapy														4			
Vascular Ultrasound												2					
TOTAL												2	62	38	0	0	0

DEGREES

DEGREES CONFERRED BY PROGRAM ACADEMIC YEAR (SUMMER, FALL, SPRING SEMESTERS)

HEALTH PROFESSIONS	2018-19					2019-20						2020-21					
	CERT	AAS	BS	BSN	MS	CERT	AAS	BS	BSN	MS	DNP	CERT	AAS	BS	BSN	MS	DNP
HEALTH ADMINISTRATION & HEALTH INFO.																	
Allied Health Science													60	41			
Cancer Information Management												2					
Gerontology												41					
Health Care Systems Administration														38			
Health Information Management														13			
Health Information Technology													9				
Long Term Care												51					
Master of Healthcare Administration																12	
TOTAL												94	69	92	0	12	0
SCHOOL OF NURSING																	
Doctor of Nursing Practice											7						2
Master of Science in Nursing					24					28						19	
Nursing				122					107						74		
Nursing Education	3					1						3					
Nursing- B.S.N.				64					53						65		
TOTAL	3	0	0	186	24	1	0	0	160	28	7	3	0	0	139	19	2
COLLEGE TOTAL	75	159	192	186	36	52	187	155	160	46	7	99	170	152	139	38	2

In Fall 2019, Health Professions went through a reorganization: "Clinical Lab, Respiratory Care & Health Administration" and "Dental Hygiene & Medical Imaging" merged into three departments: "Dental Hygiene & Public Health", "Diagnostic, Lab-Therapeutic Science" and "Health Administration & Health Information". Nursing remained the same. (Reflected here in Degrees Conferred beginning 2020-21).

Source: Office of Institutional Research and Testing

DEGREES CONFERRED BY PROGRAM

ACADEMIC YEAR (SUMMER, FALL, SPRING SEMESTERS)

KENDALL	2018-19				2019-20				2020-21			
	CERT	BS	BFA	MFA	CERT	BS	BFA	MFA	CERT	BS	BFA	MFA
DESIGN STUDIES												
Collaborative Design			4				2				2	
Digital Art and Design			3				4				25	
Digital Media			33				10				15	
Visual and Critical Studies	1			3	1			2				2
Master of Architecture				0				5				6
Furniture Design			4				2				4	
Graphic Design			49				20				27	
Illustration			31				13				24	
Industrial Design			17				2				10	
Interior Design			19				13				18	
Masters of Arts in Design				0				6				4
Medical Illustration			4				6				9	
Metals/Jewelry Design			7				3				1	
TOTAL	1	0	171	3	1	0	75	13	0	0	135	12
FINE ARTS/FOUNDATION												
Art Education			7				1				6	
Drawing			6				0				4	
Fashion Studies			7				7				3	
Fine Arts Drawing				1				1				0
Fine Arts Painting				6				1				6
Fine Arts Photography				3				0				0
Fine Arts Printmaking				1				0				1
Painting			3				2				4	
Photography			5				1				6	
Printmaking			4				2				1	
Sculpture/Functional Art			1				1				1	
TOTAL	0	0	33	11	0	0	14	2	0	0	25	7
LIBERAL ARTS/SCIENCE/ART HISTORY												
Art History		2				0				0		
Art History Academic Option		2				0				0		
Art History Studio Option		1				2				5		
Master of Art Education				0				0				6
TOTAL	0	5	0	0	0	2	0	0	0	5	0	6
COLLEGE TOTAL	1	5	204	14	1	2	89	15	0	5	160	25

Source: Office of Institutional Research and Testing

DEGREES CONFERRED BY PROGRAM

ACADEMIC YEAR (SUMMER, FALL, SPRING SEMESTERS)

MICHIGAN COLLEGE OF OPTOMETRY	2018-19				2019-20				2020-21			
	CERT	AS	BS	OD	CERT	AS	BS	OD	CERT	AS	BS	OD
Optometry				35				33				37
Vision Science			9				12				21	
COLLEGE TOTAL	0	0	9	35	0	0	12	33	0	0	21	37

PHARMACY	2018-19				2019-20				2020-21			
	CERT	AS	BS	Pharm D	CERT	AS	BS	Pharm D	CERT	AS	BS	Pharm D
Pharmacy				149				130				137
COLLEGE TOTAL	0	0	0	149	0	0	0	130	0	0	0	137

PROFESSIONAL & TECHNOLOGICAL STUDIES	2018-19				2019-20				2020-21			
	CERT	AS	BS	EDD	CERT	AS	BS	EDD	CERT	AS	BS	EDD
Community College Leadership				29				16				28
COLLEGE TOTAL	0	0	0	29	0	0	0	16	0	0	0	28

UNIVERSITY COLLEGE	2018-19				2019-20				2020-21			
	CERT	AS	BS	EDD	CERT	AS	BS	EDD	CERT	AS	BS	EDD
Developmental Program & Curriculum												
General Studies		6				10				13		
COLLEGE TOTAL	0	6	0	0	0	10	0	0	0	13	0	0

Source: Office of Institutional Research and Testing

DEGREES CONFERRED AT FERRIS STATE UNIVERSITY

ACADEMIC YEAR (SUMMER, FALL, SPRING SEMESTERS)

	<u>CERTIFICATE</u>	<u>ASSOCIATE</u>	<u>BACHELOR</u>	<u>MASTER</u>	<u>PROFESSIONAL</u> <u>PRACTICE</u>	<u>DOCTORATE</u>	<u>TOTAL</u>
2001 - 2002	157	764	1,325	152	45		2,443
2002 - 2003	247	808	1,312	168	58		2,593
2003 - 2004	217	830	1,410	148	121		2,726
2004 - 2005	245	843	1,403	158	149		2,798
2005 - 2006	259	905	1,615	134	147		3,060
2006 - 2007	327	873	1,639	169	154		3,162
2007 - 2008	264	861	1,839	137	158		3,259
2008 - 2009	292	794	1,952	197	176		3,411
2009 - 2010	283	787	2,004	156	177		3,407
2010 - 2011	247	718	2,199	165	178		3,507
2011 - 2012	298	819	2,310	149	185		3,761
2012 - 2013	249	790	2,359	127	150	5	3,680
2013 - 2014	288	683	2,412	164	178	8	3,733
2014 - 2015	370	695	2,404	144	163	24	3,800
2015 - 2016	441	741	2,600	221	182	11	4,196
2016 - 2017	489	881	2,557	223	182	16	4,348
2017 - 2018	462	839	2,581	158	162	16	4,218
2018 - 2019	427	807	2,487	164	184	29	4,098
2019 - 2020	328	729	2,148	163	163	23	3,554
2020-2021	326	732	2,123	189	174	30	3,574

Source: Office of Institutional Research and Testing

FERRIS STATE UNIVERSITY

APPROVED PROGRAM MAJORS

* exception for programs with concentration that were built as an individual degree

COLLEGE OF ARTS, SCIENCES AND EDUCATION

Department	Program	Degree
Arts, Sciences and Education Dean's Office	Integrative Studies	AA
Arts, Sciences and Education Dean's Office	Integrative Studies	BS
Biological Sciences	Biology	BS
Biological Sciences	*Biology/Environmental Biology	BS
Biological Sciences	*Biology/Forensic Biology	BS
Biological Sciences	*Biology/Pre-Dentistry	BS
Biological Sciences	*Biology/Pre-Medicine	BS
Biological Sciences	*Biology/Pre-Optometry	BS
Biological Sciences	*Biology/Pre-Pharmacy	BS
Biological Sciences	*Biology/Pre-Physical Therapy	BS
Biological Sciences	*Biology/PrePhysician Assistant Studies	BS
Biological Sciences	*Biology/Pre-Veterinary Medicine	BS
Biological Sciences	Biotechnology	BS
Biological Sciences	Pre-Science	AS
Biological Sciences/Physical Sciences	Natural Science	AS
Education	Biology Education	BS
Education	Business Education - Marketing	BS
Education	Business Mgmt Marketing & Tech Education	BS
Education	*Career & Technical Education/Instructor	MTE
Education	*Career & Technical Education/Postsecondary Administration	MTE
Education	*Career & Technical Education/Training and Development	MTE
Education	Chemistry Education	BS
Education	*Curriculum & Instruction - Special Education	M.Ed.
Education	*Curriculum & Instruction - Subject Area	M.Ed.
Education	Early Childhood Education	AAS
Education	Early Childhood Education	BS
Education	Educational Leadership	MS
Education	Elementary Education	BS
Education	English Education	BS
Education	Geography Education	BS
Education	History Education	BS
Education	Mathematics Education	BS
Education	Political Sciences Education	BS
Education	Pre-Teaching Elementary	AA
Education	Pre-Teaching Secondary	AA
Education	Social Studies Secondary Education	BS
Education	Technical Education	BS
Education	Technical Education - Prof. Modularized Teaching Education	BS
English, Literature, and World Languages	English	BA
English, Literature, and World Languages	Journalism & Technical Communication	BS
English, Literature, and World Languages	Liberal Arts	AA
English, Literature, and World Languages	Spanish for the Professions	BS
English, Literature, and World Languages	Technical & Professional Communication	BS

FERRIS STATE UNIVERSITY

APPROVED PROGRAM MAJORS

* exception for programs with concentration that were built as an individual degree

COLLEGE OF ARTS, SCIENCES AND EDUCATION Continued

Humanities	Communication Studies	AA
Humanities	Communication Studies	BS
Humanities	History	BA
Humanities	Social Justice	BA
Humanities	Sports Communication	BS
Mathematics	Actuarial Science	BS
Mathematics	Applied Mathematics	BS
Mathematics	Applied Mathematics/Computer Science	BS
Mathematics	Pre-Engineering	AS
Physical Sciences	Biochemistry	BA
Physical Sciences	Biochemistry	BS
Physical Sciences	Chemistry	BA
Physical Sciences	Industrial Chemistry	BS
Physical Sciences	Industrial Chemistry Technology	AAS
Physical Sciences	Pre-Pharmacy	AS
Social and Behavioral Sciences	Political Science	BS
Social and Behavioral Sciences	Psychology	AA
Social and Behavioral Sciences	Psychology	BS
Social and Behavioral Sciences	Sociology	BA
Social Work	Social Work	AA
Social Work	Social Work	BSW
Social Work	Social Work	MSW

FERRIS STATE UNIVERSITY

APPROVED PROGRAM MAJORS

* exception for programs with concentration that were built as an individual degree

COLLEGE OF BUSINESS

Department	Program	Degree
Accountancy, Finance, & Information Systems	Accountancy	AAS
Accountancy, Finance, & Information Systems	Accountancy	BS
Accountancy, Finance, & Information Systems	Accountancy/Computer Information Systems	BS
Accountancy, Finance, & Information Systems	*Accountancy/Finance	BS
Accountancy, Finance, & Information Systems	Artificial Intelligence	BS
Accountancy, Finance, & Information Systems	Computer Information Systems	AAS
Accountancy, Finance, & Information Systems	Computer Information Systems	BS
Accountancy, Finance, & Information Systems	Computer Information Technology	BS
Accountancy, Finance, & Information Systems	Finance	BS
Accountancy, Finance, & Information Systems	Information Security & Intelligence	AAS
Accountancy, Finance, & Information Systems	Information Security & Intelligence	BS
Accountancy, Finance, & Information Systems	Information Security & Intelligence	MS
Accountancy, Finance, & Information Systems	Project Management	BS
Criminal Justice	*Criminal Justice/Corrections Option	BS
Criminal Justice	*Criminal Justice/Generalist Option	BS
Criminal Justice	*Criminal Justice/Law Enforcement Option	BS
Criminal Justice	Criminal Justice	AA
Criminal Justice	Criminal Justice Administration	MS
Digital Media	Digital Animation and Game Design	BAS
Digital Media	Digital Media	AS
Digital Media	Digital Media Software Engineering	BS
Digital Media	Television and Digital Media Production	BS
Management	*Business Administration with Professional Tracks	BS
Management	Business Administration	BS
Management	Business Administration	MBA
Management	Business Administration/Aviation	BS
Management	General Business	AAS
Management	Human Resource Management	BS
Management	Operations and Supply Management	BS
Management	Risk Management and Insurance	BS
Marketing	Business Data Analytics	BS
Marketing	Design	BS
Marketing	Graphic Communications	AAS
Marketing	Graphic Media Management	BS
Marketing	Marketing	AAS
Marketing	Marketing	BS
Marketing	Public Relations	BS
Sport Entertainment and Hospitality Mgmt	Hospitality Management	BS
Sport Entertainment and Hospitality Mgmt	Music and Entertainment Business	BS
Sport Entertainment and Hospitality Mgmt	PGA Golf Management	BS
Sport Entertainment and Hospitality Mgmt	Professional Tennis Management	BS
Sport Entertainment and Hospitality Mgmt	Restaurant & Food Industry Management	AAS

FERRIS STATE UNIVERSITY

APPROVED PROGRAM MAJORS

* exception for programs with concentration that were built as an individual degree

COLLEGE OF ENGINEERING TECHNOLOGY

School	Program	Degree
Automotive and Heavy Equipment	Automotive Engineering Technology	BS
Automotive and Heavy Equipment	Automotive Management	BS
Automotive and Heavy Equipment	Automotive Management 2+2	BS
Automotive and Heavy Equipment	Automotive Service Technology	AAS
Automotive and Heavy Equipment	Heavy Equipment Service Engineering Technology	BS
Automotive and Heavy Equipment	Heavy Equipment Technology	AAS
Built Environment	Architectural Technology	AAS
Built Environment	Architecture & Sustainability	BS
Built Environment	Building Construction Technology	AAS
Built Environment	Civil Engineering Technology - Highway Emphasis	AAS
Built Environment	Construction Management	BS
Built Environment	Facility Management	BS
Built Environment	HVACR Engineering Technology and Energy Management	BS
Built Environment	HVACR Technology	AAS
Design and Manufacturing	CAD Drafting & Tool Design Technology	AAS
Design and Manufacturing	Industrial Technology and Management	BAS
Design and Manufacturing	Manufacturing Engineering Technology	BS
Design and Manufacturing	Manufacturing Technology	AAS
Design and Manufacturing	Plastics & Polymer Engineering Technology	AAS
Design and Manufacturing	Plastics Engineering Technology	BS
Design and Manufacturing	Rubber Engineering Technology	BS
Design and Manufacturing	Welding Engineering Technology	BS
Design and Manufacturing	Welding Technology	AAS
Engineering and Computing Technology	Computer Networks & Systems	BS
Engineering and Computing Technology	Electrical/Electronics Engineering Technology	BS
Engineering and Computing Technology	Industrial Electronics Technology	AAS
Engineering and Computing Technology	Mechanical Engineering Technology	BS
Engineering and Computing Technology	Mechanical Engineering Technology	AAS
Engineering and Computing Technology	Product Design Engineering Technology	BS
Engineering and Computing Technology	Surveying Engineering	BS
Engineering and Computing Technology	Surveying Technology	AAS

FERRIS STATE UNIVERSITY

APPROVED PROGRAM MAJORS

* exception for programs with concentration that were built as an individual degree

COLLEGE OF HEALTH PROFESSIONS

Department/School	Program	Degree
Dental Hygiene & Public Health	Dental Hygiene	AAS
Dental Hygiene & Public Health	Dental Hygiene	BS
Dental Hygiene & Public Health	Public Health	BS
Dental Hygiene & Public Health	Public Health	MPH
Diagnostic, Laboratory & Therapeutic Sciences	Diagnostic Medical Sonography	AAS
Diagnostic, Laboratory & Therapeutic Sciences	Medical Laboratory Science	BS
Diagnostic, Laboratory & Therapeutic Sciences	Medical Laboratory Technology	AAS
Diagnostic, Laboratory & Therapeutic Sciences	Molecular Diagnostics	BS
Diagnostic, Laboratory & Therapeutic Sciences	Nuclear Medicine Technology	BS
Diagnostic, Laboratory & Therapeutic Sciences	Radiography	AAS
Diagnostic, Laboratory & Therapeutic Sciences	Respiratory Care	AA
Diagnostic, Laboratory & Therapeutic Sciences	Respiratory Therapy	BS
Health Administration & Health Information	Allied Health Science	AAS
Health Administration & Health Information	Allied Health Science	BS
Health Administration & Health Information	Health Care Systems Administration	BS
Health Administration & Health Information	Health Information Management	BS
Health Administration & Health Information	Health Information Technology	AAS
Health Administration & Health Information	Healthcare Administration	MHA
Nursing	Nursing	DNP
Nursing	Nursing	MSN
Nursing	Nursing	BSN
Nursing	Nursing RN to BSN	BSN

COLLEGE OF PHARMACY

Program	Degree
Doctor of Pharmacy	Pharm.D.

COLLEGE OF PROFESSIONAL AND TECHNOLOGICAL STUDIES

Program	Degree
Community College Leadership	EDD

MICHIGAN COLLEGE OF OPTOMETRY

Program	Degree
Doctor of Optometry	OD

FERRIS STATE UNIVERSITY

APPROVED PROGRAM MAJORS

* exception for programs with concentration that were built as an individual degree

KENDALL COLLEGE OF ART AND DESIGN

Program	Degree
Architecture	MArch
Art Education	BFA
Art Education	MAE
Art History	AA
Art History	BA
Collaborative Design	BFA
Design	AFA
Design	MA
Digital Art & Design	BFA
Drawing	BFA
Fashion Studies	BFA
Fine Arts/Drawing	MFA
Fine Arts/Painting	MFA
Furniture Design	BFA
Graphic Design	BFA
Illustration	BFA
Industrial Design	BFA
Interior Design	BFA
Life Science & Pre-Medical Illustration	BFA
Metals and Jewelry Design	BFA
Painting	BFA
Photography	BFA
Printmaking	BFA
Product Design	BFA
Sculpture and Functional Art	BFA
Visual and Critical Studies	MA

FERRIS STATE UNIVERSITY

APPROVED PROGRAM MAJORS

* exception for programs with concentration that were built as an individual degree

RETENTION & STUDENT SUCCESS

Program	Degree
General Studies	AA
Honors Program Associate	AS
Honors Program Bachelor	BS

TOTAL DEGREE PROGRAMS OFFERED

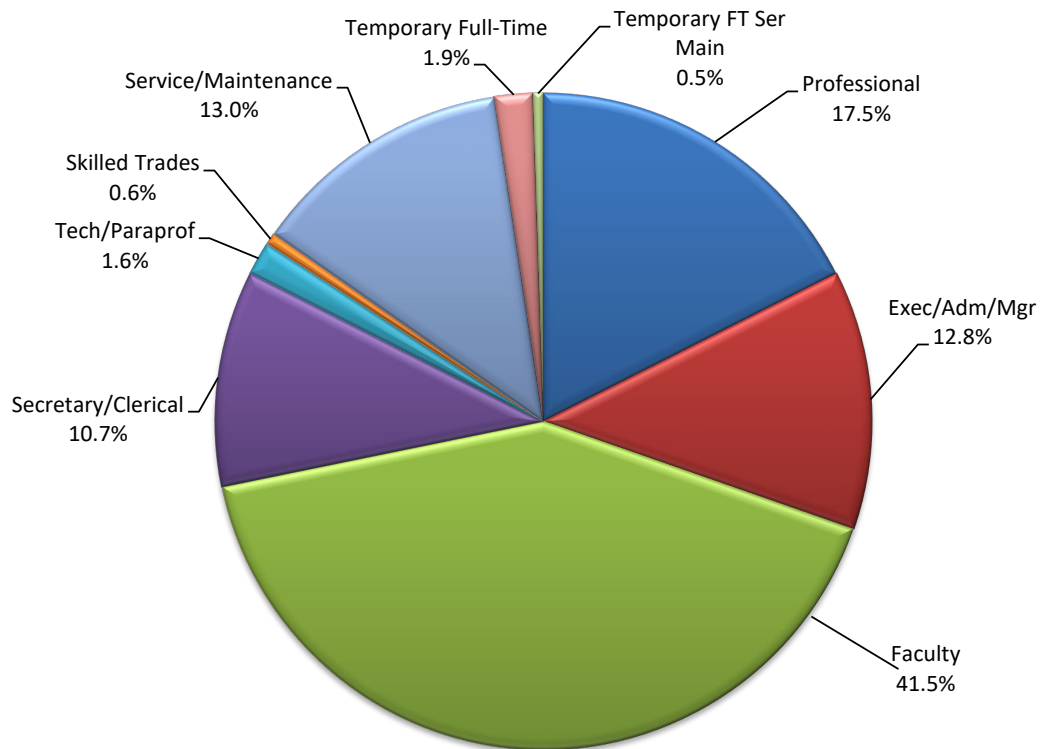
Certificate's	Associate's	Bachelor's	Master's	Doctorial
82	46	123	19	4

Source: Academic Affairs & Kendall College of Art & Design

FACULTY & STAFF

UNIVERSITY STAFF BY JOB CATEGORY AND GENDER FALL 2021

FULL-TIME

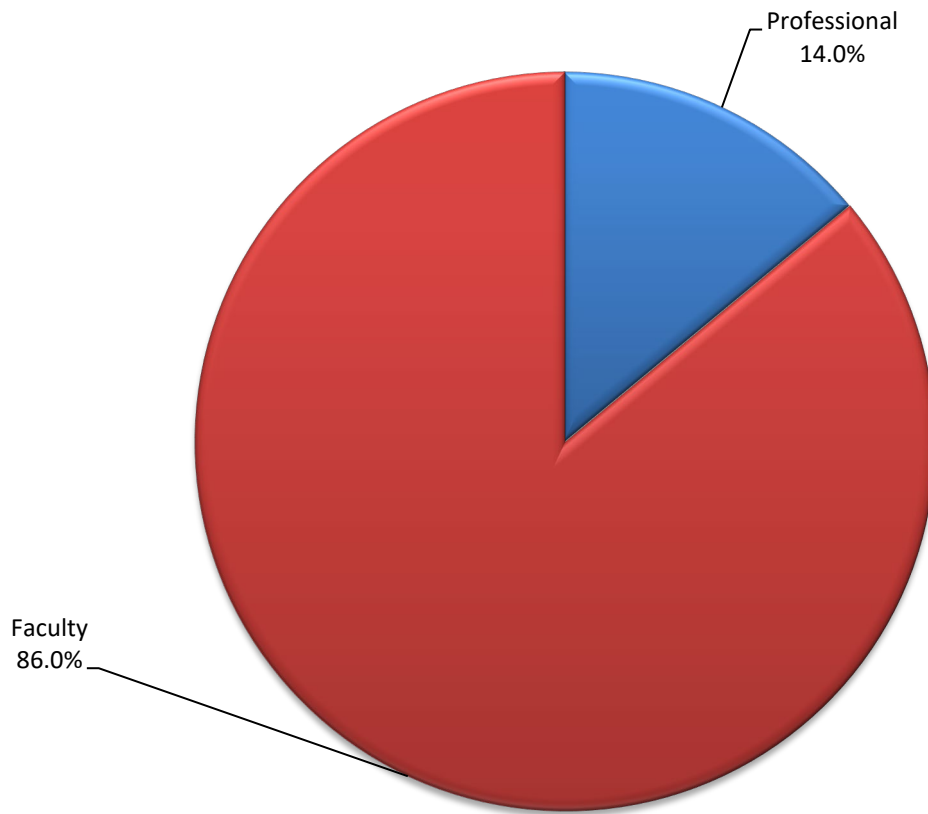


<u>JOB CATEGORY</u>	<u>MALE NUMBER</u>	<u>PERCENT</u>	<u>FEMALE NUMBER</u>	<u>PERCENT</u>	<u>TOTAL NUMBER</u>	<u>PERCENT</u>
Professional	89	41.6%	125	58.4%	214	17.5%
Exec/Adm/Mgr	69	44.2%	87	55.8%	156	12.8%
Faculty	262	51.8%	244	48.2%	506	41.5%
Secretary/Clerical	13	10.0%	117	90.0%	130	10.7%
Tech/Paraprof	11	55.0%	9	45.0%	20	1.6%
Skilled Trades	7	100.0%	0	0.0%	7	0.6%
Service/Maintenance	100	63.3%	58	36.7%	158	13.0%
Temporary Full-Time	7	30.4%	16	69.6%	23	1.9%
Temporary FT Ser Main	3	50.0%	3	50.0%	6	0.5%
TOTAL	561	46.0%	659	54.0%	1,220	100.0%

Source: Office of Human Resource Development

UNIVERSITY STAFF BY JOB CATEGORY AND GENDER FALL 2021

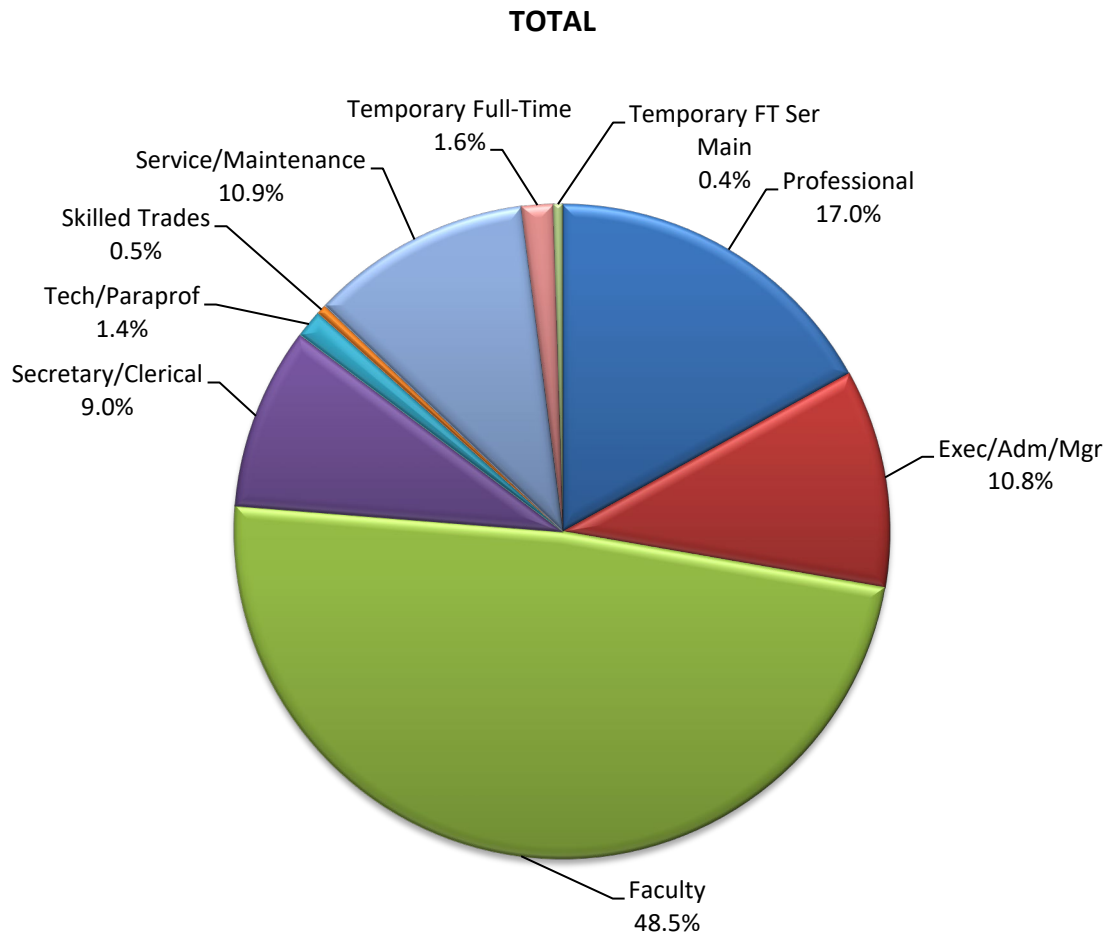
PART-TIME



<u>JOB CATEGORY</u>	<u>MALE NUMBER</u>	<u>PERCENT</u>	<u>FEMALE NUMBER</u>	<u>PERCENT</u>	<u>TOTAL NUMBER</u>	<u>PERCENT</u>
Professional	12	37.5%	20	62.5%	32	14.0%
Faculty	106	53.8%	91	46.2%	197	86.0%
TOTAL	118	51.5%	111	48.5%	229	100.0%

Source: Office of Human Resource Development

UNIVERSITY STAFF BY JOB CATEGORY AND GENDER FALL 2021



<u>JOB CATEGORY</u>	<u>MALE NUMBER</u>	<u>PERCENT</u>	<u>FEMALE NUMBER</u>	<u>PERCENT</u>	<u>TOTAL NUMBER</u>	<u>PERCENT</u>
Professional	101	41.1%	145	58.9%	246	17.0%
Exec/Adm/Mgr	69	44.2%	87	55.8%	156	10.8%
Faculty	368	52.3%	335	47.7%	703	48.5%
Secretary/Clerical	13	10.0%	117	90.0%	130	9.0%
Tech/Paraprof	11	55.0%	9	45.0%	20	1.4%
Skilled Trades	7	100.0%	0	0.0%	7	0.5%
Service/Maintenance	100	63.3%	58	36.7%	158	10.9%
Temporary Full-Time	7	30.4%	16	69.6%	23	1.6%
Temporary FT Ser Main	3	50.0%	3	50.0%	6	0.4%
TOTAL	679	46.9%	770	53.1%	1,449	100.0%

Source: Office of Human Resource Development

FALL FACULTY AND STAFF BY RACE/ETHNICITY AND GENDER

FULL-TIME & PART-TIME EMPLOYEES - 11/1/2021

	<u>FEMALE</u>	<u>MALE</u>	<u>TOTAL</u>
AMERICAN INDIAN OR ALASKAN NATIVE	2	2	4
ASIAN	16	14	30
BLACK OR AFRICAN AMERICAN	19	18	37
HISPANIC OR LATINO	15	12	27
INTERNATIONAL	4	7	11
NATIVE HAWAIIAN OR PACIFIC ISLANDER	2	1	3
TWO OR MORE RACES	4	12	16
WHITE	707	611	1,318
UNREPORTED	1	2	3
TOTAL	770	679	1,449

The following definitions are used in determining racial/ethnic designations:

American Indian or Alaskan Native:

A person having origins in any of the original peoples of North and South America (including Central America), and who maintains cultural identification through tribal affiliation or community attachment.

Asian:

A person having origins in any of the original peoples of the Far East, Southeast Asia, or the Indian Subcontinent including, for example, Cambodia, China, India, Japan, Korea, Malaysia, Pakistan, the Philippine Islands, Thailand, and Vietnam.

Black or African American:

A person having origins in any of the black racial groups of Africa.

Hispanic or Latino:

A person of Cuban, Mexican, Puerto Rican, Central or South American, or other Spanish culture or origin, regardless of race.

International:

A person who is not a citizen of the United States, and who is in this country on a temporary basis and does not have a right to remain indefinitely. (Prior to 2015, International Counts were reflected in the actual race/ethnicity, to keep consistent with State/Federal reporting the counts are now reflected in "International").

Native Hawaiian or Pacific Islander:

A person having origins in any of the original peoples of Hawaii, Guam, Samoa, or other Pacific Island.

White:

A person having origins in any of the original peoples of Europe, the Middle East, or North Africa.

Source: Office of Human Resource Development

FALL STUDENT EMPLOYEE BY RACE/ETHNICITY AND GENDER

PART-TIME STUDENT EMPLOYEES - 11/1/2021

	<u>FEMALE</u>	<u>MALE</u>	<u>TOTAL</u>
AMERICAN INDIAN OR ALASKAN NATIVE	1	1	2
ASIAN	17	10	27
BLACK OR AFRICAN AMERICAN	94	37	131
HISPANIC OR LATINO	53	36	89
INTERNATIONAL	1	3	4
NATIVE HAWAIIAN OR PACIFIC ISLANDER	0	0	0
TWO OR MORE RACES	42	14	56
WHITE	550	402	952
UNREPORTED	20	11	31
TOTAL	778	514	1,292

The following definitions are used in determining racial/ethnic designations:

American Indian or Alaskan Native:

A person having origins in any of the original peoples of North and South America (including Central America), and who maintains cultural identification through tribal affiliation or community attachment.

Asian:

A person having origins in any of the original peoples of the Far East, Southeast Asia, or the Indian Subcontinent including, for example, Cambodia, China, India, Japan, Korea, Malaysia, Pakistan, the Philippine Islands, Thailand, and Vietnam.

Black or African American:

A person having origins in any of the black racial groups of Africa.

Hispanic or Latino:

A person of Cuban, Mexican, Puerto Rican, Central or South American, or other Spanish culture or origin, regardless of race.

International:

A person who is not a citizen of the United States, and who is in this country on a temporary basis and does not have a right to remain indefinitely. (Prior to 2015, International Counts were reflected in the actual race/ethnicity, to keep consistent with State/Federal reporting the counts are now reflected in "International").

Native Hawaiian or Pacific Islander:

A person having origins in any of the original peoples of Hawaii, Guam, Samoa, or other Pacific Island.

White:

A person having origins in any of the original peoples of Europe, the Middle East, or North Africa.

Source: Office of Student Employment

DISTINGUISHED TEACHER AWARD

The Ferris State University Academic Senate oversees the selection of the Distinguished Teacher Awards. Teachers receiving this award have been nominated by their peers based on the following criteria: teaching excellence; participation in professional development activities; interest in students outside the classroom/laboratory; and exhibiting distinction as a member of the university community.

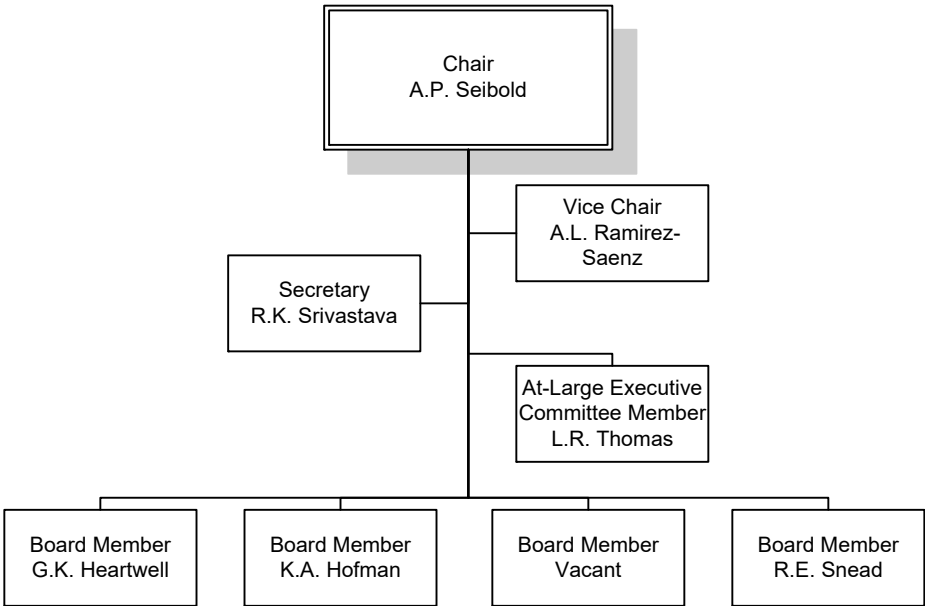
YEAR	RECIPIENT	COLLEGE	YEAR	RECIPIENT	COLLEGE
1975	Everett J. Nienhouse	Arts & Sciences	1996	Caroline Stern	Arts & Sciences
1976	Barbara Sengelaub	Allied Health	1997	J. Randall Vance	Optometry
1977	Max T. Yeley	Technology	1998	Walt Hoeksema	Arts & Sciences
1978	Richard L. Shaw	Technology	1998	Mitchell LeClaire	Technology
1979	Joseph J. Mitala	Pharmacy	1999	Maryanne Heidemann	Arts & Sciences
1980	Sidney P. Sytsma	Business	1999	James (Ted) Walker	Arts & Sciences
1981	Richard A. Santer	Arts & Sciences	2000	Daniel E. Noren	Arts & Sciences
1982	Michael D. Ells	Allied Health	2000	Richard J. Pisacreta	Arts & Sciences
1982	Neill H. Nutter	Arts & Sciences	2001	Abdollah Ferdowsi	Business
1983	Herbert L. Carson	Arts & Sciences	2001	J. Randall Groves	Arts & Sciences
1984	Robert E. Friar	Arts & Sciences	2002	Sheila Squicciarini	Allied Health Sciences
1984	Newell H. Johnson	Technology	2003	David Aiken	Arts & Sciences
1985	Julia H. Bonkowski	Allied Health	2003	David Hanna	Technology
1985	James P. Lehnert	Arts & Sciences	2003	Phillip Middleton	Arts & Sciences
1986	Ada Lou Carson	Arts & Sciences	2004	David Pilgrim	Arts & Sciences
1987	Michael C. Cooper	Business	2005	Robert McCullough	Arts & Sciences
1987	Rose Ann Swartz	Business	2005	Fred Heck	Arts & Sciences
1988	Robert C. Ferguson	Arts & Sciences	2006	Pasquale Di Raddo	Arts & Sciences
1988	Garth S. McHattie	Education	2007	Mary Murnik	Arts & Sciences
1989	Mark A. Curtis	Technology	2008	Khagendra Thapa	Technology
1989	James D. Maas	Business	2009	Daniel Adsmond	Arts & Sciences
1990	Marilyn Keigley	Business	2010	Richard Goosen	Engineering Technology
1990	Christine Towner	Allied Health	2011	Greg Gogolin	Business
1991	Roxanne M. Cullen	Arts & Sciences	2012	Clifton V. Franklund	Arts & Sciences
1991	Gary C. Horn	Arts & Sciences	2013	Avesh Raghunandan	Optometry
1992	Bruce L. Beetley	Arts & Sciences	2014	Gary Huey	Arts & Sciences
1992	John H. Landis	Allied Health Sciences	2014	Jennifer Johnson	Arts & Sciences
1993	Doug Fonner	Arts & Sciences	2015	Not Awarded	
1993	Terry Nerbonne	Education	2016	Sharon Colley	Health Professions
1994	Fred Lovgren	Business	2017	John Scott Gray	Arts & Sciences
1994	Edward Stuart	Technology	2018	Deborah Rockman	Kendall
1995	Maude Bigford	Arts & Sciences	2019	Tracy Busch	Arts & Sciences
1995	Judy Schottle	Allied Health Sciences	2020	Lori A. Faulkner	Kendall
1996	Michael Keating	Optometry	2021	Patrick Bishop	Business

Source: Academic Senate

ORGANIZATIONAL CHARTS

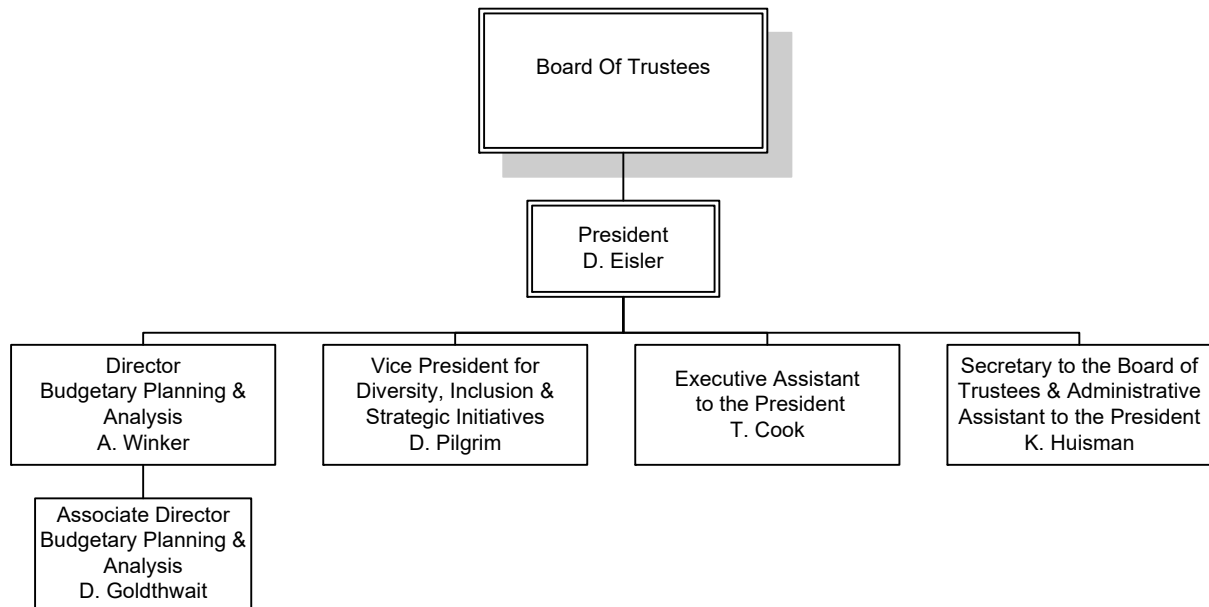
FERRIS STATE UNIVERSITY

BOARD OF TRUSTEES



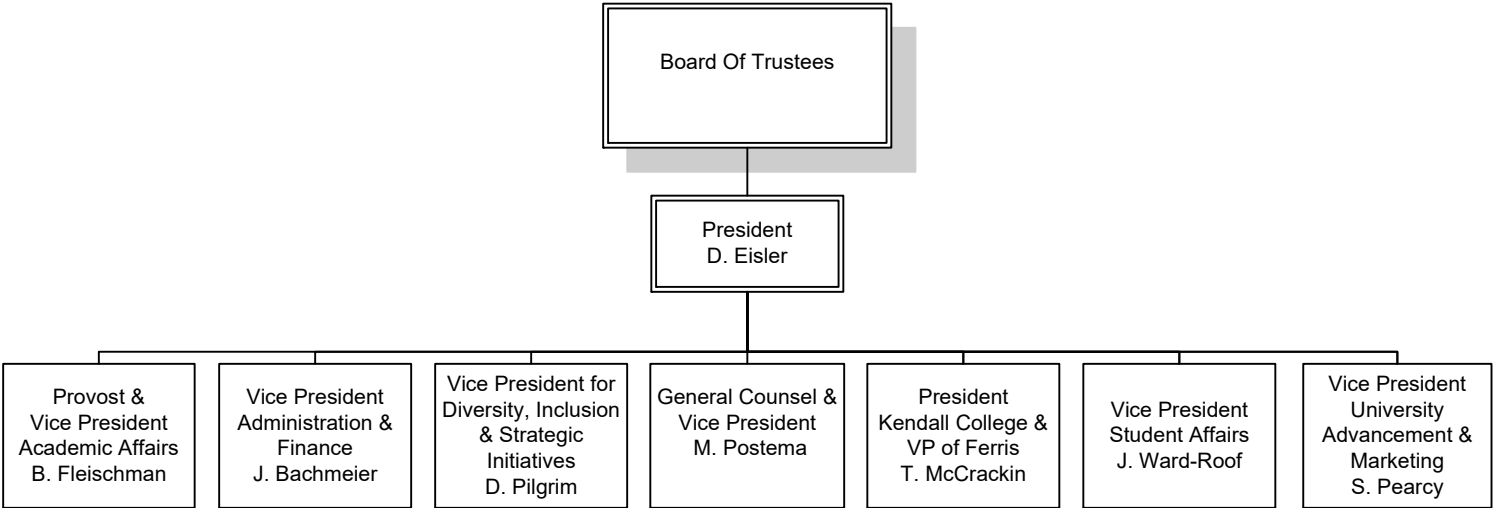
FERRIS STATE UNIVERSITY

EXECUTIVE DIVISION



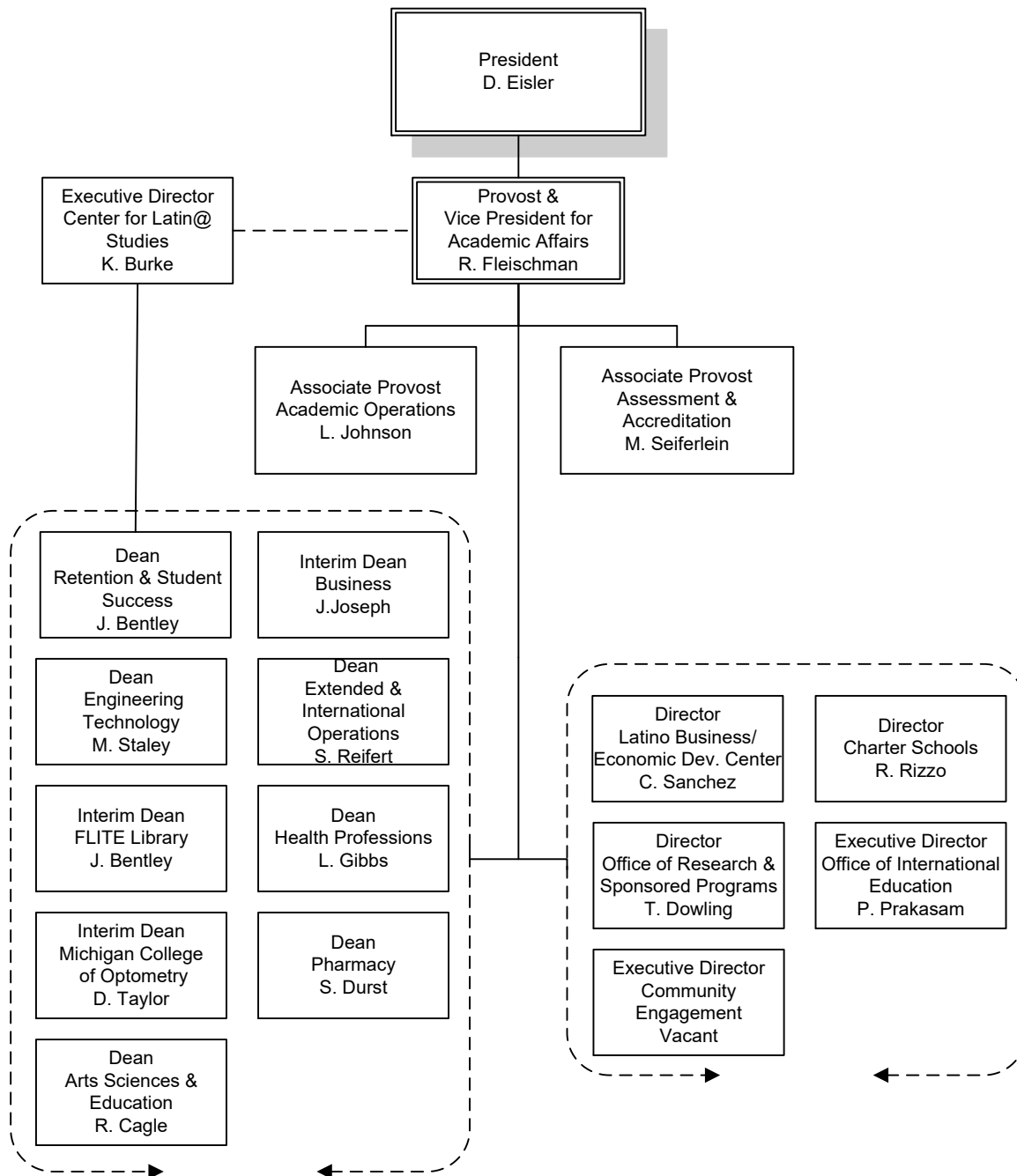
FERRIS STATE UNIVERSITY

PRESIDENT’S COUNCIL



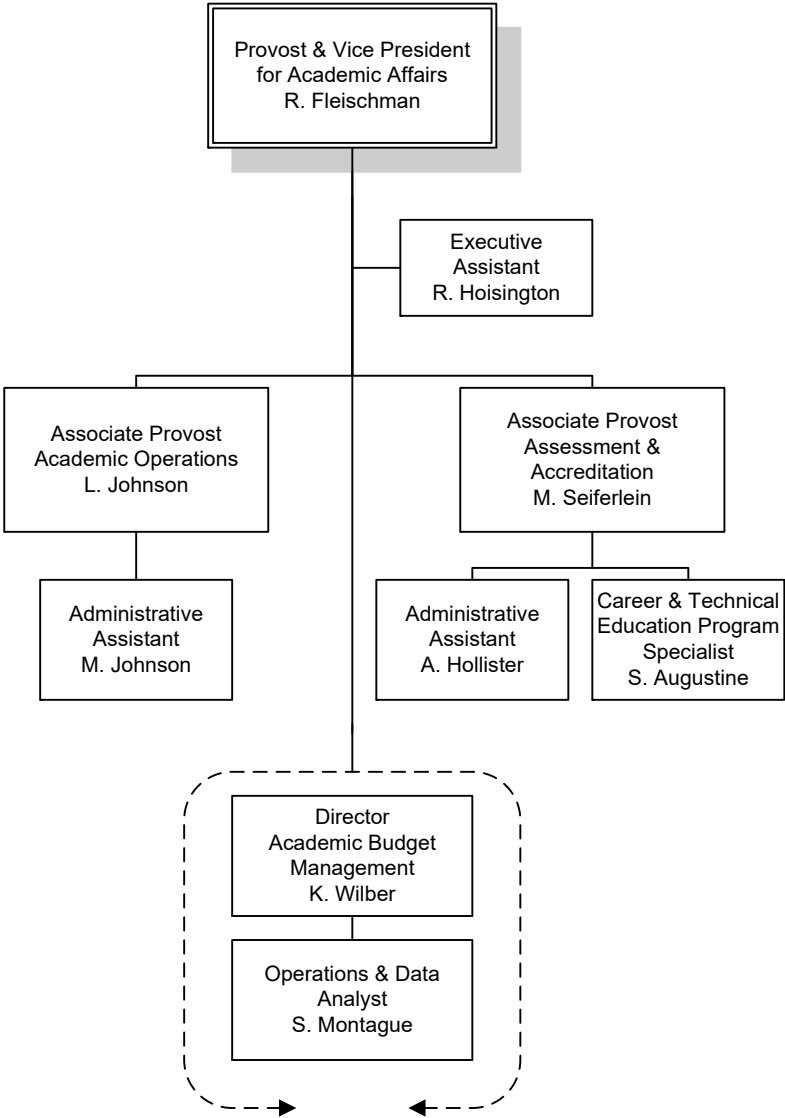
FERRIS STATE UNIVERSITY

ACADEMIC AFFAIRS DIVISION



FERRIS STATE UNIVERSITY
ACADEMIC AFFAIRS DIVISION

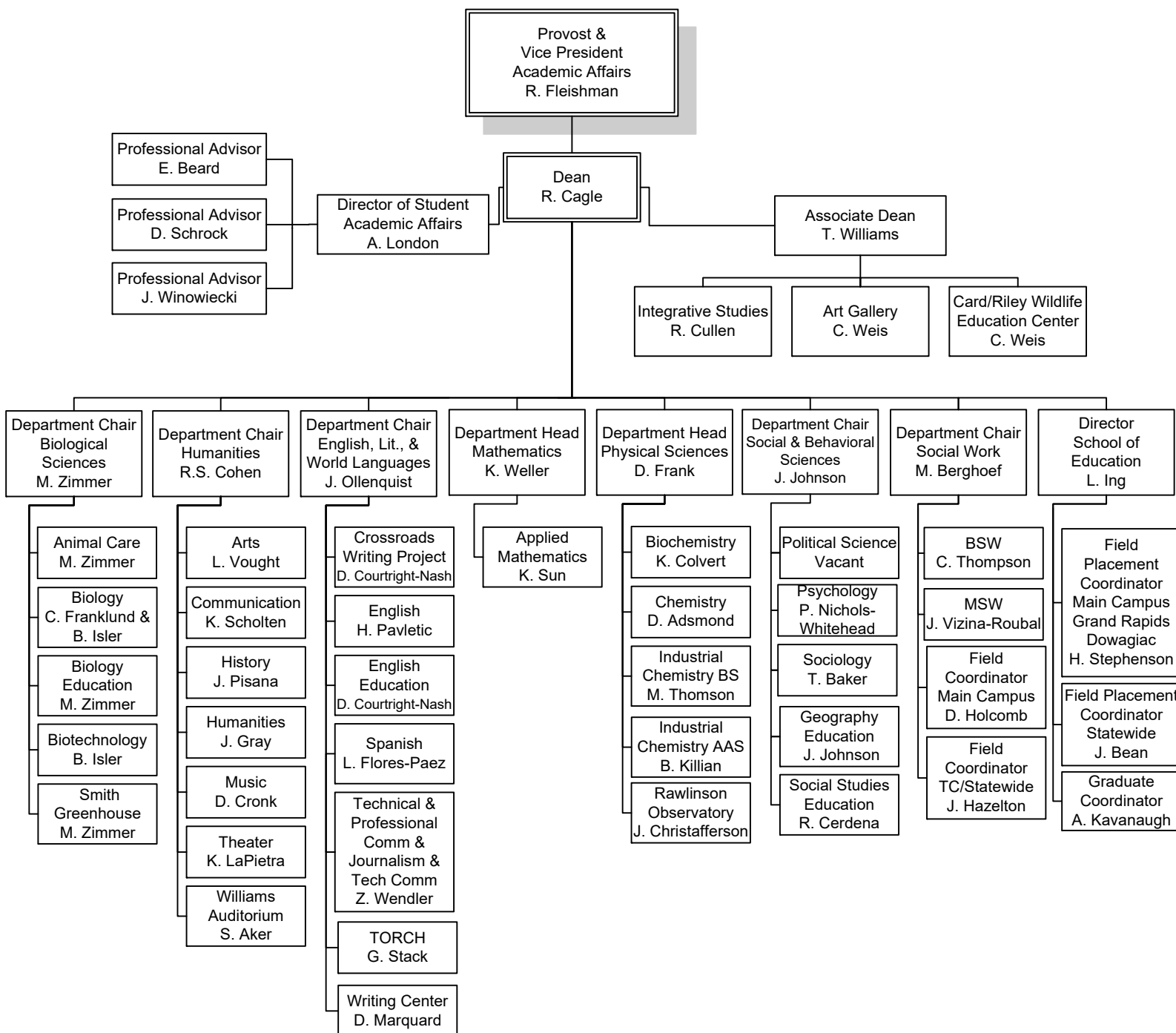
OFFICE OF ACADEMIC AFFAIRS



FERRIS STATE UNIVERSITY

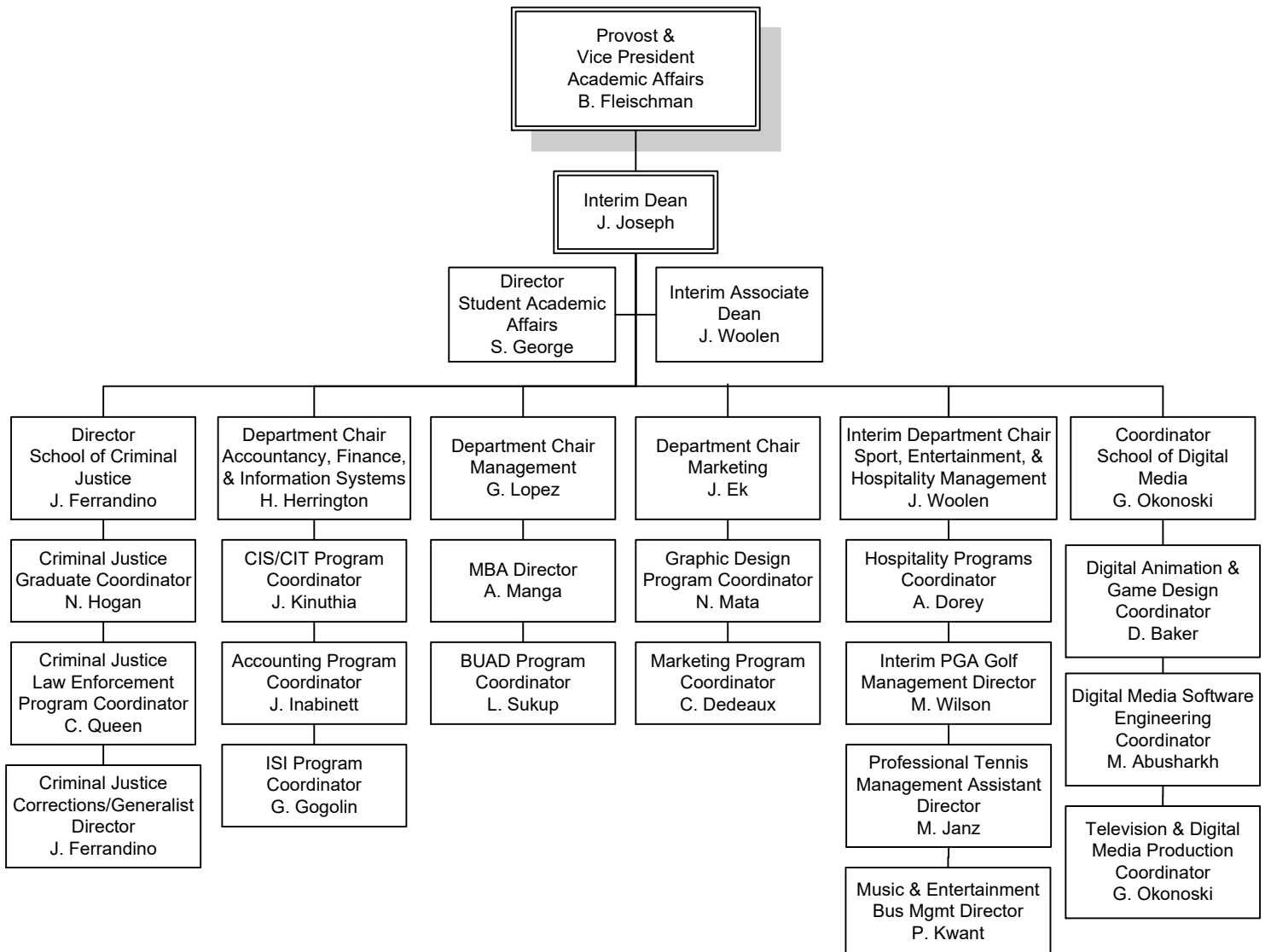
ACADEMIC AFFAIRS DIVISION

COLLEGE OF ARTS, SCIENCES and EDUCATION



FERRIS STATE UNIVERSITY
ACADEMIC AFFAIRS DIVISION

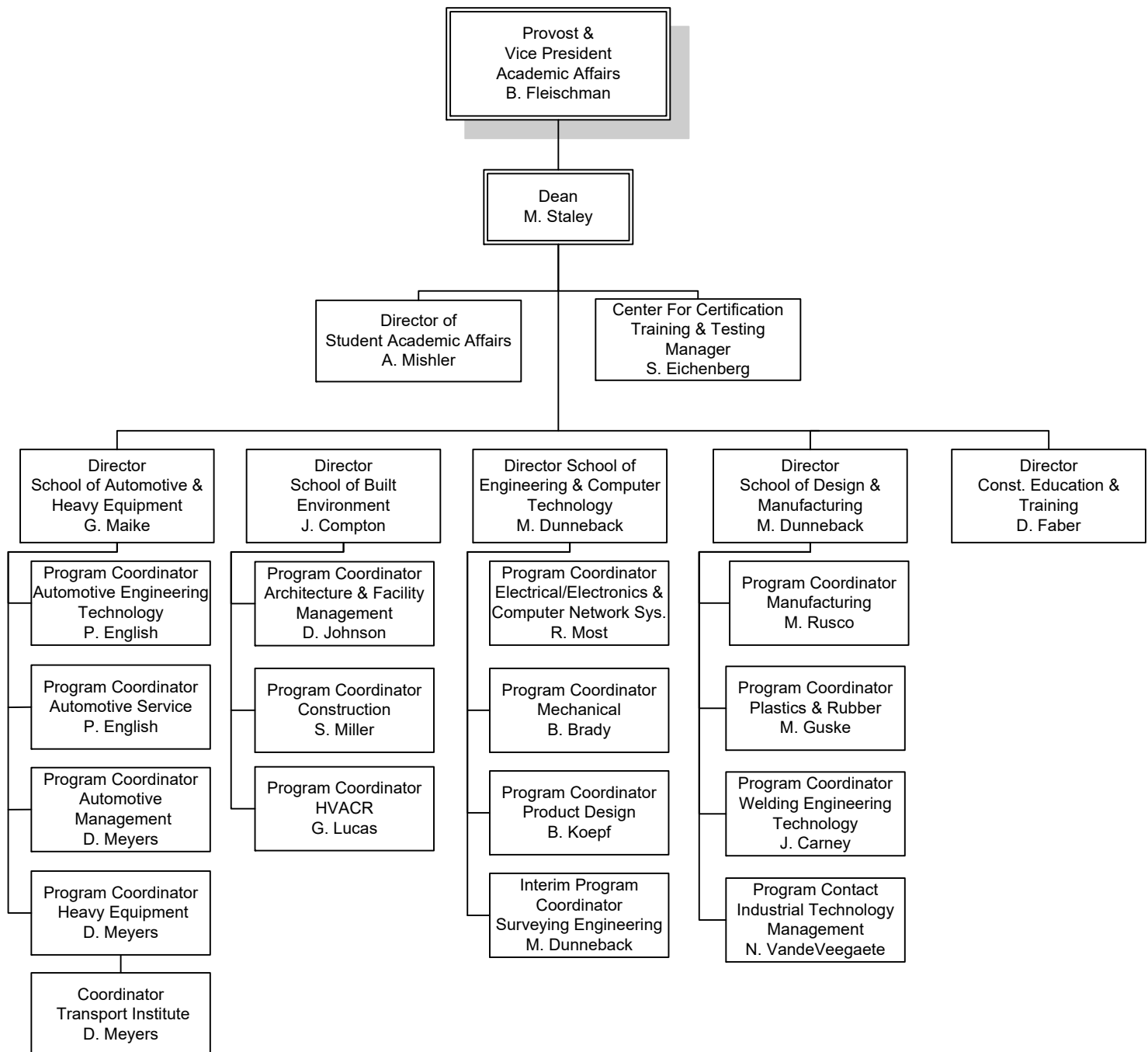
COLLEGE OF BUSINESS



FERRIS STATE UNIVERSITY

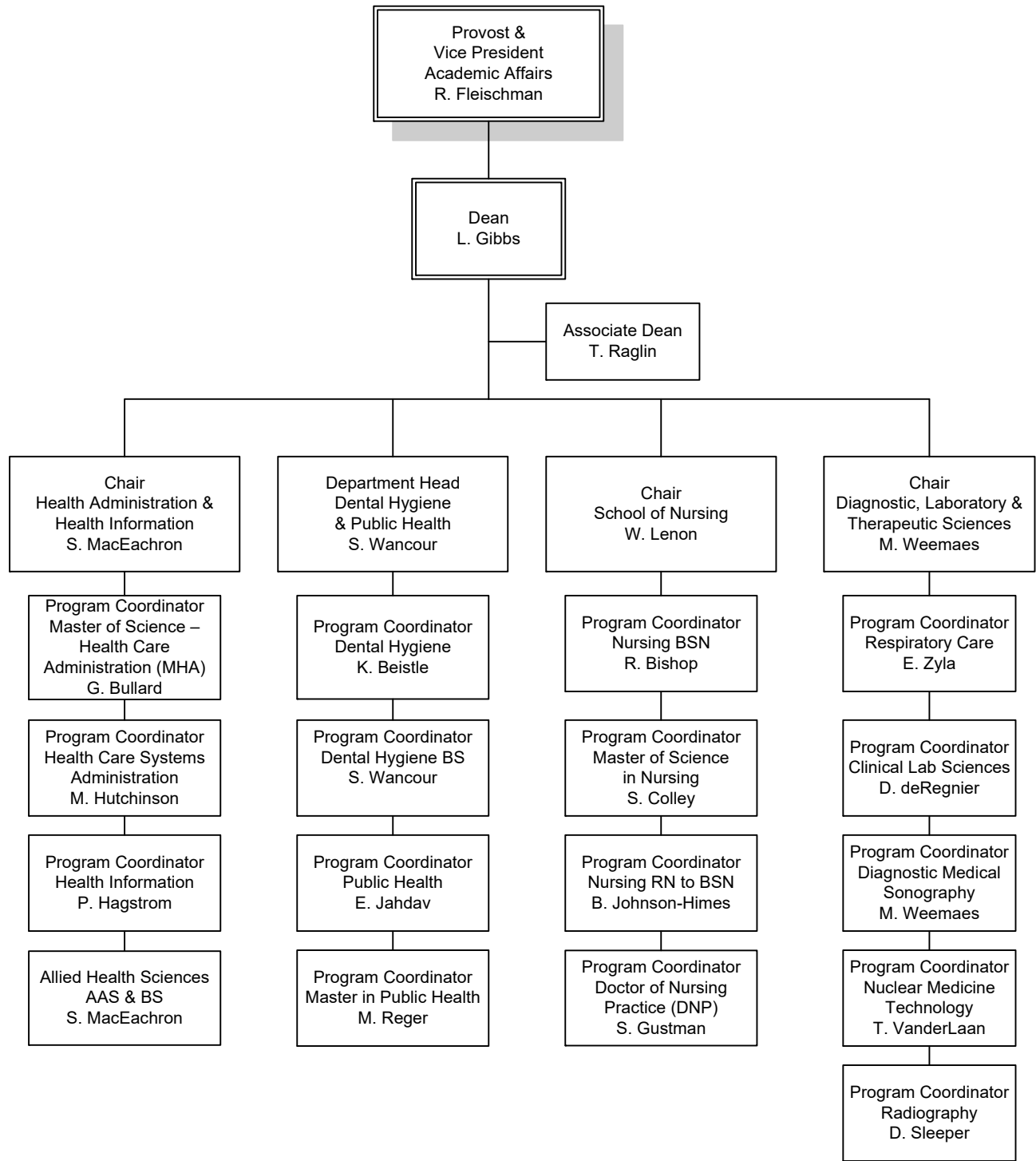
ACADEMIC AFFAIRS DIVISION

COLLEGE OF ENGINEERING TECHNOLOGY



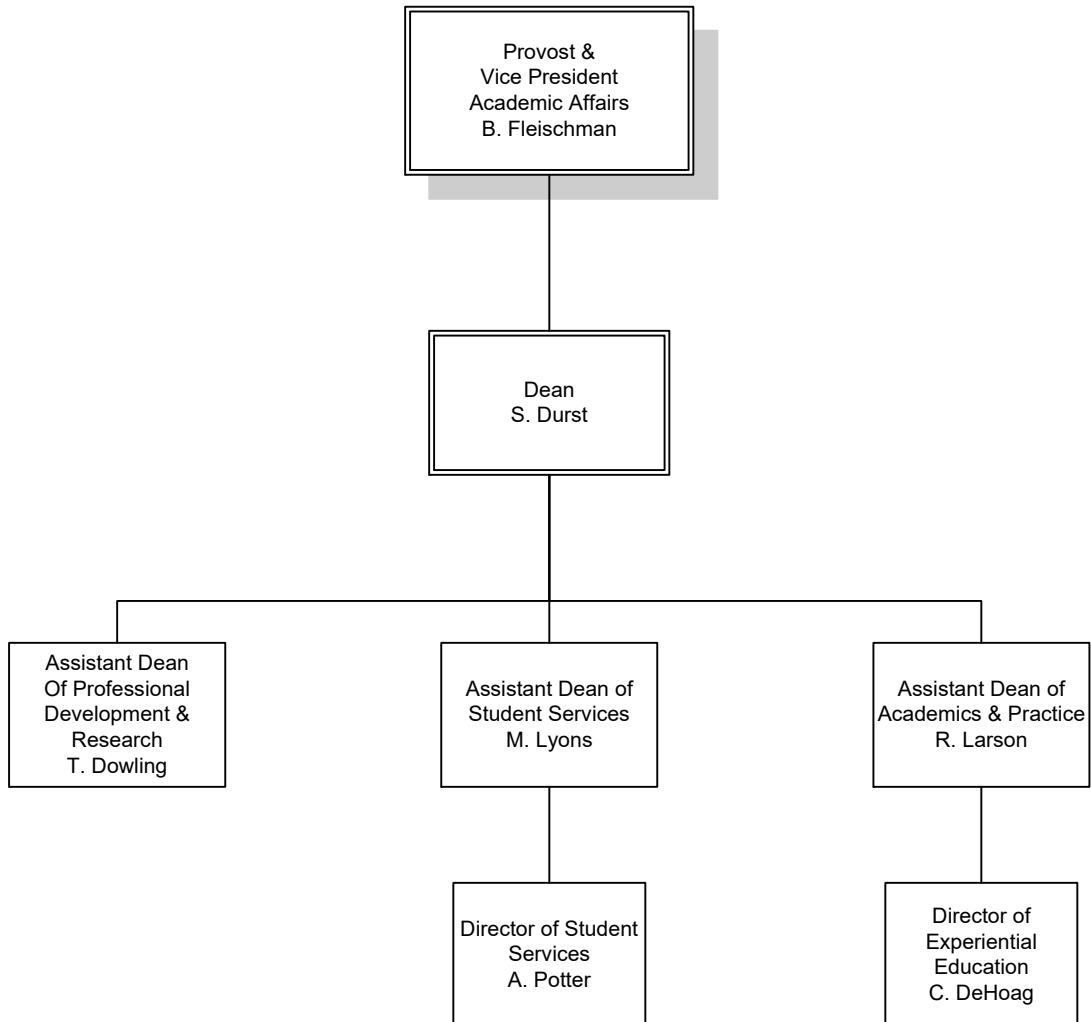
FERRIS STATE UNIVERSITY
ACADEMIC AFFAIRS DIVISION

COLLEGE OF HEALTH PROFESSIONS



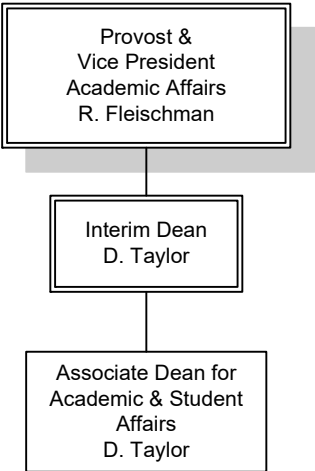
FERRIS STATE UNIVERSITY
ACADEMIC AFFAIRS DIVISION

COLLEGE OF PHARMACY



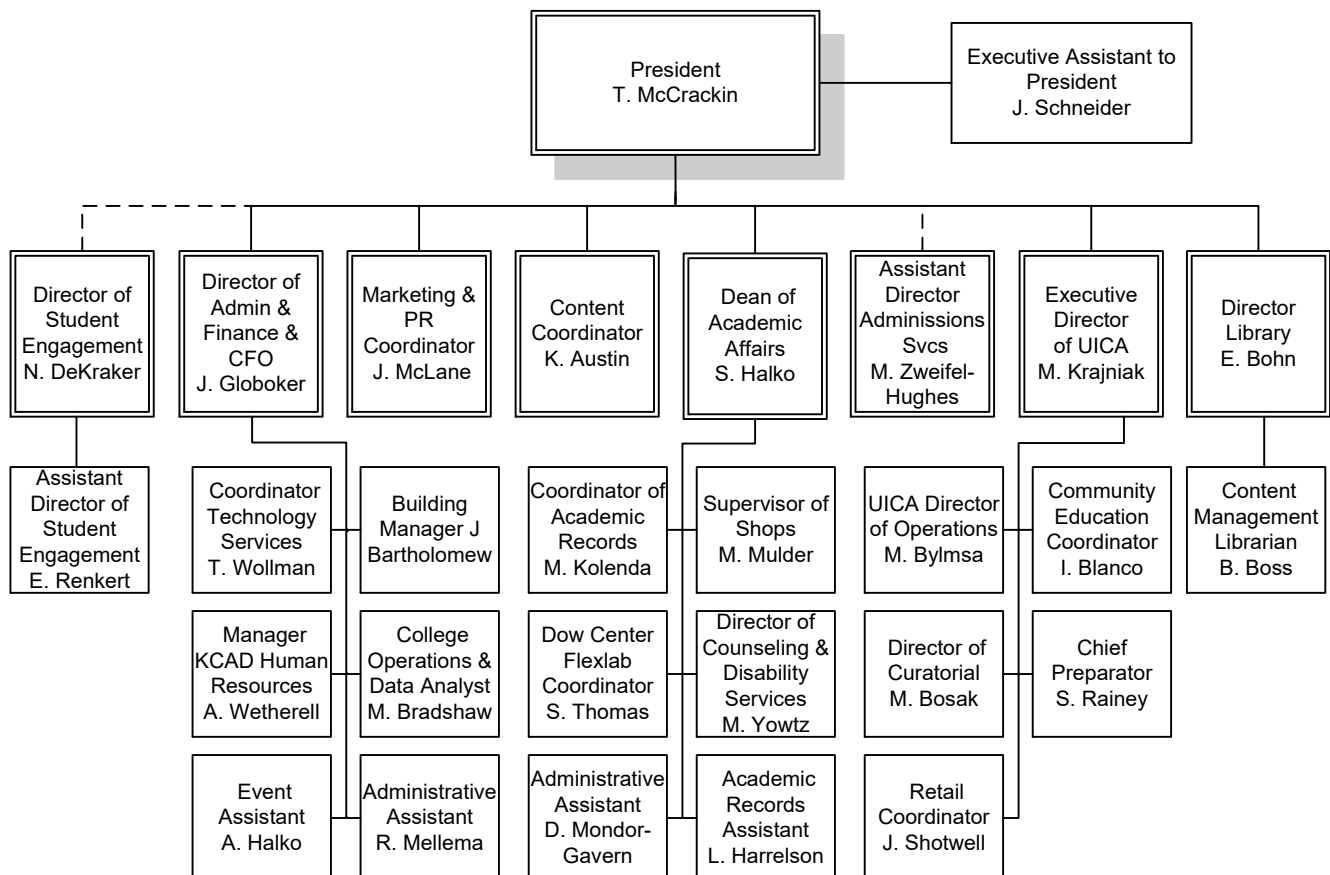
FERRIS STATE UNIVERSITY
ACADEMIC AFFAIRS DIVISION

MICHIGAN COLLEGE OF OPTOMETRY AT FERRIS STATE UNIVERSITY



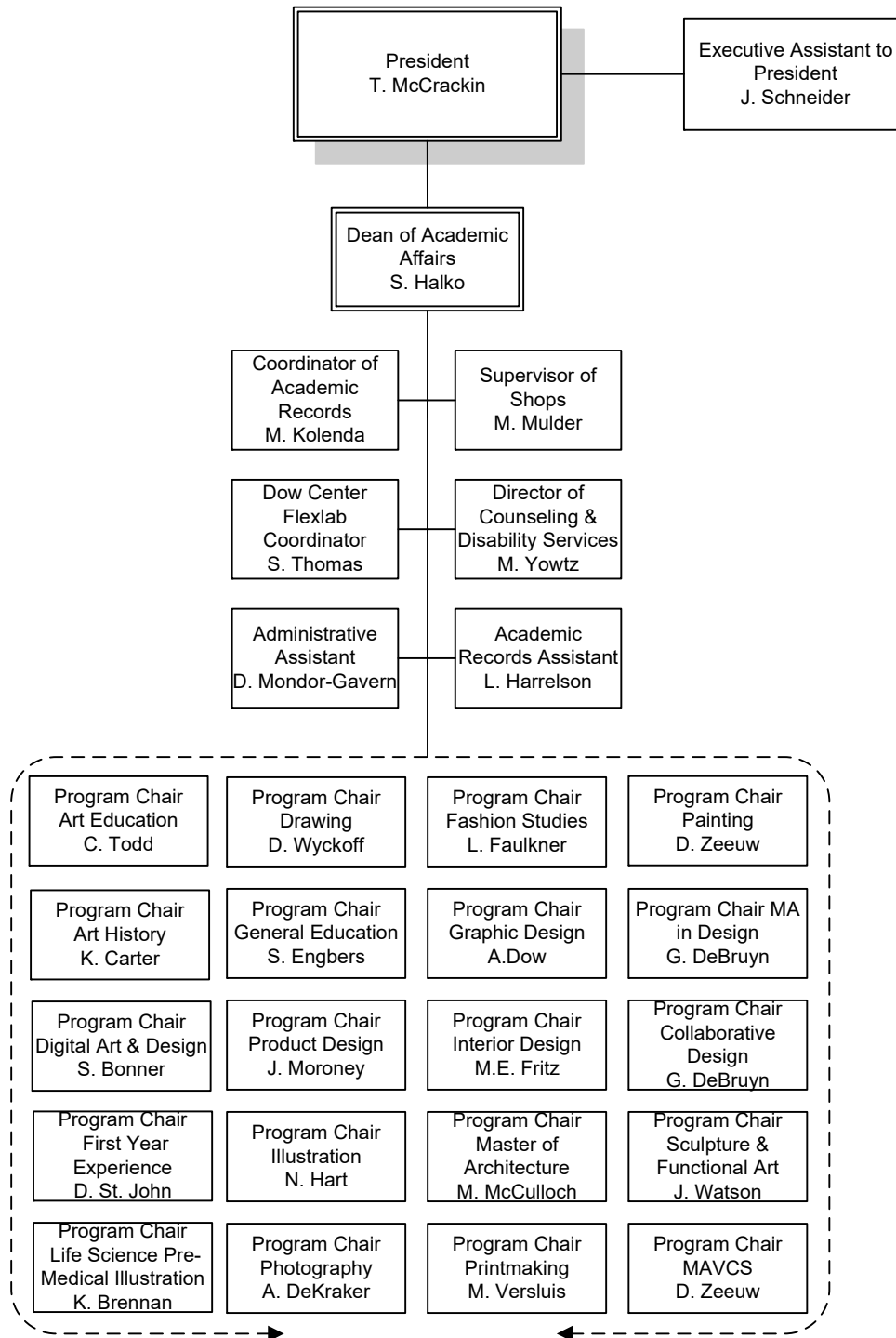
FERRIS STATE UNIVERSITY

KENDALL COLLEGE OF ART & DESIGN



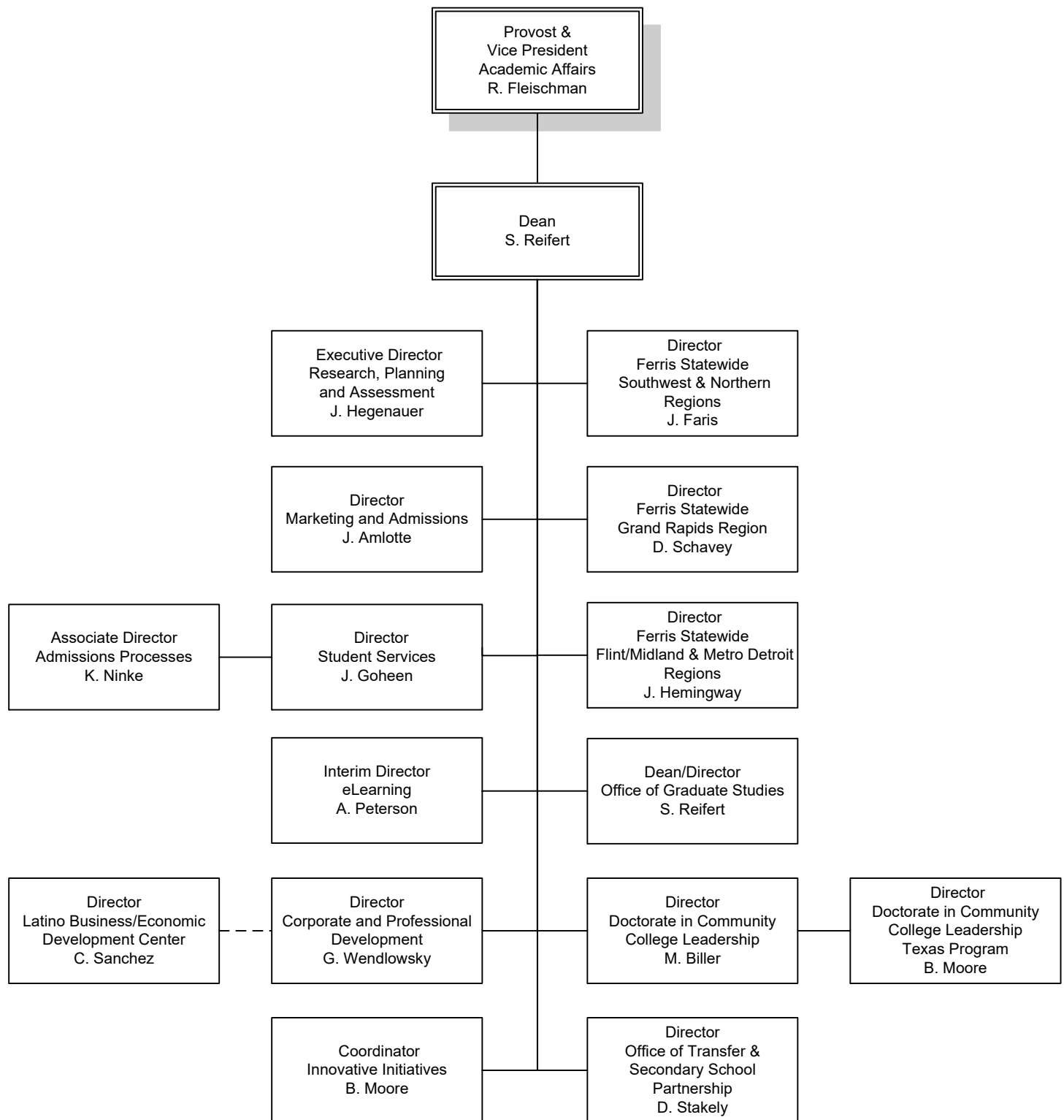
FERRIS STATE UNIVERSITY
KENDALL COLLEGE OF ART & DESIGN

ACADEMIC AFFAIRS



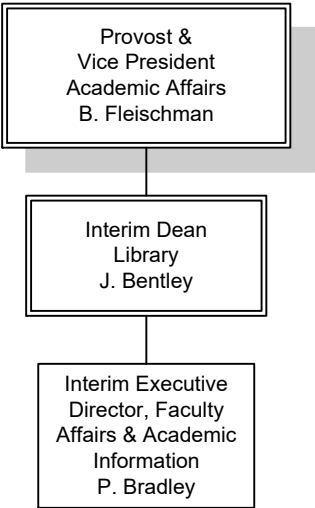
FERRIS STATE UNIVERSITY
ACADEMIC AFFAIRS DIVISION

EXTENDED & INTERNATIONAL OPERATIONS



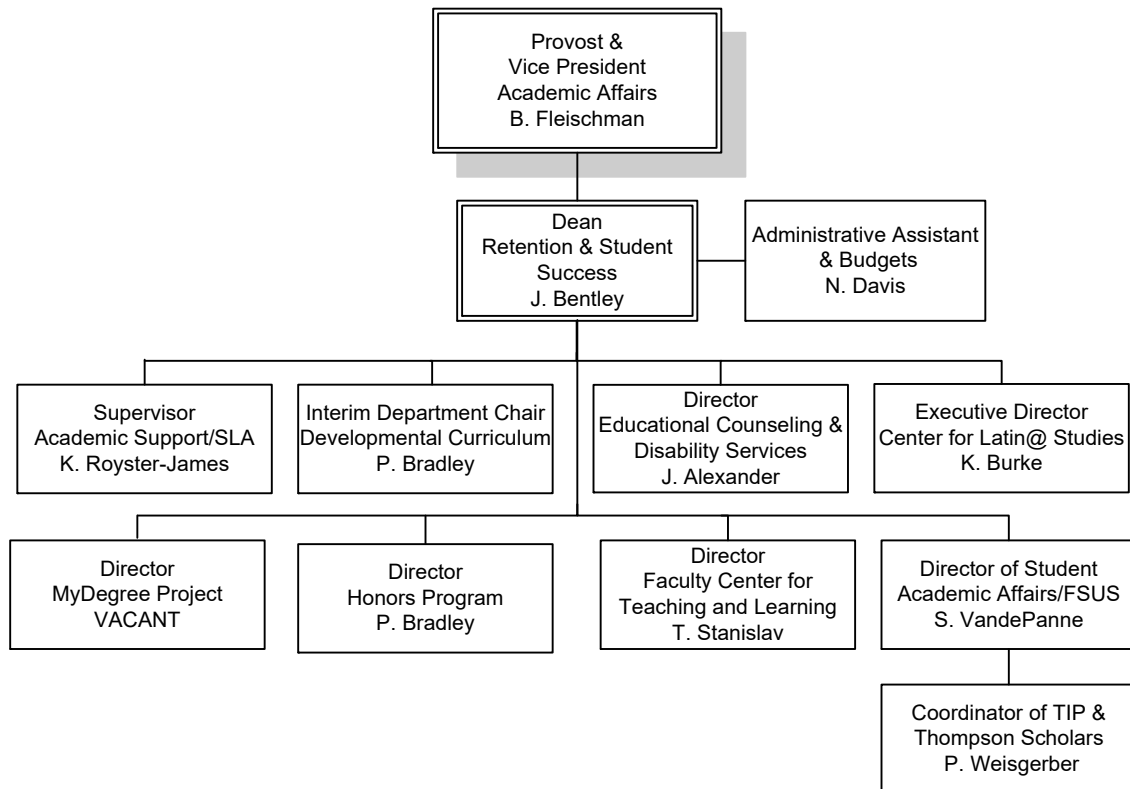
FERRIS STATE UNIVERSITY
ACADEMIC AFFAIRS DIVISION

LIBRARY



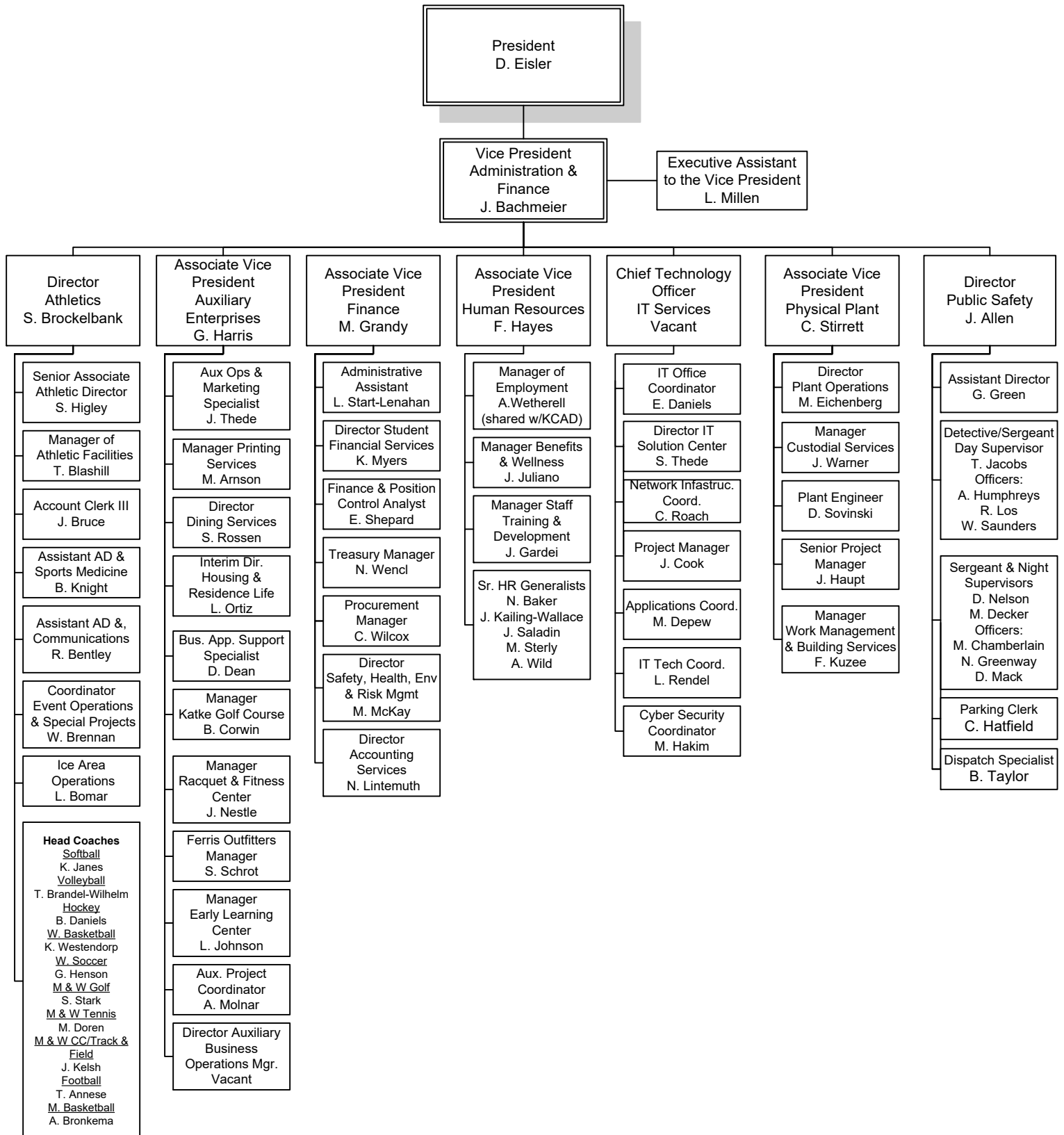
FERRIS STATE UNIVERSITY
ACADEMIC AFFAIRS DIVISION

RETENTION & STUDENT SUCCESS



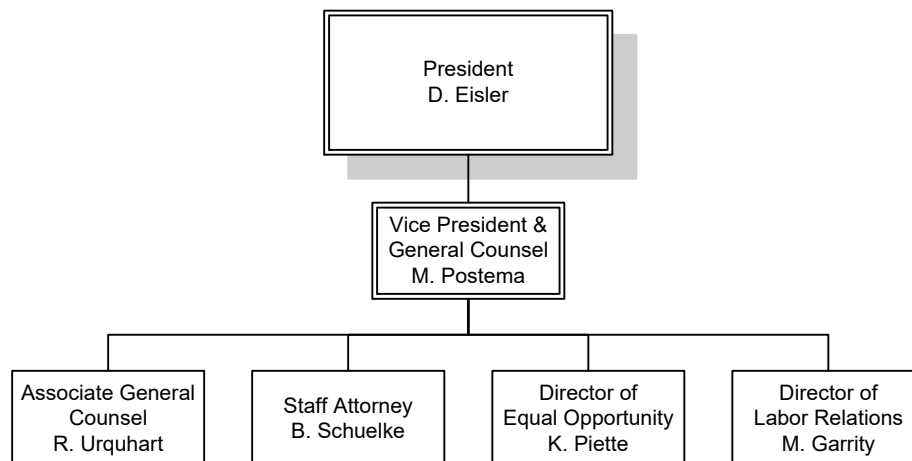
FERRIS STATE UNIVERSITY

ADMINISTRATION & FINANCE DIVISION

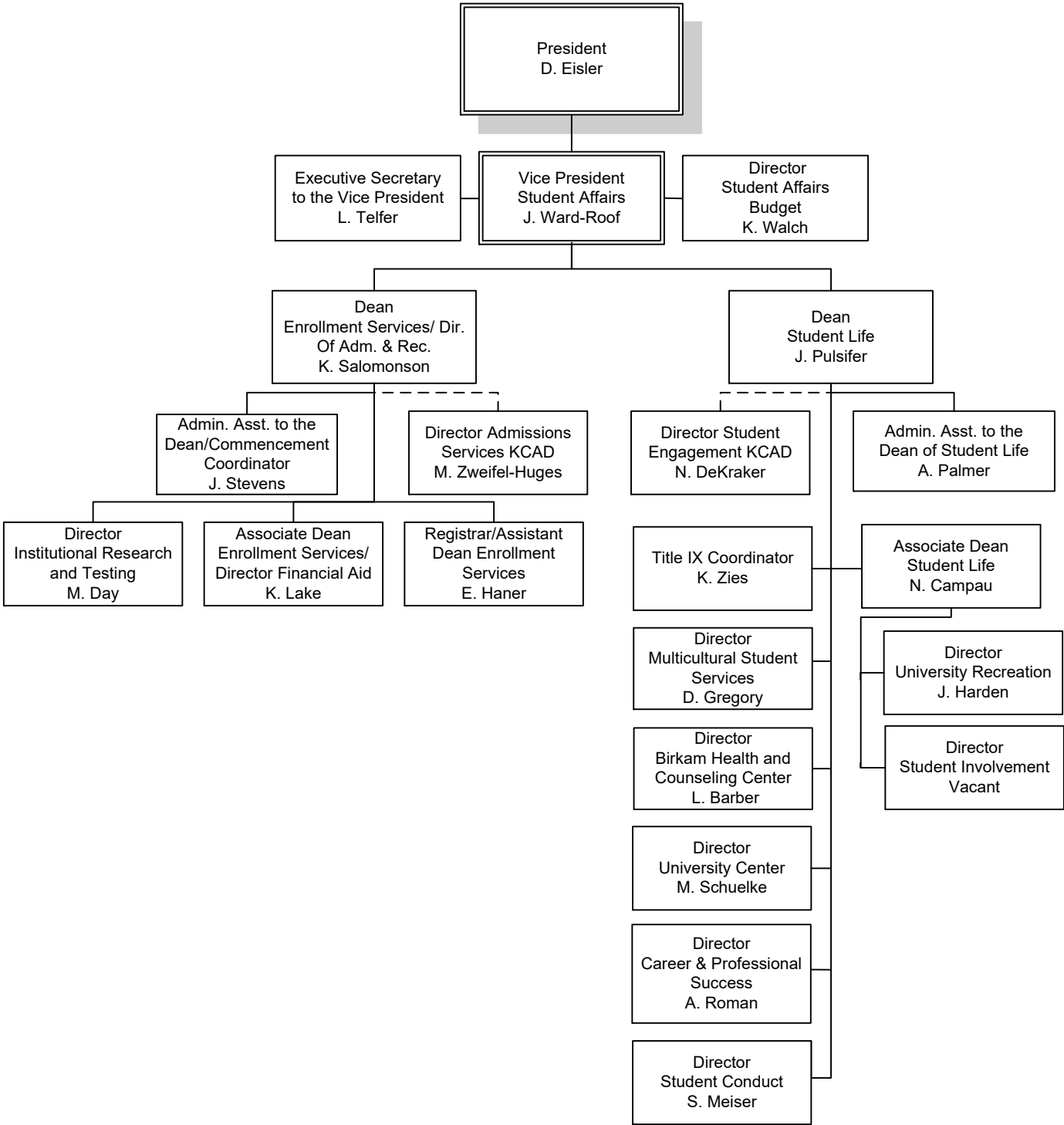


FERRIS STATE UNIVERSITY

OFFICE OF THE VICE PRESIDENT & GENERAL COUNSEL

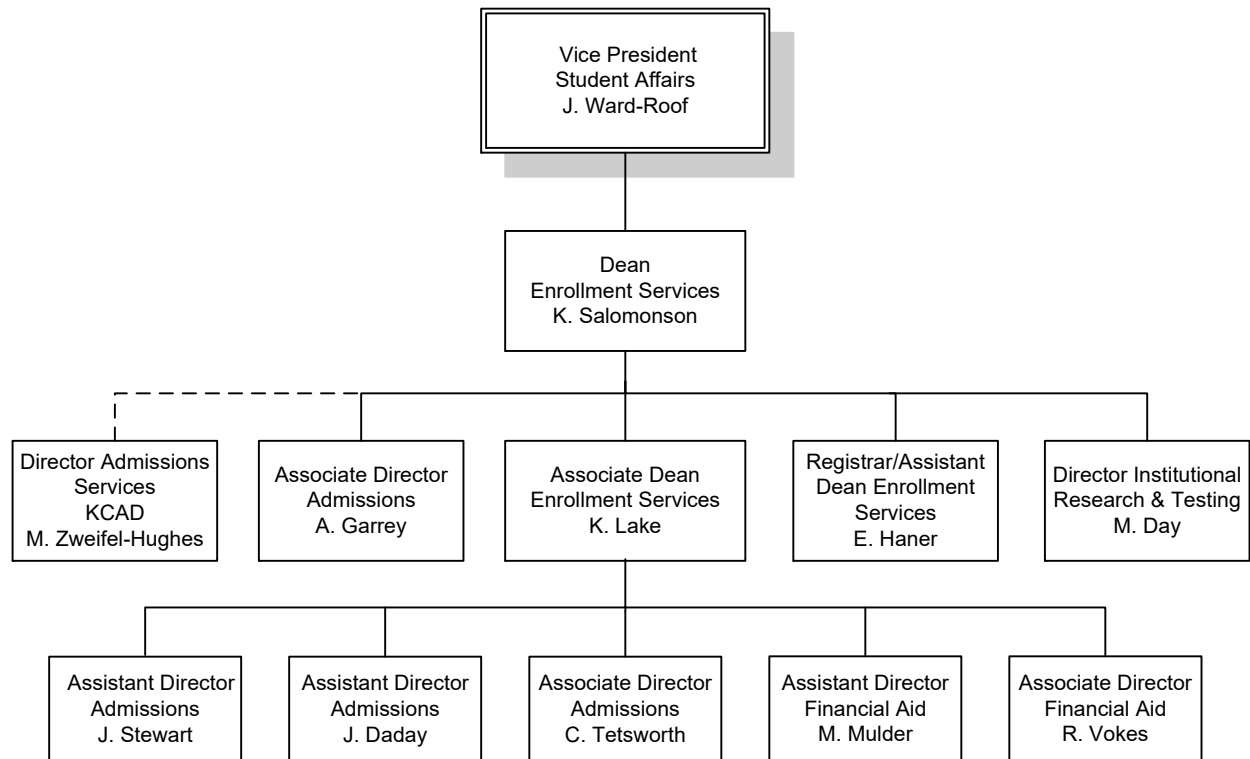


FERRIS STATE UNIVERSITY
STUDENT AFFAIRS DIVISION



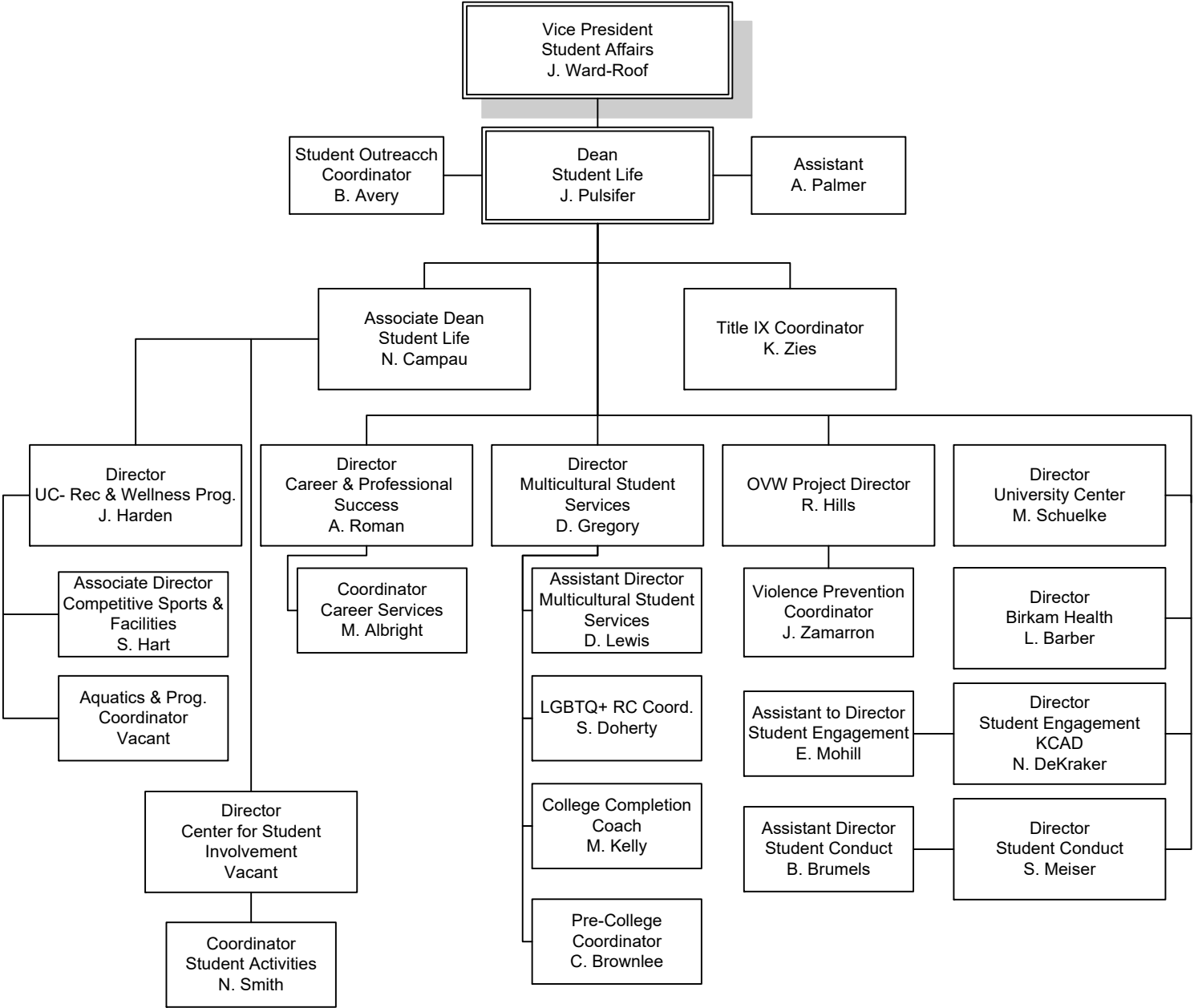
FERRIS STATE UNIVERSITY
STUDENT AFFAIRS DIVISION

ENROLLMENT SERVICES



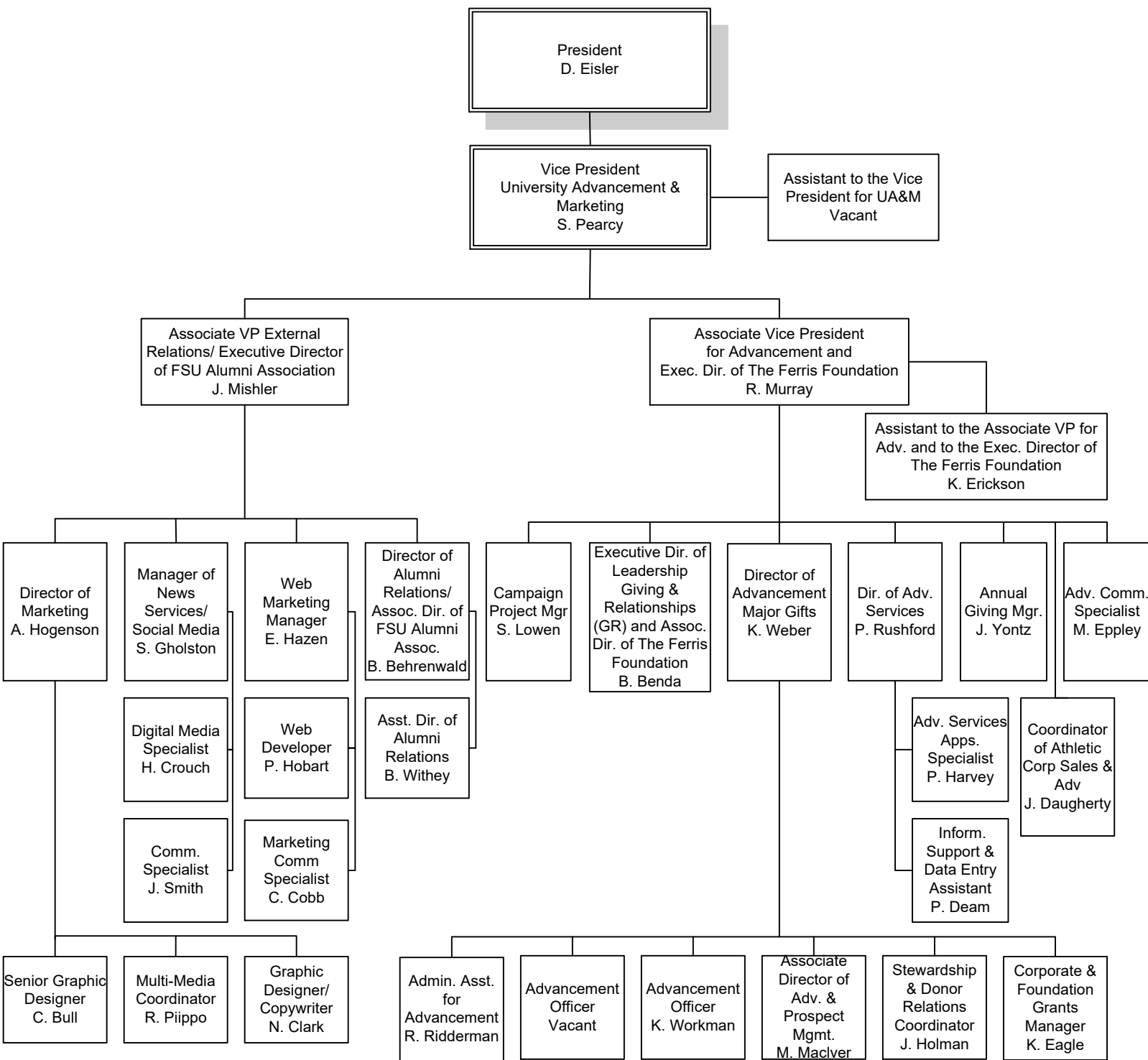
FERRIS STATE UNIVERSITY
STUDENT AFFAIRS DIVISION

STUDENT LIFE



FERRIS STATE UNIVERSITY

UNIVERSITY ADVANCEMENT & MARKETING



ALUMNI

ALUMNI BY STATE 2021

Alabama	295	Missouri	443
Alaska	213	Montana	174
Arizona	1,624	Nebraska	117
Arkansas	170	Nevada	420
Armed Forces California	18	New Hampshire	131
Armed Forces Florida	3	New Jersey	258
Armed Forces New York	54	New Mexico	195
California	2,275	New York	745
Colorado	1,283	North Carolina	1,587
Connecticut	202	North Dakota	71
Delaware	62	Ohio	2,156
District of Columbia	56	Oklahoma	205
Florida	4,794	Oregon	370
Georgia	1,311	Pennsylvania	649
Hawaii	133	Rhode Island	28
Idaho	131	South Carolina	837
Illinois	3,306	South Dakota	79
Indiana	2,316	Tennessee	1,023
Iowa	295	Texas	2,287
Kansas	191	Utah	166
Kentucky	430	Vermont	56
Louisiana	138	Virginia	884
Maine	106	Washington	689
Maryland	454	West Virginia	102
Massachusetts	307	Wisconsin	1,678
Michigan	141,985	Wyoming	114
Minnesota	755		
Mississippi	101	TOTAL	178,472

Source: University Advancement & Marketing

ALUMNI BY COUNTRY 2021

Canada		Congo	2	Jamaica	3	Puerto Rico	12
Alberta	38	Costa Rica	7	Japan	121	Qatar	1
British Columbia	48	Cote D'Ivoire	1	Jordan	1	Romania	3
Canada	7	Croatia	1	Kenya	16	Russia	2
Manitoba	32	Cyprus	1	Kuwait	13	Saudi Arabia	301
New Brunswick	3	Denmark	3	Latvia	1	Senegal	2
Nova Scotia	3	Dominica	1	Lebanon	6	Serbia	1
Ontario	418	Ecuador	1	Liberia	1	Singapore	2
Quebec	10	Egypt	4	Liechtenstein	1	South Africa	6
Saskatchewan	15	England	8	Malawi	1	South Korea	188
Total Canada	574	Finland	26	Malaysia	26	Spain	13
		France	56	Mali	2	Sri Lanka	5
Afghanistan	2	Gambia	1	Martinique	1	Sudan	1
Africa	6	German Demo. Rep.	2	Mexico	11	Swaziland	4
American Samoa	1	Germany	96	Micronesia	1	Sweden	9
Australia	14	Germany, Fed Rep	3	Morocco	7	Switzerland	7
Austria	7	Ghana	5	Myanmar	3	Syrian Arab Rep.	2
Bahamas	3	Great Britain & N. Ire	1	Nepal	20	Taiwan	19
Bahrain	1	Greece	4	Netherlands	81	Tanzania, United Rep	1
Bangladesh	2	Grenada	1	Netherlands Antille	16	Thailand	55
Barbados	3	Guam	2	New Zealand	5	Trinidad & Tobago	1
Belgium	1	Guatemala	2	Niger	2	Turkey	28
Belize	4	Honduras	3	Nigeria	45	United Arab Emirate	10
Bermuda	1	Hong Kong	8	North Korea	9	United Kingdom	35
Bolivia	2	Hungary	2	Norway	4	Vatican City	1
Botswana	83	Iceland	1	Nor. Mariana Islands	1	Venezuela	4
Brazil	18	India	241	Oman	2	Vietnam	30
British Virgin Islands	2	Indonesia	11	Pakistan	9	Virgin Islands	16
Burkina FASO	1	Iran	2	Panama	4	West Indies Fed.	3
Burma	2	Iraq	1	Papua New Guinea	1	Yemen	1
Cameroon	1	Ireland	1	Peru	1	Yemen, Sanaa	1
China, Peoples Rep.	110	Israel	4	Phillippines	1	Zambia	19
Columbia	12	Italy	1	Portugal	1	Zimbabwe	2

TOTAL OF ALL COUNTRIES INCLUDING CANADA 2,555

Source: University Advancement & Marketing

ALUMNI BY COLLEGE 2021

<u>College</u>	<u>Active Alumni</u>	<u>Total Alumni</u>
Arts & Sciences	22,888	28,171
Business	48,283	55,161
Education & Human Services	24,508	25,782
Engineering Technology	35,208	37,513
Health Professions	25,194	25,837
Kendall College of Art & Design	11,760	12,074
Michigan College of Optometry at FSU	2,204	2,285
Pharmacy	7,404	10,363
Professional & Technological Studies	828	829
Retention and Student Success	11,373	11,403
TOTAL	189,650	209,418

Total Donations - Fiscal Year 2021 **\$10,742,355**

Numbers may be duplicated if a degree was earned from more than one college.

Active Alumni includes everyone except deceased alumni.

Total Alumni includes deceased alumni.

Source: University Advancement & Marketing

PLACEMENT RATES

<u>Categories</u>	<u>2015-16</u>	<u>2016-17</u>	<u>2017-18</u>	<u>2018-19</u>	<u>2019-20</u>
Placement rate includes graduates who are continuing their education or are employed.	96%	94%	91%	91%	85%
Graduates in the job market who found jobs.	89%	89%	89%	93%	88%
Graduates who found jobs, employed in their field.	89%	89%	90%	85%	86%
Response rate of graduates completing the Graduate Follow-Up Survey.	29%	18%	22%	25%	16%

Respondents who are working and continuing their education concurrently are reported in both of these categories. The placement rate includes individuals only once and does not include those not seeking employment.

Associate Degree Graduates That Continue Their Education

<u>Categories</u>	<u>2016-17</u>	<u>2017-18</u>	<u>2018-19</u>	<u>2019-20</u>	<u>2020-21</u>
Associate Degree graduates continuing their education at Ferris State. *	53%	54%	54%	50%	52%
Associate Degree graduates continuing their education in a Bachelor Degree at Ferris State. *	50%	48%	50%	46%	46%

**Based on 4th Day Headcount*

Source: Office of Institutional Research & Testing

RECIPIENTS OF ALUMNI AWARDS

Since 1956, Commencement week activities have included the presentation by the Ferris State University Alumni Association of Distinguished Alumni Awards recognizing exceptional career success and noteworthy fidelity and devotion to the University. Recipients from 1967-2019:

1968 Norman E. Borgerson Ann W. Sawasky Reuben E. Trippensee	1979 Peggy A. Frazier Thomas P. Scholler Lee A. Westberg	1990 Philip E. Hoffman Dennis B. Lerner Roger G. Stoll Clinton L. Swinehart	2002 John C. Bond Joseph J. Corcoran II James B. Meyer	2013 Terry Berden Mike Suman
1969 Carroll Boutell Elmon Cataline	1980 E. Elaine Davies Kuno Hammerberg John F. Mangrum	1991 Darrroll Z. Howard Jane Reagan Jones Kenneth E. McCourt	2003 William J. Buckingham Suzette Compton	2014 Matthew Bissett Steven London Vivian Pickard Andrew Young
1970 Charles E. Fairman Ethel Taylor Pierce John Stahlin	1981 Alvin L. Burrige Floyd E. Curtis Avis J. Ericson	1992 Paul E. Boyer Richard E. Hurst Carolyn C. Kilpatrick James Middaugh	2004 Mark E. Alley Stephen R. Ehardt Dr. Gary Kadlec Richard Sauve	2015 Denise Beachy David Friar Kenneth Friar Carolyn 'Carrie' Germain Amy Proos
1971 Stanley J. Byington Gerald McKessy Raymond Sines	1982 Howard L. Dell Jack M. Newcomb Rena D. Westra	1993 Eugene A. DeFouw Douglas P. Johnson Barbara L. Ottinger Louis M. Sesti	2005 Dick Dolack Randy Seaman	2016 Kevin Cross Mary Garvelink Matt Nawrocki Jeff Rowe Jon Sprague
1972 Clarence Freeman Delbert Long Ramsay Wardrop	1983 Douglas W. Call Darnell E. Cole Margaret Ethel Denise Elton "Ott" Gingrich	1994 Joseph C. Barney, Jr. Vernita Burrows R. Thomas Cook Kenneth Hoexum Robert N. Tenney	2006 Terrence G. Gohl Ken Lawless	2017 Billy Hawkins David Kendall Kimberly Ridings Jerome Schwind
1973 Bert C. Brennan Albert B. Doherty, III John W. Spicer Fred A. Westerman	1984 Richard C. Andersen Edmund D. Farhat Kenneth J. Hicks	1995 William Adrian Jack Bates John Bradac Lawrence Marfechuk Ronald Snead	2007 Kurt A. Barrett Emily F. Hancock	2018 Mark Beiderwieden Brendan Locke Linda Meewenberg Thomas Norris Richard Shaw
1974 Frank Curtis Phillip Runkel Colin Smith	1985 Jean D. Deupree Arnold L. Johnson Bruce N. Parsons	1996 David V. Dellar John Wheeler	2008 Brian F. Barry Michael J. Bettiga Paul T. Doyle David L. Stickles	2019 Pamela Curtis Kathy Pawlicki Randy Phelps Luke Wyckoff
1975 Rex O. Graff Fred Schnarr Chester I. Williams	1986 Richard L. Antonini Bertil G. Carlson Kenneth L. Cook Jack D. Lewis	1997 Steve Harvey	2009 Ronald Mahoney Tim Moore Mary Jane Thomson	2020 Steven Frederickson Omar Ha-Redeye Kurt Hofman Dr. Andrea McNab Thomas McNally Dr. Barbara Horn Thompson
1976 S. John Byington Gerald L. DeHaan Clare G. Johnson H. James Renaud	1987 Roger W. Anderson Maurice Q. Bectel H. Kearney Walters	1998 Jerry Woodcock	2010 Raymond Baker Brent Knight James Rhodes Mark Swan John Trestrail III	2021 John Garvelink Joseph Pistrui Lewis Roubal Jr. Jennifer Jones Wheeler
1977 James R. Hess Florence I. Holden Robert J. Norsworthy	1988 Marjorie L. Fleming Gordon E. Kamstra Charles E. Lippert George H. Ryan, Sr.	1999 Daniel F. Niccolai	2011 Richard L. Antonini II John Matlock Curt McAllister	
1978 Ruth Gibson Butler Leonard W. Gopp Robert C. Redman	1989 Albert J. Coudron Kenneth W. Kirk George J. Menoutes Jerry R. Tubbs	2000 Robert S. Buckingham John D. Chinonis Robyn D. Myers Robert K. Scranton	2012 Karl Huffman Ron Nichols George Nicolas Terrence Rollins Hazel Seaba Teresa Szymanski	

The Pacesetter Award recognizes alumni who have been in the job field up to 13 years with exceptional success. Recipients are:

2004 Bradley A. Henion Kenneth W. Mance Mathew M. Vivona	2008 Michael J. Oxner	2012 Jessica Wortley Adler David Cox Recco Richardson	2016 Jonathan Barrera Mikulich Michael Noble	2020 Anthony Iracki Dr. Jacqueline Morse Dr. Tuan Tran
2005 Mark Guindon Michael Pung	2009 Scott French Kathy LeMieux Mimi Miles	2013 Shaun Phillips Heather Schalk Douglas Searles	2017 Carlvin Dorvilier Scotty Kehoe Javier Olvera	2021 Paola Mendivil Kevin Simon LyAshia Webb Maurice Webb
2006 William Davis Michael Travis	2010 James Maher	2014 Mark Langowski David Stevens	2018 Michael DeBolt Kristin O'Brien Elizabeth Wirgau	
2007 Keith Guy Barbara Horn Michael Moll Scott Seifferlein	2011 Jason Mitchell Ryan Pohl Corey Wiggins	2015 Emily Coles Kristian Schroder	2019 Candice Colby-Scott Michael Crowe	

FINANCIAL AID

FINANCIAL AID APPLICANTS & AID AWARDED

Total Eligible, Total Receiving Aid and Aid Totals

Aid Year	Applications Received	Total Fall Undergrads in an Aid Eligible Program	Number of Students Receiving Any Aid	Percent of Total Receiving Any Aid	Fall Undergrads Total Aid
15-16	24,823	12,553	10,465	83.4	143,091,000
16-17	23,556	11,998	9,964	83.0	135,111,000
17-18	26,242	11,525	9,665	83.9	133,350,000
18-19	25,633	10,971	9,056	82.5	124,850,000
19-20	24,258	10,358	8,754	84.5	122,549,000
20-21	22,579	9,538	7,997	83.8	108,301,000
21-22*	19,684	8,765	7,366	84.0	102,819,000

Type of Aid Awarded

Aid Year	Pell Grant		Need-Based Aid		Tuition Incentive Program	
	Student Count	Percent of Total	Student Count	Percent of Total	Student Count	Percent of Total
15-16	5,255	41.9	7,869	62.7	1,412	11.2
16-17	4,722	39.4	7,274	60.6	1,425	11.9
17-18	4,718	40.9	7,163	62.2	1,417	12.3
18-19	4,333	39.5	6,539	59.6	1,580	14.4
19-20	4,001	38.6	6,050	58.4	1,715	16.6
20-21	3,481	36.5	5,413	56.8	1,685	17.1
21-22*	3,190	36.4	4,796	54.7	1,560	17.8

First Generation Students

(Degree seeking undergraduates in aid eligible major).

Aid Year	First Generation College Students		
	Student Count	Percent of Total Undergrad Students	Percent Receiving Any Aid
15-16	3,247	26	96.4
16-17	2,890	24	96.1
17-18	2,749	24	96.1
18-19	2,492	23	95.6
19-20	2,290	22	96.1
20-21	2,100	22	94.4
21-22*	1,835	21	94.6

*21-22 statistics are preliminary, and will be finalized next year.

Source: The Financial Aid Office

FINANCIAL AID DISBURSEMENTS 2020-2021

Fund Source	<u>Undergraduate</u>		<u>Graduate</u>		<u>Total</u>	
	Student Count	Paid	Student Count	Paid	Student Count	Paid
Federal	6,618	\$58,302,558	790	\$20,471,122	7,408	\$78,773,680
State	2,200	\$12,450,642	3	\$14,662	2,203	\$12,465,304
Institutional	5,555	\$25,451,334	261	\$1,380,247	5,816	\$26,831,580
Private *	1,358	\$3,776,982	219	\$628,506	1,577	\$4,405,488
Other	923	\$9,933,052	100	\$1,563,975	1,023	\$11,497,027
GRAND TOTAL		\$109,914,568		\$24,058,512		\$133,973,079

* Includes scholarships that students bring with them (e.g. Lion's Club, Boy Scouts, etc.)

STUDENT LOAN DEBT

Graduating Cohort	Student Count	Total Cumulative Loan Debt	Cumulative Federal Loan Debt	Percent Borrowers	Percent Federal Borrowers
2015-2016	807	35,710	28,400	76	76
2016-2017	858	35,606	27,571	78	77
2017-2018	876	36,525	27,860	76	75
2018-2019	841	34,589	26,823	74	73
2019-2020	737	34,640	25,180	73	72
2020-2021	652	31,010	23,830	76	75

Cumulative Loan Debt of Students Graduating with a Bachelor's Degree as reported on the Peterson's Annual Survey of Undergraduate Financial Aid.

Average debt includes only students who borrowed.

Includes only students who entered Ferris as FTIACs, and maintained enrollment until graduation with a first bachelor's degree.

Does not include parent loans.

THREE-YEAR OFFICIAL COHORT DEFAULT RATE

Entered Repayment	Default Rate
Fiscal Year 2014	7.3%
Fiscal Year 2015	7.3%
Fiscal Year 2016	7.0%
Fiscal Year 2017	7.2%
Fiscal Year 2018	5.3%

Percent of borrowers who defaulted within 3 years of entering repayment (US Dept of Educ)

Source: The Financial Aid Office

BUDGET

FERRIS STATE UNIVERSITY
FY 2021-2022 GENERAL FUND OPERATING BUDGET
 (AMOUNTS IN MILLIONS)

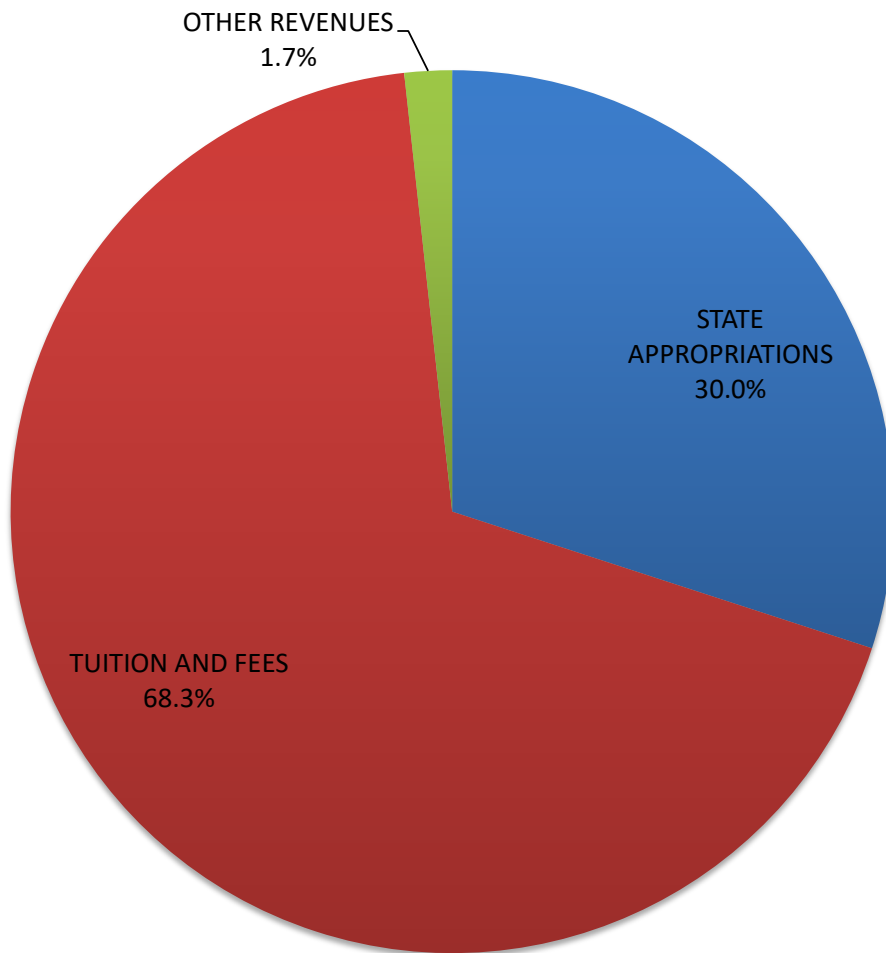
<u>REVENUES</u>	FY 2021-22 <u>OPERATING BUDGET</u>
STATE APPROPRIATIONS	\$58.7
TUITION/FEES	\$133.5
OTHER REVENUES	\$3.4
<i>TOTAL REVENUE</i>	<hr/> <i>\$195.6</i>
 <u>EXPENDITURES</u>	
COMPENSATION	\$136.7
OPERATING EXPENSE	\$32.5
STUDENT ASSISTANCE	\$26.4
<i>TOTAL EXPENDITURES</i>	<hr/> <i>\$195.6</i>
 REVENUE/EXPENDITURE NET	 \$0

Source: Office of Budgetary Planning & Analysis, General Fund Operating Budget FY- 21/22

**FERRIS STATE UNIVERSITY
FY 2021-22 REVENUE SUMMARY**

(AMOUNTS IN MILLIONS)

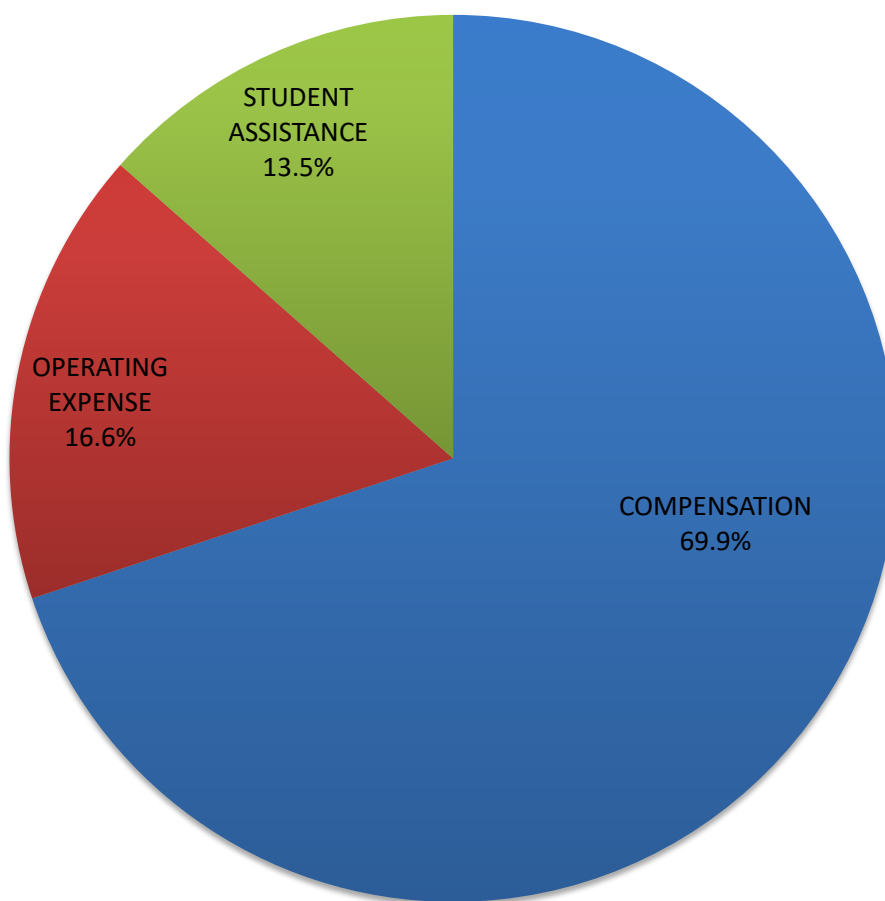
	AMOUNT	PERCENT
STATE APPROPRIATIONS	\$58.7	30.0%
TUITION AND FEES	\$133.5	68.3%
OTHER REVENUES	<u>\$3.4</u>	<u>1.7%</u>
TOTAL	\$195.6	100%



Source: Office of Budgetary Planning & Analysis, General Fund Operating Budget FY- 21/22

FERRIS STATE UNIVERSITY
FY 2021-22 EXPENDITURE SUMMARY
 (AMOUNTS IN MILLIONS)

	AMOUNT	PERCENT
COMPENSATION	\$136.7	69.9%
OPERATING EXPENSE	\$32.5	16.6%
STUDENT ASSISTANCE	<u>\$26.4</u>	<u>13.5%</u>
TOTAL	\$195.6	100%



Source: Office of Budgetary Planning & Analysis, General Fund Operating Budget FY- 21/22

FACILITIES

**FERRIS STATE UNIVERSITY
PLANT OPERATIONAL SERVICES**

STATEMENT OF FACILITIES AT THE BIG RAPIDS CAMPUS

NUMBER OF BUILDINGS	GENERAL FUNDED FACILITIES	SQUARE FEET	CUBIC FEET	YEAR CONSTRUCTED OR IMPROVED
1.00	ALUMNI BUILDING	34,600	510,000	1929
1.00	ASPHALT PAVEMENT ASSOCIATION OF MICHIGAN TRAINING FACILITY	4,470	41,573	2020
1.00	ARTS/SCIENCE COMMONS	79,259	1,054,984	1996-99
1.00	ATHLETIC TRAINER BUILDING	756	6,297	2017
1.00	AUTOMOTIVE CENTER	77,000	1,235,400	1956-88
1.00	BISHOP HALL	50,900	480,600	1968-87
1.00	BUSINESS BUILDING	90,600	700,000	1970
1.00	CARRILON TOWER	100	4,900	1968
1.00	CREATIVE ARTS	7,200	93,900	1965
1.00	DEPARTMENT OF PUBLIC SAFETY	400	3,200	1959-83-99-03
1.00	ELASTOMER/PLASTICS CENTER	43,392	510,555	1987-99
0.67	EWIGLEBEN SPORTS COMPLEX	76,600	1,280,806	1974-82-99
1.00	FLITE LIBRARY	173,484	2,081,800	2001
1.00	GENERAL SERVICES ANNEX	15,282	320,922	2005
1.00	GENERAL SERVICES BUILDING	28,571	518,885	1984-88-05
3.00	GENERAL SERVICES GROUNDS	7,232	80,856	1979-06
1.00	GRANGER CENTER (CTC)	75,298	1,358,200	1962-03
0.50	HEALTH CENTER (50%)	9,200	91,250	1959-67
1.00	HEAVY EQUIPMENT TECHNOLOGY	52,000	1,188,000	1987
1.00	INSTRUCTIONAL RESOURCE CENTER	61,425	683,800	1969-2008
1.00	JOHNSON HALL	33,600	328,600	1959
1.00	MCKESSY BARN	2,000	36,000	1989
1.00	MCKESSY HOUSE	2,800	23,000	1989-97
1.00	MICHIGAN COLLEGE OF OPTOMETRY	86,104	11,193,520	2010
1.00	MUSIC CENTER	10,000	137,900	1962
1.00	NORTH STORAGE FACILITY	10,711	152,900	2001
1.00	PARSON'S FIRING RANGE	576	4,608	2018
1.00	PHARMACY BUILDING	62,200	1,214,300	1972
1.00	POWER PLANT	19,900	421,900	1955-88
1.00	PRAKKEN BUILDING	42,100	503,900	1952
1.00	SCIENCE BUILDING	109,148	1,697,000	1955-67-97-99
1.00	SCIENCE CHILLER COMPLEX	3,200	57,600	2010
1.00	STARR BUILDING	86,400	1,607,200	1962-96
1.00	STUDENT RECREATION CENTER	123,854	2,584,688	1962-99-2018
1.00	SWAN BUILDING	220,634	3,095,864	1966-88-2004-2018
1.00	TIMME CRT FOR STUDENT SERVICES	59,179	752,227	1967-02
1.00	TOP TAGGART WHEELER PAVILION	10,593	152,000	2001
1.00	VFS ALLIED HEALTH BUILDING	67,400	1,493,800	1979
1.00	WEST BUILDING	23,700	292,500	1952-85
1.00	WEST COMMONS	19,800	269,300	1968
41.17	TOTAL GENERAL FUNDED	1,881,668	38,264,735	

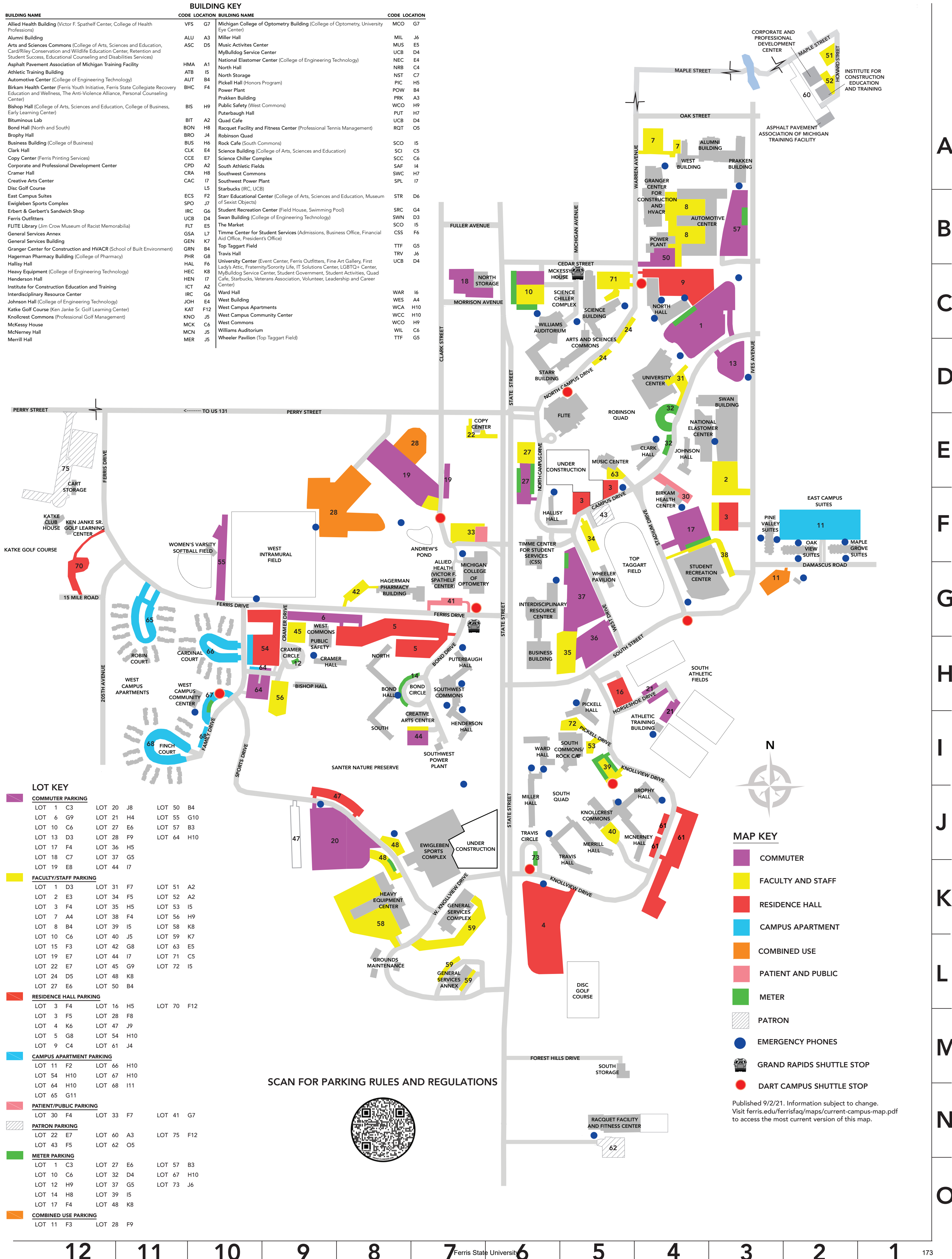
FACILITIES

FERRIS STATE UNIVERSITY PLANT OPERATIONAL SERVICES

STATEMENT OF FACILITIES AT THE BIG RAPIDS CAMPUS

NUMBER OF BUILDINGS	NON-GENERAL FUNDED FACILITIES	SQUARE FEET	CUBIC FEET	YEAR CONSTRUCTED OR IMPROVED
2.00	BOND HALL	90,500	820,400	1966
1.00	BROPHY HALL	47,000	482,750	1962
1.00	CLARK HALL	41,500	360,900	1960
1.00	COPY CENTER PERRY STREET	2,070	30,015	2006
3.00	CORPORATE & PROF DEVELOP CTR	16,836	192,612	1985-87
1.00	CRAMER HALL	91,700	824,700	1969
3.00	EAST CAMPUS SUITES	107,910	971,190	2011
1.00	HALLISY HALL	44,700	406,000	1958
0.50	HEALTH CENTER (50%)	9,200	91,250	1959-67
1.00	HENDERSON HALL	44,900	405,500	1965
0.33	ICE ARENA	69,460	980,570	1974-99
1.00	KATKE GOLF CART STORAGE	2,800	27,600	1984
1.00	KATKE GOLF CLUB HOUSE	5,700	57,000	2000-2019
1.00	KATKE GOLF MAINTENANCE BLD.	3,200	44,800	1974
1.00	KEN JANKE, SR. GOLF LEARNING CENTER	9,555	112,842	2019
1.00	KNOLLCREST COMMONS	11,094	292,860	1961
1.00	MCNERNEY HALL	47,000	482,750	1962
1.00	MERRILL HALL	51,700	515,050	1961
1.00	MILLER HALL	47,382	444,245	1963
1.00	NORTH HALL	124,019	1,775,047	2017
1.00	PICKELL HALL	50,400	468,600	1964
1.00	PUTERBAUGH HALL	46,400	436,400	1965
1.00	RACQUET BALL FACILITY	50,884	1,244,000	1980-87-01
1.00	SOUTH COMMONS ROCK	34,020	418,937	1963-64-94-09
1.00	SOUTHWEST COMMONS	19,500	253,600	1965-86
1.00	SOUTHWEST POWER PLANT	2,200	33,200	1964
1.00	TRAVIS HALL	51,700	515,050	1961
1.00	UNIVERSITY CENTER	142,779	1,443,705	2015
1.00	WARD HALL	41,320	407,260	1963
34.00	WEST CAMPUS APTS.	267,944	5,419,036	1995; 2016
1.00	WEST CAMPUS COMMUNITY BLDG.	5,785	52,000	1996
1.00	WOMEN'S SOFTBALL FACILITY	1,008	25,200	2001
68.83	TOTAL NON-GENERAL FUNDED	1,582,166	20,035,069	
110.00	GRAND TOTAL	3,463,834	58,299,804	

BUILDING KEY		
BUILDING NAME	CODE	LOCATION
Allied Health Building (Victor F. Spathelf Center, College of Health Professions)	VFS	G7
Alumni Building	ALU	A3
Arts and Sciences Commons (College of Arts, Sciences and Education, Card/Riley Conservation and Wildlife Education Center, Retention and Student Success, Educational Counseling and Disabilities Services)	ASC	D5
Asphalt Pavement Association of Michigan Training Facility	HMA	A1
Athletic Training Building	ATB	I5
Automotive Center (College of Engineering Technology)	AUT	B4
Birkam Health Center (Ferris Youth Initiative, Ferris State Collegiate Recovery Education and Wellness, The Anti-Violence Alliance, Personal Counseling Center)	BHC	F4
Bishop Hall (College of Arts, Sciences and Education, College of Business, Early Learning Center)	BIS	H9
Bituminous Lab	BIT	A2
Bond Hall (North and South)	BON	H8
Brophy Hall	BRO	J4
Business Building (College of Business)	BUS	H6
Clark Hall	CLK	E4
Copy Center (Ferris Printing Services)	CCE	E7
Corporate and Professional Development Center	CPD	A2
Cramer Hall	CRA	H8
Creative Arts Center	CAC	I7
Disc Golf Course	L5	
East Campus Suites	ECS	F2
Ewigleben Sports Complex	SPO	J7
Erbert & Gerbert's Sandwich Shop	IRC	G6
Ferris Outfitters	UCB	D4
FLITE Library (Jim Crow Museum of Racist Memorabilia)	FLT	E5
General Services Annex	GSA	L7
General Services Building	GEN	K7
Granger Center for Construction and HVACR (School of Built Environment)	GRN	B4
Hagerman Pharmacy Building (College of Pharmacy)	PHR	G8
Hallisy Hall	HAL	F6
Heavy Equipment (College of Engineering Technology)	HEC	K8
Henderson Hall	HEN	I7
Institute for Construction Education and Training	ICT	A2
Interdisciplinary Resource Center	IRC	G6
Johnson Hall (College of Engineering Technology)	JOH	E4
Katke Golf Course (Ken Janke Sr. Golf Learning Center)	KAT	F12
Knollcrest Commons (Professional Golf Management)	KNO	J5
McKessy House	MCK	C6
McNerney Hall	MCN	J5
Merrill Hall	MER	J5
Michigan College of Optometry Building (College of Optometry, University Eye Center)	MCO	G7
Miller Hall	MIL	J6
Music Activities Center	MUS	E5
MyBulldog Service Center	UCB	D4
National Elastomer Center (College of Engineering Technology)	NEC	E4
North Hall	NRB	C4
North Storage	NST	C7
Pickell Hall (Honors Program)	PIC	H5
Power Plant	POW	B4
Prakken Building	PRK	A3
Public Safety (West Commons)	WCO	H9
Puterbaugh Hall	PUT	H7
Quad Cafe	UCB	D4
Racquet Facility and Fitness Center (Professional Tennis Management)	RQT	O5
Robinson Quad		
Rock Cafe (South Commons)	SCO	I5
Science Building (College of Arts, Sciences and Education)	SCI	C5
Science Chiller Complex	SCC	C6
South Athletic Fields	SAF	I4
Southwest Commons	SWC	H7
Southwest Power Plant	SPL	I7
Starbucks (IRC, UCB)		
Starr Educational Center (College of Arts, Sciences and Education, Museum of Sexist Objects)	STR	D6
Student Recreation Center (Field House, Swimming Pool)	SRC	G4
Swan Building (College of Engineering Technology)	SWN	D3
The Market	SCO	I5
Timme Center for Student Services (Admissions, Business Office, Financial Aid Office, President's Office)	CSS	F5
Top Taggart Field	TTF	G5
Travis Hall	TRV	J6
University Center (Event Center, Ferris Outfitters, Fine Art Gallery, First Lady's Attic, Fraternity/Sorority Life, IT Solutions Center, LGBTQ+ Center, MyBulldog Service Center, Student Government, Student Activities, Quad Cafe, Starbucks, Veterans Association, Volunteer, Leadership and Career Center)	UCB	D4
Ward Hall	WAR	I6
West Building	WES	A4
West Campus Apartments	WCA	H10
West Campus Community Center	WCC	H10
West Commons	WCO	H9
Williams Auditorium	WIL	C6
Wheeler Pavilion (Top Taggart Field)	TTF	G5



LOT KEY		
COMMUTER PARKING		
LOT 1 C3	LOT 20 J8	LOT 50 B4
LOT 6 G9	LOT 21 H4	LOT 55 G10
LOT 10 C6	LOT 27 E6	LOT 57 B3
LOT 13 D3	LOT 28 F9	LOT 64 H10
LOT 17 F4	LOT 36 H5	
LOT 18 C7	LOT 37 G5	
LOT 19 E8	LOT 44 I7	
FACULTY/STAFF PARKING		
LOT 1 D3	LOT 31 F7	LOT 51 A2
LOT 2 E3	LOT 34 F5	LOT 52 A2
LOT 3 F4	LOT 35 H5	LOT 53 I5
LOT 7 A4	LOT 38 F4	LOT 56 H9
LOT 8 B4	LOT 39 I5	LOT 58 K8
LOT 10 C6	LOT 40 J5	LOT 59 K7
LOT 15 F3	LOT 42 G8	LOT 63 E5
LOT 19 E7	LOT 44 I7	LOT 71 C5
LOT 22 E7	LOT 45 G9	LOT 72 I5
LOT 24 D5	LOT 48 K8	
LOT 27 E6	LOT 50 B4	
RESIDENCE HALL PARKING		
LOT 3 F4	LOT 16 H5	LOT 70 F12
LOT 3 F5	LOT 28 F8	
LOT 4 K6	LOT 47 J9	
LOT 5 G8	LOT 54 H10	
LOT 9 C4	LOT 61 J4	
CAMPUS APARTMENT PARKING		
LOT 11 F2	LOT 66 H10	
LOT 54 H10	LOT 67 H10	
LOT 64 H10	LOT 68 I11	
LOT 65 G11		
PATIENT/PUBLIC PARKING		
LOT 30 F4	LOT 33 F7	LOT 41 G7
PATRON PARKING		
LOT 22 E7	LOT 60 A3	LOT 75 F12
LOT 43 F5	LOT 62 O5	
METER PARKING		
LOT 1 C3	LOT 27 E6	LOT 57 B3
LOT 10 C6	LOT 32 D4	LOT 67 H10
LOT 12 H9	LOT 37 G5	LOT 73 J6
LOT 14 H8	LOT 39 I5	
LOT 17 F4	LOT 48 K8	
COMBINED USE PARKING		
LOT 11 F3	LOT 28 F9	

MAP KEY

- COMMUTER
- FACULTY AND STAFF
- RESIDENCE HALL
- CAMPUS APARTMENT
- COMBINED USE
- PATIENT AND PUBLIC
- METER
- PATRON
- EMERGENCY PHONES
- GRAND RAPIDS SHUTTLE STOP
- DART CAMPUS SHUTTLE STOP

Published 9/2/21. Information subject to change. Visit ferris.edu/ferrisfaq/maps/current-campus-map.pdf to access the most current version of this map.

SCAN FOR PARKING RULES AND REGULATIONS

Driving Directions to Big Rapids Campus

Driving from East (Detroit): Take I-96 West to Grand Rapids. Take US-131 North to Big Rapids, Exit 139. Turn right and follow Perry Street 1.7 miles to the last stop light which is State Street (Business Loop-131). Proceed straight through the stoplight into the main campus.

Driving from East (Flint): Take I-69 West to Lansing. Take I-96 West to Grand Rapids. Take US-131 North to Big Rapids, Exit 139. Turn right and follow Perry Street 1.7 miles to the last stop light which is State Street (Business Loop-131). Proceed straight through the stoplight into the main campus.

Driving from East (Mt. Pleasant): Take M-20 West to Big Rapids, turn south (left) on State Street. Follow State Street (which is Business Loop-131) and stay in the left lane. You will drive past Burger King (which is on your right). Turn left at the next stoplight (Perry Street), which is the main entrance to campus.

Driving from North (Cadillac): US-131 South to Big Rapids, Exit 139. Turn left and follow Perry Street 1.7 miles to the last stop light which is State Street (Business Loop-131). Proceed straight through the stoplight into the main campus.

Driving from North (Old US-131): Continue on Old US-131 (which is State Street), stay in the left lane. You will drive past Burger King (which is on your right). Turn left at the next stoplight (Perry Street), which is the main entrance to campus.

Driving from South (Grand Rapids and Kalamazoo): US-131 North to Big Rapids, Exit 139. Turn right and follow Perry Street 1.7 miles to the last stop light which is State Street (Business Loop-131). Proceed straight through the stoplight into the main campus.

Driving from West: Take M-20 East to Stanwood and then US-131 North to Big Rapids, exit 139. Turn right and follow Perry Street 1.7 miles to the last stop light which is State Street (Business Loop-131). Proceed straight through the stoplight into the main campus.

MICHIGAN PUBLIC
UNIVERSITIES

ENROLLMENT MICHIGAN PUBLIC UNIVERSITIES

	<u>Fall 2017</u>	<u>Fall 2018</u>	<u>Fall 2019</u>	<u>Fall 2020</u>	<u>Fall 2021*</u>
Central Michigan University	23,335	21,705	19,431	17,344	15,421
Eastern Michigan University	20,313	18,838	17,814	16,324	15,370
Ferris State University	13,798	13,250	12,472	11,165	10,361
Grand Valley State University	25,049	24,677	24,033	23,350	22,406
Lake Superior State University	2,138	2,160	1,984	1,909	1,812
Michigan State University	50,019	50,351	49,809	49,695	49,659
Michigan Tech University	7,319	7,203	7,041	6,875	7,006
Northern Michigan University	7,612	7,595	7,732	7,368	7,214
Oakland University	19,333	19,309	19,013	18,552	17,170
Saginaw Valley State University	8,662	8,536	8,265	8,030	7,523
University of Michigan - Ann Arbor	46,002	46,716	48,090	47,907	50,278
University of Michigan - Dearborn	9,339	9,468	9,195	8,783	8,331
University of Michigan - Flint	7,836	7,532	7,297	6,829	6,418
Wayne State University	27,089	27,053	26,844	26,251	24,931
Western Michigan University	22,894	22,562	21,470	20,490	19,038

Note: Fall numbers are from MASU Enrollment Report. Previous Fall numbers are updated annually to match the MASU Enrollment Report.

*Enrollment numbers are Preliminary and will be finalized next year.

Source: Budget Office

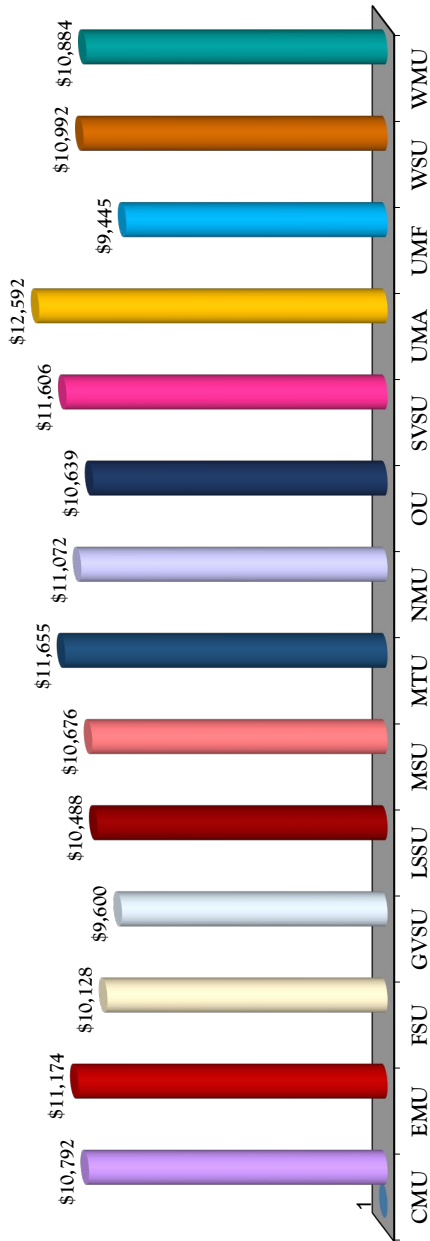
BUDGETARY PLANNING AND ANALYSIS
SUMMARY OF 2021-22 TUITION & FEES AND ROOM & BOARD
MICHIGAN PUBLIC UNIVERSITIES

	<u>FY-22</u> <u>TUITION</u>	<u>TUITION</u> <u>RANK</u>	<u>FY-22</u> <u>ROOM &</u> <u>BOARD</u>	<u>ROOM &</u> <u>BOARD</u> <u>RANK</u>	<u>FY-22</u> <u>TOTAL</u> <u>COST</u>	<u>TOTAL</u> <u>COST</u> <u>RANK</u>
Central Michigan University	\$13,200	12	\$10,792	8	\$23,992	8
Eastern Michigan University	\$14,260	5	\$11,174	4	\$25,434	4
Ferris State University	\$13,650	8	\$10,128	12	\$23,778	10
Grand Valley University	\$13,560	9	\$9,600	13	\$23,160	12
Lake Superior University	\$13,312	11	\$10,488	11	\$23,800	9
Michigan State University	\$14,913	3	\$10,676	9	\$25,589	3
Michigan Tech University	\$16,966	1	\$11,655	2	\$28,621	2
Northern Michigan University	\$12,437	14	\$11,072	5	\$23,509	11
Oakland University	\$14,025	6	\$10,639	10	\$24,664	6
Saginaw Valley University	\$11,130	15	\$11,606	3	\$22,736	13
University of Michigan	\$16,178	2	\$12,592	1	\$28,770	1
University of Michigan - Dearborn	\$13,816	7	\$0	N/A	N/A	N/A
University of Michigan - Flint	\$12,892	13	\$9,445	14	\$22,337	14
Wayne State University	\$14,293	4	\$10,992	6	\$25,285	5
Western Michigan	\$13,434	10	\$10,884	7	\$24,318	7
UNWEIGHTED AVERAGE	\$13,871		\$10,839		\$24,714	

Note: FTIAC rates.

Source: MASU Tuition & Fees Report, State Universities of Michigan

Annual Room and Board Costs FY 2022

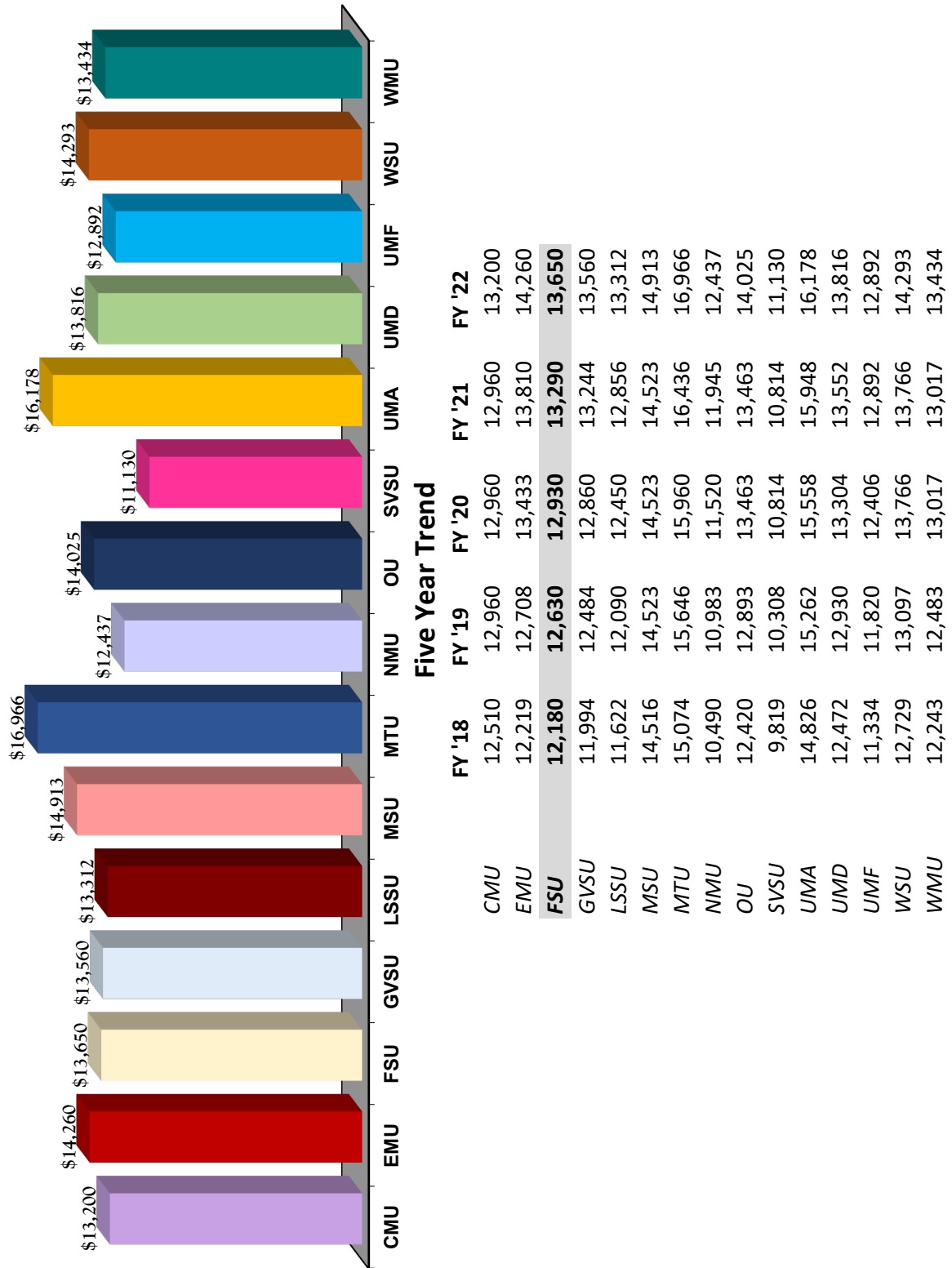


Five Year Trend

	FY '18	FY '19	FY '20	FY '21	FY '22
CMU	9,736	10,076	10,328	10,676	10,792
EMU	10,168	10,168	10,486	10,540	11,174
FSU	9,894	9,894	10,044	9,219	10,128
GVSU	9,000	9,090	9,240	9,360	9,600
LSSU	9,594	9,882	10,230	10,282	10,488
MSU	9,976	10,272	10,474	10,474	10,676
MTU	10,477	10,756	11,004	11,314	11,655
NMU	10,328	10,666	10,774	11,072	11,072
OU	9,910	10,225	10,430	10,639	10,639
SVSU	9,378	9,786	10,030	10,438	11,606
UMA	11,198	11,534	11,996	12,034	12,592
UMF	8,437	8,769	9,116	9,234	9,445
WSU	9,762	10,072	10,391	10,696	10,992
WMU	9,848	10,143	10,567	10,567	10,884

Source: Office of Budgetary Planning & Analysis/MASU Tuition & Fees Report

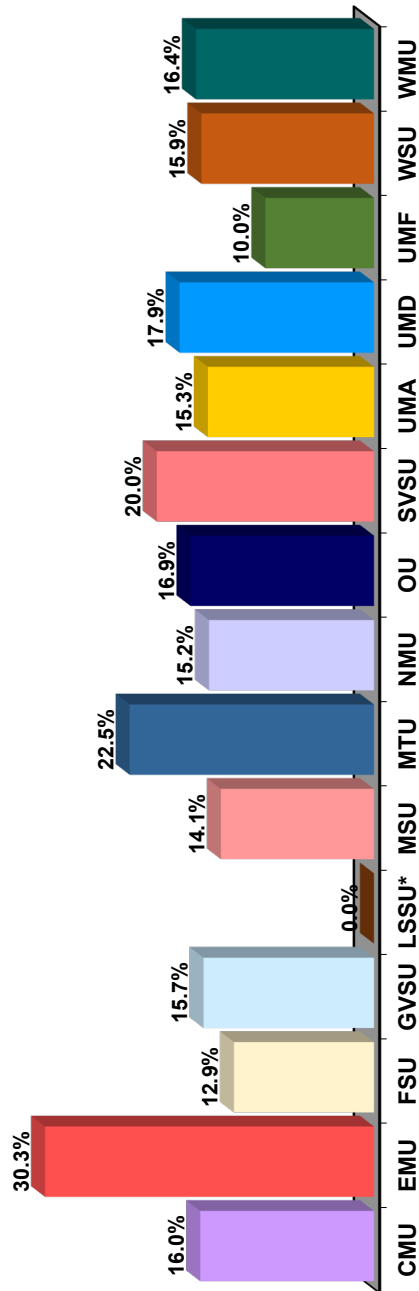
Annual Tuition and Required Fees FY 2022



Source: Office of Budgetary Planning & Analysis/MASU Tuition & Fees Report

Note: Based on FTIAC Tuition Rates

Financial Aid as a Percent of Total General Fund Spending FY 2021



Five Year Trend

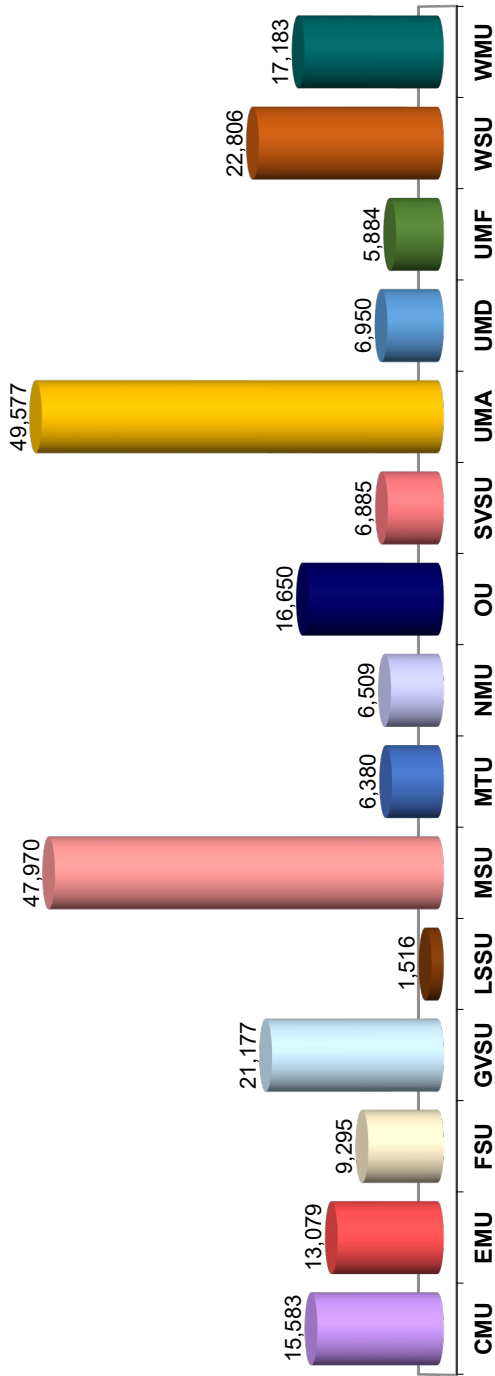
	FY '17**	FY '18	FY '19	FY '20	FY '21
CMU	12.7%	13.2%	13.3%	13.8%	16.0%
EMU	18.3%	18.9%	17.5%	21.7%	30.3%
FSU	10.6%	11.6%	12.1%	12.5%	12.9%
GVSU	11.3%	11.9%	12.8%	14.4%	15.7%
LSSU*	14.0%	14.6%	14.6%	0.0%	0.0%
MSU	10.2%	10.3%	10.3%	12.0%	14.1%
MTU	19.6%	20.2%	20.7%	21.5%	22.5%
NMU	14.2%	14.6%	14.6%	14.5%	15.2%
OU	14.8%	15.7%	16.9%	17.8%	16.9%
SVSU	15.2%	15.3%	17.5%	18.2%	20.0%
UMA	14.2%	14.8%	15.8%	17.2%	15.3%
UMD	12.3%	12.2%	13.2%	14.1%	17.9%
UMF	8.6%	9.5%	9.7%	10.6%	10.0%
WSU	13.1%	13.6%	13.0%	16.0%	15.9%
WMU	14.4%	14.5%	15.0%	15.1%	16.4%

Source: Office of Budgetary Planning & Analysis

*LSSU - Data for FY20 and FY21 not available.

**FY17 adjusted based on current HEIDI data.

Full-Year Equated Students FY 2021

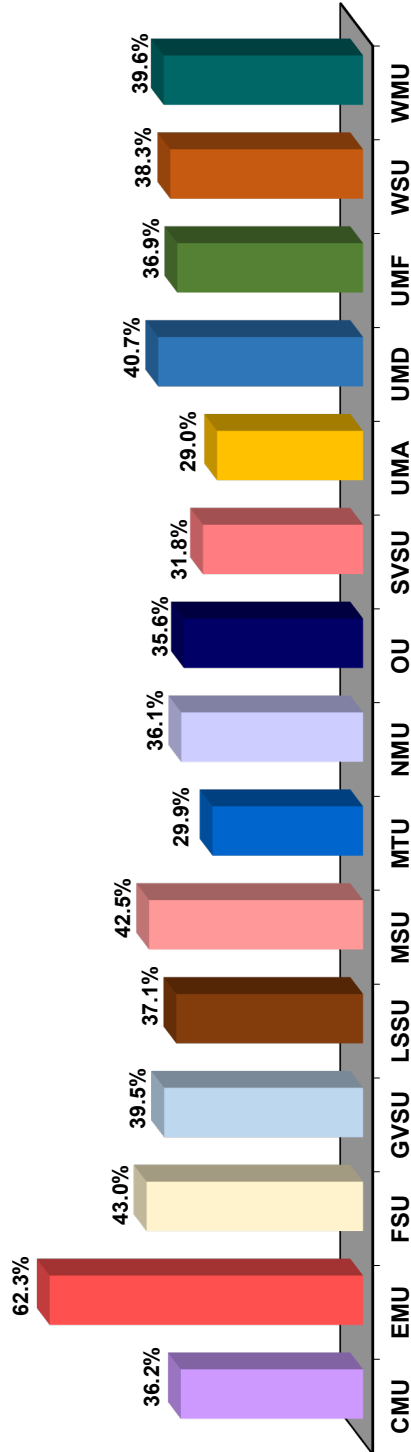


Five Year Trend

	FY '17	FY '18	FY '19	FY '20	FY '21
CMU	20,203	19,546	18,706	17,104	15,583
EMU	16,725	16,113	15,163	14,133	13,079
FSU	11,637	11,251	10,760	10,196	9,295
GVSU	22,871	22,490	22,442	21,992	21,177
LSSU	1,930	1,826	1,749	1,622	1,516
MSU	45,947	46,014	46,261	47,923	47,970
MTU	6,651	6,629	6,654	6,571	6,380
NMU	6,891	6,713	6,768	6,816	6,509
OU	17,864	17,412	17,349	17,349	16,650
SVSU	7,895	7,438	7,422	7,233	6,885
UMA	45,735	46,855	47,661	49,264	49,577
UMD	6,904	7,046	7,164	7,153	6,950
UMF	6,347	6,248	6,106	6,085	5,884
WSU	22,510	22,603	22,847	23,199	22,806
WMU	19,508	19,352	19,056	18,515	17,183
	259,618	257,536	256,108	255,155	247,444

Source: Office of Budgetary Planning & Analysis
All years adjusted based on current HEIDI data.

Instruction as a Percent of Total General Fund Spending FY 2021

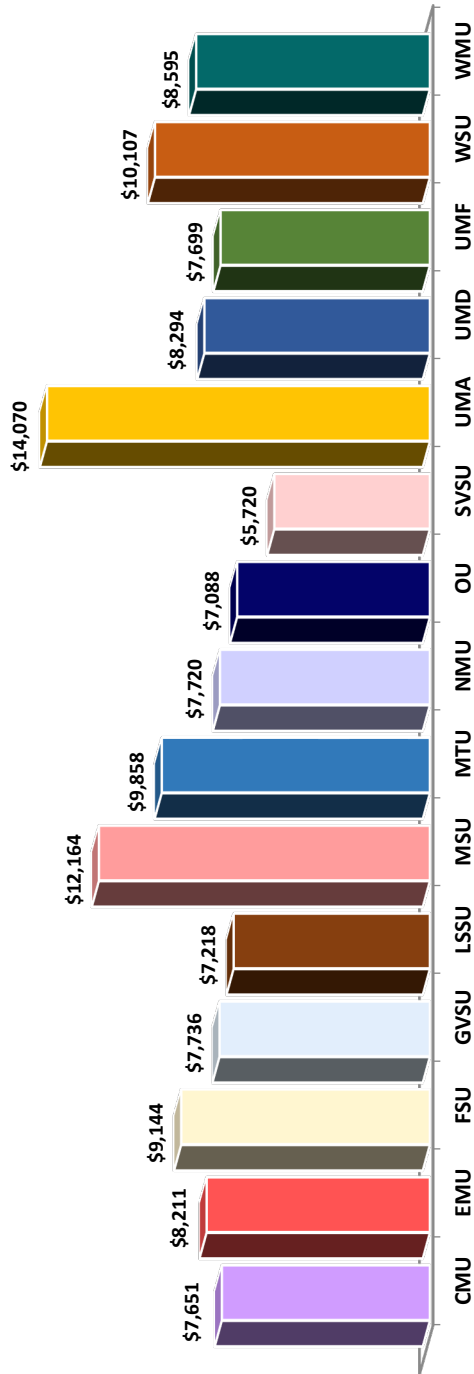


Five Year Trend

	FY '17	FY '18	FY '19	FY '20	FY '21
CMU	39.8%	37.8%	38.6%	38.6%	36.2%
EMU	42.8%	42.3%	39.6%	46.4%	62.3%
FSU	45.7%	45.9%	44.6%	46.6%	43.0%
GVSU	41.4%	41.8%	41.4%	40.9%	39.5%
LSSU	35.3%	41.7%	31.9%	37.7%	37.1%
MSU	44.4%	45.0%	43.3%	44.3%	42.5%
MTU	32.3%	31.1%	31.0%	31.6%	29.9%
NMU	35.2%	35.5%	35.5%	36.3%	36.1%
OU	35.3%	35.2%	35.2%	35.8%	35.6%
SVSU	33.2%	33.2%	32.0%	31.3%	31.8%
UMA	28.4%	29.4%	28.7%	32.6%	29.0%
UMD	38.5%	38.9%	39.4%	38.9%	40.7%
UMF	42.6%	44.3%	42.6%	44.4%	36.9%
WSU	33.8%	37.0%	33.3%	38.4%	38.3%
WMU	42.2%	43.0%	42.1%	42.8%	39.6%

Source: Office of Budgetary Planning & Analysis

Instructional Cost (Spending) per Student FY 2021

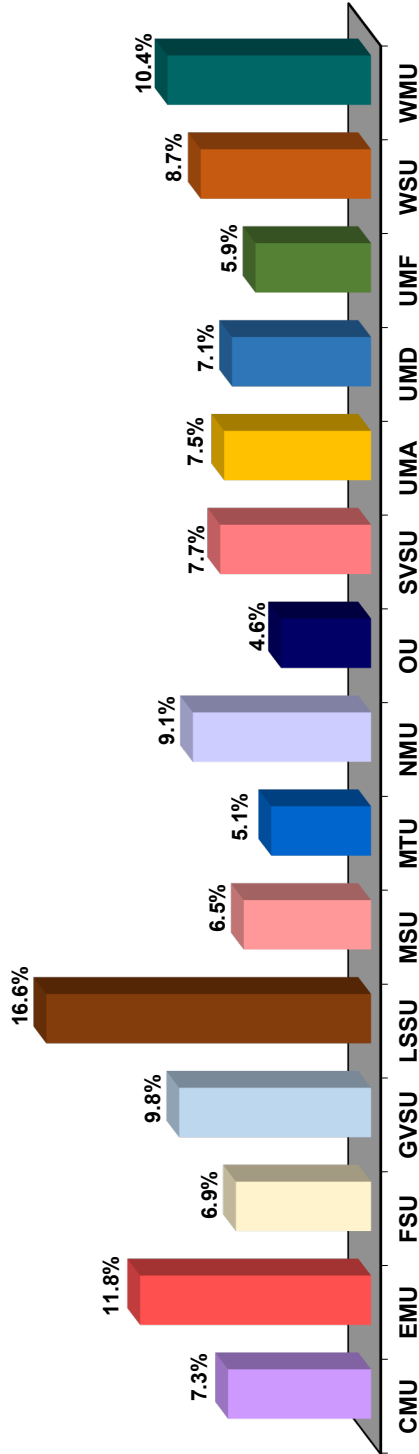


Five Year Trend

	FY '17	FY '18	FY '19	FY '20	FY '21
CMU	\$7,018	\$7,328	\$7,483	\$7,925	\$7,651
EMU	\$7,241	\$7,529	\$7,727	\$8,002	\$8,211
FSU	\$7,938	\$8,605	\$8,725	\$9,573	\$9,144
GVSU	\$7,087	\$7,384	\$7,617	\$7,598	\$7,736
LSSU	\$6,344	\$6,272	\$6,962	\$7,357	\$7,218
MSU	\$13,062	\$13,943	\$13,640	\$13,421	\$12,164
MTU	\$9,274	\$9,598	\$9,687	\$10,159	\$9,858
NMU	\$6,094	\$6,871	\$7,143	\$7,512	\$7,720
OU	\$6,248	\$6,519	\$6,780	\$6,883	\$7,088
SVSU	\$4,906	\$5,511	\$5,595	\$5,692	\$5,720
UMA	\$13,069	\$12,931	\$13,214	\$14,274	\$14,070
UMD	\$8,114	\$8,238	\$8,566	\$8,571	\$8,294
UMF	\$7,447	\$8,055	\$8,111	\$8,404	\$7,699
WSU	\$9,306	\$9,889	\$10,115	\$9,930	\$10,107
WMU	\$8,517	\$8,926	\$9,098	\$9,379	\$8,595

Source: Office of Budgetary Planning & Analysis

Plant Spending as a Percent of Total General Fund Spending FY 2021

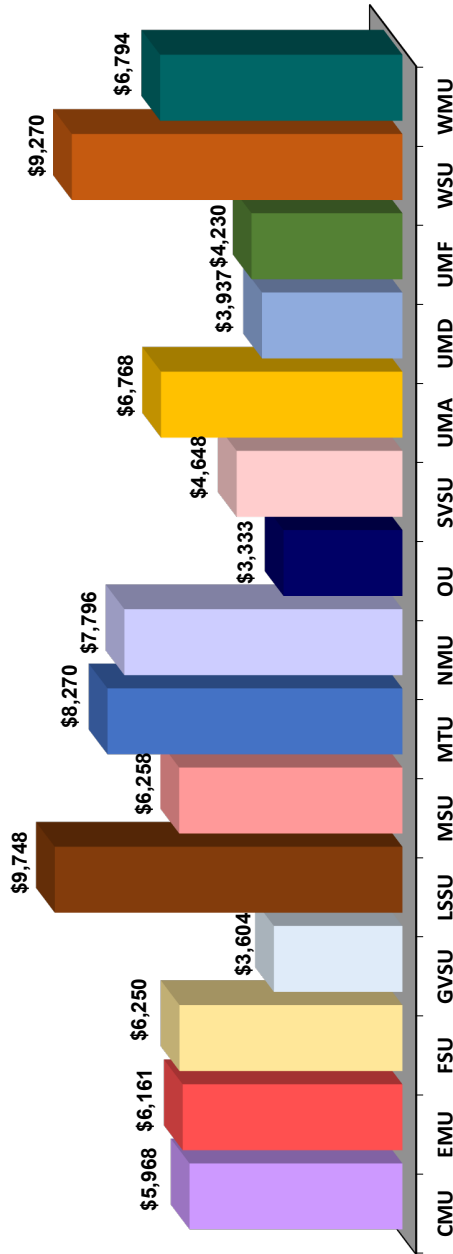


Five Year Trend

	FY '17	FY '18	FY '19	FY '20	FY '21
CMU	6.9%	6.5%	6.9%	7.2%	7.3%
EMU	4.7%	5.6%	5.8%	6.6%	11.8%
FSU	6.7%	7.2%	6.9%	6.5%	6.9%
GVSU	12.3%	9.9%	11.6%	11.2%	9.8%
LSSU	12.7%	13.4%	15.0%	15.2%	16.6%
MSU	7.2%	6.3%	6.3%	6.0%	6.5%
MTU	7.6%	6.2%	6.0%	5.2%	5.1%
NMU	9.5%	10.3%	9.9%	9.1%	9.1%
OU	5.9%	5.8%	5.1%	5.2%	4.6%
SVSU	8.2%	8.3%	8.0%	7.5%	7.7%
UMA	11.2%	10.0%	9.5%	9.4%	7.5%
UMD	9.4%	7.1%	7.7%	7.4%	7.1%
UMF	7.6%	8.8%	8.5%	7.4%	5.9%
WSU	8.8%	9.1%	8.3%	8.1%	8.7%
WMU	10.2%	10.5%	10.0%	10.2%	10.4%

Source: Office of Budgetary Planning & Analysis

State Appropriations per FYES FY 2021

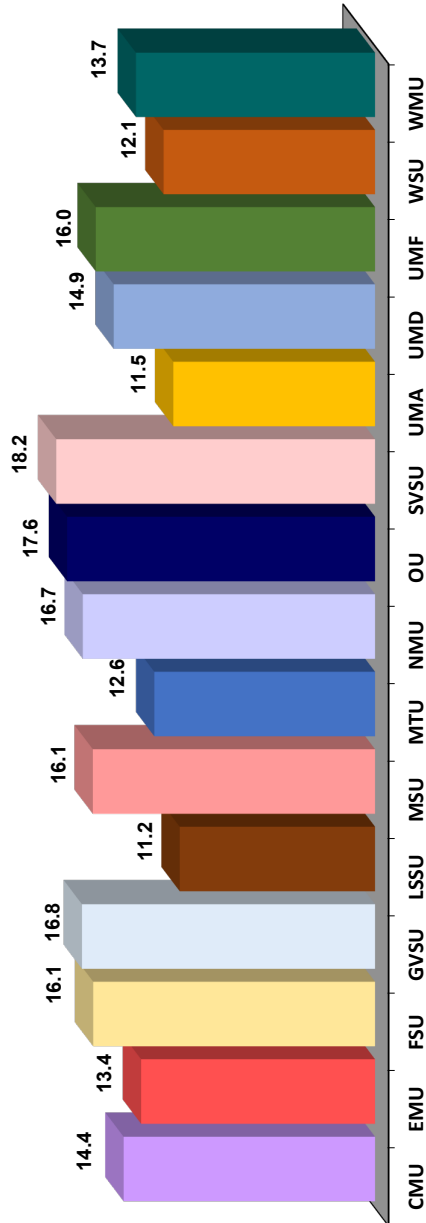


Five Year Trend

	FY '17	FY '18	FY '19	FY '20	FY '21
CMU	\$4,154	\$4,384	\$4,675	\$5,217	\$5,968
EMU	\$4,400	\$4,665	\$5,077	\$5,488	\$6,161
FSU	\$4,491	\$4,767	\$5,111	\$5,496	\$6,250
GVSU	\$2,983	\$3,118	\$3,212	\$3,337	\$3,604
LSSU	\$7,030	\$7,574	\$8,027	\$8,854	\$9,748
MSU	\$6,000	\$6,112	\$6,188	\$6,026	\$6,258
MTU	\$7,232	\$7,401	\$7,510	\$7,696	\$8,270
NMU	\$6,716	\$7,027	\$7,098	\$7,176	\$7,796
OU	\$2,794	\$2,943	\$3,045	\$3,080	\$3,333
SVSU	\$3,688	\$4,004	\$4,115	\$4,259	\$4,648
UMA	\$6,748	\$6,714	\$6,731	\$6,552	\$6,768
UMD	\$3,593	\$3,610	\$3,640	\$3,681	\$3,937
UMF	\$3,553	\$3,695	\$3,866	\$3,927	\$4,230
WSU	\$8,710	\$8,812	\$8,857	\$8,768	\$9,270
WMU	\$5,508	\$5,653	\$5,834	\$6,065	\$6,794

Source: Office of Budgetary Planning & Analysis
Previous years adjusted as state number fluctuates annually.

Student-to-Faculty Ratio FY 2021



Five Year Trend

	FY '17	FY '18	FY '19	FY '20	FY '21
CMU	14.8	15.3	15.4	14.9	14.4
EMU	15.0	15.0	14.5	14.2	13.4
FSU	15.4	15.5	15.6	15.6	16.1
GVSU	17.7	17.0	16.8	17.4	16.8
LSSU	12.8	12.9	13.3	12.2	11.2
MSU	15.6	15.5	15.5	16.2	16.1
MTU	12.8	12.7	12.9	12.7	12.6
NMU	17.6	17.1	17.2	17.3	16.7
OU	18.4	18.1	18.0	17.9	17.6
SVSU	18.7	16.3	16.3	21.0	18.2
UMA	11.2	11.1	11.2	11.4	11.5
UMD	14.9	14.6	14.8	14.4	14.9
UMF	14.4	14.0	14.2	14.9	16.0
WSU	11.9	12.0	12.3	12.3	12.1
WMU	13.5	13.5	13.2	13.1	13.7

Source: Office of Budgetary Planning & Analysis

Ratio is now based on Students to All Faculty (previously used instructional faculty only).

Ferris State University Non-Discrimination Statement

Ferris State University does not discriminate on the basis of race, color, religion or creed, national origin, sex, sexual orientation, gender identity, age, marital status, veteran or military status, height, weight, protected disability, genetic information, or any other characteristic protected by applicable State or federal laws or regulations in education, employment, housing, public services, or other University operations, including, but not limited to, admissions, programs, activities, hiring, promotion, discharge, compensation, fringe benefits, job training, classification, referral, or retention. Retaliation against any person making a charge, filing a legitimate complaint, testifying, or participating in any discrimination investigation or proceeding is prohibited.

Students with disabilities requiring assistance or accommodation may contact Educational Counseling & Disabilities Services at (231) 591-3057, ECDS@Ferris.edu in Big Rapids (including statewide students) or the Director of Counseling and Disability Services for Kendall College of Art and Design (KCAD) at (616) 451-2787 ext. 1136, MarieYowitz@Ferris.edu in Grand Rapids. Employees and other members of the University community with disabilities requiring assistance or accommodation may contact the Human Resources Department, 420 Oak St., Big Rapids, MI 49307 or call (231) 591-2150, HumanResources@Ferris.edu.

Inquiries and complaints of disability discrimination may be addressed to the Director of Accessibility, 820 Campus Dr., Big Rapids, MI 49307 or by telephone/email at (231) 591-3057, JulieAlexander@Ferris.edu or to the Director of Equal Opportunity, 120 East Cedar St., Big Rapids, MI 49307 or by telephone/email at (231) 591- 2152, EqualOpportunity@Ferris.edu.

Inquiries and complaints regarding the accessibility of this website may be addressed to the Director of Accessibility, 820 Campus Dr., Big Rapids, MI 49307 or by telephone/email at (231) 591-3057, JulieAlexander@Ferris.edu.

Individuals with complaints of sex discrimination, including sexual harassment, may address those complaints to the Title IX Coordinator, 805 Campus Dr., Big Rapids, MI 49307 or by telephone/email at (231) 591-2088, KaitlinZies@Ferris.edu or to a Deputy Title IX Coordinator, including the Director of Equal Opportunity, as above; the Extended and International Operations Director of Student Services, 151 Fountain St. NE, Grand Rapids, MI 49503 or by email at JocelynGoheen@Ferris.edu; and the KCAD Dean of Student Success, 17 Fountain St. NW, Grand Rapids, MI 49503 or by telephone/email at (616) 259-1113, SandyBritton@Ferris.edu.

Other inquiries or complaints of discrimination may be addressed to the Director of Equal Opportunity, as above.

References

Ferris State University Board Policy Part 7. Equal Opportunity and Non-Discrimination Policy, Subpart 7-3 **Policy on Non-Discrimination.**
Non-Discrimination Grievance Procedures

Updated July 01, 2021