

FACT BOOK

2017-2018



January 2018

Dear Colleague:

The *Ferris State University Fact Book* is an annual project conducted as a service to the university community by the Office of Institutional Research and Testing, in the Division of Student Affairs. This 27th edition is a document designed to answer the most frequently asked questions about Ferris State University.

One of the new additions to the Fact Book this year is First Time in Any College (FTIAC) Profile Information included in the Enrollment section. These pages consist of; Fall Enrollment, Enrollment by Michigan County, Enrollment by Top 20 High Schools and Top 20 Majors, and Enrollment by States and Countries. Another addition is the 1st Year to 2nd Year Progression Rates for FTIACs Taking 30 Credit Hours, also in the Enrollment Section.

To access the current Fact Book, as well as previous editions on the Ferris State University website, go to www.ferris.edu and click on "Resources", "Institutional Research & Testing." Under the Institutional Research heading, select "Fact Book Downloads." As an alternative, you can simply type the words "Fact Book" in the search box located on the Ferris homepage. There are also excel files from the Fact Book that can be accessed under the heading "Fact Book Excel Files". This includes Enrollment by Program by College, Degrees Conferred by Program by College, Enrollment Summary, and Enrollment Summary by College.

We would like to thank the many offices that assist us with the development of the information for the Fact Book. Please do not hesitate to contact us if you have any questions or have ideas for future editions of the Fact Book.

Robin Carter
Research & Testing Analyst

Mitzi Day
Director of Institutional Research

Ferris State University
Division of Student Affairs
Office of Institutional Research and Testing
CSS 313
(231) 591-3628

Link to Fact Book Downloads: <https://ferris.edu/admissions/testing/factbook/homepage.htm>

Link to Fact Book Excel Files: <https://ferris.edu/admissions/testing/factbook/excelpage.htm>

TABLE OF CONTENTS

GENERAL INFORMATION

Mission Statement/Vision Statement/Core Values	1
History/Location/Campus Size/Academic Colleges/Academic Services/Admissions	2
Educational Programs/Financial Aid	3
Accreditation	4
Student Costs	5
Kendall Student Costs.....	7
Athletics/Center for Latin@ Studies/Diversity and Inclusion Office/Entertainment Unlimited	8
Center for Leadership, Activities and Career Services	9
Corporate & Professional Development	10
Educational Counseling and Disabilities Services Office	11
Extended & International Operations	12
Library (FLITE)	13
Library Statistics	14
Gifts to the University	15
Housing & Residence Life	16
Information Technology Services.....	17
Intramural and Recreational.....	18
Kendall College of Art and Design.....	19
Multicultural Student Services/Transfer and Secondary School Partnerships.....	21
Retention and Student Success/Student Affairs/Student Employment.....	22
Ferris Buildings and Points of Interest	23
Ferris State University Calendar.....	31
Telephone Numbers (frequently used)	32
Educational Grants and Scholarships/Institutional Loans.....	33

ENROLLMENT

Total Headcount Enrollment, Fall 1986-2016.....	41
Enrollment by County (map)	42
Enrollment by State (map)	43
Enrollment by County.....	44
Enrollment by State & Country.....	45
5-Year Enrollment by College	46
Percent of Students by College.....	47
FYES Enrollment per FTE Faculty.....	48
Enrollment Summary	49
Enrollment Summary by Student Level Full-Time and Part-Time (On/Off/Online/KEN).....	50
Enrollment Summary by College (AS & BU)	51
Enrollment Summary by College (ED & TE).....	52
Enrollment Summary by College (HP & KE)	53
Enrollment Summary by College (OP & PH)	54
Enrollment Summary by College (CP & UN).....	55
Comparative Enrollment Report by College (Gender by Degree Level)	56
SCH/FTE/FYES.....	57
Degree and Non-Degree Seeking Student Enrollment	58
Comparative Fall Enrollment and SCH Production By Site.....	59
Total Headcount Enrollment Compared to FTE.....	60
Enrollment by Race/Ethnicity	61
Ethnic Distribution by College	62

TABLE OF CONTENTS

Enrollment by Program (Arts & Sciences)	63
Enrollment by Program (Business).....	65
Enrollment by Program (Education & Human Services)	67
Enrollment by Program (Engineering Technology).....	69
Enrollment by Program (Health Professions)	72
Enrollment by Program (Kendall College of Art & Design)	74
Enrollment by Program (Michigan College of Optometry at FSU)	76
Enrollment by Program (Pharmacy)	76
Enrollment by Program (College of Professional & Technological Studies)	76
Enrollment by Program (University College).....	77
FTIAC Profile Fall Enrollment (Gener/Ethnicity/FT & PT/Campus/HS GPA, ACT, SAT).....	78
FTIAC Profile Fall Enrollment by Michigan County	79
FTIAC Profile Fall Enrollment by Top 20 High Schools and Top 20 Majors	81
FTIAC Profile Fall Enrollment by States and Countries.....	82
FTIAC Fall to Fall Retention Rates	83
FTIAC 2 to 6 Year Graduation Rates	84
FTIAC Fall-to-Fall Retention & College Semester by Semester Retention	85
FTIAC Percent Earning 30 FSU Credits 1 st to 2 nd Yr/Average Number Credits Taken.....	86
Student Credit Hours by College	87
Transfer In Students	88
Transfer Out Students	89
Enrollment Summary of Students by Age	90

DEGREES

Degrees Conferred by Program (Arts & Sciences)	91
Degrees Conferred by Program (Business).....	93
Degrees Conferred by Program (Education & Human Services)	95
Degrees Conferred by Program (Engineering Technology).....	96
Degrees Conferred by Program (Health Professions)	98
Degrees Conferred by Program (Kendall College of Art & Design).....	99
Degrees Conferred by Program (Michigan College of Optometry at FSU)	100
Degrees Conferred by Program (Pharmacy)	100
Degrees Conferred by Program (College of Professional & Technological Studies)	100
Degrees Conferred at Ferris State University	101
Approved Programs.....	102

FACULTY/STAFF

University Staff by Job Category & Gender (Full-Time)	109
University Staff by Job Category & Gender (Part-Time)	110
University Staff by Job Category & Gender (Total)	111
Fall Faculty and Staff by Race/Ethnicity and Gender	112
Fall Student Employee by Race/Ethnicity and Gender	113
Distinguished Teacher Awards.....	114

ORGANIZATIONAL CHARTS

Board of Trustees	115
Executive Division	116
President's Council	117
Academic Affairs Division	118

TABLE OF CONTENTS

Office of Academic Affairs	119
Academic Affairs Division/College of Arts & Sciences	120
Academic Affairs Division/College of Business	121
Academic Affairs Division/College of Education & Human Services	122
Academic Affairs Division/College of Engineering Technology	123
Academic Affairs Division/College Health Professions	124
Academic Affairs Division/College of Pharmacy	125
Academic Affairs Division/Kendall College of Art & Design	126
Academic Affairs Division/Michigan College of Optometry at FSU	127
Academic Affairs Division/Extended & International Operations	128
Academic Affairs Division/Library	129
Academic Affairs Division/Retention and Student Success	130
Administration and Finance Division	131
Governmental Relations & General Counsel	132
Student Affairs Division	133
Student Affairs Division/Enrollment Services	134
University Advancement and Marketing Division	135
 ALUMNI	
Alumni by State	137
Alumni by Country	138
Alumni by College	139
Placement Rates	140
Recipients of Alumni Awards	141
 FINANCIAL AID	
Financial Aid Applicants & Aid Awarded	143
Financial Aid Disbursements/Student Loan Debt/Three-Year Official Cohort Default Rate	144
 BUDGET	
General Fund Operating Budget	145
Revenue Summary	146
Expenditure Summary	147
 FACILITIES	
Statement of Facilities at the Big Rapids Campus (General Fund)	149
Statement of Facilities at the Big Rapids Campus (Non-General Fund)	150
Ferris State University Campus Map	151
Directions to Ferris State University Big Rapids Campus	152
 MICHIGAN PUBLIC UNIVERSITY COMPARISONS	
Enrollment Michigan Public Universities	153
Summary of Tuition & Fees/Room & Board	154
Annual Room and Board Costs	155
Annual Tuition and Required Fees	156
Financial Aid as a Percent of Total General Fund Spending	157
Full Year Equated Students	158
Instruction as a Percent of Total General Fund Spending	159
Instructional Cost (Spending) per Student	160

TABLE OF CONTENTS

Plant Spending as a Percent of Total General Fund Spending	161
State Appropriations per FYES	162
Student-to-Faculty Ratio.....	163
Ferris State University Non-Discrimination Statement	

GENERAL INFORMATION

MISSION STATEMENT

Ferris State University prepares students for successful careers, responsible citizenship, and lifelong learning. Through its many partnerships and its career-oriented, broad-based education, Ferris serves our rapidly changing global economy and society.

VISION STATEMENT

Ferris State University will be: The recognized leader in integrative education, where theory meets practice throughout the curriculum, and where multi-disciplinary skills that are important in a global economy are developed with the result that Ferris State University will also be:

- The preferred choice for students who seek specialized, innovative, career- and life-enhancing education;
- The premier educational partner for government, communities, agencies, businesses, and industries through applied research and joint ventures;
- A stimulating, student-centered academic environment that fosters life-long engagement, leadership, citizenship, and continuing intellectual development;
- A university that aligns its practices and resources in support of its core values of collaboration, diversity, ethical community, excellence, learning, and opportunity.

CORE VALUES

- **Collaboration:** Ferris contributes to the advancement of society by building partnerships with students, alumni, business and industry, government bodies, accrediting agencies, and the communities the University serves.
- **Diversity:** By providing a campus that is supportive, safe, and welcoming, Ferris embraces a diversity of ideas, beliefs, and cultures.
- **Ethical Community:** Ferris recognizes the inherent dignity of each member of the University community and treats everyone with respect. Our actions are guided by fairness, honesty, and integrity.
- **Excellence:** Committed to innovation and creativity, Ferris strives to produce the highest quality outcomes in all its endeavors.
- **Learning:** Ferris State University values education that is career-oriented, balances theory and practice, develops critical thinking, emphasizes active learning, and fosters responsibility and the desire for the lifelong pursuit of knowledge.
- **Opportunity:** Ferris, with a focus on developing career skills and knowledge, provides opportunities for civic engagement, leadership development, advancement, and success.

GENERAL INFORMATION

HISTORY

Established in 1884 by Woodbridge N. and Helen Gillespie Ferris, the University today continues its founders' vision of providing a career-oriented education that meets the challenges of a changing economy. Woodbridge, a distinguished Michigan educator and politician who served two terms as the state's governor and was an elected United States Senator, and Helen, co-founder and teacher, built their school on the concept of not only providing students with marketable skills, but giving students opportunities regardless of race, age, or status. Ferris was a private institute until 1950, when it joined the state higher education system. The college obtained university status in 1987.

LOCATION

Ferris State University's main campus is located in Big Rapids, a west central Michigan town of approximately 10,600 in the vacation-recreation region. In addition to being home of Ferris State University, Big Rapids is the county seat of Mecosta County. The 941-acre campus is readily accessible by the US-131 expressway and state highway M-20. Big Rapids is 55 miles north of Grand Rapids and within 200 miles of Chicago and Detroit.

CAMPUS SIZE

941 acres

ACADEMIC COLLEGES

College of Arts and Sciences
College of Business
College of Education and Human Services
College of Engineering Technology
College of Health Professions
College of Pharmacy
Kendall College of Art and Design
Michigan College of Optometry at FSU

ACADEMIC SERVICES

Extended and International Operations
Retention and Student Success

ADMISSIONS

Current admission criteria for new students require all incoming freshmen students to submit ACT or SAT test scores along with official high school transcripts or official GED scores prior to an admission decision. Transfer students are required to submit official transcripts from all colleges attended as well as official high school transcripts and test scores to achieve a complete academic profile. Students fulfilling both university and program entrance requirements will be granted admission.

EDUCATIONAL PROGRAMS

Ferris offers more than 190 educational programs through the Colleges of Arts and Sciences, Business, Education and Human Services, Engineering Technology, Health Professions, Kendall College of Art and Design, Michigan College of Optometry, Pharmacy, and the offices of Extended and International Operations as well as Retention and Student Success. These programs lead to doctorate, master, bachelor, and associate degrees, as well as certificates. Master's degrees are offered specifically in Business Administration, Career and Technical Education, Criminal Justice, Curriculum and Instruction, Educational Leadership, Fine Arts, Information Security and Intelligence, Nursing, and Social Work. Doctoral degrees offered at Ferris are in Community College Leadership, Nursing Practice, Optometry and Pharmacy.

Each college offers a cluster of related programs that are targeted to prepare students for specific careers, responsible citizenship, and lifelong learning.

FINANCIAL AID

More than 84% of the students presently enrolled in a degree-granting program at Ferris State University receive some type of financial aid through federal, state, institutional, private, and other sources including scholarships, grants, loans, and student employment. Ferris State University awards more than \$163 million in student aid annually.

Financial aid is primarily based on financial need and is intended to assist students whose families lack the total resources needed to pay for college. Information on financial aid programs available at Ferris may be obtained by contacting the Office of Scholarships and Financial Aid at (231) 591-2110 or via the internet at <http://www.ferris.edu/> and clicking on the Admissions & Aid link. See Financial Aid details on pages 143-144.

GENERAL INFORMATION

FERRIS STATE UNIVERSITY ACCREDITATION

**FSU and Kendall College of Art and Design are accredited by
The Higher Learning Commission of the North Central Association of Colleges and Schools
Kendall College of Art and Design is an accredited institutional member of
The National Association of Schools of Art and Design**

Accrediting Agencies

Accreditation Commission for Education in Nursing, Inc. (ACEN)
Accreditation Council for Business Schools & Programs (ACBSP)
Accreditation Council for Collegiate Graphic Communications, Inc. (ACCGC)
Accreditation Council for Pharmacy Education (ACPE)
Accreditation Council on Optometric Education (ACOE)
Accreditation Council on Optometric Education (ACOE)
Accreditation Council on Optometric Education (ACOE)
Accreditation Council on Optometric Education (ACOE)
Accreditation Council on Optometric Education (ACOE)
Accreditation Council on Optometric Education (ACOE)
Accreditation Council on Optometric Education (ACOE)
Accreditation Council on Optometric Education (ACOE)
American Bar Association (ABA)
American Council for Construction Education (ACCE)
American Pharmacists Association (APhA)
American Society of Health Systems Pharmacists (ASHP)
Association for Assessment and Accreditation of Laboratory Animal Care
International (AAALAC International)
Associated Equipment Distributors Foundation (AEDF)
Association of Nutrition and Food Service Professionals (ANFP)
Commission on Accreditation for Health Informatics and Information Management
Education (CAHIIM)
Commission on Accreditation for Health Informatics and Information Management
Education (CAHIIM)
Commission on Dental Accreditation (CODA)
Commission on Accreditation of Allied Health Education Program (CAAHEP)
Commission on Accreditation for Respiratory Care (CoARC)
Council for the Accreditation of Educator Preparation (CAEP)
Council for Interior Design Accreditation (CIDA)
Council on Social Work Education (CSWE)
Engineering Technology Accreditation Commission of ABET (ETAC-ABET)
Engineering Technology Accreditation Commission of ABET (ETAC-ABET)
Engineering Technology Accreditation Commission of ABET (ETAC-ABET)
Engineering Technology Accreditation Commission of ABET (ETAC-ABET)
Engineering Accreditation Commission of ABET (EAC-ABET)
Engineering Technology Accreditation Commission of ABET (ETAC-ABET)
International Facility Management Association (IFMA)
Joint Review Committee on Education in Radiologic Technology (JRCERT)
Joint Review Committee on Educational Programs in Nuclear Medicine Technology
(JRCNMT)
MI Commission of Law Enforcement Standards (MCOLES)
National Accrediting Agency for Clinical Lab. Sciences (NAACLS)
National Accrediting Agency for Clinical Lab. Sciences (NAACLS)
National Accrediting Agency for Clinical Lab. Sciences (NAACLS)
National Automotive Technicians Education Foundation (NATEF)
National Automotive Technicians Education Foundation (NATEF)
Pharmacy Group Practice Associates (PGPA)
Professional Golfers' Association of America (PGA)
SpartanNash
United States Professional Tennis Association, Inc. (USPTA)
Source: Academic Affairs

Academic Program

Nursing - BSN and MSN Program
College of Business Programs
Graphic Communications and Graphic Media Management
Pharmacy
Residency in Ocular Disease at TLC Eye Care of MI
Residency in Ocular Disease, Battle Creek VA Med. Ctr.
Residency in Primary Eye Care & Ocular Disease, VA
Northern Indiana Health Care Systems, Ft. Wayne
Residency in Ocular Disease, Wyoming VA
Residency in Primary Care, Henry Ford OptimEyes, West Bloomfield
Residency in Ocular Disease and Primary Care, John D. Dingell VA Medical Center,
Detroit
Residency in Cornea and Contact Lenses, Michigan College of Optometry at Ferris
State University
Residency in Pediatric and Binocular Vision, Michigan College of Optometry at
Ferris State University
Residency in Community Health & Primary Care, Cherry St Health Center
Legal Studies
Construction Management, BS
Meijer, Ferris State University and Pfizer Community Pharmacy Practice Residency
Meijer, Ferris State University and Pfizer Community Pharmacy Practice Residency
Animal Care Facility
Heavy Equipment Service Engineering Technology, BS
Nutrition & Food Service Management, AAS
Health Information Management
Health Information Technology
Dental Hygiene
Diagnostic Medical Sonography
Respiratory Care
School of Education
Interior Design, Kendall College of Art and Design
Social Work Program
Automotive Engineering Technology
Electrical/Electronic Engineering Technology, BS
Industrial Electronics Technology, AAS
Mechanical Engineering Technology (AAS and BS programs)
Surveying Engineering, BS
Welding Engineering Technology, BS
Facility Management
Radiography
Nuclear Medicine
Criminal Justice
Medical Laboratory Science
Medical Technology
Molecular Diagnostics
Automotive Service Technology, AAS
Heavy Equipment Technology, AAS
Ferris State University College of Pharmacy Community Pharmacy Practice
Residency Program
PGA Golf Management
Ferris State University College of Pharmacy Community Pharmacy Practice
Residency Program
Professional Tennis Management

STUDENT COSTS

The average annual cost for a Michigan resident to attend Ferris (based upon 2017-18 rates) including tuition for 15 credits, room and board, fees, and estimated academic and personal expenses is \$24,990 for Freshmen/Sophomores and \$25,380 for Juniors/Seniors*.

2017-18 Costs	Semester	Year
Undergraduate (Michigan Resident)		
Freshman/Sophomore Tuition (15 credits)	\$6,090	\$12,180
Junior/Senior Tuition (15 credits)*	\$6,285	\$12,570
Room & Board (Platinum)	\$5,272	\$10,544
Sub-Total Freshman/Sophomore	\$11,362	\$22,724
Sub-Total Junior/Senior *	\$11,557	\$23,114
Books & Supplies (estimate)	\$457	\$914
Personal Expenses (estimate)	\$595	\$1,190
Refundable Fees **	\$81	\$162
Total Expenses (estimate) Freshman/Sophomore	\$12,495	\$24,990
Total Expenses (estimate) Junior/Senior*	\$12,690	\$25,380

TUITION

Full-Time Student (15 credits)		
Undergraduate (Non-Resident)		
Freshman/Sophomore	\$9,135	\$18,270
Junior/Senior	\$9,435	\$18,870
Undergraduate (International)		
Freshman/Sophomore	\$9,840	\$19,680
Junior/Senior	\$10,110	\$20,220
Undergraduate Student	Freshman/Sophomore	Junior/Senior*
Michigan Resident	\$406/credit	\$419/credit
Non-Resident	\$609/credit	\$629/credit
International	\$656/credit	\$674/credit
Graduate Student		
Michigan Resident	\$564/credit	
Non-Resident & International	\$846/credit	
Doctoral Student	\$663/credit	
Professional Student	<u>Pharmacy</u>	<u>Optometry</u>
Michigan Resident		
New Student **	\$711/credit	\$711/credit
Continued Student	\$693/credit	\$682/credit
Non-Resident		
New Student **	\$711/credit	\$711/credit
Continued Student	\$1,035/credit	\$1023/credit

GENERAL INFORMATION

STUDENT COSTS continued

SUITES & APARTMENTS

East Campus Suites (2 bedroom/person)	\$4,147/semester	\$8,294/year
East Campus Suites (4 bedroom/person)	\$3,087/semester	\$6,174/year
Two Bedroom Townhouse – West Family	\$4,691/semester	\$9,382/year
Three Bedroom Townhouse – West Family	\$5,127/semester	\$10,254/year
West Single Per Room w/o Central Air (single student)	\$2,947/semester	\$5,894/year
West Single Per Room w/ Central Air (single student)	\$3,087/semester	\$6,174/year

*If requested during the first five days of the semester, the Racquet Facility fee, Student Activity, Student Government fee, and the Health Center fee will be deleted from the student's account. Cash refunds will only be granted for the Student Activity and the Student Government fee if the student's account is paid in full, and only during the first week of classes.

**2017-18 Phasing out Non-Resident rate for Pharmacy and Optometry.

KENDALL COLLEGE OF ART AND DESIGN OF FERRIS STATE UNIVERSITY**2017/2018 Tuition & Fees****Tuition per Credit Hour**

Resident Undergraduate Gen Ed - US, US Territories, & Canada Freshman/Sophomore	\$406
Resident Undergraduate Gen Ed - US, US Territories, & Canada Junior/Senior	\$419
Resident Undergraduate Studio - US, US Territories, & Canada	\$875
International General Education Freshman/Sophomore	\$656
International General Education Junior/Senior	\$674
International Studio	\$1,395
Graduate - MFA/MAE	\$1,031
Graduate - MBA	\$608
Dual Enrollment (\$813 per 3 credit class)	\$271

Tuition Summary 2017-18 (15 credits/semester)**Semester****Year**

Resident UG General Ed		
Freshman/Sophomore	\$6,090	\$12,180
Junior/Senior	\$6,285	\$12,570
Resident UG Studio - US, US Territories, & Canada	\$13,125	\$26,250
International General Education		
Freshman/Sophomore	\$9,840	\$19,680
Junior/Senior	\$10,110	\$20,220
International UG Studio	\$20,925	\$41,850
MFA/MAE Graduate	\$15,465	\$30,930
Resident MBA Graduate, Design & Innovation Mgmt.	\$9,120	\$18,240

Related Fees

Deferred Payment Plan	\$30	Parking Card Deposit	\$20
Digital Resource Class Fee	\$108	Print Management Fee	\$108
Enrollment Deposit/Matriculation Fee	\$150	3D Studio Course Fee	\$94
Fashion Studies Studio Fee	\$175	Student Life Fee	\$20
Locker Rental	\$45	Studio Card	\$10
Metals/Jewelry Course Fee	\$135	Studio Deposit	\$103
Model/Life Drawing Fee	\$93	Studio Space Rental grad (per semester)	\$0
Orientation Fee	\$55	Studio Space Rental undergrad (per semester)	\$355
Photography Course Fee	\$83	Technology Fee	\$175
Printmaking Course Fee	\$149	Transcript Fee	\$5

Late Payment Penalty – 2% Of Unpaid Balance

GENERAL INFORMATION

ATHLETICS

The Ferris State University Bulldogs are members of the National Collegiate Athletic Association (NCAA). Varsity teams compete in the Western Collegiate Hockey Association (NCAA Division I) in ice hockey and the Great Lakes Intercollegiate Athletic Conference (NCAA Division II) in all other sports. Ferris student athletes participate in 17 varsity sports. Individual men and women teams are: golf, tennis, basketball, indoor and outdoor track, and cross country. Women may additionally participate in varsity: softball, soccer and volleyball. Men may participate in varsity: hockey and football.

CENTER FOR LATIN@ STUDIES (CLS)

The Center for Latin@ Studies works to help students enter and graduate college by building on the strengths of students' culture and identity.

DIVERSITY AND INCLUSION OFFICE

The Diversity and Inclusion Office works with the entire Ferris State University community to support the core values, mission and vision of the University, and to ensure that diversity, in its many forms, is understood, respected and valued. The Diversity and Inclusion Office at Ferris State University guides efforts to conceptualize, assess, and cultivate diversity as an institutional and educational resource.

More specifically, the Diversity and Inclusion Office will:

- Be a strong advocate for diversity and inclusion;
- Introduce diversity into the systems, structures, and culture of the University;
- Provide expertise and leadership on diversity and inclusion related matters, for example, faculty recruitment and retention issues, and the educational impact of diversity;
- Lead University-wide diversity planning and implementation efforts, resulting in a collaborative vision of diversity and inclusion;
- Help develop policies designed to improve the University climate;
- Identify strategies to enhance the compositional diversity profile of students, faculty, and staff;
- Provide resources and direction for infusing diversity into the curriculum; and,
- Offer annual assessment of the University's progress toward implementing the Diversity and Inclusion Plan.

ENTERTAINMENT UNLIMITED (EU)

Entertainment Unlimited, the campus programming board, is responsible for coordinating more than 20 student-produced events each year, including educational speakers, comedy shows, films, novelties, and live music performances. The programming board is open to all students with general membership requirements.

CENTER FOR LEADERSHIP, ACTIVITIES AND CAREER SERVICES (CLACS)

This department assists students in preparing for their future career by engaging them in activities and leadership development outside of the classroom. CLACS provides opportunities for students to put their skills to use while planning events, leading registered student organizations, volunteering their time to help the community, and attending a variety of conferences and workshops. The Center for Leadership, Activities and Career Services offers six distinct resource areas:

Career Services - assists students with career planning, career research, skills attainment, job search, document preparation, interviewing, internships and job postings for success in the workplace. Students/alumni have access to Handshake, which is a state-of-the-art internet-based software package that allows students to write résumés, post their résumé for employers to find, search and apply for employment/internship opportunities, and sign up for on-campus interviews and events. Career Fairs and on-campus interviewing opportunities bring over 350 employers on campus each semester.

Leadership - helps students gain and use leadership skills through campus and community involvement. To keep students involved and connected to the University, there are more than 240 registered student organizations (RSOs), including club sports, Greek-letter organizations, spiritual groups, academic societies, and professional associations. Students have access to OrgSync, an internet-based software package that allows students to manage their achievements and student organization business. OrgSync also allows students to create and produce a co-curricular transcript that displays proof of their leadership and activities outside of the classroom. The end of the year Torchbearer Awards Ceremony offers emerging and seasoned leaders recognition for their efforts.

Volunteerism - works hard to refer thousands of Ferris students and community members each year to area agencies seeking volunteers. The Volunteer Center also engages students and RSOs in fundraising and donation efforts that support local, national and international organizations.

Activities - provides a place to go when wondering what to do on campus. Multiple activities take place every day and the Activities Center staff will help you find something you enjoy doing. This Center also provides event planning assistance to all students to ensure a successful event. Homecoming, Bulldog Beginnings, Career Week, 5 Star speakers and more are coordinated through this center.

Student Organizations - helps to keep students involved and connected to the University. There are more than 240 registered student organizations (RSOs), including club sports, Greek-letter organizations, spiritual groups, academic societies, and professional associations. Students can find a suitable or fitting organization themselves or they can learn how to start a new one through this Center. OrgSync can also be used as a tool for Student Organization management.

Greek Life - embracing the long-held history and values of Greek organizations, this Center works to empower Greek organization members to continue the legacy. The Center offers recruitment information, support with activities, and plans Greek Week.

GENERAL INFORMATION

CORPORATE AND PROFESSIONAL DEVELOPMENT CENTER, Division of the College of Engineering Technology

Corporate and Professional Development - (CPD)

Corporate and Professional Development is the outreach of the College of Engineering Technology that connects business and industry to the knowledge and resources of Ferris State University. CPD offers a wide range of services including customized training, applied research, test development, leadership development, and consulting. Since 1984, CPD has realized the vision of Woodbridge Ferris to serve society through the practical application of knowledge.

For further information about Corporate and Professional Development, or how we can make your business stronger and more competitive, visit <http://ferris.edu/cpd>, e-mail cpd@ferris.edu, or call 231-591-5811.

Center for Certification, Training & Testing - (CCTT)

The Center for Certification Training and Testing was founded in the early 1990s to administer the EPA-mandated Section 608 certification and testing program to Heating, Ventilation, Air Conditioning and Refrigeration (HVACR) technicians throughout the country. A technician's certification card with the Ferris State University logo, which they display each time they purchase refrigerant, is recognized and valued throughout the industry. The CCTT, through its state-of-the-art database, has the ability to administer testing programs for a wide variety of businesses. The CCTT offers:

- EPA Section 608 & 609 Certification Program
- R410-A Certification Program
- HVAC Excellence Employment Ready Certification Program
- Green Awareness Certification Program (covers HVAC, Plumbing & Electrical)
- Geothermal Energy for the Home Certification Program
- Electrical Generating Systems Association (EGSA) Certification Program
- Hydrocarbon Refrigerants Certification Program

For further information about CCTT, please visit <http://hvacinstitute.ferris.edu/cpd>, e-mail cfc@ferris.edu or call toll free (866) 880-7674.

EDUCATIONAL COUNSELING AND DISABILITIES SERVICES OFFICE (ECDS)

Ferris State University is complemented by comprehensive educational counseling, career counseling, disability services and academic accommodations, and testing accommodations are available from the Educational Counseling and Disabilities Services (ECDS). The office is staffed with licensed counselors and is located on the 3rd floor of the Starr Building, room 313. Check <http://www.ferris.edu/ecds/> for the wide range of services offered.

Educational Counseling

ECDS is dedicated to aiding students in achieving academic success. ECDS's Educational Counseling can assist with academic related issues, such as stress management and test anxiety, and provide information on how to improve study skills, including time management tips and finding solutions and supports to barriers for success.

Career Counseling

ECDS's Career Counseling services can assist students to:

- Clarify academic and career interests
- Identify connections between a student's major and career options
- Identify resources to research employers
- Identify skills and strengths
- Determine a course of action to meet career objectives

Disabilities Services

Disabilities Services serves and advocates for students with disabilities, facilitating them as they develop self-advocacy and independence skills, while promoting equal access to educational opportunities and programs.

GENERAL INFORMATION

EXTENDED AND INTERNATIONAL OPERATIONS (EIO)

Through the activities of Extended and International Operations, the impact and reach of Ferris extends beyond the main campus, an entrepreneurial view of business and curriculum development is cultivated, and support and direction are given to promote a global view for the entire Ferris community.

Ferris Statewide

For those students that are rooted in their home communities too far from the main campus to commute, Ferris operates off-campus locations throughout the state, often partnering with local community colleges. Currently totaling 23 sites, these locations deliver Ferris degree programs to students who would otherwise not have access to higher education.

Ferris Online

Ferris Online delivers online degrees, certificates, and courses that help students balance their personal and professional lives with their desire to learn.

Community College Leadership Doctoral Program

The Ferris State University Doctorate in Community College Leadership (DCCL) empowers graduates to advance community colleges toward excellence and community responsiveness through exemplary leadership.

Conference and Professional Services (CPS)

The CPS team provides conference design and development consultation services that include planning, strategy, and implementation. To help ensure programs succeed, they assist with marketing and promotion, financial management, contracts, registration, site selection, facilities arrangements, on-site services, and evaluations.

More information about EIO can be found online at: <http://www.ferris.edu/extendedinternational>.

FERRIS LIBRARY FOR INFORMATION, TECHNOLOGY, AND EDUCATION (FLITE)

FLITE opened on March 12, 2001, as a premier research facility integrating modern technology with traditional information resources. Designed for flexibility and versatility, FLITE continues to adapt to the advancing digital age. The library provides public computers, including a Mac Design Center of eight computers loaded with design software; wireless connectivity; seating for over 1,000 visitors; and individual and group study rooms. FLITE maintains an extended-hours study area during midterm and final exam periods and a family study room for visitors accompanied with children. Students using FLITE have access to laptop computers and scanners. An assistive-technologies laboratory facilitates the learning and research of students requiring special accommodations. New seating and study places that promote both collaborative and individual learning have revitalized FLITE's second floor and made it a popular study location on campus.

FLITE serves as a gateway to a variety of information resources available both on-site and off-campus in print and digital formats. FLITE houses a collection of more than 250,000 print volumes and provides access to 180+ online databases, reference resources, more than 160,000 electronic journals/newspapers/magazines, 18,000+ streaming videos, and over 200,000 eBooks. FLITE's SmartSearch service allows users to search for information from most of these collections through a single Google-like search box. FLITE is a Federal Depository Library for U.S. government documents and a Patent and Trademark Depository Library. The Library's online catalogs and digital resources are available through the FLITE website at <http://www.ferris.edu/library/>. Interlibrary loan and document delivery services are offered to all faculty, staff, and students, including distance-education students, allowing users access to innumerable additional resources. Faculty, staff, and students can receive help using any library resource by phone, email, real-time chat, or SMS text. Individual research assistance is available upon request from subject-specialist librarians by submitting electronic request forms via the website.

FLITE takes full advantage of advanced technologies to expand opportunities for teaching and learning. The library contains four instructional studios equipped with 20-30 computer stations, an instructor's workstation, sound and projection equipment, TV/VCR, and DVD player. All instructional studios are "smart classrooms" and include a docucam. Additional equipment such as laptop computers and wireless microphones are available upon request. The instructional studios allow librarians and other faculty to teach the information-seeking and critical-thinking skills necessary to evaluate information resources. The information literacy program starts with the basics in the form of an adventurous active-learning activity in the Ferris State University Seminar (FSUS) courses. The online tutorial PILOT (developed at FLITE) provides instruction in library use and research to classes upon request of instructors. Additionally, FLITE has seven seminar rooms of various sizes to accommodate library instruction classes, meetings, and professional development activities.

GENERAL INFORMATION

FERRIS LIBRARY FOR INFORMATION, TECHNOLOGY, AND EDUCATION (FLITE continued)

The FSU Media Production unit is housed on the fourth floor of FLITE. Media Production provides assistance to faculty, staff, and students in the design, development, implementation, and distribution of media-related resources in support of Ferris instruction and activities. Activities range from videography to graphic design and production to creating DVDs from slide collections. FLITE is also home to the Faculty Center for Teaching and Learning, the Jim Crow Museum of Racist Memorabilia, the Office of Multicultural Student Services, and the Office of Research and Sponsored Programs.

2016-2017 Statistics

Services - July 2016 to June 2017

Hours open	92.5/week
Gate count	355,156
Circulation of library materials (including print reserves)	15,544
Electronic reserves downloads	4,455
Study room checkouts	37,256
Laptop checkouts	9,999
Full text journal downloads	319,025
Library instruction sessions [includes 89% (87 sections) of fall 2016 FSUS classes]	476
Oval Information Desk questions	4,495
Checkout Desk questions	3,505
Computer support assistance and questions	2,915
Items borrowed from other libraries	4,736
Items loaned to other libraries	14,743

Access/Holdings - July 2017

Total print volumes (books and bound journals)	267,897
Periodical titles available in all formats (print, electronic, microform)	160,936
Catalogued online resources (primarily e-books)	253,414
Catalogued streaming videos	18,276
Additions to FIR (Ferris Institutional Repository)	240
Public computers	172
Computers in instruction studios	115
Study rooms available for checkout	56
Laptop computers available for checkout (includes 5 MacBooks)	40

Source: FLITE

GIFTS TO THE UNIVERSITY

Private giving to the University in fiscal year 2017 totaled \$11,086,995.90, which includes cash contributions of \$4,850,892.14; in-kind gifts of \$1,548,374.76; new pledges of \$2,111,612.61 and no new expectancies.

Contributions may be made in many ways:

- Gifts from alumni, parents, employees or staff, and friends
- Gifts from businesses and industry, including cash, equipment, and materials
- Gifts and grants from foundations
- Matching gifts (companies or corporate foundations match their employees' gifts to Ferris from one-to-one to a four-to-one ratio)
- Gifts in memory or honor of individuals
- Gifts through naming Ferris State University as a beneficiary in estate plans

Societies of Distinction recognize extraordinary generosity:

- **Woodbridge N. Ferris Society:** \$1,000,000 cash, in-kind gifts, and planned gifts
- **Helen Gillespie Ferris Society:** \$750,000 cash, in-kind gifts, and planned gifts
- **Legacy Society:** \$500,000 cash, in-kind gifts, and planned gifts
- **Carillon Society:** \$250,000 cash, in-kind gifts, and planned gifts
- **Phoenix Society:** \$100,000 cash, in-kind gifts, and planned gifts
- **Old Main Society:** \$50,000 cash, in-kind gifts, and planned gifts
- **Founder's Society:** \$25,000 cash, in-kind gifts, and planned gifts
- **President's Society:** \$10,000 cash, in-kind gifts, and planned gifts
- **Abigail Smith Timme Society:** All planned gifts
- **Annual Leadership Society:** \$1,000 in cash or in-kind gifts made each year
- **Annual Crimson & Gold Society:** \$500 in cash or in-kind gifts made each year/\$100 in cash or in-kind gifts made each year for our most recent graduates of 5 years or less

Athletic booster clubs help student-athletes:

- **Bulldog Athletic Association:** The fundraising arm of Ferris State Athletics, gifts support our student-athletes in 17 intercollegiate programs
- **Blueline Club:** Gifts are designated to support the varsity hockey program. Hobey Baker \$1,000+, All American \$500-\$999, Captain \$100-\$499, Basic \$50-\$99
- **Gridiron Club:** Gifts are designated to support the football program. 1100 Fund Level \$1,100, Coaches \$500, All American \$250, Bulldog \$125, Lettermen \$50, Basic \$25
- **Rebounders Club:** Gifts are designated to support the men's basketball program. Elite Committee \$2,000+, All-American \$500-\$1,999, All-Conference \$250-\$499, Captain \$150-\$249, Basic \$50-\$149, Kid's Club \$25, Reserved Seating \$25
- **Sixth Dawg Club:** Gifts are designated to support the women's basketball program. Hall of Fame \$1000+, MVP \$500-\$999, Captain \$250-\$499, Starter \$125-\$249, Bulldog \$75-\$124

For further information, please contact William R. Goode at [231-591-3818](tel:231-591-3818) or email at: WilliamGoode@ferris.edu

GENERAL INFORMATION

HOUSING & RESIDENCE LIFE

Living on campus has proven to foster student engagement and improve overall student success. Ferris State University on-campus housing provides an environment that is clean, comfortable, safe and conducive to supporting the academic mission of the University. More specifically, living in the residence halls enhances and completes the learning that occurs at the University.

Student growth is enhanced through exposure to other points of view, experiencing diverse populations, and learning to live interdependently in a community of peers. Living with others can help residents develop coping skills and experiment with responsible decision-making in a safe environment.

A variety of housing and dining options give students the opportunity to create the environment in which they feel most comfortable. Amenities include wired and wireless internet connections in each residence hall, a choice of double or single rooms, the first-year experience and many other themed housing options. Cable television, available in every room, includes HD and movie channels. Washers and dryers are located on virtually every floor. Mail is delivered to each residence hall and each hall is equipped to provide a homelike feel with items such as board games, large screen televisions, overstuffed furniture and hall-sponsored activities.

Living in the residence halls is an educational endeavor. Our staff provides social and educational programming aimed at building cohesive communities on each floor. While our hall staff is in place to assist in maintaining community standards, residents are reminded that maintaining community standards is a shared responsibility.

The apartment community at the University consists of the West Campus Apartments. The West Campus complex has 150 two-bedroom, 50 three-bedroom and 15 four-bedroom unfurnished townhouses that include a laundry facility in each complex. They are designed to provide a neighborhood-like atmosphere for families and single students alike. Families with children living in campus apartments are encouraged to use the playground, basketball courts and various walking paths.

The East Campus Suites are neither residence halls nor apartments; rather this style of on-campus housing combines the best of both worlds. Each of the three 3-story buildings is home to 100 students. Exterior doors are locked 24/7 utilizing the same card swipe access and blue light/call box phone security system as our residence halls. Each building houses 24 four-bedroom suites and 2 two-bedroom suites. Every student has his or her own furnished bedroom and shares a full bathroom with one other student. A furnished living room and full kitchen complement the feeling of home each suite provides. With amenities such as air conditioning, garbage disposal, wireless connectivity, campus cable television, and more, the suites are sure to be a campus favorite for generations to come.

Accessible residence halls, townhouses and suites are available for students with special needs.

Learn more of what the Office of Housing & Residence Life has to offer on line at <http://www.ferris.edu/housing>.

INFORMATION TECHNOLOGY SERVICES

The Information Technology Services (ITS) department works collaboratively with members of the University to provide technology services that directly support the University's mission to prepare students for successful careers, responsible citizenship, and lifelong learning. Our services include audio/visual, project management, security, consulting, automation, mobile application, physical network infrastructure, wireless, phone support, desktop management, enterprise application support, design, deployment, and integration.

The Technology Assistance Center (TAC) is the first point of contact for students, faculty, staff, and external customers associated with the University for Computer Assistance. Customers can contact TAC via phone, chat, self-service portal, or email. TAC also maintains University specific knowledge articles on University standard hardware, software, and systems on the ITS website (www.ferris.edu/it).

To support the University's mission, TAC manages the software and hardware on approximately 6,000 University-owned computer stations located in classrooms, computer labs, meeting areas, and faculty/staff offices. Many of the classrooms also have specialized equipment to aid instruction such as projectors, large displays, and multimedia playback and recording systems.

Overall, TAC coordinates approximately 29,000 work tickets each year to address the needs of our customers.

Enterprise & Application Services (EAS) maintains and supports the servers and application infrastructure for the University. EAS manages approximately 200 servers ensuring timely and reliable access to business computing resources. The primary business systems include Banner, the University's records system; MyFSU, the campus portal system; WebFOCUS, the University's enterprise reporting tool; and FERRISGO, the University's mobile app. EAS supports many cloud solutions, including Blackboard Learn. Blackboard hosts the University's online courses for students across the globe and provides the tools to enhance student learning and assessment for many on-campus courses as well. EAS offers services focused on process automation and project management to increase efficiencies in existing applications and ensure successful outcomes.

The Network and Telecommunications team maintains, develops, and supports the high-speed communications infrastructure for the University's computers, mobile devices, and multi-media devices across the Ferris statewide network. Telecommunications also maintains the cable TV, emergency management notification systems, and phone services for the University.

The Student Technology Services (STS) team provides repair services for personally owned computers at a nominal charge for students and employees. STS also sells Adobe software at significantly reduced prices to students and employees. The STS office is located on the first level in the University Center. Students and employees can download five free copies of Microsoft Office on personal devices for use as long as they are an active member of the University. STS also operates the iConnect program where students can have their networked devices set up to connect to the network for no charge at the start of each fall semester.

The ITS Security Team works with members of ITS, leaders, and users throughout the Ferris community to that ensure the system security meets the needs of the University. The IT Security Group is instrumental in the development, delivery and maintenance of information security systems to safeguard the university's data, information assets and the supporting infrastructure against unauthorized use, disclosure, modification, damage or loss utilizing Mobile Device Management and encryption. Our security services include the implementation of IT security methods and remediation,

GENERAL INFORMATION

monitoring of IT security related events, threat and vulnerability management, and security incident response services.

ITS Security promotes a safe and secure information technology operational environment through assessment and hardening of systems. The team coordinates and communicates security related information to the University community. Ongoing assessments identify confidential, proprietary, and sensitive information resources to determine appropriate use and access, and to employ measures to protect the resources from unauthorized access and/or disclosure.

INTRAMURAL AND RECREATIONAL SPORTS

Annually, more than half of the student body participates in organized recreational sports activities, including extensive intramural and club sport programs. Other students participate in informal recreation activities. Ferris provides ample facilities for athletics and recreation, including a Student Recreation Center with pool, weight room, basketball and volleyball courts, and an indoor track; a golf course; a sports complex including full and half-size ice rinks, additional basketball and volleyball courts; racquetball courts and indoor and outdoor tennis courts.

KENDALL COLLEGE OF ART AND DESIGN OF FERRIS STATE UNIVERSITY

HISTORY OF KENDALL COLLEGE OF ART AND DESIGN

Kendall College of Art and Design (KCAD) began in 1928 through a generous endowment provided by Helen M. Kendall as a memorial to her husband, David Wolcott Kendall, known as the Dean of American Furniture Designers. Helen Kendall envisioned a school whose graduates would be leaders in the world of art and design, and throughout its history, KCAD has prepared generations of students for careers as professional artists and designers. KCAD also provides children and adults with the opportunity to pursue courses in art and design through its dynamic continuing studies program.

In 1996, the Board of Trustees of KCAD approved a merger with Ferris State University, a process that was completed in December 2000. Founded in 1884 as Ferris Industrial School, Ferris State University is dedicated to providing an education that prepares its students for professional careers. Ferris also seeks, through its educational programs, applied research and expertise to support and strengthen the economy of Michigan and the nation.

In combining these two distinctive institutions, the Boards of both KCAD and Ferris have forged a union that offers students the educational opportunities and strengths of each institution. At the heart of both institutions is the commitment that graduates are prepared to pursue professional careers. Each institution shares a dedication to educational excellence and innovation coupled with practical application. As partners, the two institutions will build upon and expand the unique educational opportunities they offer in world-class programs in art, design, and technology.

In the fall of 2013, KCAD finalized a merger with Urban Institute for Contemporary Arts (UICA) that enables both organizations to reach a wider audience through enhanced opportunities for joint exhibitions and additional programming.

KCAD MISSION

As a college within Ferris State University, Kendall College of Art and Design prepares students for leadership in the visual arts, design, art history, and art education; provides innovative, collaborative education that fosters intellectual growth and individual creativity; and promotes the ethical and civic responsibilities of artists and designers, locally and globally.

KCAD VISION

As an innovator in art and design education, KCAD will cultivate a student-centered learning community that fuels the regional economy with creative leaders and critical thinkers with global perspectives.

EQUAL OPPORTUNITY POLICY

KCAD is committed to the principle of equal opportunity in education and employment. It is the policy of the University to prohibit unlawful discrimination in connection with any aspect of educational programs or opportunities, services to the public, or employment, on the basis of race, color, religion or creed, national origin, sex, age, marital status, veteran or military status, height, weight, protected disability, or any other characteristic prohibited by applicable State or Federal laws or regulations. In addition, although not mandated by law, it is the policy of the University to prohibit discrimination in education and employment based on sexual orientation.

GENERAL INFORMATION

KENDALL COLLEGE OF ART AND DESIGN OF FERRIS STATE UNIVERSITY (continued)

As part of Ferris State University, Kendall College of Art and Design is accredited by:

The Higher Learning Commission of the North Central Association of Colleges and Schools
230 South LaSalle Street, Suite 7-500
Chicago, IL 60604-1413
(800) 621-7440

Kendall College of Art and Design of Ferris State University is an accredited institutional member of:

The National Association of Schools of Art and Design
11250 Roger Bacon Drive, Suite 21
Reston, VA 22090
(703) 437-0700

Kendall's Interior Design program is accredited by:

The Council for Interior Design Accreditation
206 Grandville SW
Grand Rapids, MI 49503-2822
(616) 458-0400

The Kendall College of Art and Design of Ferris State University Master of Architecture Program has been granted Candidacy status for accreditation by:

The National Architectural Accrediting Board
1101 Connecticut Avenue NW, Suite 410
Washington, DC 20036
(202) 783-2007

Bachelor of Fine Arts in:

Art Education with K12 Art Education Certification
Collaborative Design
Digital Art and Design
Drawing
Fashion Studies
Furniture Design
Graphic Design
Illustration
Industrial Design
Interior Design
Medical Illustration
Metals and Jewelry Design
Painting
Photography
Printmaking
Sculpture and Functional Art

Bachelor of Science in:

Art History

Master of Architecture

Master of Art Education

Master of Arts In Design

Master of Arts In Visual and Critical Studies

Master of Fine Arts in:

Drawing
Painting
Photography
Printmaking

OFFICE OF MULTICULTURAL STUDENT SERVICES

The Office of Multicultural Student Services (OMSS) promotes the intellectual understanding and appreciation of diversity, inclusion and social justice by creating opportunities for learning and leadership development for the campus community. In addition, the office provides meaningful support to assist in the transition, retention, and graduation of underrepresented student populations.

As students matriculate through Ferris, the OMSS staff is committed to supporting students through five pillars of service:

Advocacy - OMSS makes every attempt to ensure that our students' college experiences are fair and as rewarding as possible by providing meaningful support.

Leadership Development - Through the T.O.W.E.R.S. Leadership Development Program, OMSS provides development opportunities for students to learn and develop important transferable skills that will assist them in becoming leaders on campus and in their future careers.

Mentorship - OMSS staff provides one-on-one guidance to students and organizations to encourage growth and development and to help them make healthy choices socially and academically.

Cultural Awareness - OMSS sponsors a variety of programs, guest speakers, and discussions to engage the campus community and facilitate student learning as it relates to multiculturalism and inclusion.

College Access - OMSS spreads awareness and creates a college-going culture to prospective middle and high school students through the federal and state funded MI GEAR UP/KCP College Day Program. OMSS coordinates many cultural awareness events throughout the year, listed are just a few: Conversations on Race, #NoType Campaign Against Stereotypes, Transitions to Success: Minority Freshman Orientation, Cultural Connections Open House, Hispanic Heritage Month Celebration, Native American Heritage Month Celebration, Dr. Martin Luther King, Jr. Celebration, Black History Month Celebration, Women's History Month Celebration, Asian American History Month Celebration, OMSS Minority Graduate Recognition Program, T.O.W.E.R.S. Leadership Development Program, and Black Male Network Initiative.

OFFICE OF TRANSFER AND SECONDARY SCHOOL PARTNERSHIPS

The Office of Transfer and Secondary School Partnerships promotes access to higher education and degree attainment by facilitating successful transfer of college and articulated credit for transfer students and provides opportunities for high school students to earn college credit through Secondary Partnership Agreements that include college readiness, dual enrollment, concurrent enrollment, early/middle college and articulation for high school students. The Office serves as the hub for collaborations between high schools, career and technical education centers, early/middle college programs and high schools, postsecondary institutions and Ferris State University.

RETENTION AND STUDENT SUCCESS

Retention and Student Success is the home for academic support services at Ferris State University. The purpose is to provide developmental courses, educational counseling, and academic support services that will empower students enrolled at Ferris State University to achieve their educational and career goals.

STUDENT AFFAIRS

The Student Affairs Division is committed to creating a campus environment that promotes student learning and positive, healthy, and safe living experiences through our services and activities. This is accomplished through a variety of programs and services for students through the following departments: Birkam Health and Counseling Centers, Center for Leadership, Activities and Career Services, Admissions, Registrar's Office, Financial Aid, Institutional Research and Testing, Enrollment Services, Office of Multicultural Student Services, Student Conduct, Student Employment, Student Life, University Center and University Recreation. These departments promote, support and complement the mission of the institution by working collaboratively with students, faculty, staff and the surrounding communities to facilitate opportunities for students to access higher education and participate in student-centered learning through diverse experiences that support student engagement, retention and graduation.

STUDENT EMPLOYMENT

The Student Employment Office is located in the Timme Center for Student Services. Its goal is to assist students in finding part-time employment that will provide income while attending Ferris, as well as help them learn transitional skills that will benefit them upon graduation. There are over 2,000 student employees on campus every year. In addition to helping students find jobs on campus, Student Employment offers off-campus job postings for area businesses. The Office participates in the Federal Community Service Work Study Program that allows students to work in community-based positions in the area such as the local food pantry, working as a reading tutor for local students, or the local recycling center. Students may also sign up for the Quick Cash program that puts them in touch with local residents who are looking to hire students for odd jobs such as yard work, painting, etc. More information on Student Employment can be found at <http://www.ferris.edu/HTMLS/admision/financialaid/employment/index.htm>

Having a part-time job while going to school is a great way for students to interact with others, learn valuable job skills, and earn some spending money to keep student loans to a minimum.

FERRIS BUILDINGS AND POINTS OF INTEREST

Alumni Building (1929) - The oldest building on campus and the only building to survive the fire in 1950, the Alumni Building houses the University Archives and Extended and International Operations, which administers Ferris Statewide, Ferris Online, Conference and Professional Services, Entrepreneurship Institute, Academic Incubator, and the doctorate program in Community College Leadership. Classrooms and faculty offices for the College of Arts and Sciences are also in this building, as well as the office of Ferris State University TORCH student newspaper.

Arts and Sciences Commons (1996) - This building houses Arts and Sciences faculty and administrative offices, Retention & Student Success faculty and administrative offices, the Academic Support Center, the Shimadzu Core Laboratory for Academic and Research Excellence, the Card Wildlife Education Center, and the Writing Center, which provides peer tutoring to assist students with writing and study skills. The building also features "The Visionary," a mural - one of the largest of its type in the world - depicting the history of FSU. The Arts and Sciences Commons structure connects the Science and Starr Buildings.

Automotive Center (1956) - The Automotive Center (formerly Trade and Industrial Center) comprises the instructional and lecture facilities for Automotive Services, Automotive Management and Automotive Engineering Technology.

Birkam Health Center (1959) - This building houses the Birkam Health Center as well as the Personal Counseling Center to provide a wide variety of health care and mental health services. It is also the home of the Office of Student Conduct and the Ferris Youth Initiative.

Bishop Hall/College of Education & Human Services (1967) - Built as a residence hall, Bishop Hall/College of Education was remodeled in 1986 to house the College of Education & Human Services administrative offices and classrooms. Early Learning Center (formerly Tot's Place) is also located in this building.

Business Building (1970) - The College of Business houses regular and team-based classrooms and computer labs (Mac, PC, Networking, Security, and Imaging & Media Production), as well as administrative and faculty offices. The facility also includes a recently renovated auditorium that accommodates in excess of 200.

Creative Arts Center (1965) - This building houses the studios, classrooms, and faculty offices needed for the Studio Arts in the College of Arts and Sciences.

Ewigleben Sports Complex/Ice Arena (1974) - This building is comprised of two indoor ice rinks and a recreational wing with facilities for intercollegiate hockey, recreational hockey and skating, basketball, and volleyball, all completed in 1975. An addition completed in 1981 includes fitness and sports medicine facilities and a volleyball arena.

GENERAL INFORMATION

Ferris Library for Information, Technology, and Education (FLITE) (2001) - Located in the heart of the main campus, FLITE features a variety of work and study spaces, including an information commons, 4 instructional studios, 7 seminar rooms, 56 individual and group study rooms, a reading room, an extended-hours study area during midterm and final exam periods, and the Faculty Center for Teaching and Learning (FCTL) Learn Lab, all with wireless access capability. The building has a total seating capacity of 1,300 with access to 172 public computers. FLITE librarians taught over 476 instruction sessions in fall 2016 for Ferris students. Additionally, FLITE librarians bring library instruction to Ferris students around the state through face-to-face instruction and videoconferencing. FLITE is a U.S. Government Documents Depository, a Patent and Trademark Depository Library for Western Lower Michigan, and a depository for the U.S. Bureau of the Census. FLITE is the home to several other university departments including the Faculty Center for Teaching and Learning, the Office of Multicultural Student Services, Media Production, the Jim Crow Museum of Racist Memorabilia, and the Office of Research and Sponsored Programs.

First Lady's Attic (2009) - Ferris State University is committed to providing opportunities for its students, including the opportunity to get professional clothing for a class presentation, internship or job interview at the First Lady's Attic, located in the University Center. Founded in 2009 by Patsy Eisler, the First Lady's Attic accepts donations of professional clothing from alumni, staff and community members. A Ferris student can pick up an outfit free of charge and it is theirs to keep. The First Lady's Attic ensures that all Ferris students are dressed appropriately for success. The Attic is managed by the Diversity and Inclusion Office. For more information, please visit, <http://www.ferris.edu/flattic/>.

G. Mennen Williams Auditorium (1961) - This facility houses FSU's theater program and serves as the largest multipurpose auditorium for the FSU campus. With seating for 1,644, Williams Auditorium hosts musical, dramatic, cultural, and convocation events throughout the year. It also is available for public rental use when scheduling allows.

Granger Center for Construction & HVACR (2003) - The Granger Center for Construction & HVACR is a state-of-the-art facility - an interactive learning center where all structural steel, process piping, mechanical systems, and electrical systems are exposed and, where appropriate, accessible to students. The Center focuses on both theory and application. Its laboratory facilities provide a practical, "hands-on" experience using an extensive array of sophisticated up-to-date equipment devoted to testing and solving problems students are likely to encounter in the field.

Heavy Equipment Center (HEC) (1987) - This 53,000-square-foot building accommodates students in the 2- and 4-year Heavy Equipment Technology programs. The HEC building is the largest facility in the country dedicated to educate and train graduates for entry into the heavy equipment industry workforce. Additionally, it is home to the Heavy Equipment Service Engineering Technology B.S. Degree, the only one of its kind in the U.S.

Interdisciplinary Resource Center (IRC) (1969) - This building contains one large lecture hall seating 120, five classrooms with state-of-the-art teaching technology seating 30-50, television studios, the Center for Latin@ Studies, and the Office of International Education (which includes one computer classroom). The second floor houses faculty from the College of Business. Connected to the College of Business building, the IRC also features a Starbucks in the heart of a comfortable area where students can gather, study and relax between classes.

Jim Crow Museum (2006) - The Jim Crow Museum is a national and international resource for individuals and groups interested in learning more about race, race relations, and racism. Located in the lower level of FLITE, the museum is this nation's largest publicly accessible collection of racial- and segregation-based artifacts. The museum is FREE to the public and features six exhibit areas—Who and What is Jim Crow, Jim Crow Violence, Jim Crow and Anti-Black Imagery, Battling Jim Crow Imagery, Attacking Jim Crow Segregation, and Beyond Jim Crow. The museum also offers a comprehensive timeline of the African American experience in the United States. The timeline is divided into sections: Africa before Slavery, Slavery in America, Reconstruction, Jim Crow, Civil Rights and Post Civil Rights.

Regular hours are Monday through Friday from 12-5 p.m. To schedule a group tour, call (231) 591-5873 or at jimcrowmuseum@ferris.edu. Please refer to the calendar of events for availability. Visitors to the Jim Crow Museum are prohibited from photographing or video recording any portions of the museum. Exceptions to this policy can be made at the sole discretion of museum staff and might include special events, scholars who have arranged in advance of their visits, and credentialed members of the press. Note: Because many of the museum's artifacts and media pieces contain explicit images of violence, nudity, offensive language, and other mature themes, the museum is recommended for those 12 years of age and older.

Katke Golf Course (1974) - This course offers 21 holes of championship golf. The original 18-hole course is a par 72 measuring 6,967 yards from the Black tees, 6,317 from the Crimson tees, 5,648 from the Silver tees and 4,752 from the Gold tees. Katke also features a "Family Tee" for juniors and new golfers. The D.O.G. Tee, or *Developing Original Golfers* Tee, allows new golfers the ability to play with more experienced players.

Katke's award-winning practice facility features three regulation holes (#19, #20 and #21), 100,000 square feet of natural grass teeing space, six target greens, a short game area for pitching, chipping, and bunker play and multiple putting greens.

The Katke Clubhouse sits atop the highest point in Mecosta County with excellent views of the county to the west and of the FSU Campus to the east. The clubhouse provides full-service amenities including a fully stocked Golf Pro Shop, men's and women's locker rooms, Founders' Grill, which features a variety of food and beverage options, and a Multi-Purpose Room with seating for up to 50 guests, perfect for business meetings or small parties.

GENERAL INFORMATION

PGA Professional Staff is available daily, providing all of the needed services for golf-outing events, tournament needs, golf instruction and clinics, and custom club fitting. The golf course is conveniently located adjacent to the Holiday Inn Hotel and Conference Center.

McKessy House (1989) - McKessy House, resembling an Old English cottage on Cedar Street, north of Williams Auditorium, was purchased by Ferris State University in 1989 as a result of a generous gift from Gerald McKessy, a 1929 graduate of Ferris's college-preparatory program who went on to graduate from the Detroit College of Law in 1933. Mr. McKessy was a charter member of the President's Club, a member of the Phoenix Society, a founding father of the Alumni Foundation, a 12-year member of the Board of Directors of the Alumni Association, and a recipient of the Distinguished Alumnus Award in 1971 for the generous donation of his time and talents to Ferris State University. Mr. McKessy donated stock, the proceeds of which were used to buy the house, storage barn, and two acres that are now utilized as parking and additional Arts and Sciences classroom space. Mr. McKessy's gift also made it possible to remodel the house, which is currently occupied by the division of Governmental Relations and General Counsel. This division is responsible for governmental and community relations, legal affairs, equal opportunity, and labor relations.

Michigan Art Walk (1996) - The Michigan Art Walk is an ongoing project whereby original pieces of art work created by Michigan artists are installed throughout campus and linked by a meandering pathway, ultimately reaching into the Big Rapids community. The inaugural sculpture of the Michigan Art Walk, by Ann Arbor-based artist Barron Naegel, was installed in the fall of 1996. Also installed in the fall of 1996 were a wall sculpture by Daniel Roache, under the auspices of the Presidential Art Collection, and the main panel of Robert Barnum's "The Visionary," which depicts the history of Ferris State University. The unveiling of "Escape," an outdoor sculpture by R. Farrington Sharp, on October 17, 1997 continued the project, along with the side panels of "The Visionary" which were unveiled on February 20, 1998, completing Barnum's triptych. "Totem Stack," a sculpture by Ferndale artist Albert Young, was unveiled on May 7, 1998. "Muse" by Irina A. Koukhanova, was dedicated on November 19, 1998, and sculptor Fritz Olsen's "Ripples" was unveiled November 19, 1999. Lois Teicher's functional piece, "Bench with Three Deep Seats," was dedicated on June 14, 2000. "Ferris Arch," a limestone sculpture by Kenneth Thompson, was dedicated October 10, 2001. Mark Chatterley's "Journey to the Body Collective," a flying wall sculpture located in the reading room at FLITE, was dedicated on October 29, 2002. Robert Barnum's "Of Thought and Reason," a 130-foot-long, 10-foot-tall painting on canvas located in FLITE's Extended Study Area was unveiled on August 28, 2003. Ray Katz's "Celebration," a large-scale metal sculpture, was unveiled September 3, 2004. The "TO STRIVE, TO SEEK, TO FIND" sculpture is dedicated to the 125th anniversary of FSU. The sculpture was created in a partnership between Ferris Fine Arts and the campus Welding Engineering Technology Program and was funded under the FSU Festival of the Arts. Important comments, quotes or sayings about Ferris are cut into the figure from support plates redefining viewer response and increasing level of content. The Art Walk pieces, along with information about the artists, can be viewed at <https://ferris.edu/artwalk/homepage.htm>.

Michigan College of Optometry (2011) - This state-of-the-art 87,000-square-foot building is the University's first Leadership in Energy and Environmental Design (LEED) Gold certified building. The Michigan College of Optometry building's first floor is home to the University Eye Center, which provides eye health and vision care services to the public and University community, as well as specialty eye and vision care to patients from all over the state of Michigan, as part of its mission to provide excellent clinical education for students of the college.

Music Center (1962) - The Music Center is located in the heart of the campus at the foot of the Carillon Clock Tower, between the FLITE Library and the Top Taggart Field football stadium. The Music Center features 2 large rehearsal rooms for a number of musical ensembles offered to students and community members. These musical groups include the Concert Band, Symphony Band, Summer Band, Pep Band, Jazz Band, Chamber Orchestra and Concert Choir. These large rehearsal rooms are also equipped with state-of-the-art video and sound technology for instruction of a large variety of general education music courses offered to all students, such as Music Appreciation, American Pop Music, Music Fundamentals, Music and Culture, and Film Music. There are also three practice rooms, each equipped with an acoustic piano, that are available to all students for individual and small group practice. There is also a keyboard lab, with 15 full-sized digital pianos, designed for beginning group piano classes. The music faculty offices are also located in the Music Center.

National Elastomer Center for Plastics and Rubber Technology (1987) - The Ferris Plastics and Rubber program is the largest and most respected undergraduate program of its kind in the United States. The Plastics B.S. program was started in 1982 and continues to fill a great need in the growing plastics industry for technically trained personnel. Ferris graduates gain immediate status as recognized technical leaders. This innovative program provides students with a background that includes topics such as processing, material testing and properties, and mold and product design. Classes emphasize hands-on learning, using the same type of equipment that is currently used in the industry. The plastics building was expanded in 1998, and renamed the "National Elastomer Center" to include educational space for the new rubber degrees. The rubber program is a unique educational experience with graduates being sought after by the rubber industry. Coursework follows the original plastics degree in processing, testing, and design, but also includes rubber compounding. The plastics and rubber industry has shown support for the Ferris programs by sponsoring the construction of the Plastics Building in 1987 and the expansion in 1998 with funding for equipment and supplies, providing job experience by employing our students for summer internships and hiring our graduates.

Pharmacy Building (1972) - Designed to house all on-campus operations of the College of Pharmacy, this building includes specialized laboratories and the Ferris Pharmacy Care Clinic as well as an antique pharmacy exhibit.

GENERAL INFORMATION

Presidential Art Collection (1996) - Daniel Roache was chosen as the first contributor for a collection featuring commissioned works by Michigan artists honoring Ferris presidents. His aluminum, wall-mounted sculpture representing the seven (at that time) academic colleges hangs in the Williams Auditorium lobby. A bronze bust of President Byron Brophy by Midland sculptors James S. Hopfensperger and Joan Hopfensperger-Most was dedicated on April 30, 1999. It is on display in the Ferris Library for Information, Technology, and Education (FLITE).

Quad Café (2015) - The Quad Café includes an All-You-Care-To-Eat Marché Style Dining section where cooks prepare fresh foods in the Exhibition Style of cooking. The Quad Café offers a take-out option along with a variety of seating arrangements that include small individual areas as well as family-style seating, most with an outstanding view of the central campus quad. Located next to The Quad Café is the Grill Pit and the Snack Shack, a unique retail dining section with options that include the newest feature, the "Meal X-Change." The Meal X-Change allows meal plan participants the opportunity to use one of their unlimited meal swipes for a quick meal to go. Available within the retail section is the "Tapingo" mobile app which allows patrons to order and pay for their selections in advance. Conferences, meetings, receptions, and banquets are all hosted and customized by the award winning Catering Division. For more details call: (231) 591-2605.

Racquet Facility (acquired in 1980) - The facility offers four indoor hard tennis courts, ten outdoor hard courts, four 36' clay courts and fifteen 60' tennis courts (including one clay court) for junior players, three indoor racquetball courts/wallyball courts, cardiovascular and free-weight equipment, aerobic and fitness classes, tennis lessons, clinics and league programs, rental equipment and a full-service tennis pro shop. This facility serves intercollegiate athletes, the club tennis team, faculty/staff, students, and the general public.

Rock Café (2008) - The Rock Café incorporates European-style marketplace décor where cooking aromas, product freshness, and abundance are prevalent. An emphasis is placed on food merchandising, and also includes casual café-style seating. Marketplace concepts also referred to as Marché concepts or food emporiums, are the new generation in student dining. A marketplace concept provides an integrated food production and dining experience with an emphasis on fresh ingredients and made-to-order preparation. It is characterized by exhibition cooking at several distinct food platforms. Students today want an element of entertainment with their dining experience, a concept we call "eatertainment." A marketplace concept offers this as the food becomes the "star" and the staff is on "stage."

Science Building (1956) - Remodeled and expanded in 1967 and completely renovated in 1997, this building provides teaching auditoria, classrooms, and science laboratories for the College of Arts and Sciences, as well as the Rawlinson Observatory, John and Rhea Smith Greenhouse, and Reitz Reading Room.

Starr Building (1961) - Completely renovated in 1995, with frequent upgrades, students now enjoy new furnishings, state-of-the-art instructional equipment, multimedia labs, study rooms, and lounges. It is FSU's largest general classroom building and houses the Educational Counseling and Disabilities Services office, the Museum of Sexist Objects and Williams Auditorium, where dozens of live performances and special events are offered each year.

Student Convocation Center/Wink Arena (1999) - This 42,000-square-foot facility, located adjacent to the Ewingleben Ice Arena, seats 2,400, and includes prime sections of chair-back seating. The building complex features an expanded lobby that adjoins the Ice Arena with a pro shop, concession stands, and a display for the Bulldog Hall of Fame. This center serves as the home for the FSU men and women's basketball programs and is used for commencement ceremonies, major concerts, and special events.

Student Recreation Center (1998) - The former HPE/Wink Arena building was remodeled and reopened August 30, 1998. The facility gives students, faculty, staff, and community members a modern gymnasium, weight room, aerobic rooms, exercise machines, elevated track, 40-foot climbing wall, and an indoor swimming pool.

Swan Technical Center (1966) (Renovated 2017) - This building contains many classrooms and laboratories designed specifically for engineering and engineering-technology instruction. The building also contains the administrative offices of several College of Engineering Technology programs.

Timme Center for Student Services (CSS) (1967) (Renovated 2002) - As the official "welcome center" for the University, the Timme Center for Student Services (CSS) serves as a one-stop service center in which students can register for classes, obtain financial aid and housing information, request transcripts, pay bills, and inquire about student employment opportunities. Highlights of Timme CSS include a glass atrium that extends the full height of the eastern side of the building and a second atrium facing State Street, providing natural sunlight and openness for the building. Formerly the campus library, the Timme CSS is a place of diversity, art, history and service. The first floor houses the Financial Aid, Student Financial Services, and Student Employment offices; the offices of Admissions, Registrars, Enrollment Services, Academic Senate, and Institutional Research are on the second floor. The third floor features a display of Ferris historical memorabilia, as well as houses the offices of the President, Provost & Vice President for Academic Affairs, Vice President for Student Affairs, Vice President for Diversity and Inclusion, Budgetary Planning and Analysis, and Testing. The carefully chosen combination of offices and services provides a wonderful welcome to all constituents in the middle of campus.

The Early Learning Center (formerly Tot's Place) (1987) - The Early Learning Center is located on the first floor of Bishop Hall. The center is a nationally accredited educational learning center providing programs for children of FSU students, faculty/staff, and the surrounding community. The Early Learning Center also serves as a laboratory setting which facilitates hands-on experiences for Ferris students preparing for future careers in education.

GENERAL INFORMATION

University Center (2015) - The University Center, formerly known as the Rankin Student Center, provides a wide variety of services and activities to meet the needs of students, faculty, staff and guests of the University. The center offers an updated anytime dining service with a retail component, Starbucks Coffee Shop, Barnes & Noble Bookstore, Ferris Fine Arts Gallery, the First Lady's Attic, several multi-purpose meeting rooms, a ballroom, the Rankin Atrium, commuter lounge and study lounge with computers and printing capabilities. In addition, several lounges provide comfortable areas for studying, relaxing and social engagement. Offices for student organizations include the Student Government of FSU, Entertainment Unlimited (programming board) and Veteran's Association. On the administrative side, the offices include the Dean of Student Life, Center for Leadership, Activities and Career Services, Catering Services, Title IX, University Center and Student Technology Services.

Victor F. Spathelf Center for Allied Health (1979) - This four-level structure contains the specialized classrooms, laboratories, and offices for the students, faculty and administration of the College of Health Professions.

FERRIS STATE UNIVERSITY CALENDAR**Fall Semester, 2017**

Aug. 23-25	Late Registration
Aug. 28	Classes begin
Aug. 28-31	Drop/Add by 5:00 PM Thursday
Sept. 4	Labor Day - no classes
Oct. 16	Mid-term grades due
Nov. 2	Last day for approved unqualified W grade
Nov. 22	Thanksgiving recess begins
Nov. 27	Classes resume
Dec. 8	Last day of classes
Dec. 11	Examination week begins
Dec. 15	Last day of examination week
Dec. 16	Fall Commencement
Dec. 18	Final grades due by 1:00 PM

Spring Semester, 2018

Jan. 4-5	Late Registration
Jan. 8	Classes begin
Jan 8-11	Drop/Add by 5:00 PM Thursday
Jan. 15	Martin Luther King Birthday - no classes
Mar. 3	Spring recess begins
Mar. 5	Mid-term grades due
Mar. 12	Classes resume
Mar. 22	Last day for approved unqualified W grade
Mar. 29	Mid-term break begins - no classes
Apr. 2	Classes resume
Apr. 27	Last day of classes
Apr. 30	Examination week begins
May 4	Last day of examination week
May 4-5	Spring Commencement
May 7	Final grades due by 1:00 PM

Summer Semester, 2018

May 14	Late Registration
May 15	Classes begin
May 15-18	Drop/Add by 5:00 PM Friday
May 28	Memorial Day - no classes
July 4	Independence Day recess - no classes
July 5	Last day for approved unqualified W grade
Aug. 8	Last day of summer semester classes
Aug. 13	Final grades due by 1:00 PM

TELEPHONE NUMBERS (frequently used)

The telephone number for the Ferris State University Call Center is (231) 591-2000; the telephone operator can assist you. Most colleges, departments and offices also have their own numbers. The toll free number is (800) 433-7747. Some frequently called numbers are listed below:

Academic Deans' Offices

College of Arts and Sciences	591-3660
College of Business.....	591-2420
College of Education & Human Services.....	591-3648
College of Engineering Technology	591-2890
College of Health Professions	591-2270
College of Pharmacy.....	591-3780
Kendall College of Art & Design.....	(616) 451-2787
Michigan College of Optometry at FSU	591-3706

Academic Services

Extended and International Operations

Ferris Statewide & Online (off-campus & online offerings)	591-2340
Office of International Education	591-2450
Retention and Student Success.....	591-2428

Student Services

Admissions & Records	591-2100
Birkam Health Center	591-2614
Financial Aid/Scholarships.....	591-2110
Student Financial Services	591-3972
Center for Leadership Activities & Career Services (CLACS)	591-2685
Institutional Research & Testing	591-3628
Orientation	591-3400
Residential Life (Housing)	591-3745
Student Employment	591-2012

General

Alumni Relations	591-2345
Athletic Department	591-2860
FLITE Library.....	591-3500
Public Safety	591-5000
University Advancement & Marketing	591-3815
University Center	591-5916

Kendall College of Art & Design(616) 451-2787

Admissions – dial main number and ask for	EXT 3011
College Counselor - dial main number and ask for	EXT 1136
Enrollment Management - dial main number and ask for	EXT 1113
Financial Aid - dial main number and ask for.....	EXT 1112
Library - dial main number and ask for.....	EXT 1121
Registrar - dial main number and ask for	EXT 1128

EDUCATIONAL GRANTS AND SCHOLARSHIPS

2017-2018 FIRST-TIME FRESHMAN SCHOLARSHIPS			
<u>Scholarship</u>	<u># Awarded</u>	<u>Total Amount</u>	<u>Average Award</u>
Founder's	81	\$931,000	\$11,500
President's	54	\$318,000	\$6,000
Provost's	163	\$726,000	\$4,500
Dean's	165	\$572,000	\$3,500
Ferris Gold	194	\$382,000	\$2,000
Ferris Crimson	223	\$328,000	\$1,500

FEDERAL

Teacher Education Assistance for College and Higher
Education Grant (TEACH)
The Federal Pell Grant
The Supplemental Educational Opportunity Grant

STATE

Gear Up Grant
KCP Future Faculty Fellowship
Michigan Competitive Scholarship
Michigan Nursing Grant
Tuition Incentive Program (TIP)

INSTITUTIONAL

Ability Scholarship
Academic Opportunity Scholarship
Athletic Grants (Individual Sports)
COB Leadership Scholarship
College of Business Scholarship
Community Based Scholarship
COT Student Kickoff Award
Dean's Scholarship
Detroit Compact Scholarship
Doctor of Pharmacy Scholarship
Entertainment Unlimited Scholarship
Ferris Achievement Scholarship
Ferris Grant
Ferris Support Grant
Ferris Youth Initiative Scholarship
Founder's Scholarship
FSU Native American Tuition Waiver
Honors Residential Life Scholarship
Intensive English Scholarship
International Transfer Scholarship
Kelso-Battle Scholarship
Kendall Assistance Grant
Military Veteran's Scholarship
Non Resident Transfer Scholarship
Phi Theta Kappa Scholarship
President's Invitational Scholarship
President's Scholarship
PTM Scholarship
Skills USA Scholarship
Spaghetti Bridge Competition
Study Abroad Scholarship
Transfer Presidents Scholarship
Transfer Gold Scholarship
Transfer Crimson Scholarship
Wade McCree Scholarship
Wenrich Tuition Scholarship

EDUCATIONAL GRANTS AND SCHOLARSHIPS

GRANTS AND SCHOLARSHIPS

1968 Football Scholarship
A.M Aguirre Memorial
Abigail Smith Timme
AFSCME Local 1609
Alice & George Wales Hockey
Alumni Association Legacy
American Hotel Foundation Scholarship
American Professional Estimators Scholarship
Amerikam Scholarship
Andrew Jeffrey Crim Justice
Antigua Annual Scholarship
Architectural Metals
ASHP Student Leadership Award
Bachelor of Integrative Studies
Barbara Reuther Memorial Nursing
BCI New OD Scholarship
Big Rapids Garden Club Scholarship
Bill & Theresa Streeter Family Sch.
Biology Faculty/Staff
Board of Nursing Scholarship - MSN
Boyce Family Hockey
Brian McDonald Scholarship
Brudy Memorial Pharmacy Scholarship
Bush Insurance Scholarship
C. Alan Tressler Memorial Scholarship Fund
Canadian Lakes Garden Club Scholarship
Canteen Services Inc. Scholarship
CCNA Certification Scholarship
Charles & Kimberly Christmas Scholarship
Charles G. Jehnzen Basketball Scholarship
Charles Jehnzen Scholarship - CET
Charter Schools Office Scholarship
CHP Empowerment - Health Professions
Clare & Patsy Johnson
CM Industry Golf Outing Scholarship
Coach Walton & Barbara Piggott
College of Business Management Department
Construction Assoc/Don Purdie Mem Sch
Construction Tech & Mgmt. Stu Competition
Craig & Tamara Amey Beyond the Books
Criminal Justice Class of 1983
CVS Pharmacy Award
D. Edwards Intercollegiate Soccer
Daniel Tyler Scholarship
David & Carol Drake Scholarship
David E. Hamilton Endowed
David Prior Scholarship
DECA Scholarship
Delta Dental Foundation Annual
Dettman Family Endowed
Dick Brammer Scholarship
Dieter H. Weiss Award
Doc Heeter Blueline Club
Dominic Ciarrmitaro ISI Memorial
Donald Lowell
A. Cramer Memorial Scholarship
Abbott Laboratories Scholarship
Advantage Technical Services (fka TAC Auto)
AITP Scholarship
Alton & Evelyn Brayton Scholarship
American Asoc. of HTG, REF and A/C Eng.
American Photo Marketing Scholarship
American Subcontractors Assoc of Michigan
Andrea L. Warfield Memorial Endowed Scholarship
Anne Szabunia Memorial Scholarship
Arab American Pharmacist Assoc.
Arnold & Carolyn Johnson Scholarship
Atwell, LLC Surveying
Barbara Chapman International Study
Barnes & Noble Scholarship
Beacon Endowment (Faculty/Student)
Bill & Lynne Scheible Scholarship
Bingman Scholarship
Blanche Arnold Scholarship
Board of Nursing Scholarship - RN
Brian Chapman Memorial PGM Scholarship
Brian Tomczyk Memorial
Builders Exchange of GR & W. MI
Business Student Assistance Scholarship
Call Family Scholarship
Canadian Lakes Mecosta County Scholarship
CAS Dean's Legacy Annual Scholarship
Charles & Dorothy Peterson
Charles & Mary Bacon
Charles Hampton Scholarship
Charmaine Smith Students with Children
Chase Plastic Scholarship
CJ General Scholarship
Clare Mugford R.N. Memorial Endw.
CNH Industrial Annual - CET
College of Business Dean's Annual
College of Education Alumni Scholarship
Construction Mgmt industry
Cory Myrie Memorial
Criminal Justice Annual
Cummings Scholarship
D & T Wilhelm Volleyball Endowed
Dacho & Ruth Dachoff
Daudi Book Scholarship
David D. Whalen Scholarship
David Pao International Scholarship
David R. Greer Surveying Engineering Scholarship
Dee Kap Memorial Scholarship
Delta Tau/Lambda Chi Scholarship
Diane Nix Memorial Scholarship
Dick Dolack Excellence in Officiating Scholarship
Distinguished Zerocrats Scholarship
Doctor of Pharmacy Scholarship
Donald and E. Lyle Magee Scholarship
Donald Shreve Scholarship

EDUCATIONAL GRANTS AND SCHOLARSHIPS

Douglas Froelich Scholarship
 Dr. Adnan Dakkuri Pharmacy Scholarship
 Dr. Henry R. Racki OPT Scholarship
 Dr. Ian Mathison Endowed Scholarship
 Dr. Marlene O'Hara Memorial Annual
 Dr. Walter Betts Memorial
 Dr. William Sakalauskas Scholarship
 Duane Bremer
 Dykstra Scholarship
 E & J Wurzer Memorial
 Ed Harris Memorial Scholarship
 Edwin & Barbara Courtright Scholarship
 Elizabeth Keeney Scholarship
 Ensign Family Endw
 Ewigleben Scholarship
 F.A. Muehlenbeck Scholarship
 Fairman Scholarship Fund
 Family Fare Pharmacy Scholarship
 Fenn & Associates Surveying Scholarship
 Ferris Academic Opportunity
 Ferris Foundation Need Based Scholarship
 FFA/Russel Moffett Scholarship
 Frances Friar Nursing Scholarship
 Frank Karas Scholarship
 Fred E. Taylor Endowed Scholarship
 Frederick Broemer Award
 Friar Family Endowed
 FSU Alumni Softball Scholarship
 FSU/GRCC Assist Annual Scholarship
 FSU/GRCC Digital Media Software Engineering
 Fund Evaluation Group Scholarship
 G. Mennen Williams Endowed
 Gary Cousineau - Hockey
 Gary Waters Basketball Scholarship
 Gentex Corp
 George & Kathryn Menoutes Scholarship
 George Holcomb Memorial Scholarship Fund
 Gerace Construction Scholarship
 Gilbert Cobb
 GM Service Op Auto Tech Scholarship
 Gordon Kamstra Memorial Scholarship
 GR New Car Dealers Scholarship
 Graphic Comm & Graphic Media Mgmt.
 H, I, & M Price
 Hagerman Family Pharmacy Endowed Scholarship
 Harley Halsted Scholarship
 Harry Larson Memorial Scholarship
 Harry Swartz Pharmacy Administration Award
 Hedrick Assoc
 Helen Ferris Vartan Scholarship Fund
 Henry Tschappat Scholarship
 Hoexum Scholarship
 Hospitality Management Scholarship
 HS Die Engineering, Inc.
 HVACR - Htg. Vent, A/C, Ref. Engineering Scholarship
 Insurance Program Annual Scholarship
 Douglas Hagemann Scholarship
 Dr. Gabriel Memorial End. Scholarship
 Dr. Henry Reitz End. Scholarship
 Dr. Jack Bennett Memorial Scholarship
 Dr. Merrill R. Murray Memorial Scholarship
 Dr. William Maher Annual
 Dr. William Sederburg Scholarship
 Durst Family Annual
 E & B Nickles Memorial
 E-Commerce Marketing Scholarship
 Edward Griffin Memorial Teacher Education
 Elizabeth Claucherty
 Ellen Haneline Memorial
 EU Ability
 Excellence in Optometry Scholarship
 Faculty Spon. Stu Dev - A&S
 Falcone Memorial Scholarship
 Felpausch Pharmacy Scholarship
 Ferris & Jean Leach Scholarship
 Ferris Cares Opportunity 125
 Ferris Foundation Opportunity Scholarship
 Fortune/Morlock Memorial Scholarship
 Frank & Mildred Justin
 Frank Marra Memorial Scholarship
 Fred Kellogg Scholarship
 Freudenberg NOK Scholarship
 FSU Alumni & Friends Scholarship
 FSU Dining Services Scholarship
 FSU/GRCC Digital Animation & Game Design
 FSU/GRCC Endowed Scholarship
 G Storm Memorial Technical Teacher Education
 Gary & Jean Horn
 Gary Perelli Football
 Geff Reinke Endowed Scholarship
 Geodetic Designs
 George Bowlby Scholarship
 George Kossaras Scholarship
 German Language & Culture
 Glen's Pharmacy Scholarship
 Gordon & Pat VanDyke Hockey
 GR Chapter of the Const. Specif. Inst. "Art Nelson Mem"
 Grace Fleming R.N.
 Gregory Dreuth Scholarship
 Hagerman Family Pharmacy Annual Scholarship
 Hammer's 4-C's Award
 Harper Wildern Pharmacy Scholarship
 Harry Melling Memorial Scholarship
 Health Professions Dean's Student Award
 Helen Bennett Memorial Scholarship
 Helen Popovich Scholarship
 Hicks Gridiron Scholarship
 Honorable John O'Brien Scholarship
 Howard Hulsman Scholarship
 Hurst Mechanical Inc. Scholarship
 Insurance Alumni Program Endowed
 International Student Emergency Scholarship

EDUCATIONAL GRANTS AND SCHOLARSHIPS

International Student Endowed
J.E. Johnson Skilled Trades
J.P. Nelson
Jack Newcombe Scholarship
James & Georgia Nicholas Endowed
James & Katy Moore - Surveying
James Bolthouse Memorial Scholarship
Jan Vonk Endowed (Kendall)
Jeff & Annette Rowe Pharm D/MBA Annual
Jerry and Mary Ford Scholarship
Jessica Nagle-Wilson Scholarship
Jimmie & Marlene Rodgers
Joan Nelson Scholarship
John Baylis Football
John Christie Scholarship
John Ladd
John P. Nelson Endowed Scholarship
John Sebold Memorial Scholarship
Joseph Bishop Surveying Scholarship
Joseph Sasaki Scholarship Fund
Julia McCormick
Karl Huffman
Kathleen & Edward Lunt
KEBS Incorporated Scholarship
Ken & Christine Bailey Family Endowed
Kendall Digital Media Scholarship
Khagendra Thapa K. Surveying Scholarship
Korean Students Scholarship
L & J Keys Scholarship
Lacks Enterprises Inc. Annual
Laverne Curtis Scholarship
LeBlond Foundation of Makino Die/Mold Apps.
Leslie Osborn
Lloyd Zill Annual
Louis & Angeline Burg Scholarship
Lula Coker Nash Scholarship
Marco Family Foundation Grant
Marriot Golf Scholarship
Martin J Wozniak End. Scholarship
Mary C. Feint Surveying Scholarship
Mary McCorriston Child Development
Mathematics Faculty/Staff
Mathison Legacy Endowed
Matt Lichtle Scholarship
Maude Korstange Scholarship
McKesson Med. Mgmt Dean's Scholarship
McNaughton & McKay Scholarship
Mechanical Service Contractors of America
Medicine Shoppe Scholarship
Meijer Inc. Pre-Senior Scholarship Award
MI Foundation for Vision Awareness & MCO 1st Prof.
MI Pharmacists A D PRFFLSM Award
Michael & Paula Rushford Scholarship
Michelle Robinson Scholarship
Michigan Association Pipe Trades Scholarship
Michigan Chapter Air/Cond Contractors Scholarship
J & C Duddles Endowed
J.N. Nelson Family Scholarship
Jack LeBarre Scholarship
James & Christine Jacobs
James & Katy Moore - Health Professions Annual
James B. Turner Endowed
James Shane Scholarship
Japanese Parent's Textbook Scholarship
Jenny Jacobs Softball Scholarship
Jerry Moore Memorial PGM Scholarship
Jim Ferrell Memorial Endowed Scholarship
Joan E. Totten
Joan Reirson Draugalis Endowment
John Celestino Endowed Scholarship
John Deere Foundation Scholarship
John Newell Scholarship
John R. Smith Memorial Endowed Leadership
Jordan Scholarship
Joseph Juran Scholarship
Jourdain Scholarship
Karen Boochard Social Work Endowed
Karlis K. Kazerovskis Scholarship
Kauzlarich/Campana Family
Kem-Tec Surveying, Eng & Enviro. Serv Benchmark
Ken Schmitigal
Kenneth Spoerk Memorial Scholarship
K-Mart Pharmacy Scholarship
Kurt Hellthaler Memorial Scholarship
Labroff Scholarship
Lang & Lit Annual
Leading Shadows OMSS Leadership Annual
Leonard Johnson Disc Sports
Lewis & Lewis Surveying
Long Scholarship
Lucy & Fabian Ngoh Educational Opportunity
Mahida Surveying Scholarship
Mark & Debra Newhouse & Bill & Patricia Jones Hockey
Marry Anne & Shakespeare Goldsmith Endowed
Mary Ann Hashimi Memorial Scholarship
Mary Lou Washatka
Mary T. Creswell Scholarship
Mathison Fellowship Enw
Matt & sara Nawrocki Endowed
Maude Bigford
MCERF Annual
McLoughlin Family Endowed Scholarship
MCO Alumni Endowed Scholarship
Mecosta Cnty Med Center Aux
Meijer Inc. Accountancy Scholarship
MI / American Foundation for Vision Awareness
MI Garden Club fka Federated Garden Club
Michael & Joann Bigford Scholarship
Michael Sanborn Pharmacy Endowed
Michigan Adjusters Association Scholarship
Michigan Association Professional Ins. Agency
Michigan Mechanical Contractor Scholarship

EDUCATIONAL GRANTS AND SCHOLARSHIPS

Michigan Pharmacy Fund Scholarship
 Mid Michigan Pharmacists Association Scholarship
 Mike Shira Health Systems Management
 Minnie Mould Marsh Endowed Scholarship
 ML King/Rosa Parks/KCP Future Faculty
 Moore & Bruggink Incorporated Scholarship
 NA Heat-Air Conditioners Scholarship
 National Guard Scholarship
 Norman & Helen Bennett
 North American Htd. & A/C (HARDI)
 Northern Michigan Road Commission Scholarship
 Oakland Area Scholarship
 Oldfield Family Educational
 Opportunity Ferris Cares-A&S
 Opportunity Ferris Cares-CEHS
 Opportunity Ferris Cares-COB
 Opportunity Ferris Cares-PHARM
 Oswald Rossi Scholarship
 Outer Drive Hospital Auxiliary Scholarship
 Patricia & Edward Sammel
 Patrick Kearns Educational Annual
 Paul E. Borton Memorial Scholarship
 PGM Alumni Scholarship
 Pharmacists Mutual Scholarship Award
 Pharmacy Dean's Scholarship
 Phy Science Fac/Staff
 Praxir Scholarship
 PTM Scholarship
 Quality Air Annual
 Rautiola PTM Scholarship
 Reed City FSU Distinguished Alumni Scholarship
 RESPY Pharmacy Scholarship
 Rettell Family Scholarship
 Rhein Chemie Scholarship
 Richard & Ruth Snater Veterans Annual
 Richard Johnson Accountancy Scholarship
 Richard Shaw Football Endowed
 Richard Sturm Memorial
 Rick Rodenhouse Memorial Scholarship
 Robert & Frances Friar Annual Pharmacy Scholarship
 Robert & Frances Friar Annual Optometry Scholarship
 Robert & Frances Friar Social Science Annual
 Robert & Judith Scranton
 Robert Brauer Award
 Robert Burtch Scholarship
 Robert Friar Grandchildren
 Robert Hendricks Memorial Scholarship
 Robert VanHoven Memorial Award
 Roberta Teahen Univ. Center for Extended Learning
 Rolland L. Hicks Endowed Scholarship
 Rought Surveying Scholarship
 Ruby MacNeill Endowed Memorial
 Runners Memorial Scholarship
 Russell G. Merithew Scholarship
 Ryan Matthew Clark
 Samuels Family Annual
 Michigan Printing Week Association Scholarship
 Midland Lions Club R. Maier Scholarship
 Millard & Ida Quinlan Scholarship
 ML King/ALPHA PHI ALPHA Scholarship
 Molecular Diagnostics Annual (GR)
 Mylo Ragan Endowed Scholarship
 NACDS Dean's Scholarship
 National Truck Equip Assoc
 Norman Peterson Ind Chem Endowed
 Northern Chapter MI Soc of Professional Surveyors
 O.B. Davenport Scholarship
 O'Brien, Quy Scholarship
 One-Hour HVACR Annual
 Opportunity Ferris Cares-CAHS
 Opportunity Ferris Cares-CET
 Opportunity Ferris Cares-MCO
 Orville Hoffman Scholarship
 Otto Kamptner Memorial Endowed Scholarship
 Panhellenic Annual
 Patricia Berry Intensive English Scholarship
 Patti Smeelink Annual
 Paul Winfred Owens Scholarship
 PGM Scholarship
 Pharmacy Alumni Scholarship
 Phi Sigma Kappa Emerging Leader
 Plastics & Polymer Eng
 Prof Rolland Hicks & Leonard Zimmerman
 Puterbaugh Scholarship
 R & N Phelps Family
 Raymond Kenyon Scholarship
 Reginald & Vivian Sharkey Scholarship
 Retail Contractors Assoc
 Rex Dew Memorial Textbook Fund
 Richard & Dawn Antonini Endowed
 Richard Hunter Scholarship
 Richard Shaw & Fredrick Jones Endowed
 Richard Shaw HVACR Endowed
 Richard Veazey
 Rite-Aid Junior Scholarship Award
 Robert & Barbara Martin
 Robert & Frances Friar Endowed Scholarship
 Robert & Jean Olson Scholarship
 Robert Brand Memorial Scholarship
 Robert Buchdahl Memorial Award
 Robert Dougan Memorial
 Robert Friar Honorary Biology Scholarship
 Robert Tenney
 Robert Williams Scholarship
 Roger & Debra Card Wildlife Scholarship
 Ron Strohkirh
 Rowe Incorporated Scholarship
 Rumsey Memorial Scholarship
 Russell & Avis Gerber Endowed Scholarship
 Ruth L. Shattuck Scholarship
 Ryan McCandless Memorial
 Sarangapani Mukundan

GENERAL INFORMATION

EDUCATIONAL GRANTS AND SCHOLARSHIPS

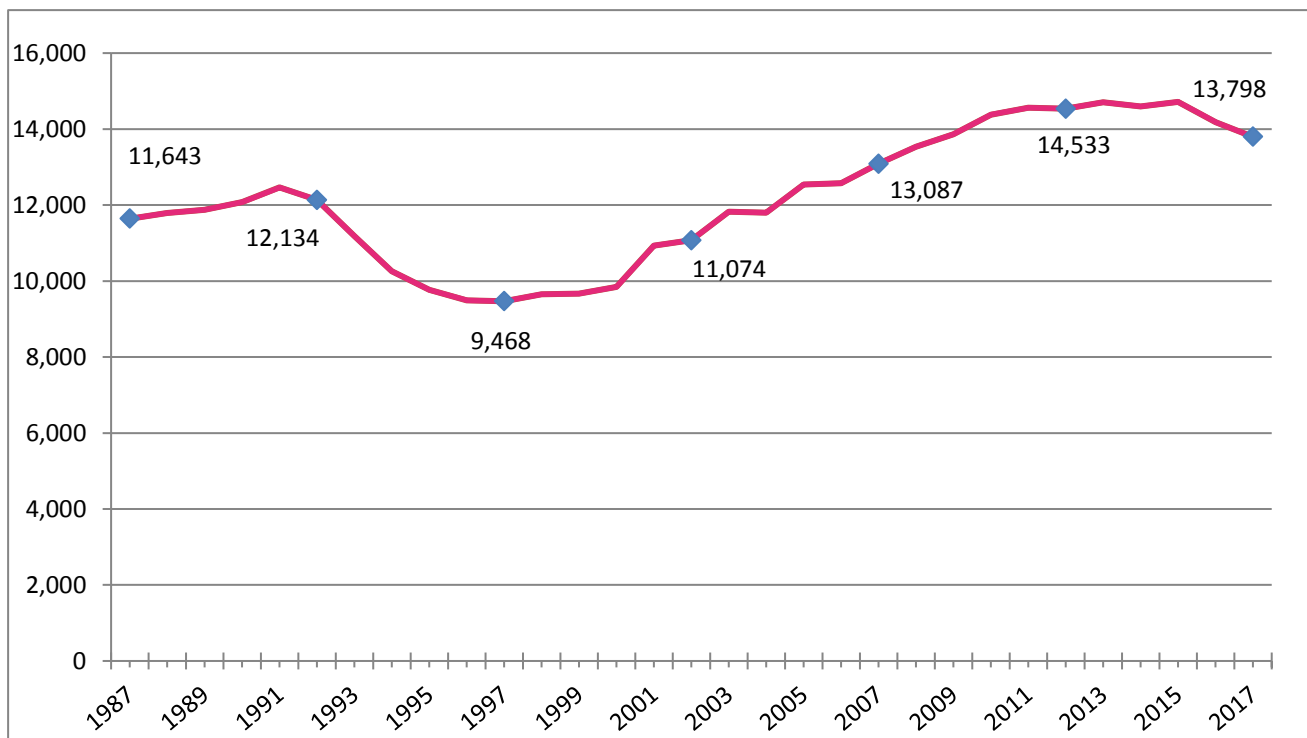
Scott Sanders
Scott Whitener Memorial Scholarship
Seifferlein & Lusk Golf Team
Shopko Pharmacy Scholarship Award
Social Work Emeriti & Fac
Stanley Dean Memorial Endowed Scholarship
Stauffer, MG & PW (fka Upper Division)
Stephen E Martin Memorial Award
Student Senator Scholarship
Susan Greene Memorial Scholarship
TAC Automotive Group Scholarship
Target Pharmacy Scholarship
Ted Kuzma Football Annual
Theta Alpha Sigma Scholarship
Thomas Johnston
Thomas Sobota Memorial Scholarship
TJ Amick Memorial Endw– Kendall Scholarship
Totten Family Hockey
Trevor Slot Memorial
Upper Peninsula MPA Scholarship
Vanderlaan Leadership Award
Violet Gambotto Endowed
Vision Service Plan Academic Scholarship
W. J. Stevenson Scholarship Fund
W.S. Garrison Scholarship
Wal-Mart Optical Scholarship
Walter Ritchie Endowed
Warren & Beverly Parker Scholarship Endowment
Welding Competition Scholarship
West Michigan Credit Union Scholarship
Whitehead Memorial Scholarship
Wildern Family Scholarship
William Dengler
Wm Donahue Voc. Music
Woolpert LLP Scholarship

Scott Schultz Excellence Scholarship
Searle Pharmacy Scholarship
Sherman Throop Memorial Scholarship
Smith/Taylor/Malloy Scholarship
Spectrum Health BR Hosp.Aux (fka Mec. Cnty Med Cen.)
Statewide & Online Edw (fka Off Campus Edw)
Stechschulte Printing & Imaging Technology
Steven Brown Memorial Scholarship
Susan & Ernest Wenger Endowed
Susan Marie Edwards Scholarship
Taggart & Lisa Town Sustainable Construction
Technology in Optometry Scholarship
Terry Nerbonne School of CJ Endowed
Thomas & Marcia Scholler
Thomas Reuther Scholarship
Tingley & Associates Scholarship
Todd & Tami Jacobs
Toyota Scholarship
UA Local 85 Plumbers, Steamfitters & HVACR Endw.
VandenBos Family Endowed
VG's Scholarship
Virginia Shepler Annual
W & R Sanders Endowed
W.C. Judson Scholarship
Walgreen Scholarship
Wal-Mart Pharmacy Scholarship
Wanda Butler Memorial Award
Weeks-Lakin Optometry Scholarship
Weller Family Annual
West Michigan Mechanical Contractors Scholarship
Whitney HCS Entrepreneurial Pharmacy
William & Marjorie Linebaugh
Willis J. Heyl Award in Pharmacognosy
WM Merle Morris Endowed Scholarship
Zakov Family Endowed Scholarship

EDUCATIONAL GRANTS AND SCHOLARSHIPS**INSTITUTIONAL LOANS**

A.G. Buchman Student Loan Fund	Labroff Business Assistance Loan
Abigail Timme Endowed Student Loan Fund	Leon Bush Loan
Addie and Earl Campbell Memorial Loan Fund	Leon Probst Memorial Loan Fund
Alden W. Brown Student Loan Fund	Lithocrafters and Bookcrafters Loan Fund
Alma Lidell Tufveson Memorial Loan Fund	Louis Legg Loan
Al Pisa Pharmacy Student Emergency Loan	Lowell DeMoss Memorial Student Loan Fund
Alumni Student Loan Fund	Lynn H. Cook Memorial Loan Fund
Ansel C. Hook Memorial	Lynn W. Cookson Loan Fund
Arthur E. Ormsbee Memorial Loan Fund	M. Louis Fishman Memorial Loan Fund
Asian Student Loan	Max E. Smith Memorial Loan Fund
Augusta Taisey Memorial Loan Fund	MI Construction Equipment Dealer Loan
Bernice Behrens Student Assistance Fund	MI Federation of Women's Clubs Student Loan
Carlisle Memorial Fund	MI Assoc. of Edu. Secretaries Memorial Loan Fund
Carlton G. Ferris Student Loan Fund	Michigan Pest Control Loan
Charles E. Schell Foundation Loan Fund	Morton Rehab Loan
Charles S. Neithercut Student Loan Fund	Nancy Ingall Memorial Loan Fund
College of Business Memorial Loan Fund	Northern Michigan Road Comm Assoc Loan Fund
David M. Denbrock Memorial Loan Fund	Orville Plank Memorial Loan Fund
Dingman, William E. Loan	Perry Converse Loan
Discretionary Loan Fund	R H Pino Loan
Donald Rankin Loan	Ralston M. Wylie Student Loan Fund
Dr. Glenn Bond Memorial Loan Fund	Raymond and Vida Sines Memorial Fund
Dr. Henry Lowsma Memorial Loan Fund	Raymond W. Starr Student Loan Fund
Dr. Ralph Pino Memorial Loan Fund	Redman Agency Inc. Student Loan Fund
Drs. Leo and Peter Scholler Loan Fund	Regina L. Stevenson Holt Memorial Loan Fund
Earl H. McCormick Memorial Loan Fund	Richard J. and Marion Morley Memorial Loan Fund
Fern & William Brown Loan Fund	Robert and Gertrude Burns Memorial Loan Fund
Fern R. Holden Student Loan Fund	Roger Allen Student Assistance Fund
France Vedder Loan	Ronald Cronk Loan
Francis R. Piper Loan Fund	Ronald M. Solomon Memorial Loan Fund
Frank Clark Loan	Roy Alvarado Memorial Loan Fund
Fred W. Swan Memorial Student Assistance Fund	Roy Clark Vandercook Memorial Loan Fund
George Berden Loan	Rueben E. & Gertrude A. Trippensee Memorial Loan
Geraldine MacGregor Loan Fund	Special Loan Fund
Gerrit Masselink Memorial Loan Fund	Steve Bordano Memorial Loan Fund
Graphic Art Loan Fund	Townsend and Buttum, Inc. Student Loan Fund
Heinonen Memorial Loan	United Migrants Loan
Helena Paris Loan Fund	Victor Spathelf Loan
Herbert H. Martz Student Assistance Fund	Walter Armbruster Memorial Loan Fund
for Pharmacy Students	Walter H. Gillette Memorial Loan Fund
Jay Oviatt Pharmacy Student Loan Fund	Will Lane Pharmacy Student Assistance Fund
Kappa Alpha Psi Loan	William C. Moore Memorial Loan Fund
Kenneth Spoerk Memorial Loan Fund	William O. Wolfinger Memorial Loan Fund
Kuhlman & Greene Memorial Loan	Wolverine Club Student Loan Fund

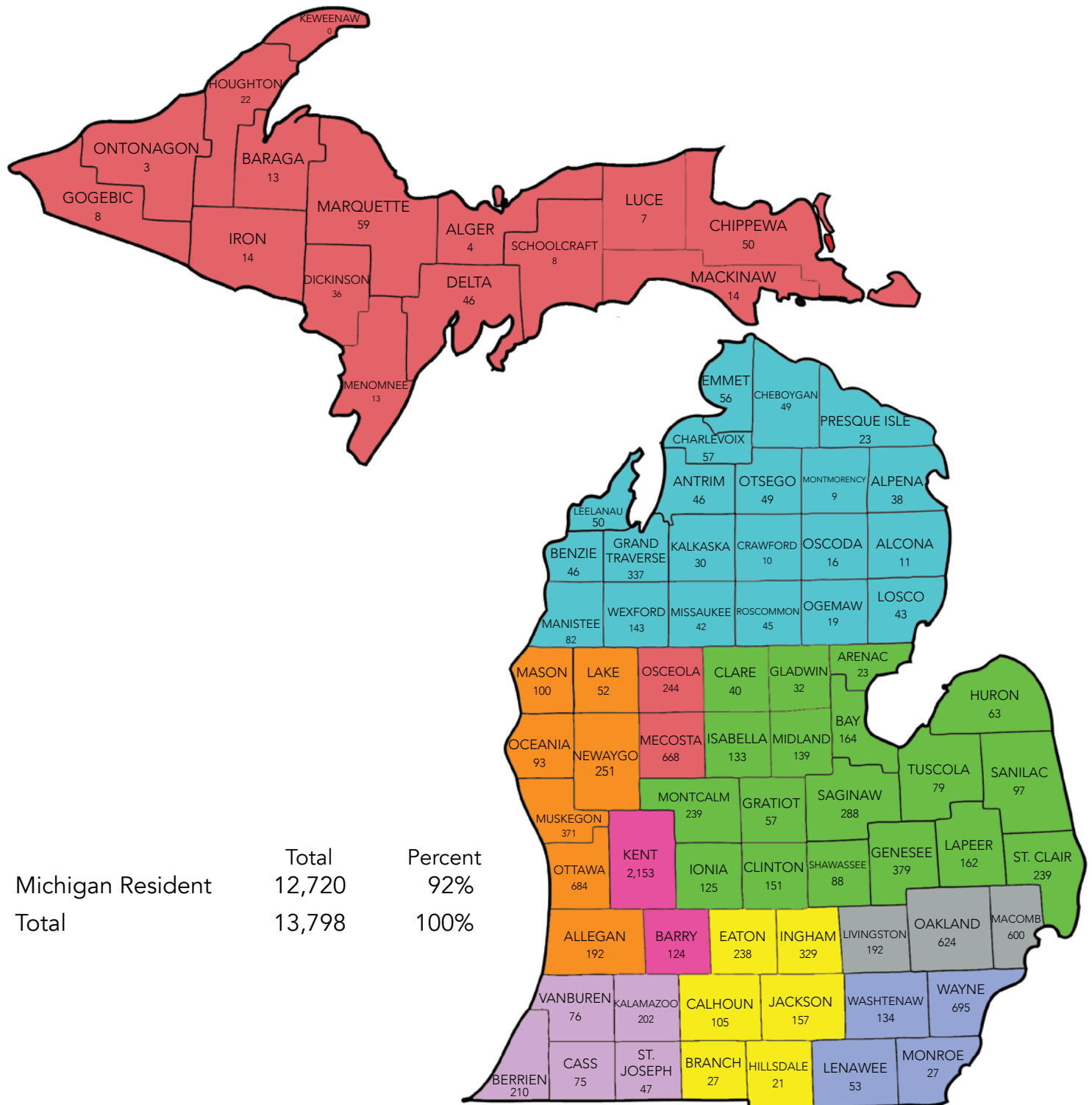
ENROLLMENT

TOTAL HEADCOUNT ENROLLMENT**FALL ENROLLMENT 1987 - 2017**

1987	11,643	2003	11,822
1988	11,792	2004	11,803
1989	11,878	2005	12,540
1990	12,076	2006	12,575
1991	12,461	2007	13,087
1992	12,134	2008	13,532
1993	11,188	2009	13,865
1994	10,258	2010	14,381
1995	9,767	2011	14,560
1996	9,495	2012	14,533
1997	9,468	2013	14,707
1998	9,651	2014	14,600
1999	9,668	2015	14,715
2000	9,847	2016	14,187
2001	10,930	2017	13,798
2002	11,074		

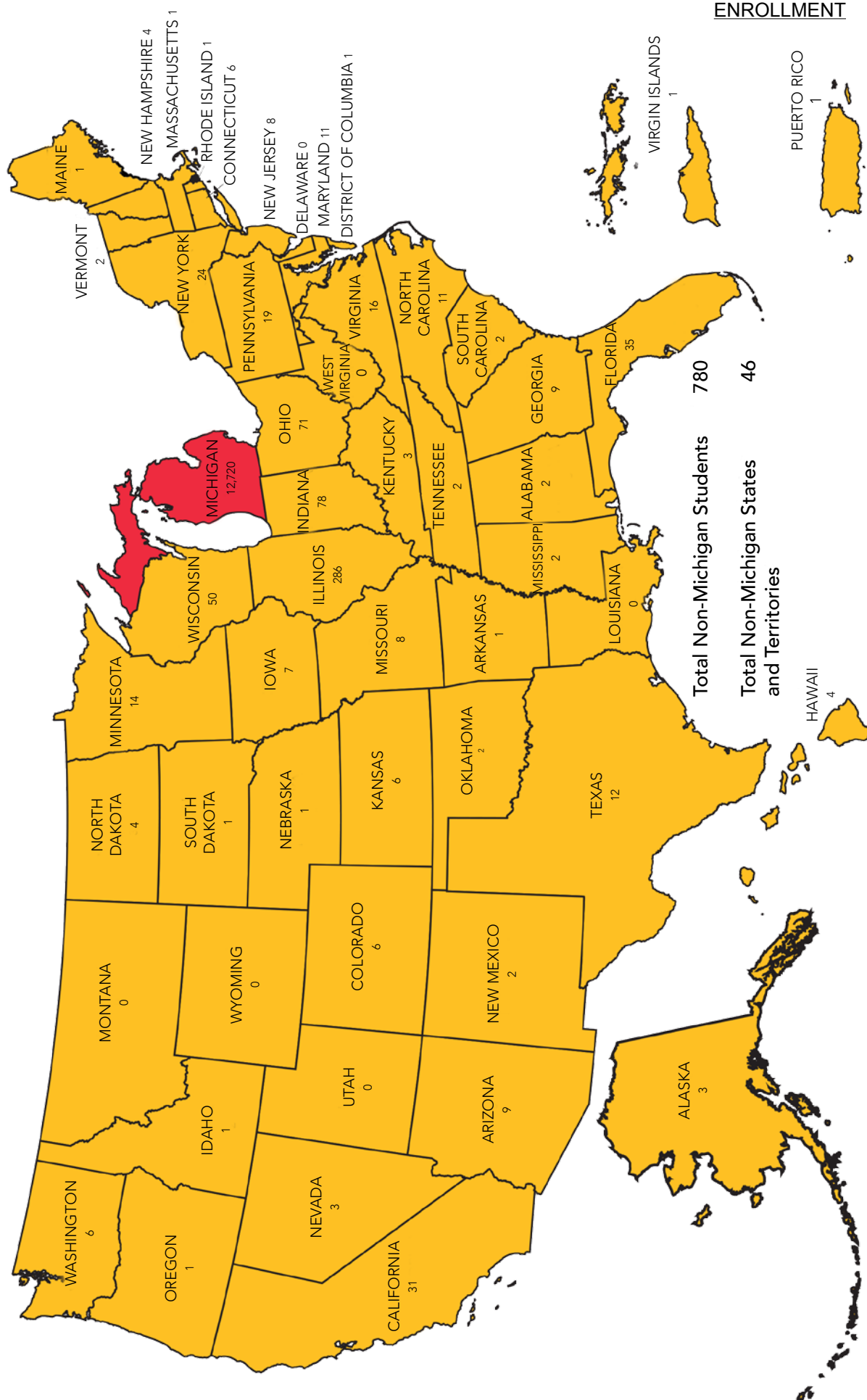
Source: Office of Institutional Research & Testing

FALL 2017 ENROLLMENT BY COUNTY



*Colors denote admissions counselors recruiting territories.

FALL 2017 ENROLLMENT BY STATE



FALL 2017 MICHIGAN ENROLLMENT BY COUNTY

Alcona	11	Lake	52
Alger	4	Lapeer	162
Allegan	192	Leelanau	50
Alpena	38	Lenawee	53
Antrim	46	Livingston	192
Arenac	23	Luce	7
Baraga	13	Mackinac	14
Barry	124	Macomb	600
Bay	164	Manistee	82
Benzie	46	Marquette	59
Berrien	210	Mason	100
Branch	27	Mecosta	668
Calhoun	105	Menominee	13
Cass	75	Midland	139
Charlevoix	57	Missaukee	42
Cheboygan	49	Monroe	27
Chippewa	50	Montcalm	239
Clare	40	Montmorency	9
Clinton	151	Muskegon	371
Crawford	10	Newaygo	251
Delta	46	Oakland	624
Dickinson	36	Oceana	93
Eaton	238	Ogemaw	19
Emmet	56	Ontonagon	3
Genesee	379	Osceola	244
Gladwin	32	Oscoda	16
Gogebic	8	Otsego	49
Grand Traverse	337	Ottawa	684
Gratiot	57	Presque Isle	23
Hillsdale	21	Roscommon	45
Houghton	22	Saginaw	288
Huron	63	St. Clair	239
Ingham	329	St. Joseph	47
Ionia	125	Sanilac	97
Iosco	43	Schoolcraft	8
Iron	14	Shiawassee	88
Isabella	113	Tuscola	79
Jackson	157	Van Buren	76
Kalamazoo	202	Washtenaw	134
Kalkaska	30	Wayne	695
Kent	2,153	Wexford	143
Keweenaw	0		
		TOTAL	12,720

Source: Office of Institutional Research & Testing

FALL 2017 ENROLLMENT BY STATE & BY COUNTRY

NON-MICHIGAN STUDENTS BY STATE AND TERRITORIES

Alabama	2	Illinois	286	Nebraska	1	Rhode Island	1
Alaska	3	Indiana	78	Nevada	3	South Carolina	2
Arizona	9	Iowa	7	New Hampshire	4	South Dakota	1
Arkansas	1	Kansas	6	New Jersey	8	Tennessee	2
California	31	Kentucky	3	New Mexico	2	Texas	12
Colorado	6	Louisiana	0	New York	24	Utah	0
Connecticut	6	Maine	1	North Carolina	11	Vermont	2
Delaware	0	Maryland	11	North Dakota	4	Virginia	16
District of Columbia	1	Massachusetts	1	Ohio	71	Virgin Islands	1
Florida	35	Minnesota	14	Oklahoma	2	Washington	6
Georgia	9	Mississippi	2	Oregon	1	West Virginia	0
Hawaii	4	Missouri	8	Pennsylvania	19	Wisconsin	50
Idaho	1	Montana	0	Puerto Rico	1	Wyoming	0
						Unidentified	11
TOTAL							780
TOTAL STATES AND TERRITORIES							46

INTERNATIONAL STUDENTS BY COUNTRY

<u>Africa</u>	<u>18</u>	Jordan	1	Taiwan	1	<u>North America</u>	<u>45</u>
Algeria	1	Iraq-Saudi Arabia Neutral	1	Thailand	5	Belize	1
Botswana	5	Iraq	1	Turkey	1	Barbados	1
Cameroon	0	Japan	2	United Arab Emirates	1	British Virgin Islands	1
Egypt	2	Kuwait	1	Vietnam	5	Canada	35
Nigeria	9	Philippines	1	<u>Europe</u>	<u>20</u>	Jamaica	1
Zambia	1	Malaysia	4	Albania	1	Martinique	1
<u>Asia</u>	<u>212</u>	Lebanon	2	Germany	6	Mexico	1
Burma	1	Russia	2	Netherlands	7	Unidentified	4
China	55	Saudi Arabia	88	Spain	1	<u>South America</u>	<u>3</u>
Hong Kong	2	Serbia	1	Sweden	1	Brazil	2
India	19	Singapore	1	United Kingdom	2	Venezuela	1
Indonesia	2	South Korea	14	France	2		
Iran	1	Sri Lanka	1				
TOTAL							298
TOTAL COUNTRIES							49

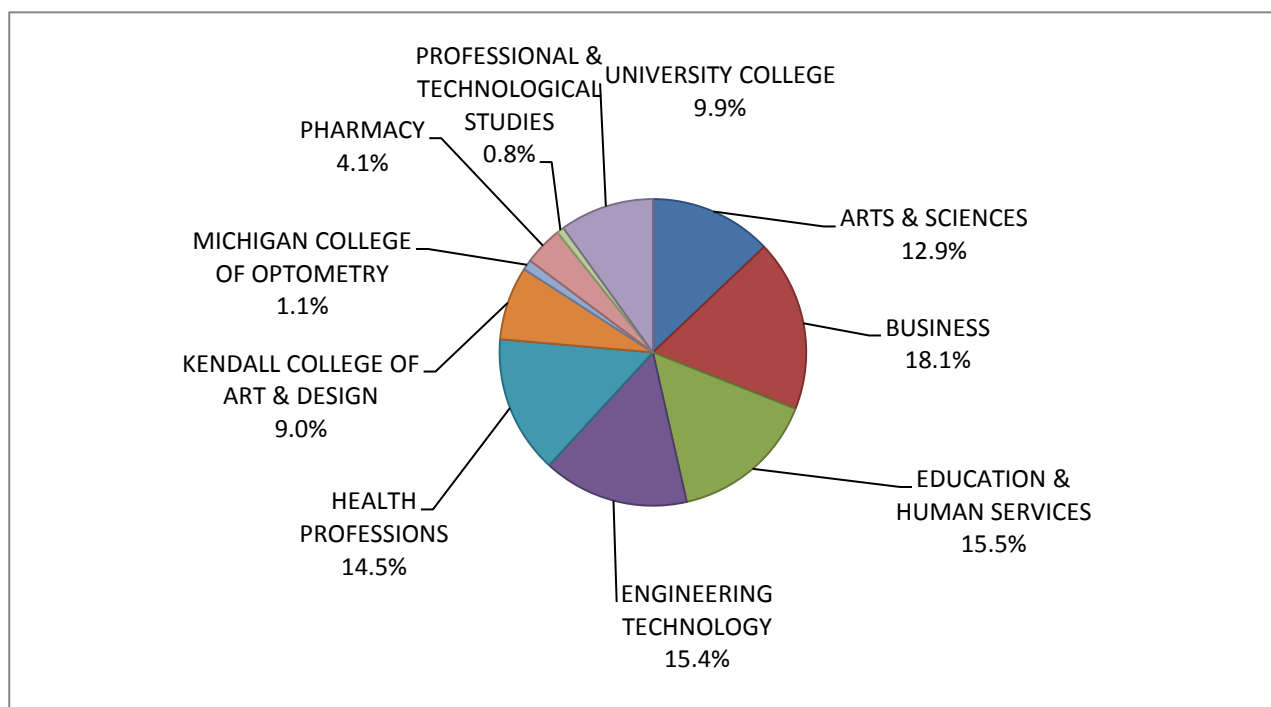
Source: Office of Institutional Research & Testing

**5-YEAR ENROLLMENT BY COLLEGE
FALL SEMESTER**

<u>COLLEGE</u>	<u>2013-14</u>	<u>2014-15</u>	<u>2015-16</u>	<u>2016-17</u>	<u>2017-18</u>
ARTS & SCIENCES	1,753	1,815	1,874	1,766	1,783
BUSINESS	2,777	2,736	2,784	2,657	2,494
EDUCATION & HUMAN SERVICES	2,277	2,283	2,306	2,156	2,133
ENGINEERING TECHNOLOGY	2,063	2,116	2,188	2,197	2,121
HEALTH PROFESSIONS	2,510	2,443	2,287	2,168	2,007
KENDALL COLLEGE OF ART & DESIGN	1,459	1,438	1,328	1,214	1,071
MICHIGAN COLLEGE OF OPTOMETRY	150	145	146	148	149
PHARMACY	588	574	598	581	565
PROFESSIONAL & TECHNOLOGICAL	59	67	70	98	105
UNIVERSITY COLLEGE	1,071	983	1,134	1,202	1,370
TOTAL	14,707	14,600	14,715	14,187	13,798

Source: Office of Institutional Research & Testing

PERCENT OF STUDENTS BY COLLEGE FALL SEMESTER 2017

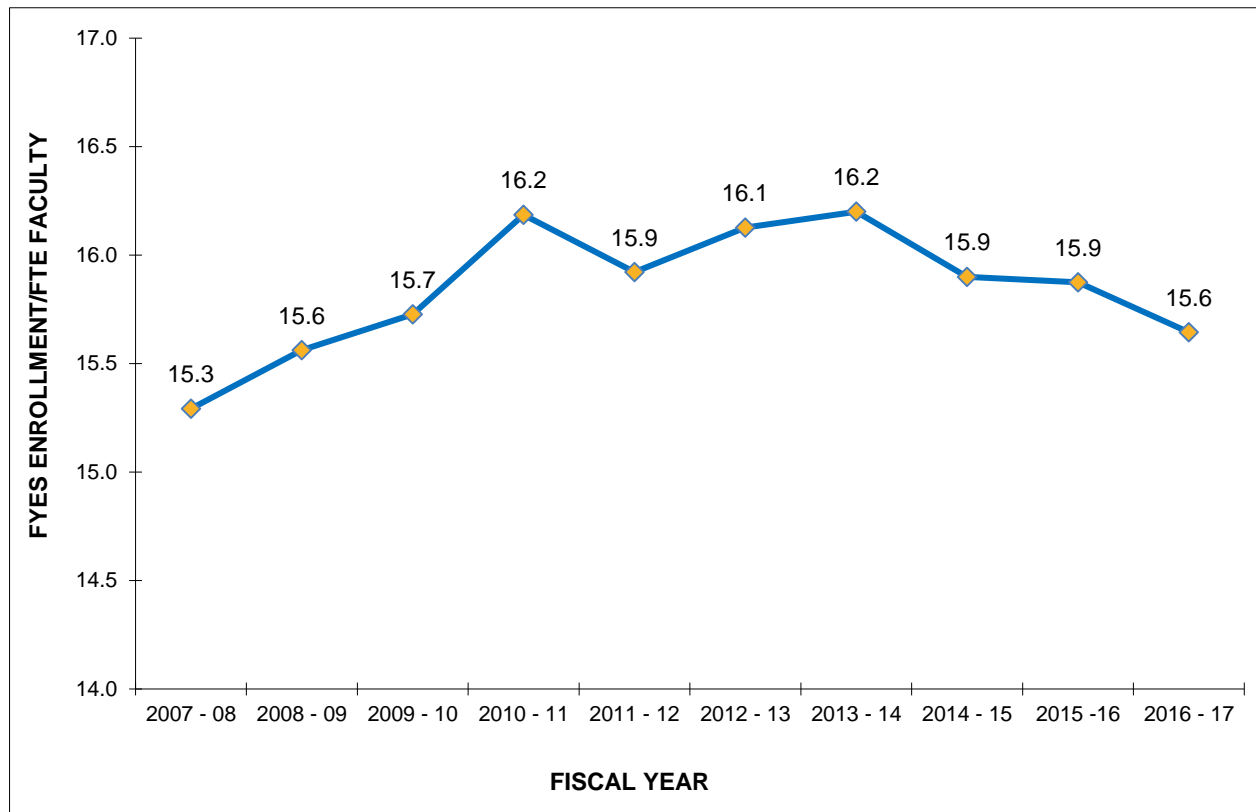


STUDENT ENROLLMENT BY COLLEGE

ARTS & SCIENCES	1,783
BUSINESS	2,494
EDUCATION & HUMAN SERVICES	2,133
ENGINEERING TECHNOLOGY	2,121
HEALTH PROFESSIONS	2,007
KENDALL COLLEGE OF ART & DESIGN	1,071
MICHIGAN COLLEGE OF OPTOMETRY	149
PHARMACY	565
PROFESSIONAL & TECHNOLOGICAL STUDIES	105
UNIVERSITY COLLEGE	1,370
TOTAL	13,798

Source: Office of Institutional Research & Testing

**FULL-YEAR EQUATED STUDENT (FYES) ENROLLMENT PER
FULL-TIME EQUATED (FTE) FACULTY
2007 - 08 to 2016 - 17**



STUDENT - FACULTY RATIO

	<u>FYES</u>	<u>FTE</u>	<u>RATIO</u>
2007 - 08	11,392	744.96	15.3
2008 - 09	11,667	749.72	15.6
2009 - 10	11,791	749.75	15.7
2010 - 11	12,076	746.08	16.2
2011 - 12	12,215	767.17	15.9
2012 - 13	12,204	756.73	16.1
2013 - 14	12,142	747.53	16.2
2014 - 15	12,131	759.96	15.9
2015 - 16	12,125	763.79	15.9
2016 - 17	11,636	743.79	15.6

Source: State of Michigan HEIDI Database, Budget Office

ENROLLMENT SUMMARY FALL 2017

	<u>FULL-TIME</u>		<u>PART-TIME</u>		<u>TOTAL</u>
UNDERGRADUATE STUDENTS	8,469	68%	4,035	32%	12,504
GRADUATE STUDENTS	135	28%	340	72%	475
GRADUATE PROFESSIONAL PRACTICE	704	99%	10	1%	714
DOCTORATE STUDENTS	103	98%	2	2%	105
ALL STUDENTS	9,411	68%	4,387	32%	13,798

	<u>MEN</u>		<u>WOMEN</u>		<u>TOTAL</u>
TOTAL FULL-TIME	4,675	50%	4,736	50%	9,411
TOTAL PART-TIME	1,733	40%	2,654	60%	4,387
TOTALS	6,408	46%	7,390	54%	13,798

	<u>FALL 2015</u>	<u>FALL 2016</u>	<u>FALL 2017</u>
FTIAC'S * (First Time In Any College)	1976	1,834	1,827
DUAL ENROLLED CONTINUING **	132	141	152
DUAL ENROLLED FTIAC **	526	632	723
READMITS	352	366	393
TRANSFERS	1,825	1,713	1,594
CONTINUING	9,891	9,491	9,102
GUEST	13	10	7
TOTAL	14,715	14,187	13,798

<u>FRESHMEN</u>	<u>FALL 2015</u>	<u>FALL 2016</u>	<u>FALL 2017</u>
APPLIED (completed applications)	10,297	10,883	9,849
ADMITTED	8,050	8,455	7,317
ENROLLED	1,976	1,834	1,827
RATIO of ENROLLED to ADMITTED	0.25	0.22	0.25

	<u>FALL 2015</u>	<u>FALL 2016</u>	<u>FALL 2017</u>
TOTAL	14,715	14,187	13,798
ON-LINE	988	980	1,005
KENDALL	1,328	1,214	1,071
OFF CAMPUS	2,183	1,977	1,854
BIG RAPIDS	10,216	10,016	9,868
IN RESIDENCE HALLS	2,757	2,640	2,432
IN APARTMENTS	453	422	414
IN SUITES	282	292	292
COMMUTERS	6,724	6,662	6,730

* Includes all students, F-T, P-T, degree-seeking and non-degree-seeking.

Source: Office of Institutional Research & Testing

ENROLLMENT SUMMARY
By Student Level Full-Time and Part-Time
ON/Off/On-Line/Kendall & Male/Female
FALL 2017

	FULL-TIME		PART-TIME		TOTAL
UNDERGRADUATE STUDENTS	8,469	68%	4,035	32%	12,504
On	7,399	83%	1,511	17%	8,910
Off	299	17%	1,473	83%	1,772
On-Line	57	7%	745	93%	802
Kendall	714	70%	306	30%	1,020
Female	4,170	64%	2,395	36%	6,565
Male	4,299	72%	1,640	28%	5,939

GRADUATE STUDENTS	135	28%	340	72%	475
On	49	30%	115	70%	164
Off	7	13%	47	87%	54
On-Line	40	20%	163	80%	203
Kendall	39	72%	15	28%	54
Female	106	29%	254	71%	360
Male	29	25%	86	75%	115

GRADUATE PROFESSIONAL PRACTICE	704	99%	10	1%	714
On	704	99%	10	1%	714
Off	0	0%	0	0%	0
On-Line	0	0%	0	0%	0
Kendall	0	0%	0	0%	0
Female	388	99%	5	1%	393
Male	316	98%	5	2%	321

DOCTORATE STUDENTS	103	98%	2	2%	105
On	75	97%	2	3%	77
Off	28	100%	0	0%	28
On-Line	0	0%	0	0%	0
Kendall	0	0%	0	0%	0
Female	72	100%	0	0%	72
Male	31	94%	2	6%	33

ALL STUDENTS	9,411	68%	4,387	32%	13,798
On	8,227	83%	1,638	17%	9,865
Off	334	18%	1,520	82%	1,854
On-Line	97	10%	908	90%	1,005
Kendall	753	70%	321	30%	1,074
Female	4,736	64%	2,654	36%	7,390
Male	4,675	73%	1,733	27%	6,408

Source: Office of Institutional Research & Testing

ENROLLMENT SUMMARY BY COLLEGE FALL 2017

ARTS & SCIENCES

	<u>FULL-TIME</u>		<u>PART-TIME</u>		<u>TOTAL</u>
UNDERGRADUATE STUDENTS	1,488	87%	223	13%	1,711
GRADUATE STUDENTS	32	44%	40	56%	72
ALL STUDENTS	1,520	85%	263	15%	1,783

	<u>MEN</u>		<u>WOMEN</u>		<u>TOTAL</u>
TOTAL FULL-TIME	513	34%	1,007	66%	1,520
TOTAL PART-TIME	90	34%	173	66%	263
TOTALS	603	34%	1,180	66%	1,783

	<u>FALL 2015</u>	<u>FALL 2016</u>	<u>FALL 2017</u>
FTIAC'S * (First Time In Any College)	389	323	344
READMITS	42	28	44
TRANSFERS	181	175	178
CONTINUING	1,261	1,240	1,215
Dual Enrolled Continuing**	0	0	2
GUEST	1	0	0
TOTAL	1,874	1,766	1,783

<u>FRESHMAN</u>	<u>FALL 2015</u>	<u>FALL 2016</u>	<u>FALL 2017</u>
APPLIED	2,174	2,311	2,079
ADMITTED	1,684	1,753	1,560

BUSINESS

	<u>FULL-TIME</u>		<u>PART-TIME</u>		<u>TOTAL</u>
UNDERGRADUATE STUDENTS	1,650	69%	752	31%	2,402
GRADUATE STUDENTS	19	21%	73	79%	92
ALL STUDENTS	1,669	67%	825	33%	2,494

	<u>MEN</u>		<u>WOMEN</u>		<u>TOTAL</u>
TOTAL FULL-TIME	962	58%	707	42%	1,669
TOTAL PART-TIME	414	50%	411	50%	825
TOTALS	1,376	55%	1,118	45%	2,494

	<u>FALL 2015</u>	<u>FALL 2016</u>	<u>FALL 2017</u>
FTIAC'S * (First Time In Any College)	313	258	291
READMITS	59	67	78
TRANSFERS	366	352	307
CONTINUING	2,046	1,980	1,818
GUEST	0	0	0
TOTAL	2,784	2,657	2,494

<u>FRESHMAN</u>	<u>FALL 2015</u>	<u>FALL 2016</u>	<u>FALL 2017</u>
APPLIED	1,676	1,649	1,572
ADMITTED	1,273	1,208	1,131

* Includes F-T and P-T FTIACS

**Miscoded Fall 2017

Source: Office of Institutional Research & Testing

ENROLLMENT SUMMARY BY COLLEGE FALL 2017

EDUCATION & HUMAN SERVICES

	<u>FULL-TIME</u>		<u>PART-TIME</u>		<u>TOTAL</u>
UNDERGRADUATE STUDENTS	1,271	62%	771	38%	2,042
GRADUATE STUDENTS	10	11%	81	89%	91
ALL STUDENTS	1,281	60%	852	40%	2,133

	<u>MEN</u>		<u>WOMEN</u>		<u>TOTAL</u>
TOTAL FULL-TIME	651	51%	630	49%	1,281
TOTAL PART-TIME	356	42%	496	58%	852
TOTALS	1,007	47%	1,126	53%	2,133

	<u>FALL 2015</u>	<u>FALL 2016</u>	<u>FALL 2017</u>
FTIAC'S * (First Time In Any College)	269	272	256
READMITS	55	62	80
TRANSFERS	407	352	337
CONTINUING	1,575	1,470	1,459
Dual Enrolled Continued**	0	0	1
GUEST	0	0	0
TOTAL	2,306	2,156	2,133

	<u>FALL 2015</u>	<u>FALL 2016</u>	<u>FALL 2017</u>
FRESHMAN			
APPLIED	1,326	1,443	1,333
ADMITTED	1,029	1,085	944

ENGINEERING TECHNOLOGY

	<u>FULL-TIME</u>		<u>PART-TIME</u>		<u>TOTAL</u>
UNDERGRADUATE STUDENTS	1,698	80%	423	20%	2,121
ALL STUDENTS	1,698	80%	423	20%	2,121

	<u>MEN</u>		<u>WOMEN</u>		<u>TOTAL</u>
TOTAL FULL-TIME	1,528	90%	170	10%	1,698
TOTAL PART-TIME	385	91%	38	9%	423
TOTALS	1,913	90%	208	10%	2,121

	<u>FALL 2015</u>	<u>FALL 2016</u>	<u>FALL 2017</u>
FTIAC'S * (First Time In Any College)	301	301	260
READMITS	56	54	46
TRANSFERS	256	235	212
CONTINUING	1,575	1,607	1,603
GUEST	0	3	0
TOTAL	2,188	2,200	2,121

	<u>FALL 2015</u>	<u>FALL 2016</u>	<u>FALL 2017</u>
FRESHMAN			
APPLIED	1,104	1,153	1,048
ADMITTED	820	836	746

* Includes F-T and P-T FTIACS

**Miscoded Fall 2017

Source: Office of Institutional Research & Testing

ENROLLMENT SUMMARY BY COLLEGE FALL 2017

HEALTH PROFESSIONS

	<u>FULL-TIME</u>		<u>PART-TIME</u>		<u>TOTAL</u>
UNDERGRADUATE STUDENTS	1,087	59%	754	41%	1,841
GRADUATE STUDENTS	35	21%	131	79%	166
ALL STUDENTS	1,122	56%	885	44%	2,007

	<u>MEN</u>		<u>WOMEN</u>		<u>TOTAL</u>
TOTAL FULL-TIME	166	15%	956	85%	1,122
TOTAL PART-TIME	116	13%	769	87%	885
TOTALS	282	14%	1,725	86%	2,007

	<u>FALL 2015</u>	<u>FALL 2016</u>	<u>FALL 2017</u>
FTIAC'S * (First Time In Any College)	182	198	180
READMITS	98	97	91
TRANSFERS	236	220	204
CONTINUING	1,771	1,653	1,532
GUEST	0	0	0
TOTAL	2,287	2,168	2,007

<u>FRESHMAN</u>	<u>FALL 2015</u>	<u>FALL 2016</u>	<u>FALL 2017</u>
APPLIED	1,236	1,462	1,219
ADMITTED	905	1,076	817

KENDALL COLLEGE OF ART & DESIGN

	<u>FULL-TIME</u>		<u>PART-TIME</u>		<u>TOTAL</u>
UNDERGRADUATE STUDENTS	714	70%	303	30%	1,017
GRADUATE STUDENTS	39	72%	15	28%	54
ALL STUDENTS	753	70%	318	30%	1,071

	<u>MEN</u>		<u>WOMEN</u>		<u>TOTAL</u>
TOTAL FULL-TIME	247	33%	506	67%	753
TOTAL PART-TIME	83	26%	235	74%	318
TOTALS	330	31%	741	69%	1,071

	<u>FALL 2015</u>	<u>FALL 2016</u>	<u>FALL 2017</u>
FTIAC'S * (First Time In Any College)	131	141	107
Dual Enrolled Continuing	53	39	32
Dual Enrolled FTIAC's	129	144	107
READMITS	23	27	21
TRANSFERS	120	118	93
CONTINUING	863	739	707
GUEST	9	6	4
TOTAL	1,328	1,214	1,071

<u>FRESHMAN</u>	<u>FALL 2015</u>	<u>FALL 2016</u>	<u>FALL 2017</u>
APPLIED	270	268	221
ADMITTED	175	215	146

* Includes F-T and P-T FTIACS

Source: Office of Institutional Research & Testing

ENROLLMENT SUMMARY BY COLLEGE FALL 2017

MICHIGAN COLLEGE OF OPTOMETRY

	<u>FULL-TIME</u>		<u>PART-TIME</u>		<u>TOTAL</u>
GRADUATE PROFESSIONAL PRACTICE	149	100%	0	0%	149
ALL STUDENTS	149	100%	0	0%	149

	<u>MEN</u>		<u>WOMEN</u>		<u>TOTAL</u>
TOTAL FULL-TIME	69	46%	80	54%	149
TOTAL PART-TIME	0	0%	0	0%	0
TOTALS	69	46%	80	54%	149

	<u>FALL 2015</u>	<u>FALL 2016</u>	<u>FALL 2017</u>
TRANSFERS	38	39	38
CONTINUING	108	109	111
TOTAL	146	148	149

<u>PROFESSIONAL</u>	<u>FALL 2015</u>	<u>FALL 2016</u>	<u>FALL 2017</u>
APPLIED	264	224	177
ADMITTED ²	61	65	55

PHARMACY

	<u>FULL-TIME</u>		<u>PART-TIME</u>		<u>TOTAL</u>
GRADUATE PROFESSIONAL PRACTICE	555	98%	10	2%	565
ALL STUDENTS	555	98%	10	2%	565

	<u>MEN</u>		<u>WOMEN</u>		<u>TOTAL</u>
TOTAL FULL-TIME	247	45%	308	55%	555
TOTAL PART-TIME	5	50%	5	50%	10
TOTALS	252	45%	313	55%	565

	<u>FALL 2015</u>	<u>FALL 2016</u>	<u>FALL 2017</u>
READMITS	1	0	1
TRANSFERS	152	140	143
CONTINUING	445	441	421
GUEST	0	0	0
TOTAL	598	581	565

<u>PROFESSIONAL</u>	<u>FALL 2015</u>	<u>FALL 2016</u>	<u>FALL 2017</u>
APPLIED	468	446	404
ADMITTED ²	181	166	187

* Includes F-T and P-T FTIACS

¹ From Optomcas system

² From Pharmcas system

Source: Office of Institutional Research & Testing

ENROLLMENT SUMMARY BY COLLEGE FALL 2017

PROFESSIONAL & TECHNOLOGICAL STUDIES

	<u>FULL-TIME</u>		<u>PART-TIME</u>		<u>TOTAL</u>
DOCTORATE STUDENTS	103	98%	2	2%	105
ALL STUDENTS	103	98%	2	2%	105

	<u>MEN</u>		<u>WOMEN</u>		<u>TOTAL</u>
TOTAL FULL-TIME	31	30%	72	70%	103
TOTAL PART-TIME	2	1%	0	0%	2
TOTALS	33	31%	72	70%	105

	<u>FALL 2015</u>	<u>FALL 2016</u>	<u>FALL 2017</u>
FTIAC'S * (First Time In Any College)	0	0	0
READMITS	0	0	0
TRANSFERS	0	0	2
CONTINUING	70	98	103
GUEST	0	0	0
TOTAL	70	98	105

<u>FRESHMAN</u>	<u>FALL 2015</u>	<u>FALL 2016</u>	<u>FALL 2017</u>
APPLIED	n/a	n/a	n/a
ADMITTED	n/a	n/a	n/a

UNIVERSITY COLLEGE

	<u>FULL-TIME</u>		<u>PART-TIME</u>		<u>TOTAL</u>
UNDERGRADUATE STUDENTS	561	41%	809	59%	1,370
ALL STUDENTS	561	41%	809	59%	1,370

	<u>MEN</u>		<u>WOMEN</u>		<u>TOTAL</u>
TOTAL FULL-TIME	261	47%	300	53%	561
TOTAL PART-TIME	282	35%	527	65%	809
TOTALS	543	40%	827	60%	1,370

	<u>FALL 2015</u>	<u>FALL 2016</u>	<u>FALL 2017</u>
FTIAC'S * (First Time In Any College)	391	341	389
Dual Enrolled Continuing	79	102	117
Dual Enrolled FTIAC's	397	488	616
READMITS	18	31	32
TRANSFERS	69	82	80
CONTINUING	177	154	133
GUEST	3	4	3
TOTAL	1,134	1,202	1,370

<u>FRESHMAN</u>	<u>FALL 2015</u>	<u>FALL 2016</u>	<u>FALL 2017</u>
APPLIED	2,510	2,597	2,374
ADMITTED	2,164	2,282	1,971

* Includes F-T and P-T FTIACS

Source: Office of Institutional Research & Testing

COMPARATIVE FALL ENROLLMENT REPORT BY COLLEGE

	<u>WOMEN</u>	<u>MEN</u>	<u>2017 TOTAL</u>	<u>2016 TOTAL</u>
ARTS & SCIENCES	1,180	603	1,783	1,766
Associate Degree	349	174	523	518
Bachelor Degree	768	420	1,188	1,170
Master's Degree	57	5	62	78
Certificate	0	0	0	0
Non-Degree Seeking Graduate	6	4	10	0
BUSINESS	1,118	1,376	2,494	2,657
Associate Degree	152	177	329	374
Bachelor Degree	901	1,157	2,058	2,133
Certificate	14	9	23	23
Master's Degree	51	33	84	127
Non-Degree Seeking Undergraduate	0	0	0	0
EDUCATION & HUMAN SERVICES	1,126	1,007	2,133	2,156
Associate Degree	210	220	430	471
Bachelor Degree	856	744	1,600	1,565
Certificate	0	0	0	0
Master's Degree	47	35	82	98
Non-Degree Seeking Certificate	7	2	9	10
Non-Degree Seeking Graduate	6	6	12	12
ENGINEERING TECHNOLOGY	208	1,913	2,121	2,197
Associate Degree	95	849	944	949
Bachelor Degree	109	1,060	1,169	1,243
Certificate	4	4	8	5
Non-Degree Seeking Undergraduate	0	0	0	0
HEALTH PROFESSIONS	1,725	282	2,007	2,168
Associate Degree	670	86	756	607
Bachelor Degree	889	173	1,062	1,431
Certificate	17	7	24	6
Master's Degree	149	16	165	124
Non-Degree Seeking Undergraduate	0	0	0	0
KENDALL	741	330	1,071	1,214
Bachelor Degree	584	290	874	980
Master's Degree	38	16	54	45
Non-Degree Seeking Special Programs	0	0	0	6
Non-Degree Seeking Undergraduate	119	24	143	189
OPTOMETRY	80	69	149	148
O.D. Degree	80	69	149	148
PHARMACY	313	252	565	581
Pharm D Degree	313	252	565	581
PROFESSIONAL & TECHNOLOGICAL STUDIES	72	33	105	98
Ed.D. Degree	72	33	105	98
UNIVERSITY COLLEGE	827	543	1,370	1,202
Associate Degree	309	261	570	543
Non-Degree Seeking Undergraduate	518	282	800	659
TOTAL	7,390	6,408	13,798	14,187

Source: Office of Institutional Research & Testing

SCH/FTE/FYES

Student Credit Hours (SCH) Produced By Campus

<u>STUDENT CREDIT HOURS</u>	<u>FALL 2015</u>	<u>FALL 2016</u>	<u>FALL 2017</u>	<u>% Δ '16 to '17</u>
BIG RAPIDS	122,921	118,784	116,044	-3%
KENDALL	14,069	12,833	11,368	-9%
OFF CAMPUS	13,938	12,630	12,465	-9%
INTERNET	15,758	15,806	15,165	0%
TOTAL	166,686	160,053	155,042	-4%

Source: Office of Institutional Research and Testing

Student Credit Hours (SCH) Produced By Student Level

Fall Semester	Undergraduate	Graduate	Professional Practice	Doctorate	Total
2013	152,513	2,614	11,644	413	167,184
2014	151,518	2,987	11,488	460	166,453
2015	150,114	4,127	11,968	477	166,686
2016	144,542	3,281	11,559	671	160,053
2017	139,712	3,121	11,487	722	155,042

Full-Time Equated Student (FTE) By Student Level

Fall Semester	Undergraduate	Graduate	Professional Practice	Doctorate	Total
2013	10,168	218	738	52	11,176
2014	10,101	249	719	58	11,127
2015	10,008	344	744	60	11,156
2016	9,636	273	729	84	10,722
2017	9,314	260	714	90	10,378

Source: Office of Institutional Research and Testing

Full-Year Equated Student (FYES)

Academic Year	FYES	Academic Year	FYES
2007/08	11,392	2012/13	12,204
2008/09	11,667	2013/14	12,142
2009/10	11,791	2014/15	12,131
2010/11	12,076	2015/16	12,125
2011/12	12,215	2016/17	11,636

Source: State of Michigan HEIDI Database, Appendix A, Budget Office

Ferris State University - Student Enrollment
Degree and Non-Degree Seeking
Fall 2013 - Fall 2017

	<u>Headcount</u>	<u>FTIAC</u>	<u>Transfer</u>	<u>FTE</u>
Fall 2017				
Degree Seeking	12,824	1,817	1,558	10,129
Non-Degree Seeking	974	10	36	249
Total	13,798	1,827	1,594	10,378

Fall 2016				
Degree Seeking	13,317	1,823	1,681	10,503
Non-Degree Seeking	870	11	32	220
Total	14,187	1,834	1,713	10,723

Fall 2015				
Degree Seeking	13,925	1,958	1,792	10,936
Non-Degree Seeking	790	18	33	214
Total	14,715	1,976	1,825	11,150

Fall 2014				
Degree Seeking	13,851	1,926	1,840	10,902
Non-Degree Seeking	749	33	26	225
Total	14,600	1959*	1,866	11,127

Fall 2013				
Degree Seeking	13,861	2,006	1,816	10,924
Non-Degree Seeking	846	638	23	252
Total	14,707	2,644	1,839	11,176

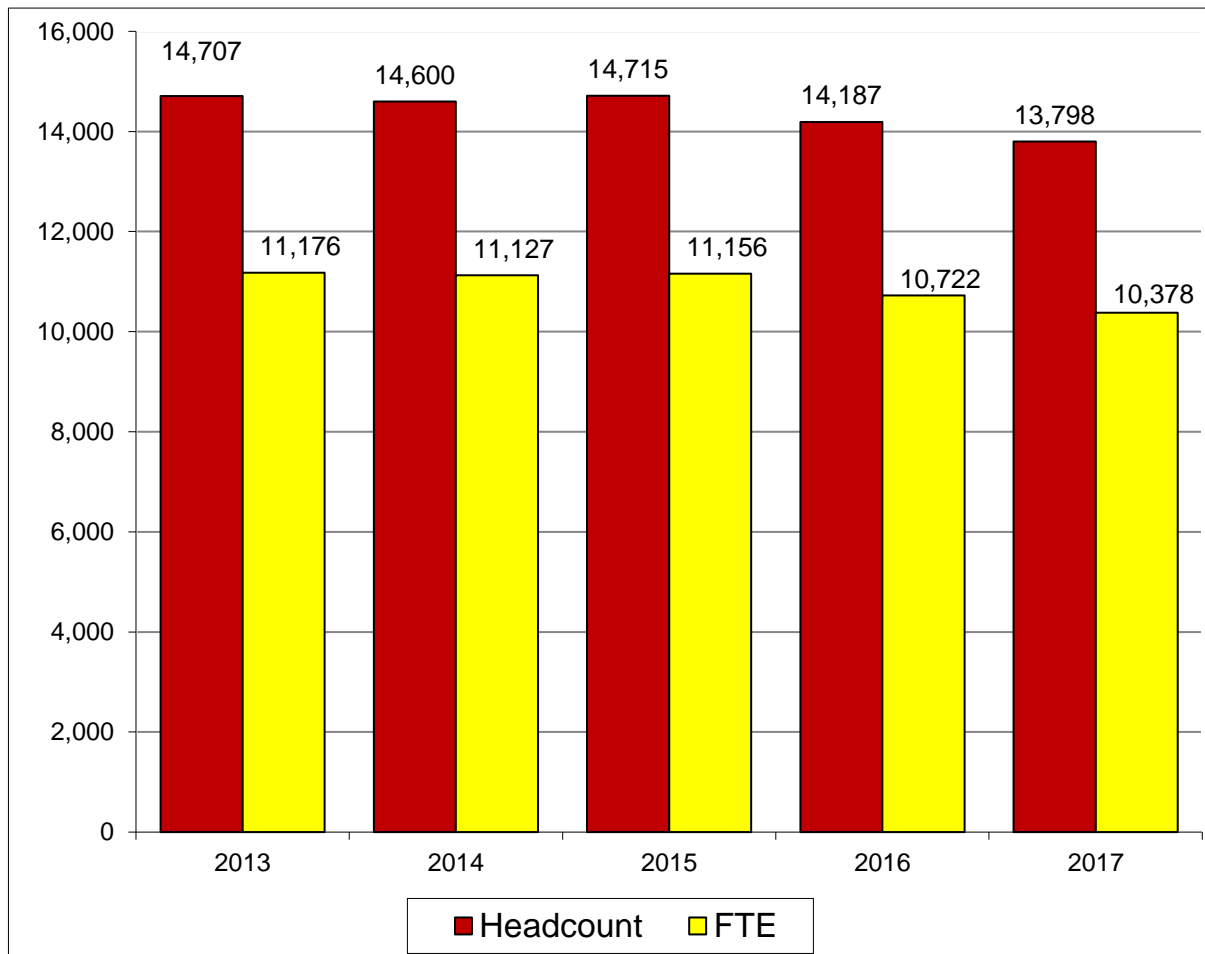
*Beginning Fall 2014 Dual Enrolled Students are not in the FTIAC count

COMPARATIVE FALL ENROLLMENT & STUDENT CREDIT HOUR (SCH) PRODUCTION BY SITE

Student Headcount				Student Credit Hours			
<i>Headcount based on where student enrolled</i>				<i>SCH based on Course Credit Production</i>			
Student Site				Course Section			
<u>Code</u>	<u>Site</u>	<u>Fall 2016</u>	<u>Fall 2017</u>	<u>Code</u>	<u>Site</u>	<u>Fall 2016</u>	<u>Fall 2017</u>
AG	Grand Rapids	826	776	AG	Grand Rapids	5,704	5,520
DH	Harper College	28	28	DH	Harper College	196	196
EA	Auburn Hills	23	20	EA	Auburn Hills	147	106
EF	Flint	123	118	EF	Flint	754	784
EG	Garden City	14	0	EG	Garden City	90	0
EH	Howell	11	15	EH	Howell	66	87
EL	Lansing	194	189	EL	Lansing	1,341	1,279
EM	Midland/Bay/Saginaw	126	114	EM	Midland/Bay/Saginaw	630	609
EN	Ann Arbor	0	1	EN	Ann Arbor	0	0
EP	Port Huron	36	25	EP	Port Huron	333	177
ER	Warren	80	86	ER	Warren	366	507
EU	Utica/Clinton Township	41	36	EU	Utica/Clinton Township	150	90
EV	Livonia	0	14	EV	Livonia	0	117
EW	Harper Woods	61	65	EW	Wayne/Harper Woods	610	667
K	Kendall	1,218	1,074	K	Kendall	12,845	11,368
M	Main Big Rapids	9,357	9,057	M	Main Big Rapids	117,365	114,250
MB	Big Rapids/EIO	654	808	MB	Big Rapids/EIO	15,911	15,465
MX	Concurrent Enrollment	1	0	MX	Concurrent Enrollment	1,176	1,356
NA	Alpena	2	1	NA	Alpena	0	0
NP	Petoskey	0	2	NP	Petoskey	0	0
NS	Scottville	39	30	NS	Scottville	108	145
NT	Traverse City	237	208	NT	Traverse City	1,514	1,517
OL	Online	980	1,005	OL	Online	0	0
OS	Study Away	0	0	OS	Study Away	126	138
WB	Benton Harbor	2	3	WB	Benton Harbor	0	0
WD	Dowagiac	108	106	WD	Dowagiac	443	481
WJ	Jackson	1	0	WJ	Jackson	117	102
WM	Muskegon	25	17	WM	Muskegon	61	81
TOTAL		14,187	13,798	TOTAL		160,053	155,042

Source: Office of Institutional Research & Testing

TOTAL FALL STUDENT HEADCOUNT COMPARED TO STUDENT FTE



<u>Fall Semester</u>	<u>Student Headcount</u>	<u>Student FTE</u>
2013	14,707	11,176
2014	14,600	11,127
2015	14,715	11,156
2016	14,187	10,722
2017	13,798	10,378

Source: Office of Institutional Research & Testing

COMPARATIVE FALL ENROLLMENT BY RACE/ETHNIC ORIGIN

	2016 TOTAL		2017 TOTAL		DIFFERENCE
AMERICAN INDIAN OR ALASKAN NATIVE	81	1%	74	1%	-7
ASIAN	214	2%	228	2%	14
BLACK OR AFRICAN AMERICAN	958	7%	978	7%	20
HISPANIC OR LATINO	672	5%	714	5%	42
INTERNATIONAL	390	3%	298	2%	-92
NATIVE HAWAIIAN OR PACIFIC ISLANDER	12	0%	8	0%	-4
TWO OR MORE RACES	457	3%	494	4%	37
WHITE	11,012	78%	10,609	77%	-403
UNREPORTED	391	3%	395	3%	4
TOTAL	14,187		13,798		-389

The following definitions are used in determining racial/ethnic designations.

American Indian or Alaskan Native:

A person having origins in any of the original peoples of North and South America (including Central America), and who maintains cultural identification through tribal affiliation or community attachment.

Asian:

A person having origins in any of the original peoples of the Far East, Southeast Asia, or the Indian Subcontinent including, for example, Cambodia, China, India, Japan, Korea, Malaysia, Pakistan, the Philippine Islands, Thailand, and Vietnam.

Black or African American:

A person having origins in any of the black racial groups of Africa.

Hispanic or Latino:

A person of Cuban, Mexican, Puerto Rican, Central or South American, or other Spanish culture or origin, regardless of race.

International:

A person who is not a citizen of the United States, and who is in this country on a temporary basis and does not have a right to remain indefinitely.

Native Hawaiian or Pacific Islander:

A person having origins in any of the original peoples of Hawaii, Guam, Samoa, or other Pacific Island.

White:

A person having origins in any of the original peoples of Europe, the Middle East, or North Africa.

Source: Office of Institutional Research & Testing

ENROLLMENT

ETHNIC DISTRIBUTION BY COLLEGE FALL 2017

<u>COLLEGE</u>	American Indian/ Native Alaskan	<u>Asian</u>	Black Or African American	Hispanic Or Latino	Int'l.	Native Hawaiian Or Pacific Islander	Two or More Races	<u>White</u>	Un- reported	<u>Total</u>
<u>Arts & Sciences</u>										
Female	7	24	93	58	9	1	55	924	9	1,180
Male	4	16	47	32	11	0	29	459	5	603
Total	11	40	140	90	20	1	84	1,383	14	1,783
<u>Business</u>										
Female	10	14	69	71	32	0	44	871	7	1,118
Male	5	18	96	53	47	1	50	1,089	17	1,376
Total	15	32	165	124	79	1	94	1,960	24	2,494
<u>Education</u>										
Female	6	8	180	64	3	2	65	792	6	1,126
Male	5	17	97	74	9	1	27	765	12	1,007
Total	11	25	277	138	12	3	92	1,557	18	2,133
<u>Engineering Tech.</u>										
Female	1	2	7	6	6	0	7	176	3	208
Male	9	25	58	84	86	1	39	1,597	14	1,913
Total	10	27	65	90	92	1	46	1,773	17	2,121
<u>Health Professions</u>										
Female	14	25	75	68	8	1	51	1,474	9	1,725
Male	0	8	17	9	6	0	8	231	3	282
Total	14	33	92	77	14	1	59	1,705	12	2,007
<u>Kendall</u>										
Female	2	20	17	40	24	1	33	588	16	741
Male	3	13	20	27	19	0	12	231	5	330
Total	5	33	37	67	43	1	45	819	21	1,071
<u>Optometry</u>										
Female	0	0	0	1	1	0	0	40	38	80
Male	0	2	0	1	4	0	0	48	14	69
Total	0	2	0	2	5	0	0	88	52	149
<u>Pharmacy</u>										
Female	1	8	4	3	12	0	3	168	114	313
Male	0	4	1	11	4	0	3	122	107	252
Total	1	12	5	14	16	0	6	290	221	565
<u>Professional & Tech.</u>										
Female	0	0	10	7	0	0	0	52	3	72
Male	0	1	9	2	0	0	0	20	1	33
Total	0	1	19	9	0	0	0	72	4	105
<u>University College</u>										
Female	1	14	106	65	8	0	44	583	6	827
Male	6	9	72	38	9	0	24	379	6	543
Total	7	23	178	103	17	0	68	962	12	1,370
<u>University Totals</u>										
Total Female	42	115	561	383	103	5	302	5,668	211	7,390
Total Male	32	113	417	331	195	3	192	4,941	184	6,408
Total	74	228	978	714	298	8	494	10,609	395	13,798

Source: Office of Institutional Research & Testing

FALL ENROLLMENT BY PROGRAM

ARTS & SCIENCES	2014/15			2015/16			2016/17			2017/18		
	ON	OFF	OL	ON	OFF	OL	ON	OFF	OL	ON	OFF	OL
BIOLOGY												
Biology BA	0			1			0			0		
Biology BS	46			59			52			45		
Biology/Environmental Biology BS	31			36			45			43		
Biology/Forensic Biology BS	41			37			39			37		
Biology/Pre-Dentistry BS	29			26			25			17		
Biology/Pre-Medicine BS	84			79			73			62		
Biology/Pre-Optometry BS	94			105			100			99		
Biology/Pre-Pharmacy BS	96			38			52			44		
Biology/Pre-Veterinary Medicine BS	22			23			26			29		
Biotechnology BS	49			44			35			36		
Pre-Physical Therapy BS	44			45			32			31		
Pre-Science AS	106			135			162			135		
PROGRAM LOCATION TOTAL	642	0	0	628	0	0	641	0	0	578	0	0
DEPARTMENT TOTAL	642			628			641			578		
HUMANITIES												
Applied Speech Communication AA	10			22			12			15		
Applied Speech Communication BS	39			39			38			29		
Communication BA	7			3			2			0		
History BA	20			18			22			22		
Sports Communication BS	4			25			37			42		
PROGRAM LOCATION TOTAL	80	0	0	107	0	0	111	0	0	108	0	0
DEPARTMENT TOTAL	80			107			111			108		
*ENGLISH, LITERATURE & WORLD LANGUAGES												
English BA	21			20			27			27		
Journalism & Technical Communication BS	20			12			14			17		
Liberal Arts AA	14			12			29			39		
Pre-Arts AA	5			1			0			0		
Pre-Technical Communications AA	7			4			0			0		
Spanish for the Professions BS							7			6		
Technical Writing CERT				1			0			0		
Technical & Professional Communication BS	5	4		7	1		8	0		8	0	
PROGRAM LOCATION TOTAL	72	4	0	57	1	0	85	0	0	97	0	0
DEPARTMENT TOTAL	76			58			85			97		

*Prior to Fall 2017 Languages & Literature

FALL ENROLLMENT BY PROGRAM

ARTS & SCIENCES	2014/15			2015/16			2016/17			2017/18		
	ON	OFF	OL	ON	OFF	OL	ON	OFF	OL	ON	OFF	OL
MATHEMATICS												
Actuarial Science BS	8			22			23			29		
Applied Mathematics BS	17			13			14			9		
Applied Mathematics/Actuarial Science BS	22			10			2			0		
Applied Mathematics/Computer Science BS	12			19			13			21		
Applied Mathematics/Operation Research BS	1			1			0			0		
Mathematics BA	3			0			0			0		
Pre-Engineering AS	2			5			0			0		
PROGRAM LOCATION TOTAL	65	0	0	70	0	0	52	0	0	59	0	0
DEPARTMENT TOTAL	65			70			52			59		

PHYSICAL SCIENCES												
Biochemistry BA	7			8			12			7		
Biochemistry BS										5		
Chemistry BA	26			26			19			21		
Industrial Chemistry BS							8			11		
Industrial Chemistry Technology AAS	0			0			1			2		
Natural Science AS										1		
Pre-Mortuary Science AS	6			3			1			1		
Pre-Optometry AS	1			0			0			0		
Pre-Pharmacy AS	335			339			235			261		
PROGRAM LOCATION TOTAL	375	0	0	376	0	0	276	0	0	309	0	0
DEPARTMENT TOTAL	375			376			276			309		

*SOCIAL & BEHAVIORAL SCIENCES												
Master of Social Work MSW	23	8		53	12		60	18		49	13	
Political Science BS	27			19			18			34		
Pre-Law AA	3			5			5			0		
Pre-Psychology AA	35			35			2			0		
Pre-Public Administration AA	1			1			0			0		
Pre-Social Work AA	35			39			0			0		
Psychology AA							32			29		
Psychology BS	126			132			115			134		
Social Work AA							39			40		
Social Work BSW	155	65		157	51		161	48		157	44	
Sociology BA	13			11			12			11		
PROGRAM LOCATION TOTAL	418	73	0	452	63	0	444	66	0	454	57	0
DEPARTMENT TOTAL	491			515			510			511		

ARTS & SCIENCES												
Integrative Studies BIS	42	3	41	63	2	54	2	0	1	0	0	0
Integrative Studies BS							52	1	35	56	0	55
Undeclared				1			0			10		
PROGRAM LOCATION TOTAL	42	3	41	64	2	54	54	1	36	66	0	55
DEPARTMENT TOTAL	86			120			91			121		

COLLEGE LOCATION TOTAL	1,694	80	41	1,754	66	54	1,663	67	36	1,671	57	55
COLLEGE TOTAL	1,815			1,874			1,766			1,783		

*Prior to Fall 2017 Social Sciences

Source: Office of Institutional Research & Testing

FALL ENROLLMENT BY PROGRAM

BUSINESS	2014/15			2015/16			2016/17			2017/18		
	ON	OFF	OL	ON	OFF	OL	ON	OFF	OL	ON	OFF	OL
ACCOUNTING, FINANCE, & INFORMATION SYSTEMS												
Accountancy AAS	21			10			18			19		
Accountancy BS	68	0		80	65		78	65		71	66	
Accountancy/Computer Info Systems BS	9			14			9			7		
Accountancy/Finance BS	22			28			29			31		
Accountancy/Professionally Directed BS	4			0			0			0		
Accountancy/Public Accounting BS	9	83		0	0		0	0		0	0	
Adv. Studies Business Intelligence CERT				1			0			0		
Adv. Studies Project Mgmt CERT	1			5			4			1		
Computer Information Systems AAS	12			26			20			32		
Computer Information Systems BB				1			0			0		
Computer Information Systems BS	69	52		55	55		51	55		52	48	
Computer Information Technology BS	47	49		45	58		40	57		39	31	
Finance BS	38			43			44			47		
Finance/Investment BS	1			0			0			0		
Finance/Real Estate BS												
Homeland Security Digital/Forensics CERT					1			0			0	
Information Security & Intelligence AAS										3		
Information Security & Intelligence BS	59	80		64	96		78	79		79	50	
Information Security & Intelligence MISI	53			124			65			25		
Master of Information Systems Management	1			0			0			0		
Project Management CERT											1	
PROGRAM LOCATION TOTAL	414	264	0	496	275	0	436	256	0	406	196	0
DEPARTMENT TOTAL	678			771			692			602		

MANAGEMENT												
Advanced Study Mgt Tools CERT	0			1			1			1		
Advanced Study Design/Innovation CERT	12			12			4			4		
Advanced Studies Incident Response CERT	1			1			2			1		
Advanced Studies in Performance Metrics CERT										1		
Business Admin w/ Professional Tracks BS	19	113	19	13	120	29	13	84	23	11	70	37
Business Administration BB							1			0		
Business Administration BS	198	230	32	199	208	53	202	233	82	236	224	86
Business Administration w/ Legal Studies BS	23			25			29			23		
Business Administration/Aviation BS		4			4			4			6	
Business Administration Maritime Option BS								3			0	
General Business AAS	74			53			75			107		
Human Resource Management BS	19	11		31	13		42	10		46	11	
Human Resource Management CERT		2			1	1		1	3	1	0	4
Insurance & Risk Management BS	4			9			5			0		
International Business CERT						1			0			1
Leadership and Supervision CERT		1			1	2		1	0		0	0
Lean Systems CERT	0			1			1			1		
Legal Studies AAS	19			20			12			18		
Master of Business Administration	39		27	36		32	27		35	21		38
Operations & Supply Management BS	28			29			31			27		
Operations & Supply Management BB	2			0			0			0		
Pre-Business AAS	47			44			49			0		
Risk Management and Insurance BS							5			11		
Small Business Management CERT							1			2		1
PROGRAM LOCATION TOTAL	485	361	78	474	347	118	500	336	143	511	311	167
DEPARTMENT TOTAL	924			939			979			989		

FALL ENROLLMENT BY PROGRAM

BUSINESS	2014/15			2015/16			2016/17			2017/18		
	ON	OFF	OL	ON	OFF	OL	ON	OFF	OL	ON	OFF	OL
MARKETING												
Advertising/Integrative Marketing Comm BS	49			51			52			44		
Business Data Analytics BS	5			11			16			19		
Digital Marketing CERT									1			2
Direct Marketing CERT							1		2	0		0
E-Commerce CERT			0			0			0			1
Graphic Communication AAS	16			10			9			17		
Graphic Design AAS	107			89			38			0		
Graphic Design BS	28			27			48			61		
Graphic Media Management BS	25			22			28			26		
Healthcare Marketing	6			8			10			6		
Marketing AAS	53			60			68			93		
Marketing BS	145			149			141			150		
Pre-Marketing	45			51			31			0		
Public Relations BS	43			42			42			37		
PROGRAM LOCATION TOTAL	522	0	0	520	0	0	484	0	3	453	0	3
DEPARTMENT TOTAL	522			520			487			456		

SPORTS, ENTERTAINMENT, & HOSPITALITY MANAGEMENT												
Dietary & Food Service Management AAS	3	2		4	4		2	3		1	0	
Culinary Mgmt CERT	1			0			0			0		
Hospitality Management BS				9	11		43	19		54	32	
Hotel Management BS	12	30		10	26		0	14		0	3	
Hotel Mgmt/Restaurant & Food Ind. Mgmt BS	34	5		30	1		12	3		5	0	
Music Industry Management BS	160			154			131			114		
Nutrition/Food Service Management AAS							5	2		5	2	
Nutrition/Food Service Management CERT								1			1	
Pre-Hospitality AAS	7			6			4			0		
Pre-Professional Golf Management BS	8			3			5			0		
Pre-Professional Tennis Mgmt AAS	15			11			9			0		
PGA Golf Management BS	215			194			172			165		
Professional Brew Management AAS							5			10		
Professional Tennis Management BS	40			28			22			27		
Resort Management BS	43			35			23			6		
Restaurant & Food Industry Mgmt AAS	33			27			24			22		
Special Event/Meeting Planning	1			0			0			0		
PROGRAM LOCATION TOTAL	572	37	0	511	42	0	457	42	0	409	38	0
DEPARTMENT TOTAL	609			553			499			447		

BUSINESS												
Undeclared		3			1			0			0	
PROGRAM LOCATION TOTAL	0	3	0	0	1	0	0	0	0	0	0	0
DEPARTMENT TOTAL	3			1			0			0		

COLLEGE LOCATION TOTAL	1,993	665	78	2,001	665	118	1,877	634	146	1,779	545	170
COLLEGE TOTAL	2,736			2,784			2,657			2,494		

Source: Office of Institutional Research & Testing

FALL ENROLLMENT BY PROGRAM

EDUCATION & HUMAN SERVICES	2014/15			2015/16			2016/17			2017/18		
	ON	OFF	OL	ON	OFF	OL	ON	OFF	OL	ON	OFF	OL
LEISURE STUDIES & WELLNESS												
Recreation Leadership & Management BS	6			1			0			0		
<i>PROGRAM LOCATION TOTAL</i>	6	0	0	1	0	0	0	0	0	0	0	0
<i>DEPARTMENT TOTAL</i>	6			1			0			0		

SCHOOL OF CRIMINAL JUSTICE												
Criminal Justice AA										156		
Criminal Justice Corrections BS	38			37			32			31		
Criminal Justice Generalist BS	95	617		94	605		94	526		87	494	
Criminal Justice Law Enforcement BS	108			109	1		111	1		117	0	
Master of Criminal Justice Administration	24	31		27	38		15	18		14	24	
Pre-Criminal Justice AA	380			390			332			128		
<i>PROGRAM LOCATION TOTAL</i>	645	648	0	657	644	0	584	545	0	533	518	0
<i>DEPARTMENT TOTAL</i>	1,293			1,301			1,129			1,051		

SCHOOL OF EDUCATION												
Adv. Studies Total Quality Mgmt CERT		1			0			0			0	
Biology Education BS	13	2		12	1		14	0		9	0	
Busn Mgmt Mktg Tech Teaching BS	2			2			2			2		
Career Tech Education Post Sec Admn MTE							5	2		6	3	
Career Tech Education Train Dev MTE								1		2	0	
Career & Technical Education Instructor MTE							7	6		5	3	
Career & Technical Education MS	21	14		18	9		0	0		0	0	
Certification Bus Ed Gen Bus NDCT										1		
Certification CERT	6	14		5	7		0	0		0	0	
Certification Add Endorsement CERT							2	1		2	0	
Certification Elementary Education CERT	1	3		1	0		1	0		1	1	
Certification Graduate CERT	1			2	2		5	1		5	2	
Certification Social Studies CERT							1			1		
Certification Technical Education CERT							1	2		1	2	
Chemistry Education BS	6			5			3			6		
Curriculum & Instruction M.Ed.	21	18		18	10		0	0		0	0	
Curriculum & Instruction Special Needs MED							11	8		7	7	
Curriculum & Instruction Subject Area MED							7	1		3	0	
Curriculum & Instruction Experiential Ed MED							1			0		
Early Childhood Education AAS	25			24			24			32		
Early Childhood Education BS	42	50		43	42		40	44		35	55	
Early Childhood Lead Teacher BS							3			0		
Early Childhood Management							1			1		
Educational Leadership MS	8	1		11	4		13	3		7	1	
Elementary Education BS	112	126		111	122		107	124		121	120	
English Education BS	23	2		28	3		30	2		29	1	
Geography Education BS							1			0		
History Education BS	14	2		13	0		9	0		6	0	
Mathematics Education BS	33	4		20	3		23	2		15	2	
Political Science Education BS				3			2			1		
Pre-Teaching Elementary AA	31			23			27			26		
Pre-Teaching Secondary AA	21			24			28			31		
Pro-Mo-Ted-Technical Education			12			11			11			13
Social Studies BS	35	7		31	11		0	0		0	0	

FALL ENROLLMENT BY PROGRAM

EDUCATION & HUMAN SERVICES	2014/15			2015/16			2016/17			2017/18		
	ON	OFF	OL	ON	OFF	OL	ON	OFF	OL	ON	OFF	OL
SCHOOL OF EDUCATION - Continued												
Social Studies Education BS							23	5		35	1	
Social Studies/Elementary BS	5			6	3		3	2		2	8	
Technical Education BS	0	2		1	3		0	1		1	1	
Undeclared Major Graduate NDGD										1	1	
PROGRAM LOCATION TOTAL	420	246	12	401	220	11	394	205	11	393	207	13
DEPARTMENT TOTAL	678			632			610			613		
TELEVISION AND DIGITAL MEDIA PRODUCTION												
Television & Digital Media Production BS	68			77			75			79		
Digital Animation & Game Design BAS		186		16	176		77	160		127	160	
Digital Media Software Engineering BAS		1			2		1	1		2	2	
Digital Media Software Engineering BS		20			27			35		0	37	
Digital Media AS										24		
Pre-Digital Media	22			59			60			33		
PROGRAM LOCATION TOTAL	90	207	0	152	205	0	213	196	0	265	199	0
DEPARTMENT TOTAL	297			357			409			464		
EDUCATION & HUMAN SERVICES												
Art Education CERT for BFA	1			3			4			3		
Undeclared Graduate	3	5		11	1		2	2		1	1	
PROGRAM LOCATION TOTAL	4	5	0	14	1	0	6	2	0	4	1	0
DEPARTMENT TOTAL	9			15			8			5		
COLLEGE LOCATION TOTAL	1,165	1,106	12	1,225	1,070	11	1,197	948	11	1,195	925	13
COLLEGE TOTAL	2,283			2,306			2,156			2,133		

Source: Office of Institutional Research & Testing

FALL ENROLLMENT BY PROGRAM

ENGINEERING TECHNOLOGY	2014/15			2015/16			2016/17			2017/18		
	ON	OFF	OL	ON	OFF	OL	ON	OFF	OL	ON	OFF	OL
ARCHITECTURAL TECHNOLOGY & FACILITY MANAGEMENT												
Architectural Technology AAS	56			56			60			80		
Architecture & Sustainability BS	32			26			20			23		
Facilities Management BS	29			22			18			16		
Facilities Management CERT			9			7			3	0		6
Pre-Architectural Technology AAS	3			6			4			0		
Pre-Facilities Management BS	3			4			6			0		
PROGRAM LOCATION TOTAL	123	0	9	114	0	7	108	0	3	119	0	6
DEPARTMENT TOTAL	132			121			111			125		

AUTOMOTIVE												
Automotive Engineering Technology BS	187			183			169			171		
Automotive Management BS	36	14	13	36	13	20	38	11	21	32	10	17
Automotive Management (2+2) BS	2			1			0			3		
Automotive Service Technology AAS	31			26			25			27		
Pre-Automotive Engineering Technology BS	12			21			20			0		
Pre-Automotive Management BS	8			5			4			0		
Pre-Automotive Service Technology AAS	5			7			3			0		
PROGRAM LOCATION TOTAL	281	14	13	279	13	20	259	11	21	233	10	17
DEPARTMENT TOTAL	308			312			291			260		

CONSTRUCTION TECHNOLOGY & MANAGEMENT												
Building Construction Technology AAS	18			75			119			152		
Civil Engineering Technology AAS	14			20			21			22		
Civil Eng Tech- Hwy Emphasis AAS										6		
Construction Administration CERT		1		1	0		0	0		0	0	
Construction Management BS	153	17		110	33		61	18		75	19	
Construction Mgt Commercial-Industrial BS							23			0		
Construction Mgt Highway-Bridge BS							1			0		
Pre-Building Construction Technology AAS	3			6			7			0		
Pre-Civil Engineering Technology AAS				2			3			0		
Pre-Construction Management BS	6			3			5			0		
PROGRAM LOCATION TOTAL	194	18	0	217	33	0	240	18	0	255	19	0
DEPARTMENT TOTAL	212			250			258			274		

ELECTRONICS/CNS												
Computer Networks & Systems BS	34			30			26			22		
Electrical/Electronics Engineering Tech BS	53			48			38			35		
Industrial Electronics Technology AAS	58			59			48			56		
Pre-Computer Networks & Systems BS	3			0			0			0		
Pre-Electrical/Electronics Eng Tech BS	6			4			3			0		
Pre-Industrial Electronics Technology AAS	7			3			7			0		
PROGRAM LOCATION TOTAL	161	0	0	144	0	0	122	0	0	113	0	0
DEPARTMENT TOTAL	161			144			122			113		

FALL ENROLLMENT BY PROGRAM

ENGINEERING TECHNOLOGY	2014/15			2015/16			2016/17			2017/18		
	ON	OFF	OL	ON	OFF	OL	ON	OFF	OL	ON	OFF	OL
ENERGY SYSTEMS												
Energy Systems Engineering BS	16			8			7			3		
Pre-Energy Systems Engineering BS	2			6			0			0		
<i>PROGRAM LOCATION TOTAL</i>	18	0	0	14	0	0	7	0	0	3	0	0
<i>DEPARTMENT TOTAL</i>	18			14			7			3		

HEAVY EQUIPMENT												
Heavy Equipment Service Engineering BS	34			27			34			43		
Pre-Heavy Equipment Service Eng. Tech BS	0			1			0			0		
Heavy Equipment Technology AAS	69			73			64			62		
Pre-Heavy Equipment Technology AAS	5			2			1			0		
<i>PROGRAM LOCATION TOTAL</i>	108	0	0	103	0	0	99	0	0	105	0	0
<i>DEPARTMENT TOTAL</i>	108			103			99			105		

HVACR												
HVACR Engineering Technology BS	5		4	6		0	0		0	0		0
HVACR Eng. Tech. & Energy Mgmt. BS	54		69	32		59	52		70	49		73
HVACR Technology AAS	58			59			67			75		
Pre-HVACR Engineering Technology BS	1			4			2			0		
Pre-HVACR Technology AAS	2			6			6			0		
<i>PROGRAM LOCATION TOTAL</i>	120	0	73	107	0	59	127	0	70	124	0	73
<i>DEPARTMENT TOTAL</i>	193			166			197			197		

MANUFACTURING ENGINEERING TECHNOLOGY												
Industrial Technology & Mgmt BAS		69			79			84			91	
Manufacturing Engineering Technology BS	26	52		43	54		39	68		65	70	
Manufacturing Technology AAS	50			54			51			36		
Manufacturing Tooling Technology AAS	1			0			0			0		
Pre-Manufacturing Engineering BS	24			19			21			0		
Pre-Manufacturing Tooling Technology AAS	0			4			1			0		
Quality Engineering Technology BS		4			0			0			0	
Quality Technology CERT		1		1	1		0	2		0	2	
<i>PROGRAM LOCATION TOTAL</i>	101	126	0	121	134	0	112	154	0	101	163	0
<i>DEPARTMENT TOTAL</i>	227			255			266			264		

MECHANICAL DESIGN												
CAD Drafting & Tool Design Technology AAS	42			31			35			39		
Mechanical Engineering Technology AAS	132			141			132			139		
Mechanical Engineering Technology BS	46			60			70			70		
Pre-CAD Drafting & Tool Design AAS	2			2			1			0		
Pre-Mechanical Engineering Tech. AAS	7			9			12			0		
Pre-Mechanical Engineering Technology BS	9			8			7			0		
Pre-Product Design Engineering BS	7			3			1			0		
Product Design Engineering Technology BS	24	24		37	19		53	8		48	22	
<i>PROGRAM LOCATION TOTAL</i>	269	24	0	291	19	0	311	8	0	296	22	0
<i>DEPARTMENT TOTAL</i>	293			310			319			318		

FALL ENROLLMENT BY PROGRAM

ENGINEERING TECHNOLOGY	2014/15			2015/16			2016/17			2017/18		
	ON	OFF	OL	ON	OFF	OL	ON	OFF	OL	ON	OFF	OL
PLASTICS & RUBBER												
Plastics Engineering Technology BS	43			59			77			85		
Plastics/Polymer Eng Tech AAS	147			141			94			118		
Pre-Plastics Engineering Technology BS	5			10			20			0		
Pre-Plastics Polymer Enginnering Tech. AAS	2			18			35			0		
Pre-Rubber Technology AAS	2			0			0			0		
Rubber Engineering Technology BS	5			1			5			3		
PROGRAM LOCATION TOTAL	204	0	0	229	0	0	231	0	0	206	0	0
DEPARTMENT TOTAL	204			229			231			206		

PRINTING & IMAGING TECHNOLOGY MANAGEMENT *												
Printing Management BS	2			1			1			1		
PROGRAM LOCATION TOTAL	2	0	0	1	0	0	1	0	0	1	0	0
DEPARTMENT TOTAL	2			1			1			1		

SURVEYING												
Geographic Information CERT	1			1			0			0		
Pre-Surveying Engineering BS	1			1			3			0		
Pre-Surveying Technology AAS	2			3			2			0		
Surveying Engineering BS	46			38			47			47		
Surveying Technology AAS	12			32			31			23		
PROGRAM LOCATION TOTAL	62	0	0	75	0	0	83	0	0	70	0	0
DEPARTMENT TOTAL	62			75			83			70		

WELDING ENGINEERING TECHNOLOGY												
Pre-Welding Engineering Technology BS	3			5			7			0		
Pre-Welding Technology AAS	24			31			33			0		
Welding Engineering Technology BS	77			79			84			76		
Welding Technology AAS	91			93			88			109		
PROGRAM LOCATION TOTAL	195	0	0	208	0	0	212	0	0	185	0	0
DEPARTMENT TOTAL	195			208			212			185		

ENGINEERING TECHNOLOGY												
Undeclared Undergraduate			1			0			0			0
PROGRAM LOCATION TOTAL	0	0	1	0	0	0	0	0	0	0	0	0
DEPARTMENT TOTAL	1			0			0			0		

COLLEGE LOCATION TOTAL	1,838	182	96	1,903	199	86	1,912	191	94	1,811	214	96
COLLEGE TOTAL	2,116			2,188			2,197			2,121		

Source: Office of Institutional Research & Testing

FALL ENROLLMENT BY PROGRAM

HEALTH PROFESSIONS	2014/15			2015/16			2016/17			2017/18		
	ON	OFF	OL	ON	OFF	OL	ON	OFF	OL	ON	OFF	OL
CLINICAL LAB, RESPIRATORY CARE, & HEALTH ADMINISTRATION												
Cancer Information Management CERT								1			1	1
Health Care Systems Administration BS	248	63		200	47		159	43		116	31	
Health Information Management BS	54	17	18	55	15	16	43	14	15	34	16	12
Health Information Technology AAS	42	30		27	24		22	23		32	14	
Lean Healthcare CERT									1			2
Long Term Care CERT							2		1	0		17
Master of Healthcare Admin MHA							1		12	1		33
Master of Public Health						9			14			16
Medical Laboratory Science BS	36			43			44			39		
Medical Laboratory Technology AAS	3			5			6			0		
Molecular Diagnostics BS	22			10			18			18		
Pre-Medical Laboratory Science BS	17			22			19			0		
Pre-Medical Laboratory Technology AAS	12			6			5			0		
Pre-Medical Technology AAS	0			1			0			0		
Pre-Medical Technology BS	2			0			0			0		
Pre-Molecular Diagnostics BS	13			16			9			0		
Pre-Respiratory Care AAS	36	1		41	1		35	0		0	0	
Public Health	1			9			28			33		
Respiratory Care AAS	34	11		30	16		26	13		34	10	
Respiratory Therapy BS												2
PROGRAM LOCATION TOTAL	520	122	18	465	103	25	417	94	43	307	72	83
DEPARTMENT TOTAL	660			593			554			462		

DENTAL HYGIENE & MEDICAL IMAGING												
Allied Health Science AAS	67			58			125			500		
Allied Health Science BS	125		79	107		74	80		60	92		58
Dental Hygiene AAS	49			53			63			68		
Dental Hygiene BS			44	1		37	0		42	1		38
Diagnostic Medical Sonography AAS	22			21			22			32		
Nuclear Medicine Technology BS	59	26	9	51	21	7	38	15	1	29	11	0
Pre-Dental Hygiene AAS	126			148			113			0		
Pre-Diagnostic Medical Sonography AAS	48			59			48			0		
Pre-Nuclear Medicine BS	21			23			28			0		
Pre-Radiography AAS	56			64			37			0		
Radiography AAS	39			49			69			66		
Vascular Ultrasound CERT												2
PROGRAM LOCATION TOTAL	612	26	132	634	21	118	623	15	103	788	11	98
DEPARTMENT TOTAL	770			773			741			897		

FALL ENROLLMENT BY PROGRAM

HEALTH PROFESSIONS	2014/15			2015/16			2016/17			2017/18		
	ON	OFF	OL	ON	OFF	OL	ON	OFF	OL	ON	OFF	OL
SCHOOL OF NURSING												
Doctor of Nursing Practice DNP												8
Master of Science in Nursing MSN			98			95			97			107
Nursing BS		24	506		13	480	1	0	449	0	3	373
Nursing (accelerated track) BS	24			22			0			0		
Nursing BSN	123			125			155			156		
Nursing Education CERT	1			0		1	0		1	0		1
Pre-Nursing BS	235			185			170					
PROGRAM LOCATION TOTAL	383	24	604	332	13	576	326	0	547	156	3	489
DEPARTMENT TOTAL	1,011			921			873			648		
ALLIED HEALTH SCIENCES												
Undeclared Undergraduate			2			0			0			0
PROGRAM LOCATION TOTAL	0	0	2	0	0	0	0	0	0	0	0	0
DEPARTMENT TOTAL	2			0			0			0		
COLLEGE LOCATION TOTAL	1,515	172	756	1,431	137	719	1,366	109	693	1,251	86	670
COLLEGE TOTAL	2,443			2,287			2,168			2,007		

Source: Office of Institutional Research & Testing

FALL ENROLLMENT BY PROGRAM

KENDALL	2014/15			2015/16			2016/17			2017/18		
	KEN	OFF	OL	KEN	OFF	OL	KEN	OFF	OL	KEN	OFF	OL
DESIGN STUDIES												
Collaborative Design BFA	27			25			29			21		
Digital Art and Design BFA										44		
Digital Media BFA	124			141			158			133		
Furniture Design BFA	23			21			26			19		
Graphic Design BFA	219			210			183			174		
Illustration BFA	211			176			139			128		
Industrial Design BFA	84			93			67			60		
Interior Design BFA	99			96			91			76		
Master of Architecture MARCH	8			10			12			12		
Master of Arts Design MA							1			5		
Medical Illustration BFA	44			48			44			33		
Metals/Jewelry Design BFA	19			17			18			14		
Special Program NDSP	16			9			6			4		
Visual and Critical Studies				4			2			4		
<i>PROGRAM LOCATION TOTAL</i>	874	0	0	850	0	0	776	0	0	727	0	0
<i>DEPARTMENT TOTAL</i>	874			850			776			727		

FINE ARTS/FOUNDATION												
Art Education BFA	48			42			33			25		
Drawing BFA	39			41			35			18		
Drawing With Printmaking Focus BFA	3			1			0			0		
Fashion Studies BFA	51			50			40			34		
Fine Arts Drawing MFA	4			8			7			6		
Fine Arts Painting MFA	24			14			12			13		
Fine Arts Photography MFA	2			1			4			5		
Fine Arts Printmaking MFA	7			6			5			3		
Fine Arts Undecided BFA	11			0			0			0		
Painting BFA	26			23			19			13		
Photography BFA	67			57			49			47		
Printmaking BFA	15			11			11			6		
Sculpture/Functional Art BFA	24			17			15			11		
Undecided BFA										6		
<i>PROGRAM LOCATION TOTAL</i>	321	0	0	271	0	0	230	0	0	187	0	0
<i>DEPARTMENT TOTAL</i>	321			271			230			187		

LIBERAL ARTS & SCIENCES												
Art History BS	18			17			1			1		
Art History Academic Option							8			7		
Art History Studio Option							6			4		
Master of Art Education	1			1			2			6		
<i>PROGRAM LOCATION TOTAL</i>	19	0	0	18	0	0	17	0	0	18	0	0
<i>DEPARTMENT TOTAL</i>	19			18			17			18		

FALL ENROLLMENT BY PROGRAM

KENDALL	2014/15			2015/16			2016/17			2017/18		
	KEN	OFF	OL	KEN	OFF	OL	KEN	OFF	OL	KEN	OFF	OL
KENDALL												
Fast Track	224			182			183			139		
Undecided BFA				7			8			0		
PROGRAM LOCATION TOTAL	224	0	0	189	0	0	191	0	0	139	0	0
DEPARTMENT TOTAL	224			189			191			139		
COLLEGE LOCATION TOTAL	1,438	0	0	1,328	0	0	1,214	0	0	1,071	0	0
COLLEGE TOTAL	1,438			1,328			1,214			1,071		

Source: Office of Institutional Research & Testing

FALL ENROLLMENT BY PROGRAM

OPTOMETRY	2014/15			2015/16			2016/17			2017/18		
	ON	OFF	OL	ON	OFF	OL	ON	OFF	OL	ON	OFF	OL
OPTOMETRY												
Optometry OD	145			146			148			149		
PROGRAM LOCATION TOTAL	145	0	0	146	0	0	148	0	0	149	0	0
DEPARTMENT TOTAL	145			146			148			149		
COLLEGE LOCATION TOTAL	145	0	0	146	0	0	148	0	0	149	0	0
COLLEGE TOTAL	145			146			148			149		

FALL ENROLLMENT BY PROGRAM

PHARMACY	2014/15			2015/16			2016/17			2017/18		
	ON	OFF	OL	ON	OFF	OL	ON	OFF	OL	ON	OFF	OL
PHARMACY												
Pharmacy PD	574			598			581			565		
PROGRAM LOCATION TOTAL	574	0	0	598	0	0	581	0	0	565	0	0
DEPARTMENT TOTAL	574			598			581			565		
COLLEGE LOCATION TOTAL	574	0	0	598	0	0	581	0	0	565	0	0
COLLEGE TOTAL	574			598			581			565		

FALL ENROLLMENT BY PROGRAM

PROFESSIONAL & TECHNOLOGICAL STUDIES	2014/15			2015/16			2016/17			2017/18		
	ON	OFF	OL	ON	OFF	OL	ON	OFF	OL	ON	OFF	OL
COLLEGE OF PROFESSIONAL & TECHNOLOGICAL STUDIES												
Community College Leadership EDD	67			70			70	28		77	28	
PROGRAM LOCATION TOTAL	67	0	0	70	0	0	70	28	0	77	28	0
DEPARTMENT TOTAL	67			70			98			105		
COLLEGE LOCATION TOTAL	67	0	0	70	0	0	70	28	0	77	28	0
COLLEGE TOTAL	67			70			98			105		

Source: Office of Institutional Research & Testing

FALL ENROLLMENT BY PROGRAM

UNIVERSITY COLLEGE	2014/15			2015/16			2016/17			2017/18		
	ON	OFF	OL	ON	OFF	OL	ON	OFF	OL	ON	OFF	OL
DEVELOPMENTAL PROGRAM & CURRICULUM												
Career Exploration AA	93			104			102			120		
Directed Studies AA	48			31			47			36		
General Studies AA	373			434			394			414		
Intensive English Language Program	52			50			21			15		
PROGRAM LOCATION TOTAL	566	0	0	619	0	0	564	0	0	585	0	0
DEPARTMENT TOTAL	566			619			564			585		
UNIVERSITY COLLEGE												
Fast Track NDUG	357	17		430	46		590	0		732	0	
Non-Degree Undergraduate	43			39			48			53		
PROGRAM LOCATION TOTAL	400	17	0	469	46	0	638	0	0	785	0	0
DEPARTMENT TOTAL	417			515			638			785		
UNIVERSITY COLLEGE												
COLLEGE LOCATION TOTAL	966	17	0	1,088	46	0	1,202	0	0	1,370	0	0
COLLEGE TOTAL	983			1,134			1,202			1,370		

Source: Office of Institutional Research & Testing

First Time in Any College (FTIAC) Profile
Fall Enrollment

Total FTIAC										
	2008	2009	2010	2011	2012	2013	*2014	2015	2016	2017
Total	2,297	2,130	2,185	2,331	2,422	2,644	1,959	1,976	1,834	1,827

FTIAC by Gender										
	2008	2009	2010	2011	2012	2013	*2014	2015	2016	2017
Female	1,114	1,095	1,133	1,180	1,335	1,498	970	1,014	961	937
Male	1,183	1,035	1,052	1,151	1,087	1,146	989	962	873	890

FTIAC by Ethnicity										
	2008	2009	2010	2011	2012	2013	*2014	2015	2016	2017
American Indian/Alsk Nat	14	20	14	8	6	12	9	5	7	7
Asian	42	36	25	31	41	27	26	28	35	24
Black	163	200	187	196	211	181	164	200	161	169
Hispanic	49	49	63	75	91	108	82	106	112	121
International	13	9	22	38	39	51	52	43	25	22
Native Hawaiian/Pac Isla	0	1	1	1	2	1	1	2	1	1
Two or More Races	4	8	50	73	95	114	85	84	84	83
White	1,761	1,640	1,688	1,825	1,854	2,104	1,523	1,501	1,396	1,384
Unreported	251	167	135	84	83	46	17	7	13	16

FTIAC by Full-Time and Part-Time										
	2008	2009	2010	2011	2012	2013	*2014	2015	2016	2017
Full-Time	2,101	1,954	1,959	2,074	2,099	1,975	1,892	1,924	1,792	1,778
Part-Time	196	176	226	257	323	669	67	52	42	49

FTIAC by Campus										
	2008	2009	2010	2011	2012	2013	*2014	2015	2016	2017
On	1,937	1,787	1,825	1,944	1,939	2,166	1,768	1,813	1,671	1,696
Off	38	42	52	34	37	33	32	32	21	23
On-Line	0	1	0	1	0	0	0	0	0	1
Kendall	322	300	308	352	446	445	159	131	142	107

FTIAC by Average HSGPA, ACT and SAT										
	2008	2009	2010	2011	2012	2013	2014	2015	2016	2017
HSGPA	3.17	3.21	3.19	3.20	3.22	3.23	3.23	3.24	3.26	3.27
ACT COMP	21.24	21.13	21.38	21.83	21.70	21.80	21.75	21.65	21.85	22.26
SAT Total**										1,056.52
SAT Math**										537.20
SAT Read/Write**										522.84

*Beginning Fall 2014 new break-out codes were created for Dual Enrolled FTIACS and Dual Enrolled Continuing Students, (prior to 2014 these counts were included in the FTIAC counts).

**Fall 2017 SAT became Michigan's test for high school students.

First Time in Any College (FTIAC) Profile
Fall Enrollment by Michigan County

MI County	2013	2014	2015	2016	2017
Alcona	2	4	3	4	1
Alger	1	1	0	0	3
Allegan	58	35	42	28	33
Alpena	2	6	4	3	3
Antrim	6	10	6	8	7
Arenac	1	2	3	4	4
Baraga	4	5	0	6	0
Barry	34	19	13	22	18
Bay	23	27	10	11	12
Benzie	15	6	2	4	7
Berrien	18	24	32	35	25
Branch	12	9	13	2	6
Calhoun	25	10	18	26	11
Cass	7	9	0	4	7
Charlevoix	7	11	9	7	10
Cheboygan	5	6	9	12	9
Chippewa	7	7	14	8	8
Clare	6	8	4	5	3
Clinton	28	21	11	21	28
Crawford	7	2	1	2	0
Delta	5	5	4	5	5
Dickinson	4	9	9	3	11
Eaton	33	22	25	21	32
Emmet	7	8	5	3	6
Genesee	61	61	43	43	49
Gladwin	7	3	7	3	3
Gogebic	1	1	1	0	1
Grand Traverse	77	8	15	18	20
Gratiot	4	8	11	9	13
Hillsdale	2	5	5	10	4
Houghton	6	2	3	5	6
Huron	13	6	4	7	12
Ingham	27	20	25	28	23
Ionia	20	19	18	21	27
Iosco	9	8	4	6	13
Iron	0	1	1	4	3
Isabella	12	20	22	6	14
Jackson	48	30	27	22	20
Kalamazoo	53	45	28	28	27
Kalkaska	11	1	5	3	2
Kent	348	199	252	248	268
Lake	21	4	11	8	6

First Time in Any College (FTIAC) Profile
Fall Enrollment by Michigan County

MI County cont.	2013	2014	2015	2016	2017
Lapeer	40	15	26	14	18
Leelanau	29	3	2	5	2
Lenawee	12	16	21	9	11
Livingston	39	39	15	22	34
Luce	0	0	3	1	0
Mackinac	0	2	3	1	6
Macomb	97	89	72	65	72
Manistee	8	12	6	13	2
Marquette	10	8	8	13	13
Mason	22	6	11	9	13
Mecosta	180	98	89	86	110
Menominee	1	5	1	2	5
Midland	21	20	11	10	18
Missaukee	10	6	6	6	5
Monroe	5	9	7	4	5
Montcalm	51	49	59	44	26
Montmorency	1	1	3	2	1
Muskegon	55	48	70	52	57
Newaygo	58	59	55	41	32
Oakland	161	117	106	100	74
Oceana	10	6	21	20	17
Ogemaw	2	4	6	2	2
Ontonagon	0	0	0	2	1
Osceola	69	38	45	45	28
Oscoda	2	1	3	0	2
Otsego	8	13	8	10	8
Ottawa	144	118	95	128	125
Presque Isle	0	2	5	8	5
Roscommon	28	2	4	12	8
Saginaw	39	24	30	47	32
Sanilac	10	8	12	10	7
Schoolcraft	2	1	1	0	2
Shiawassee	18	17	10	17	11
St. Clair	21	47	33	21	20
St. Joseph	10	5	6	8	10
Tuscola	34	11	10	7	10
Van Buren	30	15	11	11	11
Washtenaw	28	18	24	19	23
Wayne	131	109	175	104	104
Wexford	25	23	18	17	20
Total	2,448	1,771	1,810	1,700	1,710

First Time in Any College (FTIAC) Profile
Fall Enrollment by Top 20 High Schools and Top 20 Majors

High School	2017
Big Rapids High School	59
Rockford Senior High School	31
Morley-Stanwood High School	26
Hudsonville High School	21
Lowell Senior High School	20
Reed City High School	20
Zeeland West High School	18
Caledonia High School	18
West Ottawa High School	18
Cedar Springs High School	17
Kent City High School	15
East Kentwood High School	15
Home School	14
Tri-County Area High School	13
Zeeland East High School	13
Lakeview High School	11
Coopersville High School	11
Northview High School	11
Byron Center Senior Hs	10
East English Village Prep Acad	10

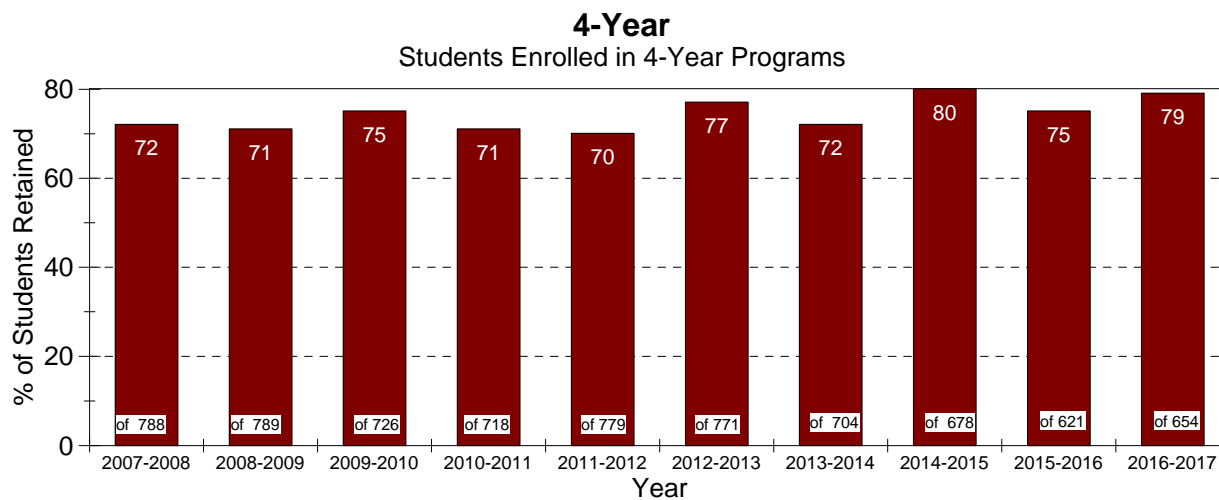
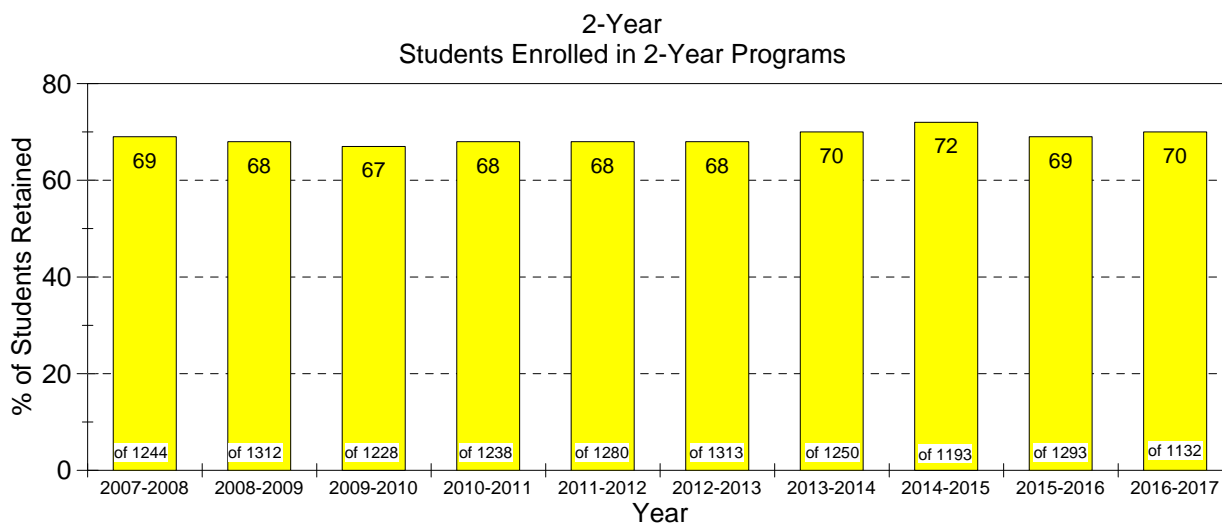
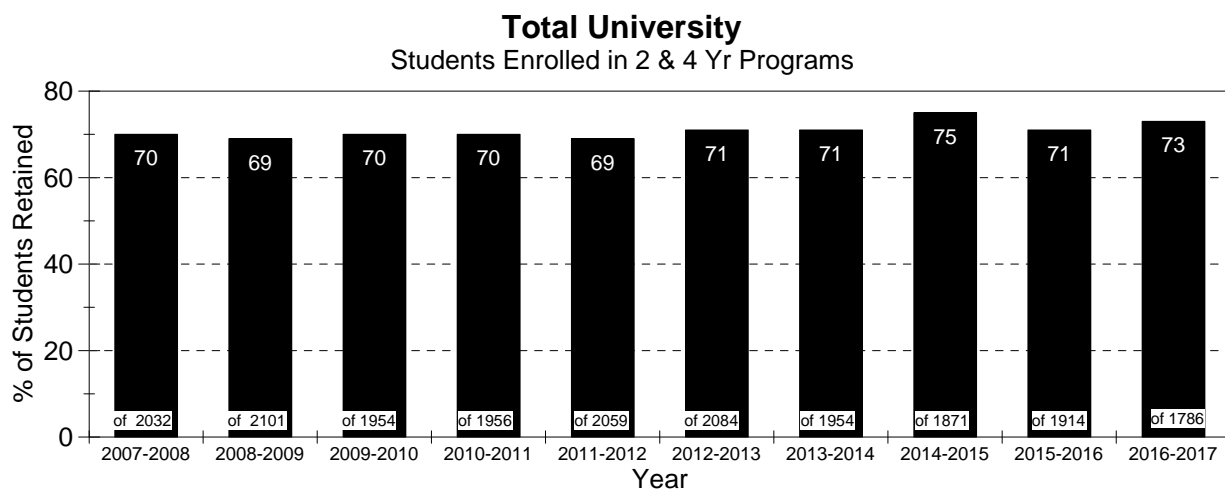
Major	2017
General Studies	289
Allied Health Science	174
Criminal Justice	107
Pre-Pharmacy	103
Career Exploration	89
Pre-Science	60
Digital Animation Game Design	49
Marketing	42
General Business	42
Business Administration	36
Building Construction Tech	35
Psychology	30
PGA Golf Management	28
Mechanical Engineering Tech	28
Biology - Pre-Optometry	27
Architectural Technology	26
Digital Art and Design	26
Plastics Polymer Eng Tech	25
Welding Technology	24
Digital Media	22

**First Time in Any College (FTIAC) Profile
Fall Enrollment by States and Countries**

State	2017
Arkansas	1
Arizona	3
California	1
District of Columbia	1
Florida	5
Georgia	3
Illinois	39
Indiana	14
Kentucky	1
Maryland	1
Michigan	1,710
Minnesota	1
Mississippi	1
New Hampshire	1
New Jersey	12
Ohio	1
Oregon	2
Pennsylvania	4
Texas	1
Virginia	2
Wisconsin	2

Country	2017
China	8
France	1
Germany	2
Indonesia	1
India	1
South Korea	1
Nigeria	1
Saudi Arabia	4
Thailand	1
United Kingdom	1
Vietnam	1

FALL TO FALL FIRST-YEAR RETENTION RATES (Full-Time FTIACS)



Source: Office of Institutional Research and Testing

GRADUATION RATES
Percent of Full-Time FTIAC (First Time in Any College)
Students Graduating Within 2 to 6 Years

All Two and Four Year Degree Programs

Entering <u>Term</u>	# of <u>FTIAC's</u>	2 Yr <u>Grad Rate %</u>	3 Yr <u>Grad Rate %</u>	4 Yr <u>Grad Rate %</u>	5 Yr <u>Grad Rate %</u>	6 Yr <u>Grad Rate %</u>
2006	1895	7	15	32	46	52
2007	2032	7	15	29	43	50
2008	2101	6	13	29	42	49
2009	1954	6	11	26	41	47
2010	1956	6	12	29	42	49
2011	2059	7	12	29	42	50
2012	2084	5	13	32	48	
2013	1954	4	13	33		
2014	1871	5	16			
2015	1914	6				

Two Year Degree Programs

Entering <u>Term</u>	# of <u>FTIAC's</u>	2 Yr <u>Grad Rate %</u>	3 Yr <u>Grad Rate %</u>	4 Yr <u>Grad Rate %</u>	5 Yr <u>Grad Rate %</u>	6 Yr <u>Grad Rate %</u>
2006	1239	9	19	33	43	50
2007	1244	10	20	30	40	47
2008	1312	9	18	30	40	48
2009	1228	8	15	27	39	45
2010	1238	9	17	32	43	50
2011	1280	11	17	32	41	49
2012	1313	7	17	31	44	
2013	1250	6	16	34		
2014	1193	8	21			
2015	1293	9				

Four Year Degree Programs

Entering <u>Term</u>	# of <u>FTIAC's</u>	2 Yr <u>Grad Rate %</u>	3 Yr <u>Grad Rate %</u>	4 Yr <u>Grad Rate %</u>	5 Yr <u>Grad Rate %</u>	6 Yr <u>Grad Rate %</u>
2006	656	2	7	30	52	56
2007	788	1	6	27	47	54
2008	789	1	5	26	44	51
2009	726	1	4	24	46	51
2010	718	1	3	24	42	47
2011	779	1	4	26	45	52
2012	771	1	6	33	54	
2013	704	1	7	33		
2014	678	1	6			
2015	621	1				

Source: Office of Institutional Research & Testing

**PERCENT OF FULL-TIME FTIAC FALL TO FALL RETENTION
FALL 2007 - 08 to FALL 2016 - 17**

	Fall 07- 08	Fall 08- 09	Fall 09- 10	Fall 10- 11	Fall 11- 12	Fall 12- 13	Fall 13- 14	Fall 14- 15	Fall 15- 16	Fall 16- 17
FULL-TIME BACHELOR STUDENTS	72%	71%	75%	71%	70%	77%	72%	80%	75%	79%
FULL-TIME ASSOCIATE STUDENTS	69%	68%	67%	68%	68%	68%	70%	72%	69%	70%
TOTAL STUDENTS	70%	69%	70%	70%	69%	71%	71%	75%	71%	73%

**FALL TO SPRING/FALL TO FALL RETENTION
FALL 2012 - 2017 COHORTS**

All Degree Seeking FTIACS by College

College	Fall 2012 FTIACS	Spring 2013 % Ret	Fall 2013 % Ret	Fall 2013 FTIACS	Spring 2014 % Ret	Fall 2014 % Ret	Fall 2014 FTIACS	Spring 2015 % Ret	Fall 2015 % Ret	Fall 2015 FTIACS	Spring 2016 % Ret	Fall 2016 % Ret	Fall 2016 FTIACS	Spring 2017 % Ret	Fall 2017 % Ret
ARTS & SCIENCES	442	94%	76%	408	94%	78%	384	94%	80%	389	94%	79%	323	94%	80%
BUSINESS	363	89%	67%	356	88%	68%	323	89%	69%	313	87%	70%	258	90%	72%
ED. & HUMAN SVCS	226	88%	63%	244	88%	70%	271	89%	69%	269	90%	69%	271	87%	69%
ENG. TECHNOLOGY	278	91%	81%	293	91%	77%	291	90%	78%	300	87%	75%	198	89%	70%
HEALTH PROFESSIONS	279	85%	70%	217	91%	69%	191	91%	80%	182	95%	73%	141	91%	82%
KENDALL COLLEGE	189	93%	86%	192	86%	72%	159	91%	81%	131	87%	73%	301	90%	80%
PROFESSIONAL & TECH.	29	72%	62%	N/A	N/A	N/A	N/A	N/A	N/A	N/A	N/A	N/A	N/A	N/A	N/A
UNIVERSITY COLLEGE	329	75%	56%	295	80%	57%	307	79%	66%	373	75%	58%	331	89%	73%
FSU Total	2,135	88%	71%	2,005	87%	70%	1,926	89%	74%	1,957	87%	71%	1,823	89%	73%

Source: Office of Institutional Research & Testing

**Full-Time FITIAC (First Time in Any College)
1st-Year to 2nd-Year Progression Rates
(% Earning 30 FSU Credit Hours 1st Fall to 2nd Fall)**

Fall 2012	Fall 2013	Fall 2014	Fall 2015	Fall 2016	Fall 2017
<u>(Fall 2011 Cohort)</u>	<u>(Fall 2012 Cohort)</u>	<u>(Fall 2013 Cohort)</u>	<u>(Fall 2014 Cohort)</u>	<u>(Fall 2015 Cohort)</u>	<u>(Fall 2016 Cohort)</u>
28.53%	26.63%	26.78%	28.07%	24.64%	26.79%

**Average # of Credits Taken by Full-Time (12+ credits) Students By Class Level
Summer 2014 thru Fall 2017**

	Summer	Fall	Spring	Summer	Fall	Spring	Summer	Fall	Spring	Summer	Fall
	2014	2014	2015	2015	2015	2016	2016	2016	2017	2017	2017
Freshman	12.47	13.83	13.91	12.56	13.68	13.78	12.26	13.72	13.82	12.00	13.69
Sophomore	12.72	13.96	13.92	13.05	13.91	13.86	12.64	13.83	13.75	12.33	13.82
Junior	13.74	13.91	13.79	13.65	13.85	13.82	13.26	13.90	13.79	13.46	13.82
Senior	13.87	14.08	14.06	14.04	13.92	13.98	13.69	14.02	13.97	13.61	14.00
Graduate	12.00	13.32	13.79	13.26	13.09	12.9	12.00	13.45	12.97	N/A	13.67
1st Professional	14.09	16.31	16.69	13.97	16.30	16.7	13.93	16.07	16.70	13.94	16.30
Total Avg	13.81	14.11	14.14	13.85	14.01	14.09	13.56	14.03	14.07	13.59	14.02
Undergrad Avg	13.76	13.95	13.93	13.84	13.84	13.87	13.48	13.87	13.85	13.50	13.84

Source: Office of Institutional Research & Testing

STUDENT CREDIT HOURS BY COLLEGE

College	Fall 2013	Fall 2014	Fall 2015	Fall 2016	Fall 2017
Arts & Sciences	61,280	59,866	59,880	58,025	57,004
On-Campus	56,161	54,550	53,951	52,043	51,455
Off-Campus	1,664	1,732	1,627	1,560	1,560
Internet	3,455	3,584	4,302	4,422	3,989
Business	25,563.5	26,101.0	26,579.0	25,579	24,029
On-Campus	20,244.5	20,374.0	20,210.0	19,132	18,095
Off-Campus	2,298	2,157	2,190	1,959	1,707
Internet	3,021	3,570	4,179	4,488	4,227
Education & Human Services	15,284	15,074	15,128	13,921	14,084
On-Campus	7,192	6,968	7,140	7,132	7,363
Off-Campus	7,800	7,741	7,641	6,499	6,452
Internet	292	365	347	290	269
Engineering Technology	17,054	17,826	18,709	18,522	18,427
On-Campus	15,651	16,473	17,055	17,086	16,638
Off-Campus	1,017	864	1,109	876	1,043
Internet	386	489	545	560	746
Health Professions	16,038	16,309	15,646	15,243	14,438
On-Campus	9,473	9,250	8,881	8,665	8,139
Off-Campus	1,094	1,163	879	845	635
Internet	5,471	5,896	5,886	5,733	5,664
Kendall College Of Art & Design	15,121	15,169	14,069	12,833	11,368
Kendall	15,121	15,169	14,069	12,833	11,368
Michigan College Of Optometry	2,657	2,420	2,456	2,332	2,326
On-Campus	2,619	2,383	2,422	2,297	2,289
Off-Campus	0	0	0	0	0
Internet	38	37	34	35	37
Pharmacy	8,975	8,905	9,346	9,012	8,811
On-Campus	8,975	8,905	9,346	9,012	8,811
Internet	0	0	0	0	0
Professional & Technological Studies	1,240	943	955	865	875
On-Campus	827	483	478	194	153
Off-Campus	413	460	477	671	722
University College	3,971	3,841	3,919	3,721	3,680
On-Campus	3,533	3,541	3,439	3,223	3,101
Off-Campus	0	0	15	220	346
Internet	438	300	465	278	233
University Total	167,183.5	166,453.0	166,686.0	160,053	155,042
On-Campus	124,675.5	122,926.0	122,921.0	118,784	116,044
Off-Campus	14,286	14,117	13,938	12,630	12,465
Internet	13,101	14,241	15,758	15,806	15,165
Kendall	15,121	15,169	14,069	12,833	11,368

Note: SCH based on course section

Source: Office of Institutional Research & Testing

TRANSFER IN STUDENTS
STUDENTS WHO TRANSFERRED TO FERRIS STATE UNIVERSITY
FROM MICHIGAN COMMUNITY COLLEGES & PUBLIC UNIVERSITIES
Summer 2016, Fall 2016, Spring 2017

COMMUNITY COLLEGES

Alpena Community College	27
Bay Mill Community College	5
Bay De Noc Community College	10
Delta College	134
Glen Oaks Community College	2
Gogebic Community College	1
Grand Rapids Community College	330
Henry Ford Community College	14
Jackson Community College	16
Kalamazoo Valley Community College	36
Kellogg Community College	20
Kirtland Community College	16
Lake Michigan College	23
Lansing Community College	151
Macomb Community College	88
Mid-Michigan Community College	65
Monroe County Community College	4
Montcalm Community College	39
Mott Community College	73
Muskegon Community College	69
North Central Michigan College	29
Northwestern Michigan College	120
Oakland Community College	52
Schoolcraft College	37
Southwestern Michigan College	61
St. Clair County Community College	39
Washtenaw Community College	23
Wayne County Community College	34
West Shore Community College	51

UNIVERSITIES

Central Michigan University	56
Eastern Michigan University	16
Grand Valley State University	78
Lake Superior State University	10
Michigan State University	47
Michigan Technological University	11
Northern Michigan University	23
Oakland University	20
Saginaw Valley State University	31
University of Michigan - Ann Arbor	3
University of Michigan - Dearborn	12
University of Michigan - Flint	14
Wayne State University	23
Western Michigan University	35

TRANSFERS FROM COMMUNITY COLLEGES 1569

TRANSFERS FROM UNIVERSITIES 379

TOTAL TRANSFERS FROM MI COMMUNITY COLLEGES & PUBLIC UNIVERSITIES TO FERRIS	1948
TOTAL TRANSFERS FROM OTHER THAN MI COMMUNITY COLLEGES & PUBLIC UNIVERSITIES TO FERRIS	564
TOTAL TRANSFERS TO FERRIS	2512

Source: National Student Clearinghouse

TRANSFER OUT STUDENTS
STUDENTS WHO TRANSFERRED FROM FERRIS STATE UNIVERSITY
TO OTHER COLLEGES & UNIVERSITIES PARTICIPATING IN THE NSC DATA SYSTEM
Summer 2016, Fall 2016, Spring 2017

COMMUNITY COLLEGES

Alpena Community College	7
Aquinas College	13
Bay De Noc Community College	3
Calvin College	10
Delta College	33
Grand Rapids Community College	176
Henry Ford Community College	6
Hope College	6
Jackson College	33
Kalamazoo Valley Community College	21
Kellogg Community College	7
Kirtland Community College	3
Lake Michigan College	4
Lansing Community College	90
Macomb Community College	32
Mid Michigan Community College	20
Montcalm Community College	3
Mott Community College	15
Muskegon Community College	25
Northwestern Michigan College	36
Oakland Community College	18
Olivet College	7
Savannah College of Art and Design	3
Schoolcraft College	12
Southwestern Michigan College	10
St. Clair County Community College	19
Washtenaw Community College	15
Wayne County Community College	13
West Shore Community College	11

UNIVERSITIES

Alma College	7
Baker College - Flint	30
Central Michigan University	61
Chamberlain College of Nursing	8
Columbia College Chicago	6
College for Creative Studies	11
Cornerstone University Undergr	5
Davenport University	28
Eastern Michigan University	11
Grand Valley State University	81
Jacksonville University	3
Lake Superior State University	7
Michigan State University	64
Michigan Technological University	11
Northern Michigan University	10
Northwood University	6
Oakland University	20
Palm Beach Atlantic University	3
Saginaw Valley State University	12
Siena Heights University	6
Southern New Hampshire	4
Spring Arbor University	4
University of Michigan	16
University of Michigan, Flint	7
University of Toledo	3
Wayne State University	14
Western Governors University	4
Western Michigan University	44

TOTAL TRANSFERS TO INSTITUTIONS (THREE OR MORE TRANSFERS ENROLLED) - LISTED ABOVE **1137**

TOTAL TRANSFERS TO INSTITUTIONS (LESS THAN THREE TRANSFERS ENROLLED) - NOT LISTED ABOVE **128**

TOTAL TRANSFERS FROM FERRIS STATE **1265**

Source: National Student Clearinghouse

ENROLLMENT SUMMARY OF STUDENTS BY AGE FALL 2017

Full-Time Students

Age	<u>Undergraduate</u>		<u>Graduate</u>		<u>First Professional</u>		<u>Doctorate</u>	
	Men	Women	Men	Women	Men	Women	Men	Women
Under 18	91	120	0	0	0	0	0	0
18-19	1,411	1,597	0	0	0	0	0	0
20-21	1,457	1,424	0	3	36	51	0	0
22-24	934	739	8	40	161	232	0	0
25-29	283	152	13	20	104	93	0	1
30-34	62	52	6	21	10	7	4	6
35-39	32	39	2	8	4	1	8	13
40-49	21	32	0	8	0	2	12	25
50-64	8	13	0	6	1	2	7	26
65 & Over	0	2	0	0	0	0	0	1
Unknown	0	0	0	0	0	0	0	0
Total	4,299	4,170	29	106	316	388	31	72

Part-Time Students

Age	<u>Undergraduate</u>		<u>Graduate</u>		<u>First Professional</u>		<u>Doctorate</u>	
	Men	Women	Men	Women	Men	Women	Men	Women
Under 18	250	563	0	0	0	0	0	0
18-19	80	82	0	0	0	0	0	0
20-21	178	260	0	1	0	0	0	0
22-24	397	383	4	19	2	1	0	0
25-29	310	345	16	49	2	3	0	0
30-34	165	220	22	56	1	1	0	0
35-39	98	182	14	46	0	0	0	0
40-49	128	245	18	52	0	0	2	0
50-64	31	112	12	29	0	0	0	0
65 & over	3	2	0	2	0	0	0	0
Unknown	0	1	0	0	0	0	0	0
Total	1,640	2,395	86	254	5	5	2	0

Average Age

	<u>Full-Time</u>	<u>Part-Time</u>
Undergraduate Degree Seeking	21	29
Undergraduate Non-Degree Seeking	29	18
Graduate	30	37
First Professional	24	27
Doctorate	46	49
All Students	22	27

Source: Office of Institutional Research & Testing

DEGREES

DEGREES CONFERRED BY PROGRAM
ACADEMIC YEAR (SUMMER, FALL, SPRING SEMESTERS)

	2014-15				2015-16					2016-17				
ARTS & SCIENCES	CERT	AS	BA	BS	CERT	AS	BA	BS	MA	CERT	AS	BA	BS	MA
BIOLOGY														
Biology				33			1	31					28	
Biology - Environmental				6				7					8	
Biology - Forensic				7				6					10	
Biology - Pre-Dentistry				4				5					1	
Biology - Pre-Medicine				7				13					15	
Biology - Pre-Optometry				7				10					16	
Biology - Pre-Pharmacy				16				14					21	
Biology - Pre-Phys Therapy				4				8					3	
Biology - Pre-Veterinary				2				2					3	
Biotechnology				6				8					12	
Ornamental Horticulture Technology		1												
Pre-Science		57				49					41			
TOTAL	0	58	0	92	0	49	1	104	0	0	41	0	117	0
COLLEGE OF ARTS & SCIENCES														
Integrative Studies				57				62					56	
TOTAL	0	0	0	57	0	0	0	62	0	0	0	0	56	0
HUMANITIES														
Applied Speech Communication		3		8		3		17			1		10	
Communication			1				1					2		
History			7				7					3		
Public Advocacy										1				
Sports Communication												9		
TOTAL	0	3	8	8	0	3	8	17	0	1	1	14	10	0
LANGUAGES & LITERATURE														
Creative Writing	1									1				
English			4				4					6		
Journalism	1				1					2				
Journalism and Technical Communication								4					2	
Liberal Arts		16				16					12			
Technical & Professional Communication				4				4					3	
Technical Writing	1													
TOTAL	3	16	4	4	1	16	4	8	0	3	12	6	5	0
MATHEMATICS														
Actuarial Science								4					2	
Applied Mathematics				5				5					4	
Applied Mathematics Actuarial Science				9				3					3	
Applied Mathematics Computer Science				2				5					2	
Computer Science	4				1					1				
TOTAL	4	0	0	16	1	0	0	17	0	1	0	0	11	0
PHYSICAL SCIENCES														
Biochemistry			3											
Chemistry			5				8					3		
Industrial Chemistry													1	
Industrial Chemistry Technology		4				6					8			
Pre-Pharmacy											13			
TOTAL	0	4	8	0	0	6	8	0	0	0	21	3	1	0

DEGREES CONFERRED BY PROGRAM
ACADEMIC YEAR (SUMMER, FALL, SPRING SEMESTERS)

	2014-15					2015-16						2016-17				
ARTS & SCIENCES	CERT	AS	BA	BS		CERT	AS	BA	BS	MA		CERT	AS	BA	BS	MA
SOCIAL SCIENCES																
Political Science				7					3						6	
Psychology				40					28				4		30	
Social Work				47					69	19						
Sociology			2					3						3		
TOTAL	0	0	2	94		0	0	3	100	19		0	4	3	36	0
SOCIAL WORK																
Social Work													8	0	70	29
TOTAL	0	0	0	0		0	0	0	0	0		0	8	0	70	29
COLLEGE TOTAL	7	81	22	271		2	74	24	308	19		5	87	26	306	29

Source: Office of Institutional Research and Testing

DEGREES CONFERRED BY PROGRAM

ACADEMIC YEAR (SUMMER, FALL, SPRING SEMESTERS)

BUSINESS	2014-15				2015-16				2016-17			
	CERT	AS	BS	MS	CERT	AS	BS	MS	CERT	AS	BS	MS
ACCOUNTING, FINANCE, INFO SYSTEMS												
Accountancy		3	21			8	48			4	51	
Accountancy/Computer Information Systems							2				2	
Accountancy/Finance			7				3				3	
Accountancy/Prof Directed			5				1					
Accountancy/Public Accounting			19				1					
Advanced Studies in Business Intel. & Info.	1				3							
Advanced Studies in Business Intelligence	4				17				24			
Advanced Studies in Project Management	15				37				41			
Computer Information Systems		2	30			2	31			2	18	
Computer Information Technology			19				6				18	
Finance			8				10				15	
Homeland Security - Dig. Security & Forensics	1				3				2			
Information Security Intelligence			22	19			33	64			30	60
Project Management	1				3				2			
TOTAL	22	5	131	19	63	10	135	64	69	6	137	60

MANAGEMENT												
Advanced Studies in Design & Innovation	20				11				12			
Advanced Studies in Global Logistics	1											
Advanced Studies in Incident Response	11				19				21			
Advanced Studies in Mgmt Tools & Techniques	9				16				11			
Advanced Studies in Performance Metrics									1			
BUAD w/Professional Tracks			35				49				65	
Business Administration			136				118				137	
Business Administration - Aviation			2				4				2	
Business Admin Legal Studies							9				7	
Business Administration - Maritime			23				7				5	
Event Managemnet					1				2			
Fleet Management	5				1				3			
General Business		14				13				22		
Human Resource Management	17		8		17		7		17		8	
Insurance & Risk Management	1		1				3				4	
International Business	4				1				3			
Leadership and Supervision	19				35				38			
Lean Systems	2				2				1			
Legal Studies		10				13				8		
Manufacturing Operations					2							
Masters of Business Administration				24				30				28
Operations and Supply Management			8				7				7	
Real Estate	3				4				1			
Small Business Management	3				5				2			
Spa Management									1			
Supervision					2							
TOTAL	95	24	213	24	116	26	204	30	113	30	235	28

DEGREES CONFERRED BY PROGRAM

ACADEMIC YEAR (SUMMER, FALL, SPRING SEMESTERS)

BUSINESS	2014-15				2015-16				2016-17			
	CERT	AS	BS	MS	CERT	AS	BS	MS	CERT	AS	BS	MS
MARKETING												
Advertising			1									
Advertising/Integrated Marketing Communication			12				15		1		15	
Business Data Analytics							3				2	
Business to Business Marketing	2				4				4			
Data Mining	5								5			
Digital Marketing					2				2			
Direct Marketing	1				5				10			
E-Commerce Marketing	2				3							
Graphic Communication		9				4				8		
Graphic Design		31	10			23	12			31	12	
Graphic Media Management			13				7				12	
Healthcare Marketing											2	
Integrated Marketing Techniques									1			
Leadership & Supervision	1											
Marketing	1	4	37			12	58		1	23	50	
Marketing/Sales	3				1				6			
Public Relations	1		8		1		12				15	
Retailing	1				2							
TOTAL	17	44	81	0	18	39	107	0	30	62	108	0
SPORT, ENTERTAINMENT, & HOSPITALITY												
Catering Management									1			
Club Management	1				1				2			
Culinary Management	8				4				2			
Dietary and Food Service Management		4			1	2				3		
Hospitality Management											5	
Hotel Management	1		11				15				10	
Hotel, Restaurant, & Food Industry Management							11				12	
Marketing/Professional Tennis Management			1									
Music Industry Management			40				31				33	
PGA Golf Management			28				34				43	
Professional Tennis Management			17				6				15	
Resort Management			16				12				20	
Restaurant & Food Industry Management	4	9			2	17			5	12		
Special Event & Meeting Planning	3				2				2			
TOTAL	17	13	113	0	10	19	109	0	12	15	138	0
COLLEGE TOTAL	151	86	538	43	207	94	555	94	224	113	618	88

Source: Office of Institutional Research and Testing

DEGREES CONFERRED BY PROGRAM

ACADEMIC YEAR (SUMMER, FALL, SPRING SEMESTERS)

EDUCATION & HUMAN SERVICES	2014-15				2015-16				2016-17			
	CERT	AS	BS	MS	CERT	AS	BS	MS	CERT	AS	BS	MS
CRIMINAL JUSTICE												
Criminal Justice - Corrections			16				21				20	
Criminal Justice - Generalist			299				314				302	
Criminal Justice - Law Enforcement			43				45				41	
Criminal Justice Administration				19				17				33
Pre-Criminal Justice		71				70				108		
TOTAL	0	71	358	19	0	70	380	17	0	108	363	33

RECREATION, LEISURE SVCS, & WELLNESS												
Recreation Leadership & Management			4				3					
TOTAL	0	0	4	0	0	0	3	0	0	0	0	0

SCHOOL OF EDUCATION												
Biology Education			4				2				1	
Career & Technical Education - Admin								1				1
Career & Technical Education - Instructor				7				4				5
Career & Technical Education - Post Sec Admin				2				2				1
Career & Technical Education - Train Dev				4				2				1
Chemistry Education							1					
Curriculum & Instruction				6				3				
Curriculum & Instruction - Special Needs Ed				13				11				7
Curriculum & Instruction - Subject Area				8				12				7
Early Childhood Education		14	27			13	26			16	28	
Early Childhood Lead Teacher											2	
Educational Leadership				6				1				8
Elementary Education			38				50				44	
English Education			4				4				4	
History Education			4				2					
Mathematics Education			3				4				4	
Pre-Teaching Elementary		3				1				1		
Pre-Teaching Secondary		1				4				4		
Pro-Mo-Ted Technical Education			6				3				2	
Social Studies & Elementary Education							3				1	
Social Studies Education			14				9				6	
Technical Education			1				1					
Total Quality Management in Education	1											
TOTAL	1	18	101	46	0	18	105	36	0	21	92	30

TELEVISION AND DIGITAL MEDIA PRODUCTION												
Digital Animation/Game Design			20				18				14	
Digital Media Software Engineering			4				1				3	
Pre-Digital Media						1				5		
Television & Digital Media Production			21				17				13	
TOTAL	0	0	45	0	0	1	36	0	0	5	30	0

COLLEGE TOTAL	1	89	508	65	0	89	524	53	0	134	485	63
----------------------	----------	-----------	------------	-----------	----------	-----------	------------	-----------	----------	------------	------------	-----------

Source: Office of Institutional Research and Testing

DEGREES CONFERRED BY PROGRAM

ACADEMIC YEAR (SUMMER, FALL, SPRING SEMESTERS)

ENGINEERING TECHNOLOGY	2014-15				2015-16				2016-17			
	CERT	AS	BS	MS	CERT	AS	BS	MS	CERT	AS	BS	MS
ARCHITECTURAL TECH & FACILITIES MGMT												
Architectural Technology		17				19				21		
Architecture & Sustainability			14				17				3	
Facility Management	7		16		7		13		4		16	
TOTAL	7	17	30	0	7	19	30	0	4	21	19	0

AUTOMOTIVE												
Automotive & Heavy Equipment Management							1					
Automotive Engineering Technology			43				44				50	
Automotive Management			19				15				24	
Automotive Management (2+2)			1				1					
Automotive Service Technology		13				14				2		
Performance Machining	12				3				5			
Performance Motorsports	42				43				41			
TOTAL	54	13	63	0	46	14	61	0	46	2	74	0

CONSTRUCTION TECHNOLOGY & MGMT												
Advanced Construction Management	1											
Building Construction Technology		33				29				52		
Civil Engineering Technology		12				8				12		
Construction Administration	1											
Construction Mgt/Commercial-Industrial			2				3					
Construction Management			36				44				51	
TOTAL	2	45	38	0	0	37	47	0	0	64	51	0

ELECTRONICS/CNS												
Computer Networking	1											
Computer Networks & Systems			6				8				9	
Electrical/Electronics Engineering Technology			18				21				16	
Industrial Electronics Technology		7				12				15		
TOTAL	1	7	24	0	0	12	29	0	0	15	25	0

ENERGY SYSTEMS ENGINEERING												
Energy Systems Engineering			3				4				4	
TOTAL	0	0	3	0	0	0	4	0	0	0	4	0

HEAVY EQUIPMENT												
Electrical Power Generation	3				4				6			
Heavy Equipment Service Engineering Tech			23				13				17	
Heavy Equipment Technology		25				29				28		
TOTAL	3	25	23	0	4	29	13	0	6	28	17	0

HVACR												
HVACR Eng Tech and Energy Mgmt			37				28				30	
HVACR Engineering Technology			7				9				1	
HVACR Technology		25				24				29		
TOTAL	0	25	44	0	0	24	37	0	0	29	31	0

DEGREES CONFERRED BY PROGRAM

ACADEMIC YEAR (SUMMER, FALL, SPRING SEMESTERS)

ENGINEERING TECHNOLOGY	2014-15				2015-16				2016-17			
	CERT	AS	BS	MS	CERT	AS	BS	MS	CERT	AS	BS	MS
MANUFACTURING ENGINEERING TECH												
Basic CNC Prog & Machine Operations	28				32				46			
Industrial Practices	5				5				8			
Industrial Technology and Management			7				26				26	
Manufacturing Engineering Technology			23				32				23	
Manufacturing Technology		8				13				28		
Manufacturing Tooling Technology		1										
Product Design	10				8				7			
Quality Engineering Technology			4				1					
Quality Leadership									1			
Quality Technology	67				72				71			
TOTAL	110	9	34	0	117	13	59	0	133	28	49	0
MECHANICAL DESIGN												
CAD Drafting & Tool Design Technology		12				9				23		
Mechanical Engineering Technology		22	32			45	32			52	33	
Product Design Engineering Technology			25				16				21	
TOTAL	0	34	57	0	0	54	48	0	0	75	54	0
PLASTICS & RUBBER												
Plastics Engineering Technology			20				31				49	
Plastics Technology										1		
Plastics/Polymer Engineering Technology		33				67				56		
Rubber Engineering Technology			7				3				3	
TOTAL	0	33	27	0	0	67	34	0	0	57	52	0
PRINTING & IMAGING TECHNOLOGY MGMT												
Printing & Digital Graphic Imaging Technology						1						
Printing Management			1									
TOTAL	0	0	1	0	0	1	0	0	0	0	0	0
SURVEYING												
Geographic Information Systems	5				3							
Positioning for Hydrographic Surveying					2				2			
Surveying Engineering			9				12				13	
Surveying Technology		8				7				19		
TOTAL	5	8	9	0	5	7	12	0	2	19	13	0
WELDING ENGINEERING TECHNOLOGY												
Welding Engineering Technology			52				33				37	
Welding Technology		42				41				44		
TOTAL	0	42	52	0	0	41	33	0	0	44	37	0
COLLEGE TOTAL	182	258	405	0	179	318	407	0	191	382	426	0

Source: Office of Institutional Research and Testing

DEGREES CONFERRED BY PROGRAM

ACADEMIC YEAR (SUMMER, FALL, SPRING SEMESTERS)

HEALTH PROFESSIONS	2014-15					2015-16					2016-17				
	CERT	AAS	BS	BSN	MS	CERT	AAS	BS	BSN	MS	CERT	AAS	BS	BSN	MS
CLINICAL LAB, RESP CARE & HEALTH ADM.															
Gerontology	29					53					48				
Health Care Systems Administration			97					85					79		
Health Information Management			27					17					27		
Health Information Technology		45					42					30			
Lean Healthcare											1				
Long Term Care											18				
Medical Laboratory Science			15					20					22		
Medical Laboratory Technology		1					1					3			
Medical Technology															
Molecular Diagnostics			16					13					4		
Public Health													1		
Respiratory Care		32					24					16			
TOTAL	29	78	155		0	53	67	135		0	67	49	133	0	0
DENTAL HYGIENE & MEDICAL IMAGING															
Allied Health Science		5	40				2	55				18	55		
Dental Hygiene		41	13				39	16				37	12		
Diagnostic Medical Sonography		21					19					19			
Nuclear Medicine Technology			32					37					36		
Radiography		36					39					42			
TOTAL	0	103	85		0	0	99	108		0	0	116	103	0	0
SCHOOL OF NURSING															
Master of Science in Nursing					18					27					25
Nursing			147					184						156	
Nursing Education											2				
Nursing Accelerated Track			23					20					1		
Nursing- B.S.N.				58					66					54	
TOTAL	0	0	170	58	18	0	0	204	66	27	2	0	1	210	25
COLLEGE TOTAL	29	181	410		18	53	166	447		27	69	165	237	210	25

Source: Office of Institutional Research and Testing

DEGREES CONFERRED BY PROGRAM
ACADEMIC YEAR (SUMMER, FALL, SPRING SEMESTERS)

KENDALL	2014-15				2015-16				2016-17			
	CERT	BS	BFA	MFA	CERT	BS	BFA	MFA	CERT	BS	BFA	MFA
DESIGN STUDIES												
Colaborative Design			1				6				8	
Digital Media			21				28				24	
Visual and Critical Studies												1
Master of Architecture												8
Furniture Design			2				4				6	
Graphic Design			41				66				42	
Illustration			36				43				35	
Industrial Design			13				24				14	
Interior Design			18				26				20	
Masters of Arts in Design								15				
Medical Illustration			4				9				16	
Metals/Jewelry Design			3				5				3	
TOTAL	0	0	139	0	0	0	211	15	0	0	168	9

FINE ARTS/FOUNDATION												
Art Education			6				5				8	
Drawing			3				7				10	
Drawing with Printmaking Focus							1					
Fashion Studies			2				8				13	
Fine Arts Drawing								2				3
Fine Arts Painting				12				7				3
Fine Arts Photography				2								
Fine Arts Printmaking				2				3				2
Painting			8				3				3	
Photography			12				11				25	
Printmaking			3				5				6	
Sculpture/Functional Art			9				4				3	
TOTAL	0	0	43	16	0	0	44	12	0	0	68	8

LIBERAL ARTS/SCIENCE/ART HISTORY												
Art History		2					1					
Art History Academic Option							2			2		
Art History Studio Option		2					3			4		
Master of Art Education				2				1				1
TOTAL	0	4	0	2	0	0	6	1	0	6	0	1

COLLEGE TOTAL	0	4	182	18	0	0	261	28	0	6	236	18
----------------------	----------	----------	------------	-----------	----------	----------	------------	-----------	----------	----------	------------	-----------

Source: Office of Institutional Research and Testing

DEGREES CONFERRED BY PROGRAM

ACADEMIC YEAR (SUMMER, FALL, SPRING SEMESTERS)

MICHIGAN COLLEGE OF OPTOMETRY	2014-15				2015-16				2016-17			
	CERT	AS	BS	OD	CERT	AS	BS	OD	CERT	AS	BS	OD
Optometry				37				35				35
Vision Science			6				8				7	
COLLEGE TOTAL	0	0	6	37	0	0	8	35	0	0	7	35

PHARMACY	2014-15				2015-16				2016-17			
	CERT	AS	BS	Pharm D	CERT	AS	BS	Pharm D	CERT	AS	BS	Pharm D
Pharmacy				126				147				147
COLLEGE TOTAL	0	0	0	126	0	0	0	147	0	0	0	147

PROFESSIONAL & TECHNOLOGICAL STUDIES	2014-15				2015-16				2016-17			
	CERT	AS	BS	EDD	CERT	AS	BS	EDD	CERT	AS	BS	EDD
Community College Leadership				24				16				16
Digital Animation & Game Design												
TOTAL	0	0	0	24	0	0	0	16	0	0	0	16
COLLEGE TOTAL	0	0	0	24	0	0	0	16	0	0	0	16

Source: Office of Institutional Research and Testing

DEGREES CONFERRED AT FERRIS STATE UNIVERSITY

ACADEMIC YEAR (SUMMER, FALL, SPRING SEMESTERS)

	<u>CERTIFICATE</u>	<u>ASSOCIATE</u>	<u>BACHELOR</u>	<u>MASTER</u>	<u>PROFESSIONAL PRACTICE</u>	<u>Doctorate</u>	<u>TOTAL</u>
1997 - 1998	82	823	1,281	97	40		2,323
1998 - 1999	96	839	1,140	83	41		2,199
1999 - 2000	130	821	1,186	81	44		2,262
2000 - 2001	100	722	1,217	116	52		2,207
2001 - 2002	157	764	1,325	152	45		2,443
2002 - 2003	247	808	1,312	168	58		2,593
2003 - 2004	217	830	1,410	148	121		2,726
2004 - 2005	245	843	1,403	158	149		2,798
2005 - 2006	259	905	1,615	134	147		3,060
2006 - 2007	327	873	1,639	169	154		3,162
2007 - 2008	264	861	1,839	137	158		3,259
2008 - 2009	292	794	1,952	197	176		3,411
2009 - 2010	283	787	2,004	156	177		3,407
2010 - 2011	247	718	2,199	165	178		3,507
2011 - 2012	298	819	2,310	149	185		3,761
2012 - 2013	249	790	2,359	127	150	5	3,680
2013 - 2014	288	683	2,412	164	178	8	3,733
2014 - 2015	370	695	2404	144	163	24	3800
2015 - 2016	441	741	2,600	221	182	11	4,196
2016-2017	489	881	2,557	223	182	16	4,348

Source: Office of Institutional Research and Testing

FERRIS STATE UNIVERSITY

APPROVED PROGRAM MAJORS

* exception for programs with concentration that were built as an individual degree

COLLEGE OF ARTS AND SCIENCES

Department	Program	Degree
Arts & Sciences Dean's Office	Integrative Studies	AA
Arts & Sciences Dean's Office	Integrative Studies	BS
Biological Sciences	Biology	BS
Biological Sciences	*Biology/Environmental Biology	BS
Biological Sciences	*Biology/Forensic Biology	BS
Biological Sciences	*Biology/Pre-Dentistry	BS
Biological Sciences	*Biology/Pre-Medicine	BS
Biological Sciences	*Biology/Pre-Optometry	BS
Biological Sciences	*Biology/Pre-Pharmacy	BS
Biological Sciences	*Biology/Pre-Physical Therapy	BS
Biological Sciences	*Biology/Pre-Veterinary Medicine	BS
Biological Sciences	Biotechnology	BS
Biological Sciences	Pre-Science	AS
Biological Sciences/Physical Sciences	Natural Science	AS
English, Literature, and World Languages	English	BA
English, Literature, and World Languages	Journalism & Technical Communication	BS
English, Literature, and World Languages	Liberal Arts	AA
English, Literature, and World Languages	Pre-Technical Communication	AA
English, Literature, and World Languages	Spanish for the Professions	BS
English, Literature, and World Languages	Technical & Professional Communication	BS
Humanities	Applied Speech Communication	AA
Humanities	Applied Speech Communication	BS
Humanities	History	BA
Humanities	Sports Communication	BS
Mathematics	Actuarial Science	BS
Mathematics	Applied Mathematics	BS
Mathematics	Applied Mathematics/Computer Science	BS
Mathematics	Pre-Engineering	AS
Physical Sciences	Biochemistry	BA
Physical Sciences	Biochemistry	BS
Physical Sciences	Chemistry	BA
Physical Sciences	Chemistry/Pre-Pharmacy	BA
Physical Sciences	Industrial Chemistry	BS
Physical Sciences	Industrial Chemistry Technology	AAS
Physical Sciences	Pre-Pharmacy	AS
Social and Behavioral Sciences	Political Sciences	BS
Social and Behavioral Sciences	Psychology	AA
Social and Behavioral Sciences	Psychology	BS
Social and Behavioral Sciences	Sociology	BA
Social Work	Social Work	AA
Social Work	Social Work	BSW
Social Work	Social Work	MSW

FERRIS STATE UNIVERSITY

APPROVED PROGRAM MAJORS

* exception for programs with concentration that were built as an individual degree

COLLEGE OF BUSINESS

Department	Program	Degree
Accountancy, Finance, & Information Systems	Accountancy	AAS
Accountancy, Finance, & Information Systems	Accountancy	BS
Accountancy, Finance, & Information Systems	Accountancy/Computer Information Systems	BS
Accountancy, Finance, & Information Systems	*Accountancy/Finance	BS
Accountancy, Finance, & Information Systems	Computer Information Systems	AAS
Accountancy, Finance, & Information Systems	Computer Information Systems	BS
Accountancy, Finance, & Information Systems	Computer Information Technology	BS
Accountancy, Finance, & Information Systems	Finance	BS
Accountancy, Finance, & Information Systems	Information Security & Intelligence	AAS
Accountancy, Finance, & Information Systems	Information Security & Intelligence	BS
Accountancy, Finance, & Information Systems	Information Security & Intelligence	MS
Management	Business Administration	BS
Management	Business Administration	MBA
Management	Business Administration with AAS in Legal Studies	BS
Management	*Business Administration with Professional Tracks	BS
Management	Business Administration w/PharmD	MBA
Management	General Business	AAS
Management	Human Resource Management	BS
Management	Legal Studies	AAS
Management	Operations and Supply Management	BS
Management	Risk Management and Insurance	BS
Marketing	Advertising/Integrated Marketing Communication	BS
Marketing	Business Data Analytics	BS
Marketing	Graphic Communications	AAS
Marketing	Graphic Design	BS
Marketing	Graphic Media Management	BS
Marketing	Healthcare Marketing	BS
Marketing	Marketing	AAS
Marketing	Marketing	BS
Marketing	Public Relations	BS
Sport Entertainment and Hospitality Mgmt	Nutrition and Food Service Management	AAS
Sport Entertainment and Hospitality Mgmt	Hospitality Management	BS
Sport Entertainment and Hospitality Mgmt	Music Industry Management	BS
Sport Entertainment and Hospitality Mgmt	PGA Golf Management	BS
Sport Entertainment and Hospitality Mgmt	Professional Brew Management	BS
Sport Entertainment and Hospitality Mgmt	Professional Tennis Management	BS
Sport Entertainment and Hospitality Mgmt	Restaurant & Food Industry Management	AAS

FERRIS STATE UNIVERSITY

APPROVED PROGRAM MAJORS

* exception for programs with concentration that were built as an individual degree

COLLEGE OF EDUCATION AND HUMAN SERVICES

School	Program	Degree
Criminal Justice	Criminal Justice Administration	MS
Criminal Justice	*Criminal Justice/Corrections Option	BS
Criminal Justice	*Criminal Justice/Generalist Option	BS
Criminal Justice	*Criminal Justice/Law Enforcement Option	BS
Criminal Justice	Criminal Justice	AA
Digital Media	Digital Animation and Game Design	BAS
Digital Media	Digital Media Software Engineering	BS
Digital Media	Digital Media	AS
Digital Media	Television and Digital Media Production	BS
Education	Biology Education	BS
Education	Business Education - Marketing	BS
Education	Business Mgmt Marketing & Tech Education	BS
Education	*Career & Technical Education/Instructor	MTE
Education	*Career & Technical Education/Postsecondary Administration	MTE
Education	*Career & Technical Education/Training and Development	MTE
Education	Chemistry Education	BS
Education	Curriculum & Instruction - Administrative	M.Ed.
Education	*Curriculum & Instruction - Reading Specialist Option	M.Ed.
Education	*Curriculum & Instruction - Special Education	M.Ed.
Education	*Curriculum & Instruction - Subject Area	M.Ed.
Education	Early Childhood Education	AAS
Education	Early Childhood Education	BS
Education	Educational Leadership	MS
Education	Elementary Education	BS
Education	English Education	BS
Education	Geography Education	BS
Education	History Education	BS
Education	Mathematics Education	BS
Education	Political Sciences Education	BS
Education	Pre-Teaching Elementary	AA
Education	Pre-Teaching Secondary	AA
Education	Social Studies Elementary Education	BS
Education	Social Studies Secondary Education	BS
Education	Technical Education	BS
Education	Technical Education - Prof. Modularized Teaching Education	BS
Leisure Studies and Wellness	Recreation Leadership & Management	BS

FERRIS STATE UNIVERSITY

APPROVED PROGRAM MAJORS

* exception for programs with concentration that were built as an individual degree

COLLEGE OF ENGINEERING TECHNOLOGY

School	Program	Degree
Automotive and Heavy Equipment	Automotive Engineering Technology	BS
Automotive and Heavy Equipment	Automotive Management	BS
Automotive and Heavy Equipment	Automotive Service Technology	AAS
Automotive and Heavy Equipment	Heavy Equipment Service Engineering Technology	BS
Automotive and Heavy Equipment	Heavy Equipment Technology	AAS
Built Environment	Architectural Technology	AAS
Built Environment	Architecture & Sustainability	BS
Built Environment	Building Construction Technology	AAS
Built Environment	Civil Engineering Technology	AAS
Built Environment	Construction Management	BS
Built Environment	Facility Management	BS
Built Environment	HVACR Engineering Technology and Energy Management	BS
Built Environment	HVACR Technology	AAS
Design and Manufacturing	CAD Drafting & Tool Design Technology	AAS
Design and Manufacturing	Industrial Technology and Management	BAS
Design and Manufacturing	Manufacturing Engineering Technology	BS
Design and Manufacturing	Manufacturing Technology	AAS
Design and Manufacturing	Plastics & Polymer Engineering Technology	AAS
Design and Manufacturing	Plastics Engineering Technology	BS
Design and Manufacturing	Rubber Engineering Technology	BS
Design and Manufacturing	Welding Engineering Technology	BS
Design and Manufacturing	Welding Technology	AAS
Engineering and Computing Technology	Computer Networks & Systems	BS
Engineering and Computing Technology	Electrical/Electronics Engineering Technology	BS
Engineering and Computing Technology	Industrial Electronics Technology	AAS
Engineering and Computing Technology	Mechanical Engineering Technology	BS
Engineering and Computing Technology	Mechanical Engineering Technology	AAS
Engineering and Computing Technology	Product Design Engineering Technology	BS
Engineering and Computing Technology	Surveying Engineering	BS
Engineering and Computing Technology	Surveying Technology	AAS

FERRIS STATE UNIVERSITY

APPROVED PROGRAM MAJORS

* exception for programs with concentration that were built as an individual degree

COLLEGE OF HEALTH PROFESSIONS

Department/School	Program	Degree
Clinical Laboratory, Respiratory, Health Admin	Health Care Systems Administration	BS
Clinical Laboratory, Respiratory, Health Admin	Health Information Management	BS
Clinical Laboratory, Respiratory, Health Admin	Health Information Technology	AAS
Clinical Laboratory, Respiratory, Health Admin	Healthcare Administration	MHA
Clinical Laboratory, Respiratory, Health Admin	Medical Laboratory Technology	AAS
Clinical Laboratory, Respiratory, Health Admin	Medical Laboratory Science	BS
Clinical Laboratory, Respiratory, Health Admin	Molecular Diagnostics	BS
Clinical Laboratory, Respiratory, Health Admin	Public Health	BS
Clinical Laboratory, Respiratory, Health Admin	Public Health	MPH
Clinical Laboratory, Respiratory, Health Admin	Respiratory Care	AA
Clinical Laboratory, Respiratory, Health Admin	Respiratory Therapy	BS
Dental Hygiene & Medical Imaging	Allied Health Science	BS
Dental Hygiene & Medical Imaging	Allied Health Science	AAS
Dental Hygiene & Medical Imaging	Dental Hygiene	BS
Dental Hygiene & Medical Imaging	Dental Hygiene	AAS
Dental Hygiene & Medical Imaging	Diagnostic Medical Sonography	AAS
Dental Hygiene & Medical Imaging	Nuclear Medicine Technology	BS
Dental Hygiene & Medical Imaging	Radiography	AAS
Nursing	Nursing	BSN
Nursing	Nursing (accelerated track)	BSN
Nursing	Nursing RN to BSN	BSN
Nursing	Nursing	MSN
Nursing	Nursing	DNP

COLLEGE OF PHARMACY

Program	Degree
Doctor of Pharmacy	Pharm.D.

COLLEGE OF PROFESSIONAL AND TECHNOLOGICAL STUDIES

Program	Degree
Community College Leadership	EDD

MICHIGAN COLLEGE OF OPTOMETRY

Program	Degree
Doctor of Optometry	OD

FERRIS STATE UNIVERSITY

APPROVED PROGRAM MAJORS

* exception for programs with concentration that were built as an individual degree

KENDALL COLLEGE OF ART AND DESIGN

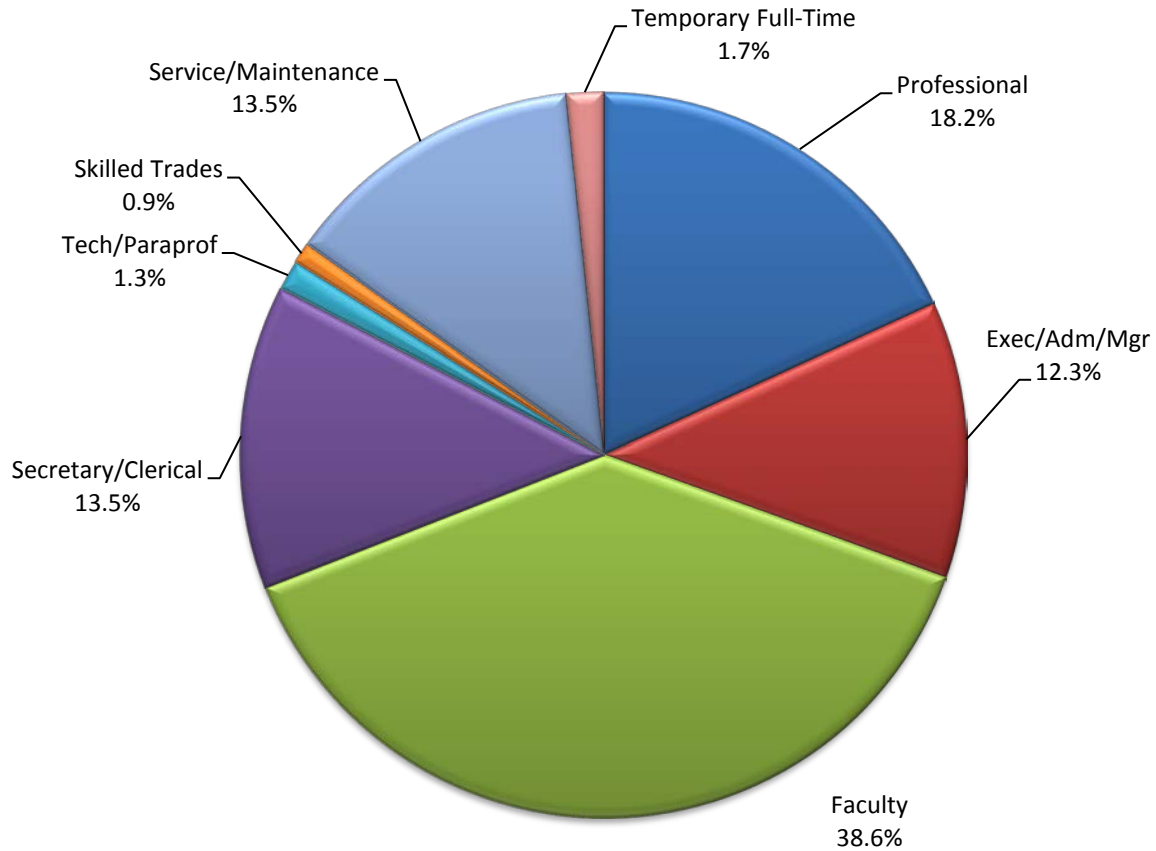
Program	Degree
Art Education	BFA
Collaborative Design	BFA
Digital Media	BFA
Drawing	BFA
Fashion Studies	BFA
Furniture Design	BFA
Graphic Design	BFA
Illustration	BFA
Industrial Design	BFA
Interior Design	BFA
Medical Illustration	BFA
Metals and Jewelry Design	BFA
Painting	BFA
Photography	BFA
Printmaking	BFA
Sculpture and Functional Art	BFA
Art History	BS
Design	MA
Visual and Critical Studies	MA
Architecture	MArch
Art Education	MAE
*Fine Arts/Drawing	MFA
*Fine Arts/Painting	MFA
*Fine Arts/Photography	MFA
*Fine Arts/Printmaking	MFA

Source: Academic Affairs

FACULTY & STAFF

UNIVERSITY STAFF BY JOB CATEGORY AND GENDER FALL 2017

FULL-TIME

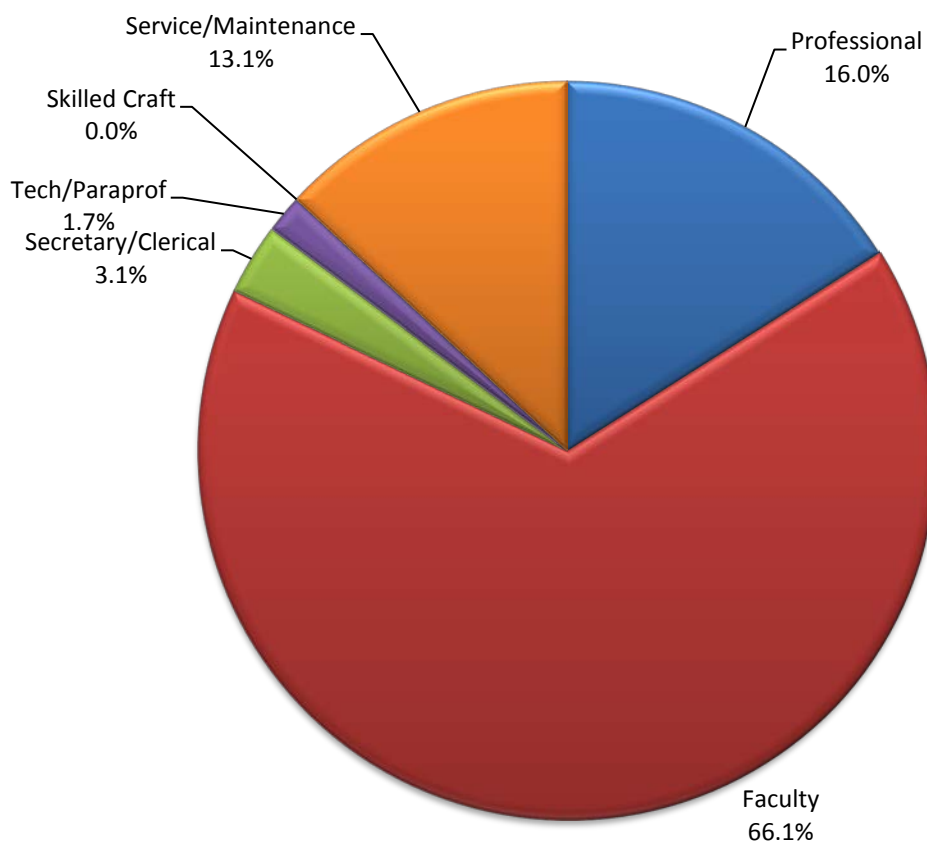


<u>JOB CATEGORY</u>	<u>MALE NUMBER</u>	<u>PERCENT</u>	<u>FEMALE NUMBER</u>	<u>PERCENT</u>	<u>TOTAL NUMBER</u>	<u>PERCENT</u>
Professional	124	45.3%	150	54.7%	274	18.2%
Exec/Adm/Mgr	92	49.5%	94	50.5%	186	12.3%
Faculty	322	55.3%	260	44.7%	582	38.6%
Secretary/Clerical	9	4.4%	195	95.6%	204	13.5%
Tech/Paraprof	11	55.0%	9	45.0%	20	1.3%
Skilled Trades	14	100.0%	0	0.0%	14	0.9%
Service/Maintenance	119	58.3%	85	41.7%	204	13.5%
Temporary Full-Time	10	40.0%	15	60.0%	25	1.7%
TOTAL	701	46.5%	808	53.5%	1509	100.0%

Source: Office of Human Resource Development

UNIVERSITY STAFF BY JOB CATEGORY AND GENDER FALL 2017

PART-TIME

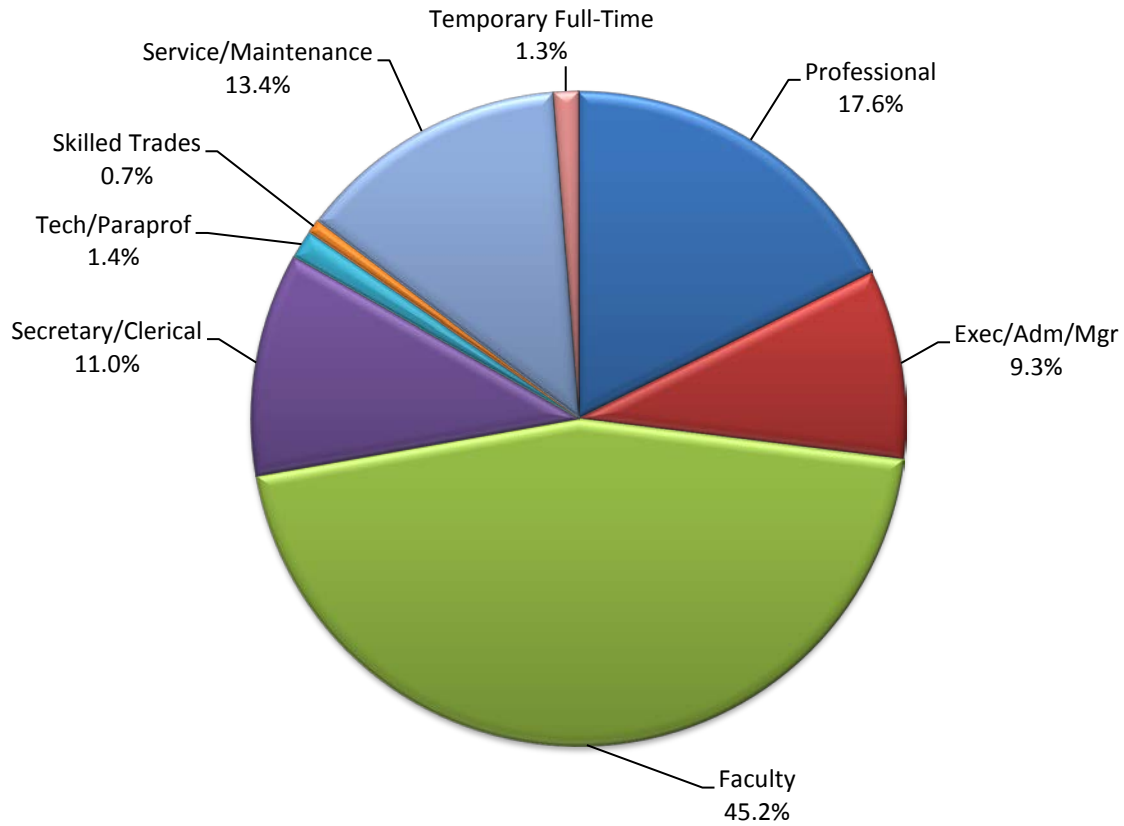


<u>JOB CATEGORY</u>	<u>MALE NUMBER</u>	<u>PERCENT</u>	<u>FEMALE NUMBER</u>	<u>PERCENT</u>	<u>TOTAL NUMBER</u>	<u>PERCENT</u>
Professional	25	32.5%	52	67.5%	77	16.0%
Faculty	156	49.1%	162	50.9%	318	66.1%
Secretary/Clerical	2	13.3%	13	86.7%	15	3.1%
Tech/Paraprof	3	37.5%	5	62.5%	8	1.7%
Skilled Craft	0	0.0%	0	0.0%	0	0.0%
Service/Maintenance	29	46.0%	34	54.0%	63	13.1%
TOTAL	215	44.7%	266	55.3%	481	100.0%

Source: Office of Human Resource Development

UNIVERSITY STAFF BY JOB CATEGORY AND GENDER FALL 2017

TOTAL



<u>JOB CATEGORY</u>	<u>MALE NUMBER</u>	<u>PERCENT</u>	<u>FEMALE NUMBER</u>	<u>PERCENT</u>	<u>TOTAL NUMBER</u>	<u>PERCENT</u>
Professional	149	42.5%	202	57.5%	351	17.6%
Exec/Adm/Mgr	92	49.5%	94	50.5%	186	9.3%
Faculty	478	53.1%	422	46.9%	900	45.2%
Secretary/Clerical	11	5.0%	208	95.0%	219	11.0%
Tech/Paraprof	14	50.0%	14	50.0%	28	1.4%
Skilled Trades	14	100.0%	0	0.0%	14	0.7%
Service/Maintenance	148	55.4%	119	44.6%	267	13.4%
Temporary Full-Time	10	40.0%	15	60.0%	25	1.3%
TOTAL	916	46.0%	1074	54.0%	1990	100.0%

Source: Office of Human Resource Development

FALL FACULTY AND STAFF BY RACE/ETHNICITY AND GENDER

FULL-TIME & PART-TIME EMPLOYEES - 11/1/2017

	<u>FEMALE</u>	<u>MALE</u>	<u>TOTAL</u>
AMERICAN INDIAN OR ALASKAN NATIVE	4	5	9
ASIAN	14	20	34
BLACK OR AFRICAN AMERICAN	35	27	62
HISPANIC OR LATINO	17	8	25
INTERNATIONAL	5	12	17
NATIVE HAWAIIAN OR PACIFIC ISLANDER	1	1	2
TWO OR MORE RACES	4	10	14
WHITE	981	823	1,804
UNREPORTED	13	10	23
TOTAL	1,074	916	1,990

The following definitions are used in determining racial/ethnic designations:

American Indian or Alaskan Native:

A person having origins in any of the original peoples of North and South America (including Central America), and who maintains cultural identification through tribal affiliation or community attachment.

Asian:

A person having origins in any of the original peoples of the Far East, Southeast Asia, or the Indian Subcontinent including, for example, Cambodia, China, India, Japan, Korea, Malaysia, Pakistan, the Philippine Islands, Thailand, and Vietnam.

Black or African American:

A person having origins in any of the black racial groups of Africa.

Hispanic or Latino:

A person of Cuban, Mexican, Puerto Rican, Central or South American, or other Spanish culture or origin, regardless of race.

International:

A person who is not a citizen of the United States, and who is in this country on a temporary basis and does not have a right to remain indefinitely. (Prior to 2015, International Counts were reflected in the actual race/ethnicity, to keep consistent with State/Federal reporting the counts are now reflected in "International").

Native Hawaiian or Pacific Islander:

A person having origins in any of the original peoples of Hawaii, Guam, Samoa, or other Pacific Island.

White:

A person having origins in any of the original peoples of Europe, the Middle East, or North Africa.

Source: Office of Human Resource Development

FALL STUDENT EMPLOYEE BY RACE/ETHNICITY AND GENDER**PART-TIME STUDENT EMPLOYEES - 11/1/2017**

	<u>FEMALE</u>	<u>MALE</u>	<u>TOTAL</u>
AMERICAN INDIAN OR ALASKAN NATIVE	2	3	5
ASIAN	17	26	43
BLACK OR AFRICAN AMERICAN	114	76	190
HISPANIC OR LATINO	48	28	76
INTERNATIONAL	10	9	19
NATIVE HAWAIIAN OR PACIFIC ISLANDER	2	0	2
TWO OR MORE RACES	53	25	78
WHITE	755	605	1,360
UNREPORTED	19	16	35
TOTAL	1,020	788	1,808

The following definitions are used in determining racial/ethnic designations:

American Indian or Alaskan Native:

A person having origins in any of the original peoples of North and South America (including Central America), and who maintains cultural identification through tribal affiliation or community attachment.

Asian:

A person having origins in any of the original peoples of the Far East, Southeast Asia, or the Indian Subcontinent including, for example, Cambodia, China, India, Japan, Korea, Malaysia, Pakistan, the Philippine Islands, Thailand, and Vietnam.

Black or African American:

A person having origins in any of the black racial groups of Africa.

Hispanic or Latino:

A person of Cuban, Mexican, Puerto Rican, Central or South American, or other Spanish culture or origin, regardless of race.

International:

A person who is not a citizen of the United States, and who is in this country on a temporary basis and does not have a right to remain indefinitely. (Prior to 2015, International Counts were reflected in the actual race/ethnicity, to keep consistent with State/Federal reporting the counts are now reflected in "International").

Native Hawaiian or Pacific Islander:

A person having origins in any of the original peoples of Hawaii, Guam, Samoa, or other Pacific Island.

White:

A person having origins in any of the original peoples of Europe, the Middle East, or North Africa.

Source: Office of Human Resource Development

DISTINGUISHED TEACHER AWARD

The Ferris State University Academic Senate oversees the selection of the Distinguished Teacher Awards. Teachers receiving this award have been nominated by their peers based on the following criteria: teaching excellence; participation in professional development activities; interest in students outside the classroom/laboratory; and exhibiting distinction as a member of the university community.

YEAR	RECIPIENT	COLLEGE	YEAR	RECIPIENT	COLLEGE
1971	Kenneth O. McManis	Arts & Sciences	1994	Edward Stuart	Technology
1972	George N. Holcomb	Pharmacy	1995	Maude Bigford	Arts & Sciences
1973	Richard Hunter	Allied Health	1995	Judy Schottle	Allied Health Sciences
1974	Roger F. Kennedy	Technology	1996	Michael Keating	Optometry
1975	Everett J. Nienhouse	Arts & Sciences	1996	Caroline Stern	Arts & Sciences
1976	Barbara Sengelaub	Allied Health	1997	J. Randall Vance	Optometry
1977	Max T. Yeley	Technology	1998	Walt Hoeksema	Arts & Sciences
1978	Richard L. Shaw	Technology	1998	Mitchell LeClaire	Technology
1979	Joseph J. Mitala	Pharmacy	1999	Maryanne Heidemann	Arts & Sciences
1980	Sidney P. Sytsma	Business	1999	James (Ted) Walker	Arts & Sciences
1981	Richard A. Santer	Arts & Sciences	2000	Daniel E. Noren	Arts & Sciences
1982	Michael D. Ells	Allied Health	2000	Richard J. Pisacreta	Arts & Sciences
1982	Neill H. Nutter	Arts & Sciences	2001	Abdollah Ferdowsi	Business
1983	Herbert L. Carson	Arts & Sciences	2001	J. Randall Groves	Arts & Sciences
1984	Robert E. Friar	Arts & Sciences	2002	Sheila Squicciarini	Allied Health Sciences
1984	Newell H. Johnson	Technology	2003	David Aiken	Arts & Sciences
1985	Julia H. Bonkowski	Allied Health	2003	David Hanna	Technology
1985	James P. Lehnert	Arts & Sciences	2003	Phillip Middleton	Arts & Sciences
1986	Ada Lou Carson	Arts & Sciences	2004	David Pilgrim	Arts & Sciences
1987	Michael C. Cooper	Business	2005	Robert McCullough	Arts & Sciences
1987	Rose Ann Swartz	Business	2005	Fred Heck	Arts & Sciences
1988	Robert C. Ferguson	Arts & Sciences	2006	Pasquale Di Raddo	Arts & Sciences
1988	Garth S. McHattie	Education	2007	Mary Murnik	Arts & Sciences
1989	Mark A. Curtis	Technology	2008	Khagendra Thapa	Technology
1989	James D. Maas	Business	2009	Daniel Adsmond	Arts & Sciences
1990	Marilyn Keigley	Business	2010	Richard Goosen	Engineering Technology
1990	Christine Towner	Allied Health	2011	Greg Gogolin	Business
1991	Roxanne M. Cullen	Arts & Sciences	2012	Clifton V. Franklund	Arts & Sciences
1991	Gary C. Horn	Arts & Sciences	2013	Avesh Raghunandan	Optometry
1992	Bruce L. Beetley	Arts & Sciences	2014	Gary Huey	Arts & Sciences
1992	John H. Landis	Allied Health Sciences	2014	Jennifer Johnson	Arts & Sciences
1993	Doug Fonner	Arts & Sciences	2015	Not Awarded	
1993	Terry Nerbonne	Education	2016	Sharon Colley	Health Professions
1994	Fred Lovgren	Business	2017	John Scott Gray	Arts & Sciences

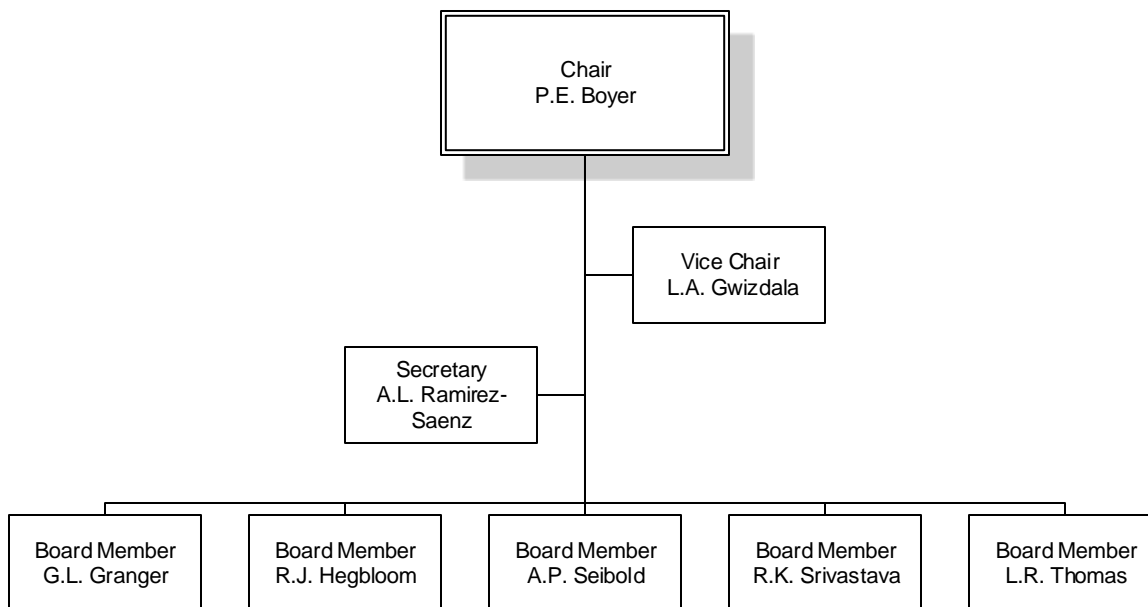
Source: Academic Senate

ORGANIZATIONAL

CHARTS

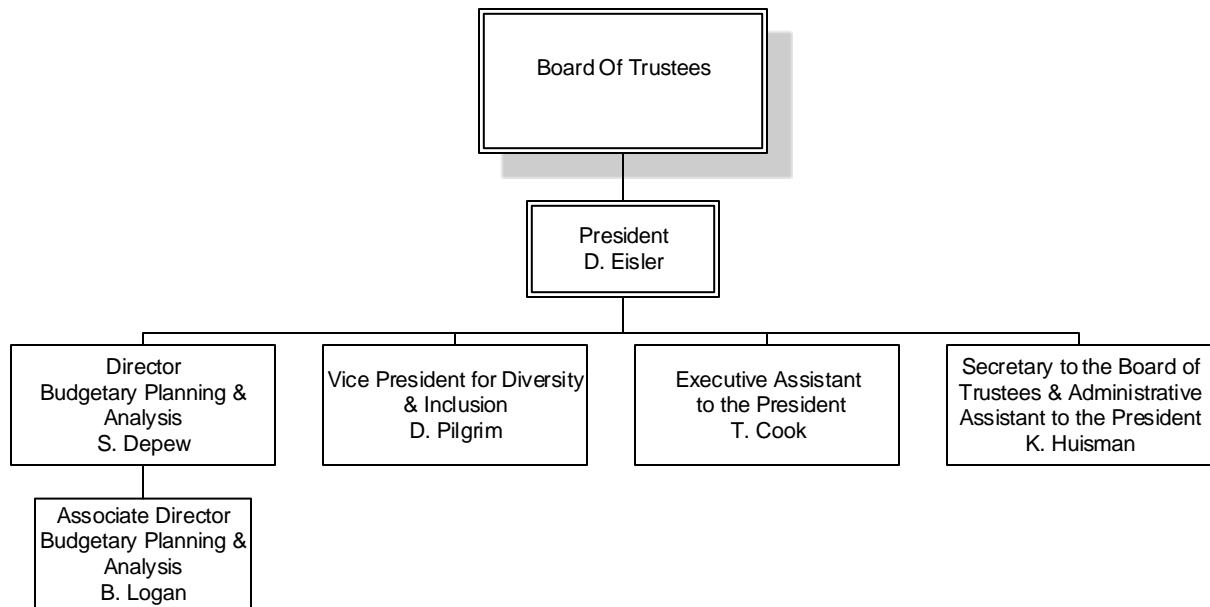
FERRIS STATE UNIVERSITY

BOARD OF TRUSTEES



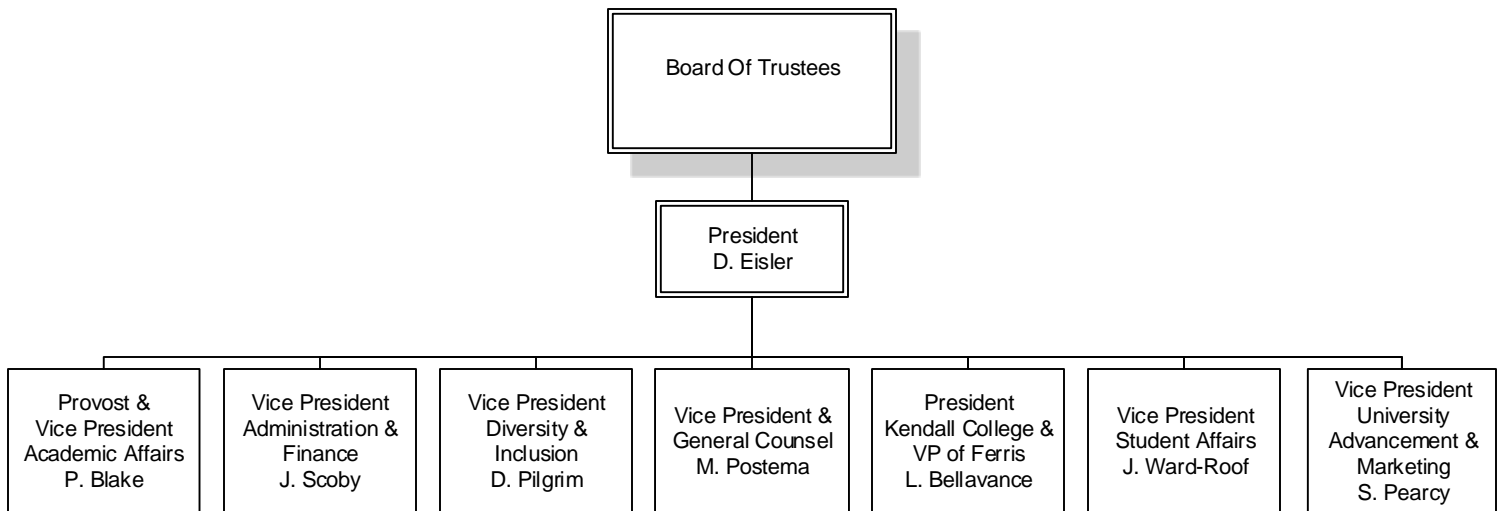
FERRIS STATE UNIVERSITY

EXECUTIVE DIVISION



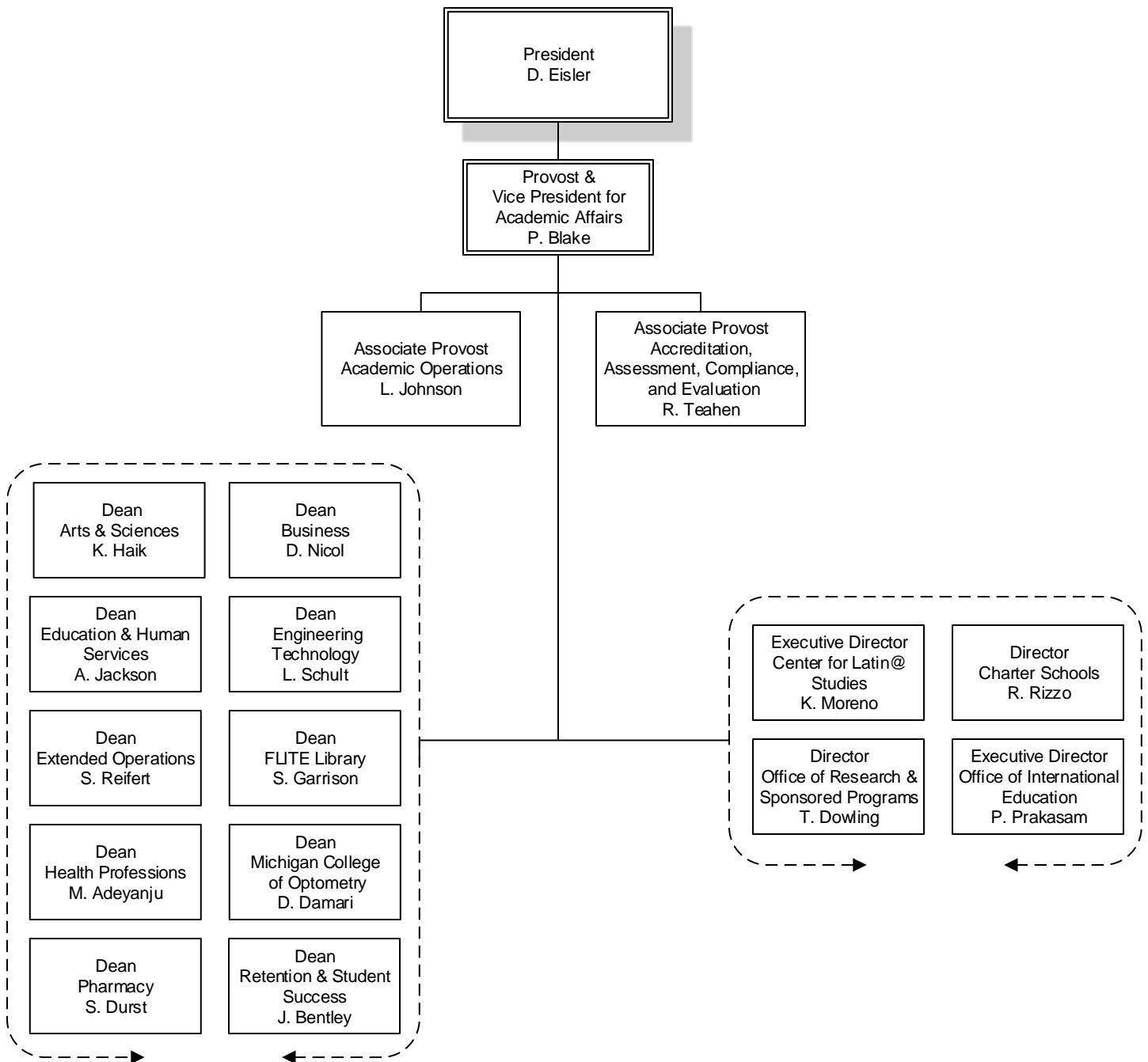
FERRIS STATE UNIVERSITY

PRESIDENT'S COUNCIL



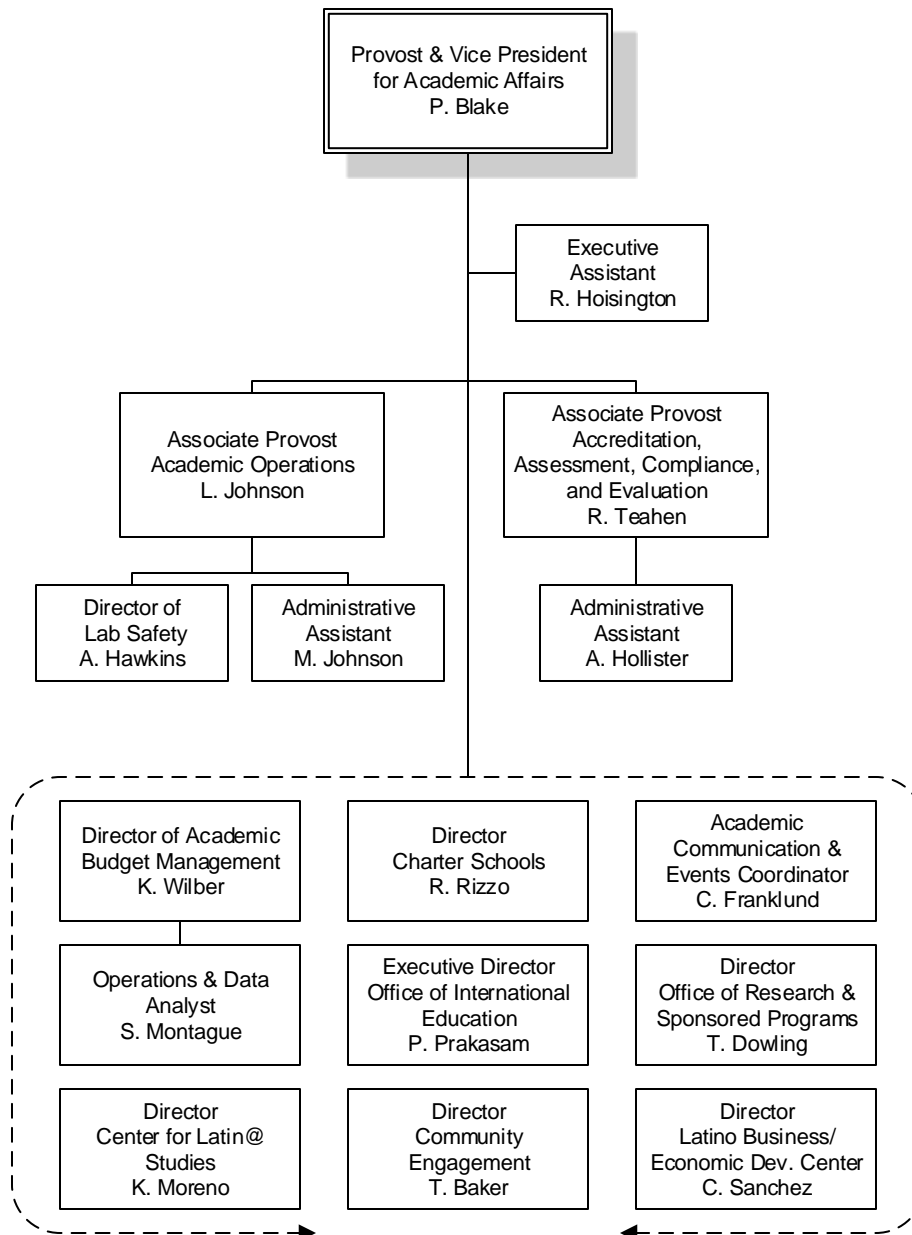
FERRIS STATE UNIVERSITY

ACADEMIC AFFAIRS DIVISION



FERRIS STATE UNIVERSITY
ACADEMIC AFFAIRS DIVISION

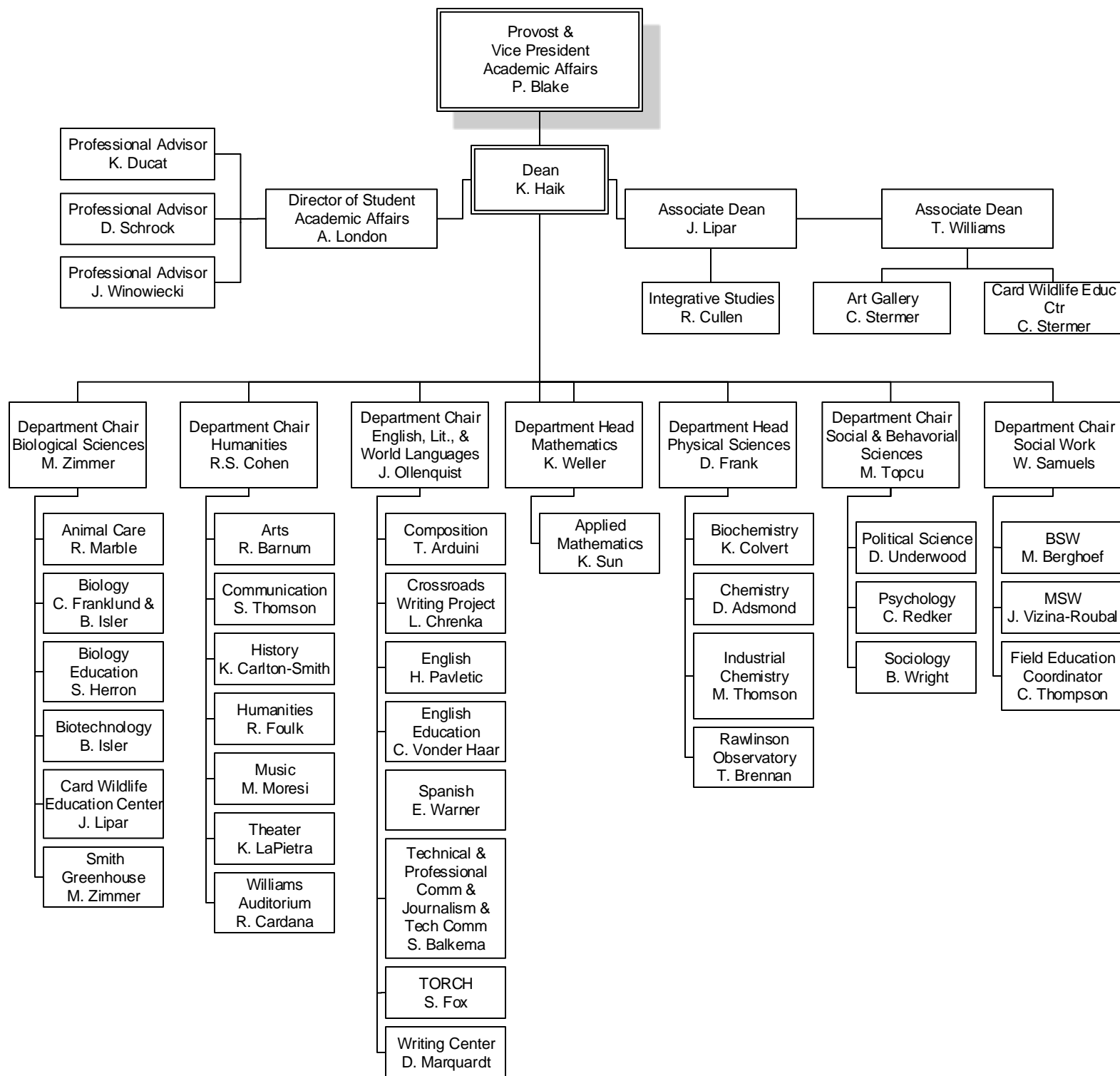
OFFICE OF ACADEMIC AFFAIRS



FERRIS STATE UNIVERSITY

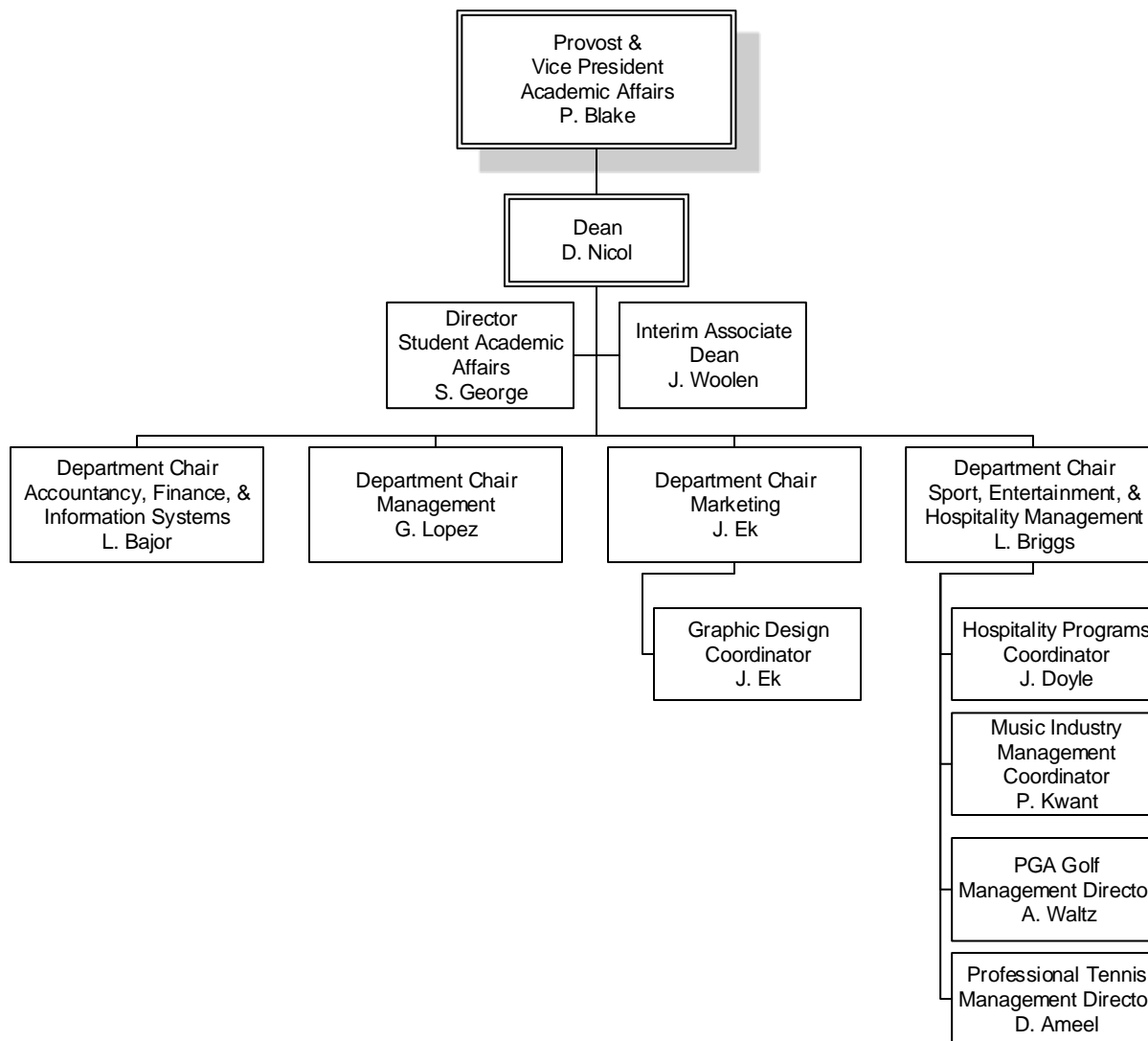
ACADEMIC AFFAIRS DIVISION

COLLEGE OF ARTS & SCIENCES



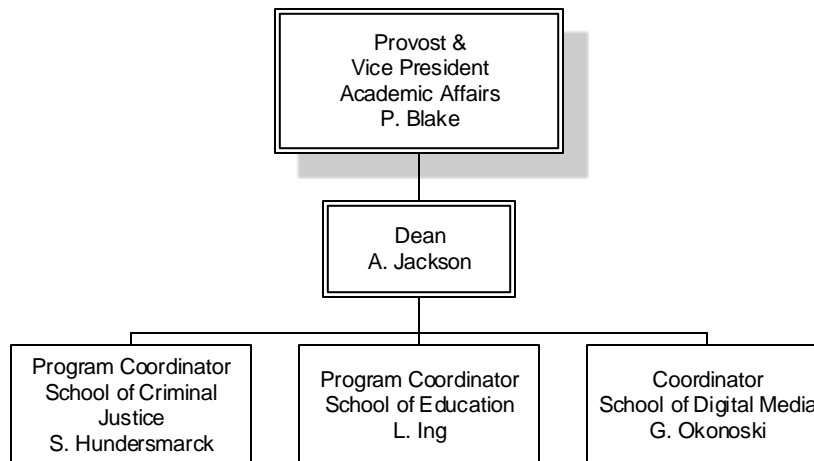
FERRIS STATE UNIVERSITY
ACADEMIC AFFAIRS DIVISION

COLLEGE OF BUSINESS



FERRIS STATE UNIVERSITY
ACADEMIC AFFAIRS DIVISION

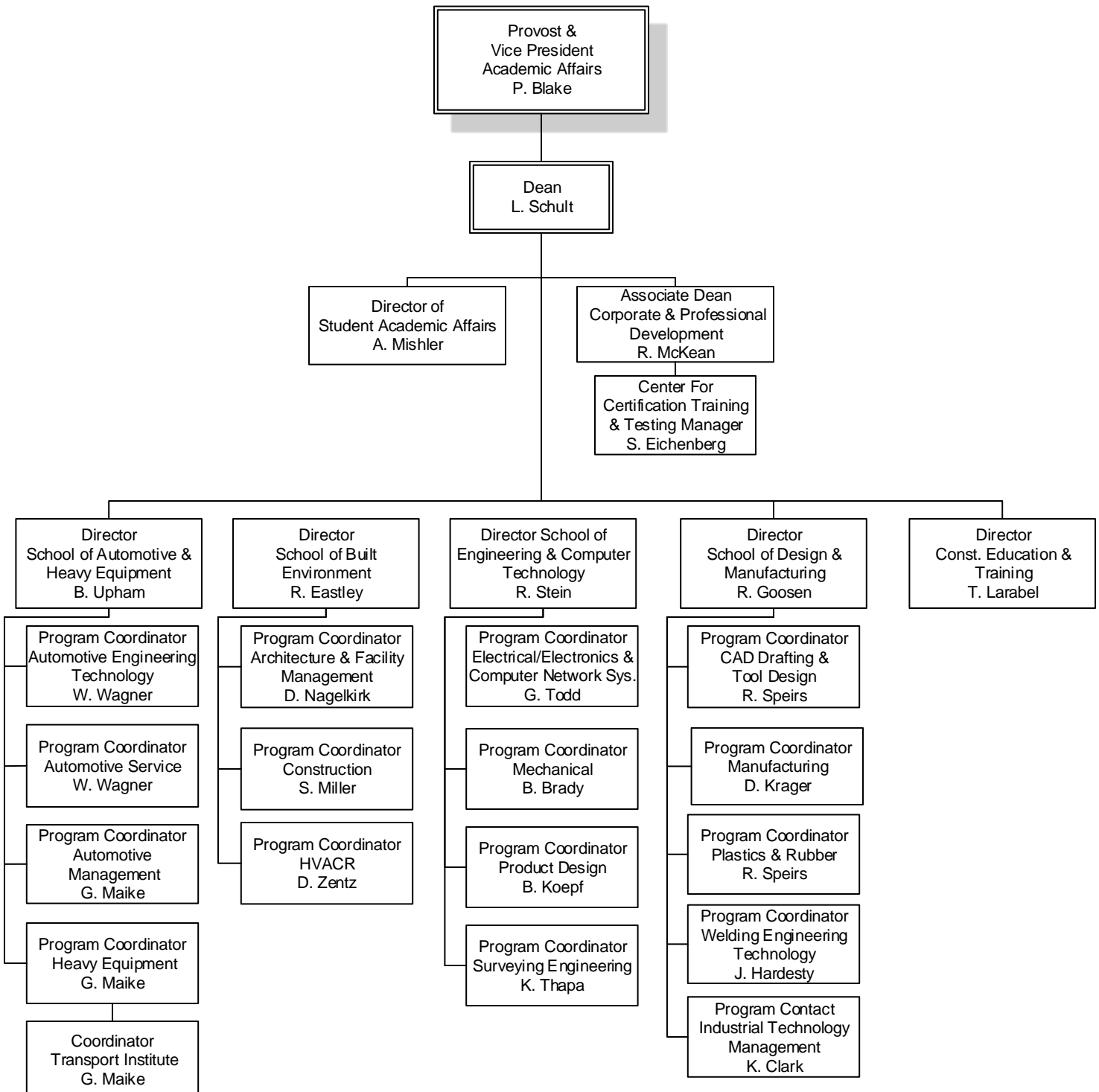
COLLEGE OF EDUCATION & HUMAN SERVICES



FERRIS STATE UNIVERSITY

ACADEMIC AFFAIRS DIVISION

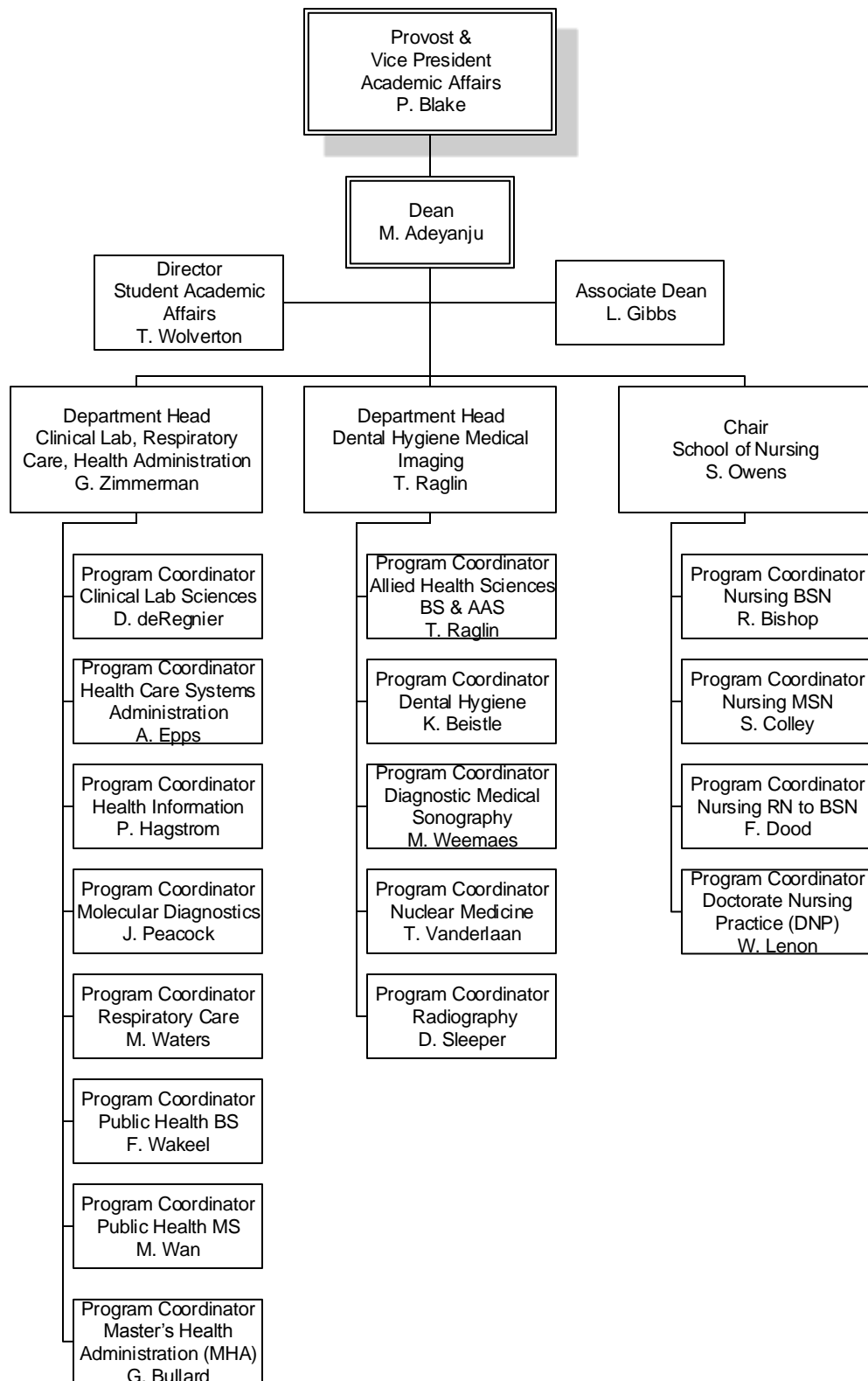
COLLEGE OF ENGINEERING TECHNOLOGY



FERRIS STATE UNIVERSITY

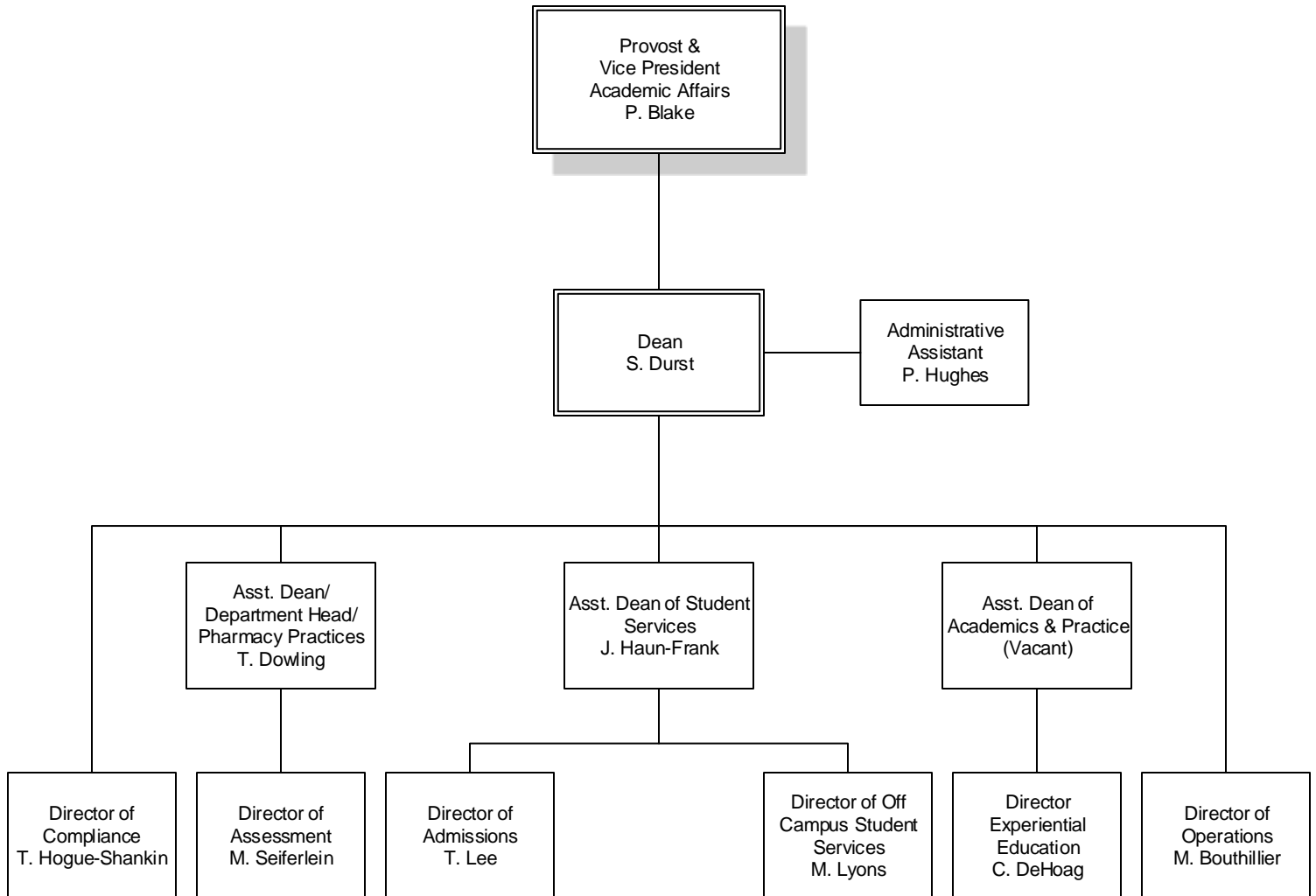
ACADEMIC AFFAIRS DIVISION

COLLEGE OF HEALTH PROFESSIONS



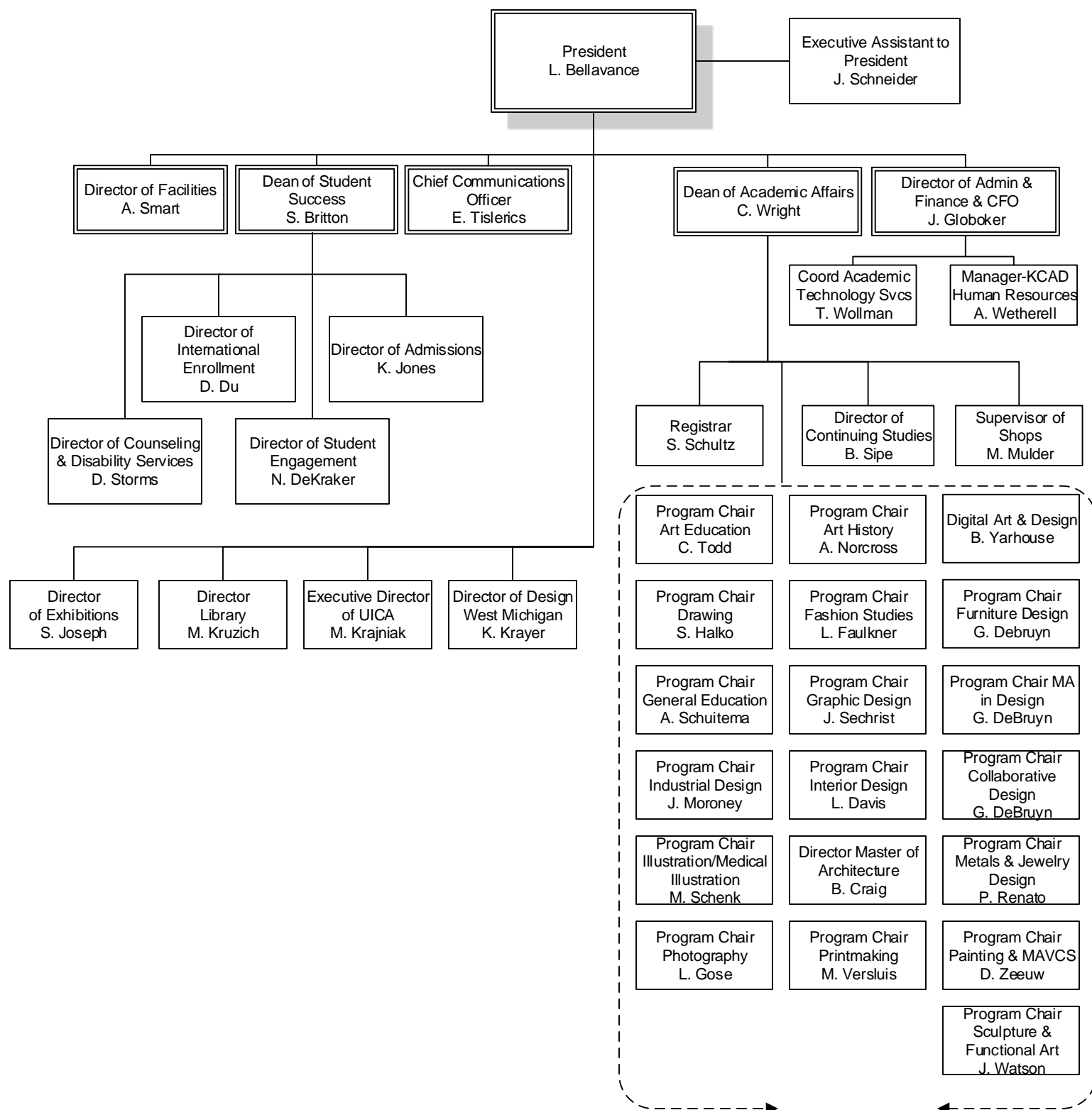
FERRIS STATE UNIVERSITY
ACADEMIC AFFAIRS DIVISION

COLLEGE OF PHARMACY



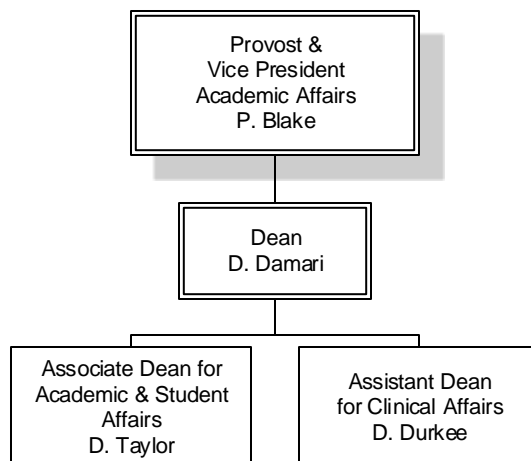
FERRIS STATE UNIVERSITY

KENDALL COLLEGE OF ART & DESIGN



FERRIS STATE UNIVERSITY
ACADEMIC AFFAIRS DIVISION

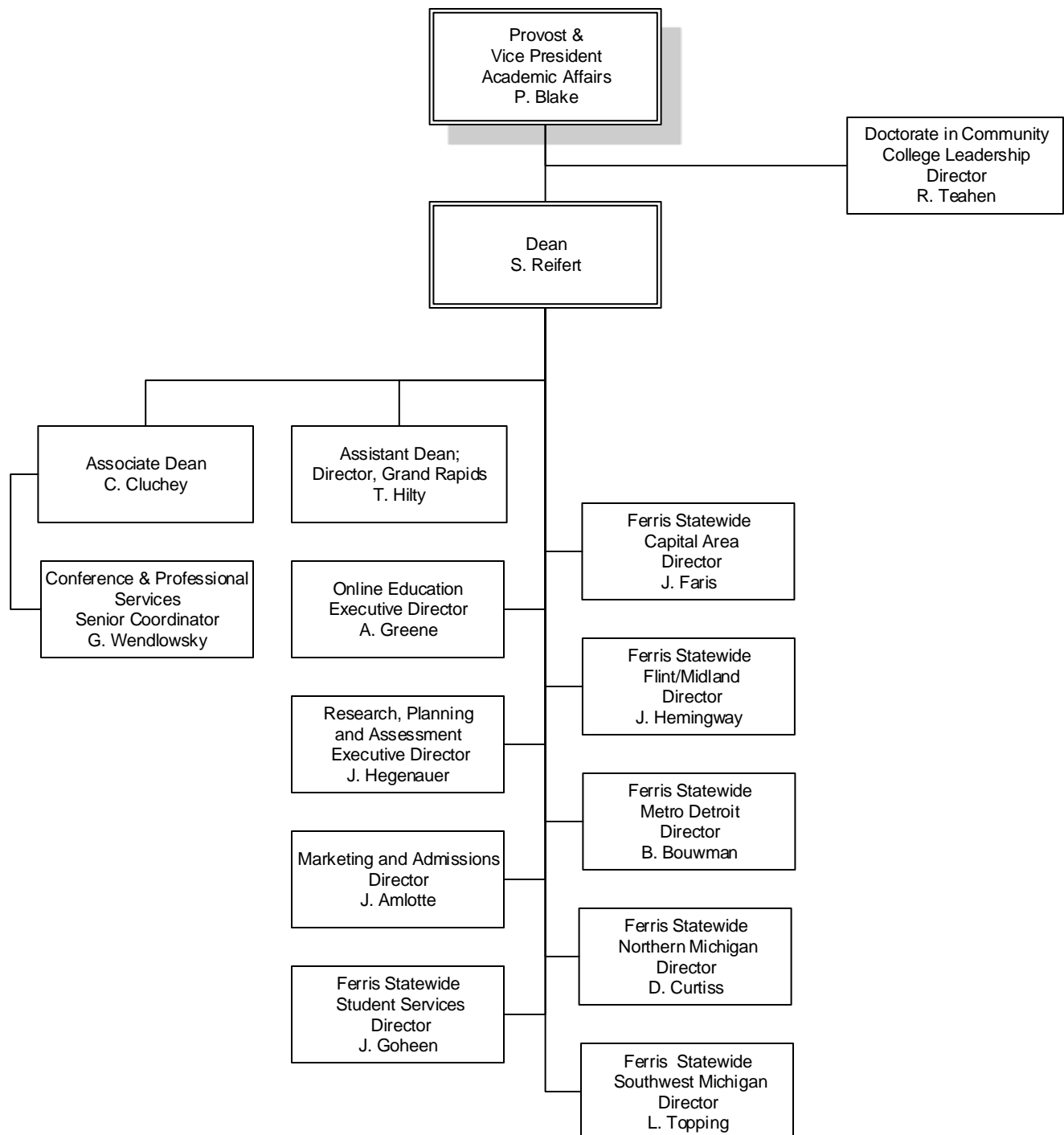
MICHIGAN COLLEGE OF OPTOMETRY AT FERRIS STATE UNIVERSITY



FERRIS STATE UNIVERSITY

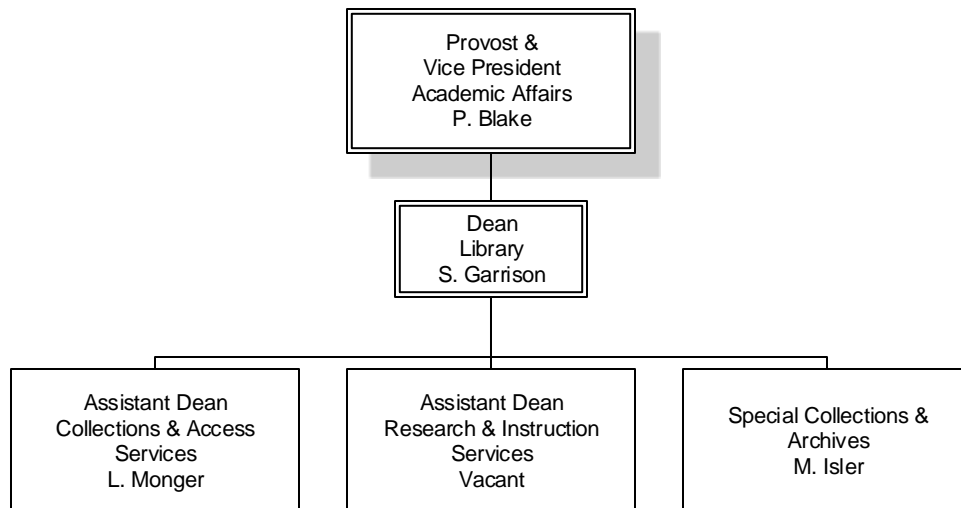
ACADEMIC AFFAIRS DIVISION

EXTENDED & INTERNATIONAL OPERATIONS



FERRIS STATE UNIVERSITY
ACADEMIC AFFAIRS DIVISION

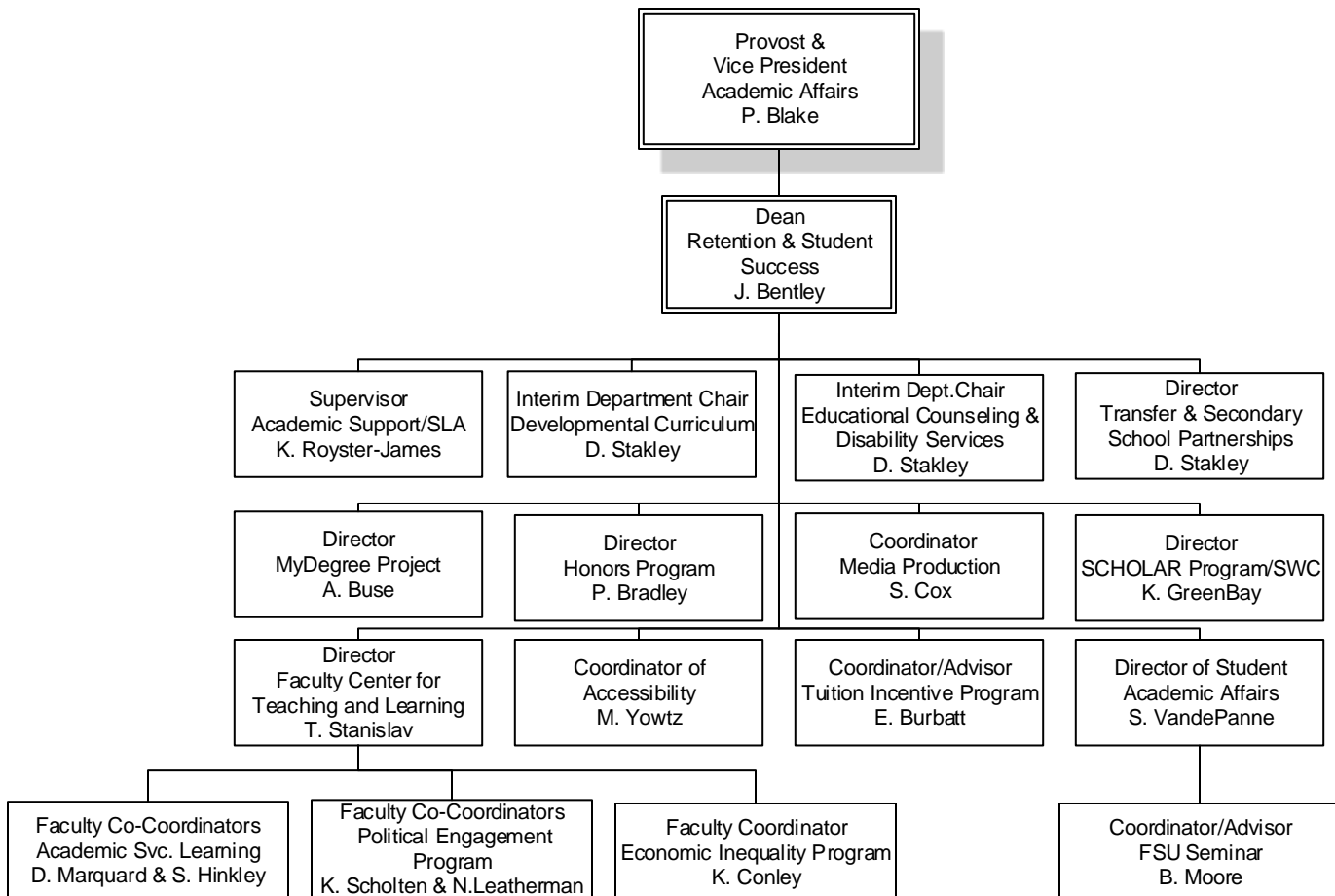
LIBRARY



FERRIS STATE UNIVERSITY

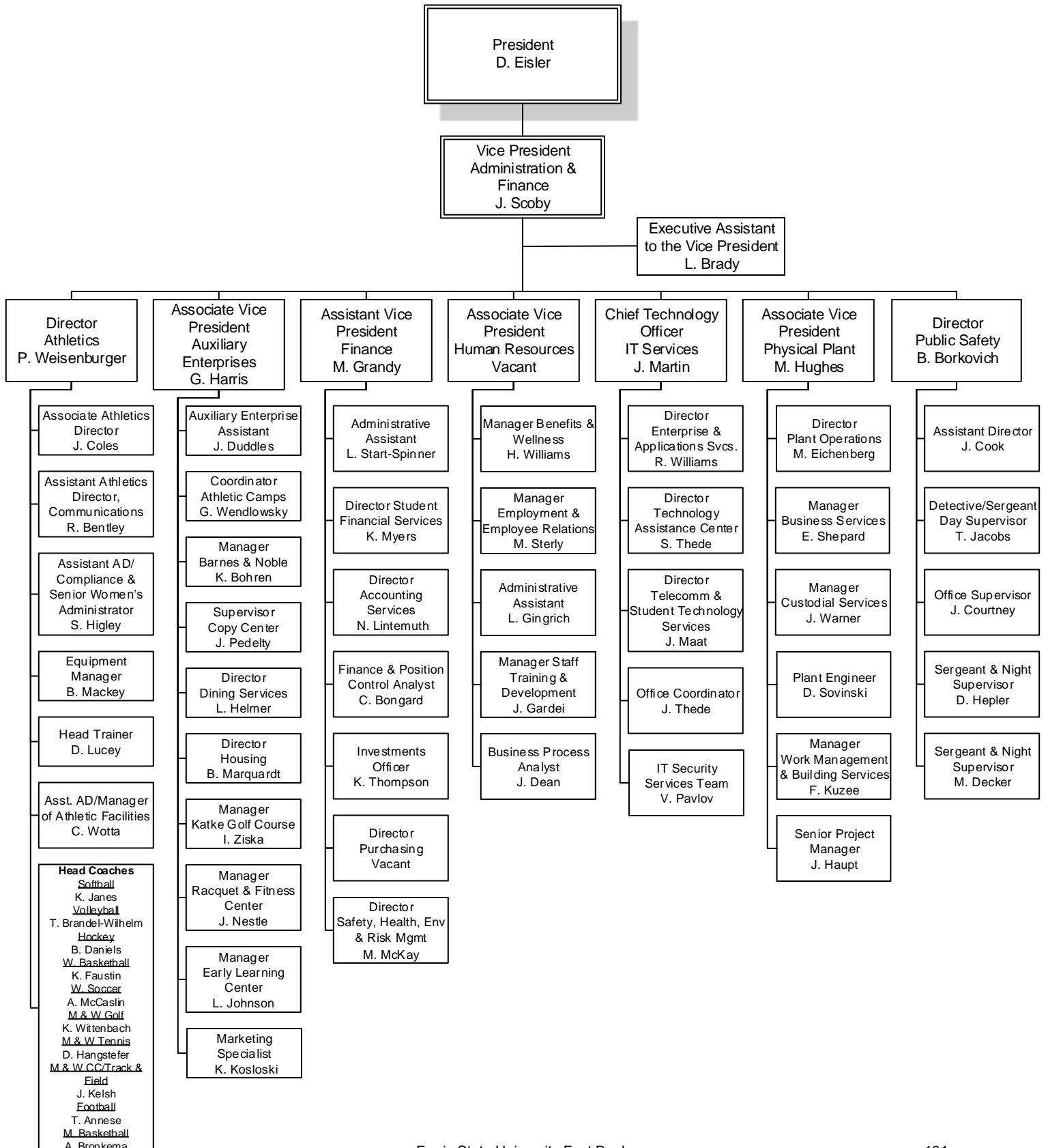
ACADEMIC AFFAIRS DIVISION

RETENTION & STUDENT SUCCESS



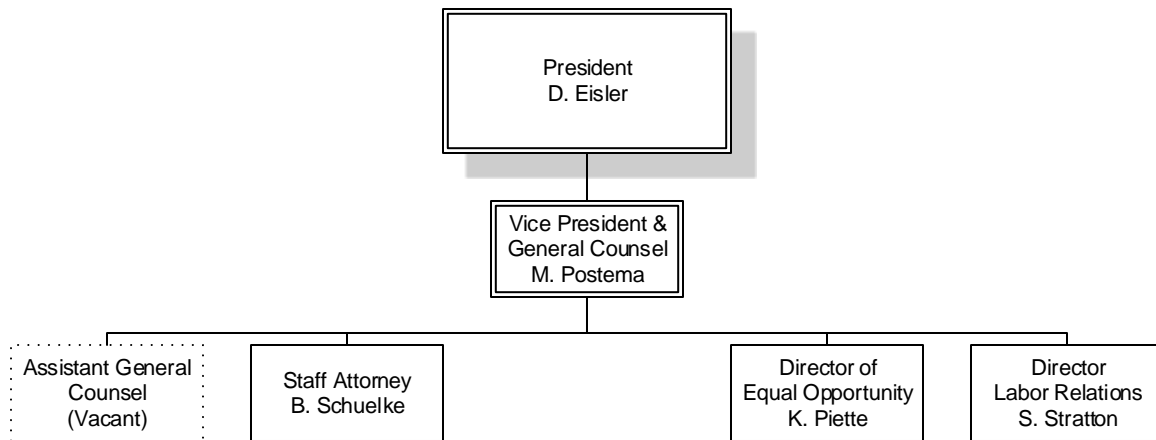
FERRIS STATE UNIVERSITY

ADMINISTRATION & FINANCE DIVISION



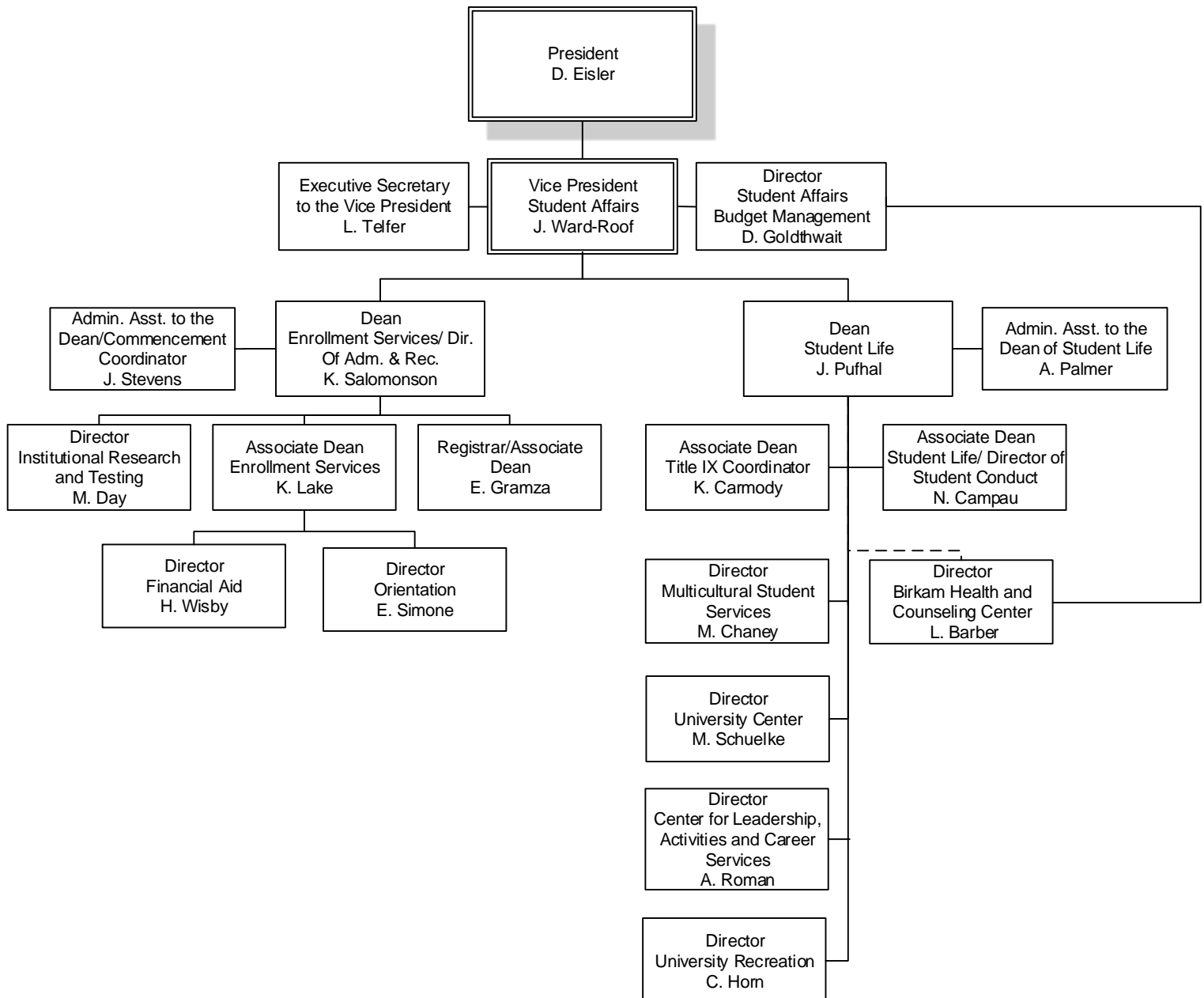
FERRIS STATE UNIVERSITY

GOVERNMENTAL RELATIONS & GENERAL COUNSEL



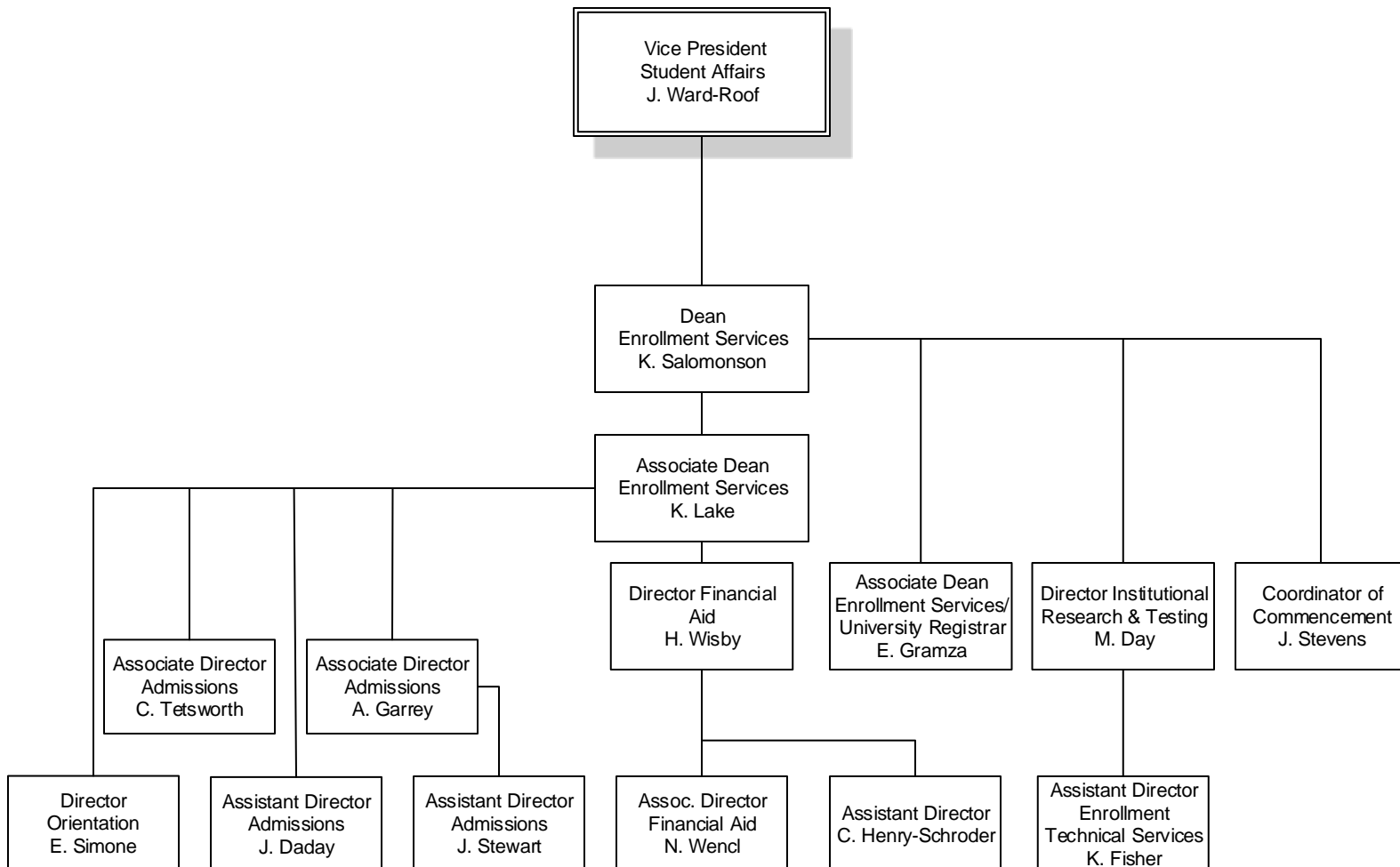
FERRIS STATE UNIVERSITY

STUDENT AFFAIRS DIVISION



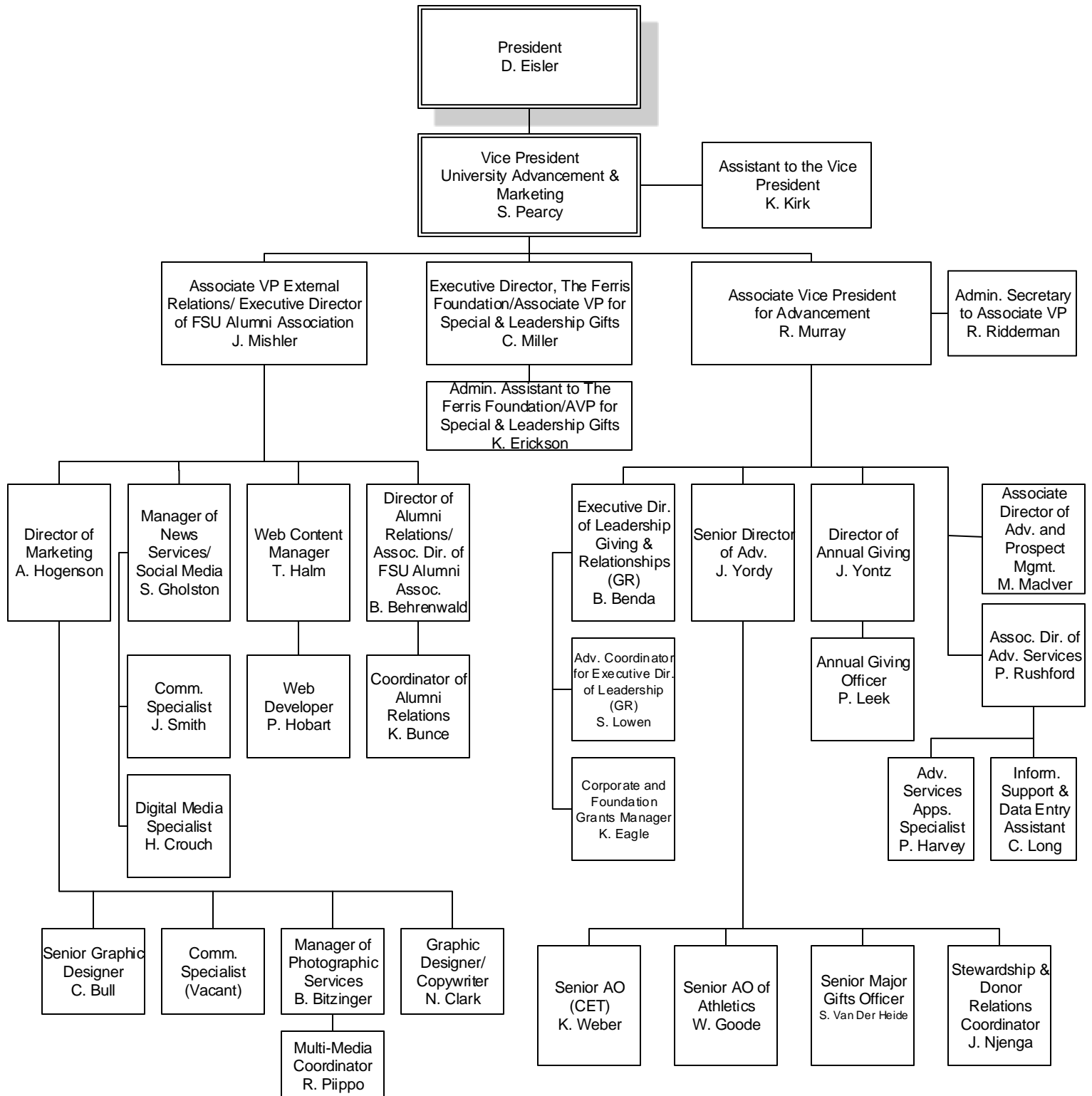
FERRIS STATE UNIVERSITY
STUDENT AFFAIRS DIVISION

ENROLLMENT SERVICES



FERRIS STATE UNIVERSITY

UNIVERSITY ADVANCEMENT & MARKETING



ALUMNI

ALUMNI BY STATE 2017

Alabama	269	Missouri	402
Alaska	200	Montana	156
Arizona	1,443	Nebraska	116
Arkansas	169	Nevada	390
Armed Forces California	18	New Hampshire	119
Armed Forces Florida	2	New Jersey	274
Armed Forces New York	54	New Mexico	181
California	2,227	New York	735
Colorado	1,225	North Carolina	1,421
Connecticut	201	North Dakota	68
Delaware	59	Ohio	2,124
District of Columbia	54	Oklahoma	194
Florida	4,127	Oregon	343
Georgia	1,238	Pennsylvania	667
Hawaii	128	Rhode Island	36
Idaho	118	South Carolina	714
Illinois	3,456	South Dakota	69
Indiana	2,224	Tennessee	852
Iowa	280	Texas	2,103
Kansas	192	Utah	147
Kentucky	386	Vermont	53
Louisiana	122	Virginia	865
Maine	92	Washington	610
Maryland	437	West Virginia	90
Massachusetts	300	Wisconsin	1,636
Michigan	139,429	Wyoming	108
Minnesota	749		
Mississippi	83	TOTAL	173,755

Source: University Advancement & Marketing

ALUMNI BY COUNTRY 2017

Canada		Congo	2	Jamaica	3	Puerto Rico	11
Alberta	38	Costa Rica	7	Japan	108	Qatar	1
British Columbia	47	Cote D'Ivoire	1	Jordan	1	Romania	3
Canada	14	Croatia	1	Kenya	16	Russia	1
Manitoba	33	Cyprus	1	Kuwait	13	Saudi Arabia	296
New Brunswick	3	Denmark	3	Lebanon	7	Senegal	1
Newfoundland	6	Dominica	1	Liberia	1	Serbia	1
Nova Scotia	4	Ecuador	1	Liechtenstein	1	Singapore	2
Ontario	418	Egypt	4	Malawi	1	South Africa	6
Quebec	4	England	7	Malaysia	26	South Korea	156
Saskatchewan	16	Finland	24	Mali	2	Spain	14
Total Canada	583	France	53	Martinique	1	Sri Lanka	5
		Gambia	1	Mexico	11	Sudan	1
Afghanistan	2	German Demo. Rep.	1	Micronesia	1	Swaziland	4
Africa	6	Germany	76	Morocco	8	Sweden	10
American Samoa	1	Germany, Fed Rep	3	Myanmar	3	Switzerland	7
Australia	13	Ghana	4	Nepal	19	Syrian Arab Rep.	2
Austria	6	Great Britain & N. Ire	1	Netherlands	71	Taiwan	19
Bahamas	4	Greece	4	Netherlands Antille	16	Tanzania, United Rep	1
Bahrain	1	Guam	4	New Zealand	5	Thailand	56
Bangladesh	2	Guatemala	2	Niger	2	Trinidad & Tobago	1
Barbados	3	Guyana	0	Nigeria	45	Turkey	29
Belgium	1	Honduras	3	North Korea	9	United Arab Emirate	10
Belize	4	Hong Kong	9	Norway	4	United Kingdom	30
Bermuda	1	Hungary	2	Nor. Mariana Islands	1	Vatican City	1
Bolivia	2	Iceland	1	Oman	2	Venezuela	5
Botswana	81	India	246	Pakistan	10	Vietnam	29
Brazil	15	Indonesia	11	Panama	4	Virgin Islands	14
British Virgin Islands	2	Iran	2	Papua New Guinea	1	West Indies Fed.	3
Burkina FASO	1	Iraq	1	Peru	1	Yemen	1
Burma	2	Ireland	1	Phillippines	2	Yemen, Sanaa	1
China, Peoples Rep.	117	Israel	4	Portugal	1	Zambia	19
Columbia	12	Italy	1			Zimbabwe	2
TOTAL OF ALL COUNTRIES INCLUDING CANADA							2,480

Source: University Advancement & Marketing

ALUMNI BY COLLEGE 2017

	<u>Active Alumni</u>	<u>Total Alumni</u>
Arts & Sciences	20,321	25,179
Business	44,550	50,394
Education & Human Services	21,296	22,224
Engineering Technology	32,794	34,410
Health Professions	21,780	22,172
Kendall College of Art & Design	9,048	9,259
Michigan College of Optometry at FSU	2,073	2,129
Pharmacy	7,124	9,792
Professional & Technological Studies	676	677
University College	4,619	4,632
TOTAL	164,281	180,868

Total Donations - Fiscal Year 2017 **\$11,086,996**

Numbers may be duplicated if a degree was earned from more than one college.

Active Alumni includes everyone except deceased alumni.

Total Alumni includes deceased alumni.

Source: University Advancement & Marketing

PLACEMENT RATES

<u>Categories</u>	<u>2011-12</u>	<u>2012-13</u>	<u>2013-14</u>	<u>2014-15</u>	<u>2015-16</u>
Placement rate includes graduates who are continuing their education or are employed.	87%	85%	88%	88%	96%
Graduates in the job market who found jobs.	88%	85%	86%	90%	89%
Graduates who found jobs, employed in their field.	79%	75%	89%	78%	89%
Response rate of graduates completing the Graduate Follow-Up Survey.	22%	27%	27%	24%	29%

Respondents who are working and continuing their education concurrently are reported in both of these categories. The placement rate includes individuals only once and does not include those not seeking employment.

<u>Categories</u>	<u>2011-12</u>	<u>2012-13</u>	<u>2013-14</u>	<u>2014-15</u>	<u>2015-16</u>
Associate Degree graduates continuing their education at Ferris State. *	45%	47%	49%	46%	47%

**Based on 4th Day Headcount*

Source: Office of Institutional Research & Testing

RECIPIENTS OF ALUMNI AWARDS

Since 1956, Commencement week activities have included the presentation by the Ferris State University Alumni Association of Distinguished Alumni Awards recognizing exceptional career success and noteworthy fidelity and devotion to the University. Recipients from 1966-2016:

<u>1967</u> Albert F. Cleveland Roy A. Darling James C. Finney, Sr. Willard J. Nash	<u>1977</u> James R. Hess Florence I. Holden Robert J. Norsworthy	<u>1987</u> Roger W. Anderson Maurice Q. Bectel H. Kearney Walters	<u>1996</u> David V. Dellar	<u>2010</u> Raymond Baker Brent Knight James Rhodes Mark Swan John Trestrail III
<u>1968</u> Norman E. Borgerson Ann W. Sawasky Reuben E. Trippensee	<u>1978</u> Ruth Gibson Butler Leonard W. Gopp Robert C. Redman	<u>1988</u> Marjorie L. Fleming Gordon E. Kamstra Charles E. Lippert	<u>1997</u> John Wheeler	
<u>1969</u> Carroll Boutell Elmon Cataline	<u>1979</u> Peggy A. Frazier Thomas P. Scholler	<u>1989</u> George H. Ryan, Sr.	<u>1998</u> Steve Harvey	
<u>1970</u> Charles E. Fairman Ethel Taylor Pierce John Stahlin	<u>1980</u> Lee A. Westberg E. Elaine Davies Kuno Hammerberg John F. Mangrum	<u>1990</u> Albert J. Coudron Kenneth W. Kirk George J. Menoutes Jerry R. Tubbs	<u>1999</u> Jerry Woodcock	<u>2011</u> Richard L. Antonini II John Matlock Curt McAllister
<u>1971</u> Stanley J. Byington Gerald McKessy Raymond Sines	<u>1981</u> Floyd E. Curtis Avis J. Ericson	<u>1991</u> Philip E. Hoffman Dennis B. Lerner Roger G. Stoll Clinton L. Swinehart	<u>2000</u> Daniel F. Niccolai	<u>2012</u> Karl Huffman Ron Nichols George Nicolas Terrence Rollins Hazel Seaba Teresa Szymanski
<u>1972</u> Clarence Freeman Delbert Long Ramsay Wardrop	<u>1982</u> Howard L. Dell Jack M. Newcomb Rena D. Westra	<u>1992</u> Darrroll Z. Howard Jane Reagan Jones Kenneth E. McCourt	<u>2001</u> Robert S. Buckingham John D. Chinonis Robyn D. Myers Robert K. Scranton	<u>2013</u> Terry Berden Mike Suman
<u>1973</u> Bert C. Brennan Albert B. Doherty, III John W. Spicer Fred A. Westerman	<u>1983</u> Douglas W. Call Darnell E. Cole Margaret Ethel Denise Elton "Ott" Gingrich	<u>1993</u> Paul E. Boyer Richard E. Hurst Carolyn C. Kilpatrick James Middaugh	<u>2002</u> John C. Bond Joseph J. Corcoran II James B. Meyer	<u>2014</u> Teresa Szymanski
<u>1974</u> Frank Curtis Phillip Runkel Colin Smith	<u>1984</u> Richard C. Andersen Edmund D. Farhat Kenneth J. Hicks	<u>1994</u> Eugene A. DeFouw Douglas P. Johnson Barbara L. Ottinger Louis M. Sesti	<u>2003</u> William J. Buckingham Suzette Compton	<u>2015</u> Matthew Bissett Steven London Vivian Pickard Andrew Young
<u>1975</u> Rex O. Graff Fred Schnarr Chester I. Williams	<u>1985</u> Jean D. Deupree Arnold L. Johnson Bruce N. Parsons	<u>1995</u> Kenneth E. McCourt	<u>2004</u> Mark E. Alley Stephen R. Ehardt Dr. Gary Kadlec Richard Sauve	<u>2016</u> Denise Beachy David Friar Kenneth Friar Carolyn 'Carrie' Germain Amy Proos
<u>1976</u> S. John Byington Gerald L. DeHaan Clare G. Johnson H. James Renaud	<u>1986</u> Richard L. Antonini Bertil G. Carlson Kenneth L. Cook Jack D. Lewis	<u>1996</u> Joseph C. Barney, Jr. Vernita Burrows R. Thomas Cook Kenneth Hoexum Robert N. Tenney	<u>2005</u> Dick Dolack Randy Seaman	<u>2017</u> David Kendall Kimberly Ridings Jerome Schwind
		<u>1997</u> Eugene A. DeFouw Douglas P. Johnson Barbara L. Ottinger Louis M. Sesti	<u>2006</u> Terrence G. Gohl Ken Lawless	
		<u>1998</u> Joseph C. Barney, Jr. Vernita Burrows R. Thomas Cook Kenneth Hoexum Robert N. Tenney	<u>2007</u> Kurt A. Barrett Emily F. Hancock	
		<u>1999</u> William Adrian Jack Bates John Bradac Lawrence Marfechuk Ronald Snead	<u>2008</u> Brian F. Barry Michael J. Bettiga Paul T. Doyle David L. Stickles	
			<u>2009</u> Ronald Mahoney Tim Moore Mary Jane Thomson	

The Pacesetter Award recognizes alumni who have been in the job field up to 13 years with exceptional success. Recipients are:

<u>2002</u> Mechele A. Churchfield Scott M. Mark	<u>2005</u> Mark Guindon Michael Pung	<u>2008</u> Michael J. Oxner	<u>2012</u> Jessica Wortley Adler David Cox Recco Richardson	<u>2015</u> Emily Coles Kristian Schroder
<u>2003</u> James P. Chenier Mary Lee Pakieser	<u>2006</u> William Davis Michael Travis	<u>2009</u> Scott French Kathy LeMieux Mimi Miles	<u>2013</u> Shaun Phillips Heather Schalk Douglas Searles	<u>2016</u> Jonathan Barrera Mikulich Michael Noble
<u>2004</u> Bradley A. Henion Kenneth W. Mance Mathew M. Vivona	<u>2007</u> Keith Guy Barbara Horn Michael Moll Scott Seifferlein	<u>2010</u> James Maher	<u>2014</u> Mark Langowski David Stevens	<u>2017</u> Carlvin Dorvilier Scotty Kehoe Javier Olvera

Source: University Advancement and Marketing

FINANCIAL AID

FINANCIAL AID APPLICANTS & AID AWARDED

Total Eligible, Total Receiving Aid and Aid Totals

Aid Year	Applications Received	Total Fall Undergrads in an Aid Eligible Program	Number of Students Receiving Any Aid	Percent of Total Receiving Any Aid	Fall Undergrads Total Aid
1213	27,930	12,713	10,863	85.4	147,690,000
1314	27,342	12,651	10,710	84.7	145,216,000
1415	26,150	12,625	10,635	84.2	146,954,000
1516	24,823	12,553	10,465	83.4	143,091,000
1617*	23,556	11,998	9,964	83.0	135,111,000
1718**	25,659	11,525	9,632	83.6	132,822,000

Type of Aid Awarded

Aid Year	Pell Grant		Need-Based Aid		Tuition Incentive Program	
	Student Count	Percent of Total	Student Count	Percent of Total	Student Count	Percent of Total
1213	5,524	43.5	8,603	67.7	1,072	8.4
1314	5,467	43.2	8,387	66.3	1,200	9.5
1415	5,444	43.1	8,159	64.6	1,274	10.1
1516	5,255	41.9	7,869	62.7	1,412	11.2
1617*	4,722	39.4	7,274	60.6	1,425	11.9
1718**	4,713	40.9	7,126	61.8	1298	11.3

First Generation Students

Aid Year	First Generation College	
	Student Count	Percent of Total
1213	3,538	28
1314	3,474	27
1415	3,417	27
1516	3,247	26
1617*	2,890	24
1718**	2,738	24

*1617 Updated from prior year to include Spring 2017 and Summer 2017 terms.

**1718 Statistics are preliminary and will be finalized next year.

Source: The Financial Aid Office

FINANCIAL AID DISBURSEMENTS 2016-17

Fund Source	<u>Undergraduate</u>		<u>Graduate</u>		<u>Total</u>	
	Student Count	Paid	Student Count	Paid	Student Count	Paid
Federal	9,223	\$88,507,555	863	\$20,241,469	10,086	\$108,749,024
State	2,320	\$10,141,697	3	\$20,577	2,323	\$10,162,274
Institutional *	6,394	\$25,358,861	266	\$1,499,489	6,660	\$26,858,350
Private **	1,418	\$3,341,646	289	\$832,239	1,707	\$4,173,885
Other	1,267	\$12,271,232	90	\$940,724	1,357	\$13,211,956
GRAND TOTAL		\$139,620,991		\$23,534,498		\$163,155,489

* Includes the out of state awards award which, while awarded in the Financial Aid Office is a tuition discount.

** Includes scholarships that students bring with them (e.g. Lion's Club, Boy Scouts, etc.)

STUDENT LOAN DEBT

Graduating Cohort	Student Count	Total Cumulative Loan Debt	Cumulative Federal Loan Debt	Percent Borrowers	Percent Federal Borrowers
2012-2013	747	37,325	28,600	81	80
2013-2014	773	35,720	28,300	83	82
2014-2015	736	35,660	27,870	82	82
2015-2016	807	35,710	28,400	76	76
2016-2017	858	35,606	27,571	78	77

Cumulative Loan Debt of Students Graduating with a Bachelor's Degree as reported on the Peterson's Annual Survey of Undergraduate Financial Aid.

Average debt includes only students who borrowed.

Includes only students who entered Ferris as FTIACs, and maintained enrollment until graduation with a first bachelor's degree.

Does not include parent loans.

THREE-YEAR OFFICIAL COHORT DEFAULT RATE

Entered Repayment	Default Rate
Fiscal Year 2011	9.5%
Fiscal Year 2012	7.6%
Fiscal Year 2013	6.3%
Fiscal Year 2014	7.3%

Percent of borrowers who defaulted within 3 years of entering repayment (US Dept of Educ)

Source: The Financial Aid Office

BUDGET

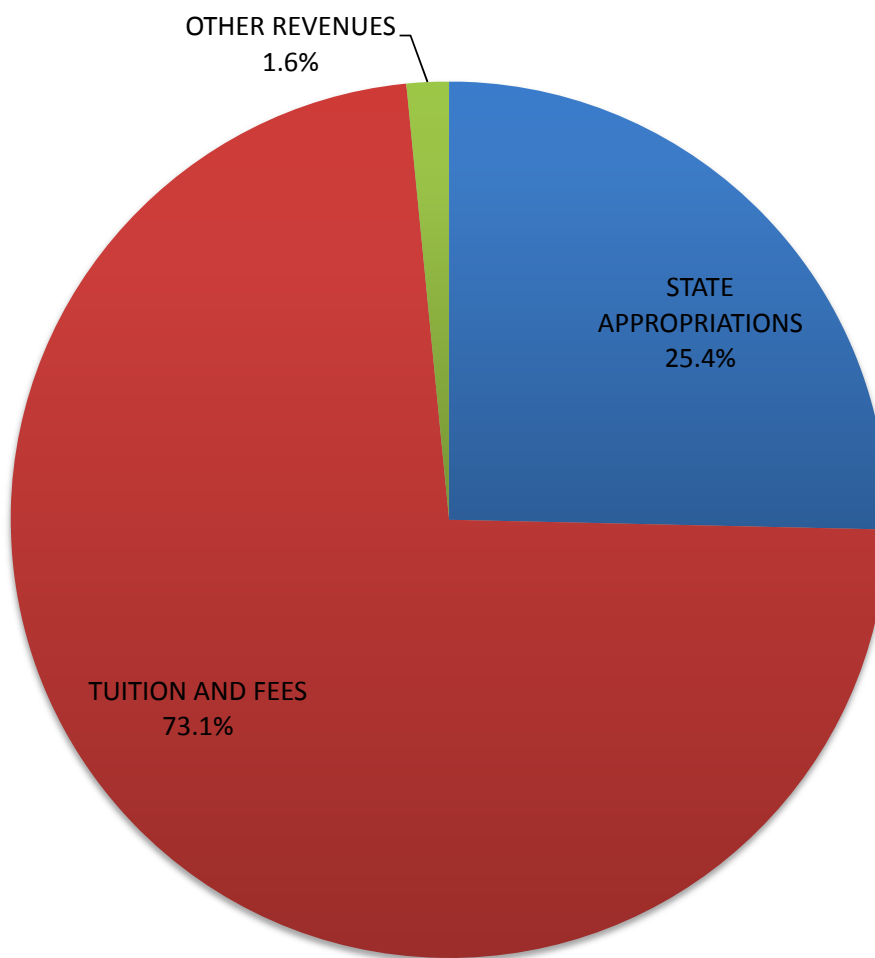
FERRIS STATE UNIVERSITY
FY 2017-18 GENERAL FUND OPERATING BUDGET
 (AMOUNTS IN MILLIONS)

<u>REVENUES</u>	<u>FY 2017-18 OPERATING BUDGET</u>
STATE APPROPRIATIONS	\$53.6
TUITION/FEES	\$154.5
OTHER REVENUES	\$3.3
<i>TOTAL REVENUE</i>	<hr/> <i>\$211.4</i>
<u>EXPENDITURES</u>	
COMPENSATION	\$150.1
OPERATING EXPENSE	\$36.8
STUDENT ASSISTANCE	\$24.5
<i>TOTAL EXPENDITURES</i>	<hr/> <i>\$211.4</i>
REVENUE/EXPENDITURE NET	\$0

Source: Office of Budgetary Planning & Analysis, General Fund Operating Budget FY- 17/18

**FERRIS STATE UNIVERSITY
REVENUE SUMMARY**
(AMOUNTS IN MILLIONS)

	AMOUNT	PERCENT
STATE APPROPRIATIONS	\$53.6	25.4%
TUITION AND FEES	\$154.5	73.1%
OTHER REVENUES	<u>\$3.3</u>	<u>1.6%</u>
TOTAL	\$211.4	100%

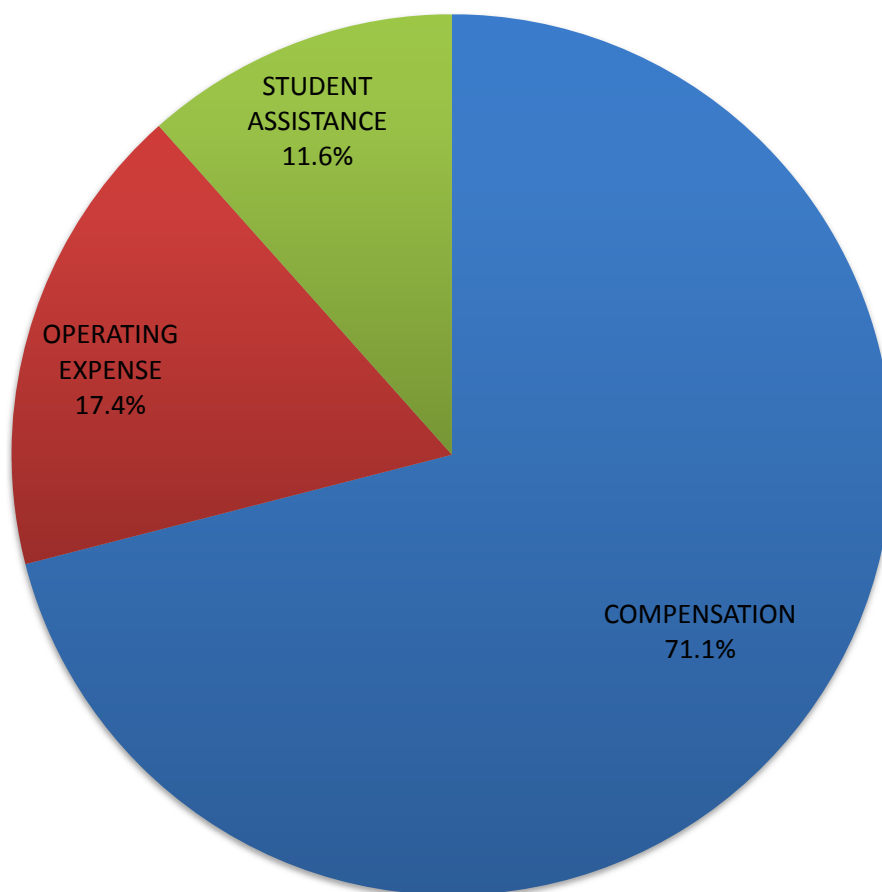


Source: Office of Budgetary Planning & Analysis, General Fund Operating Budget FY- 17/18

FERRIS STATE UNIVERSITY EXPENDITURE SUMMARY

(AMOUNTS IN MILLIONS)

	AMOUNT	PERCENT
COMPENSATION	\$150.1	71.0%
OPERATING EXPENSE	\$36.8	17.4%
STUDENT ASSISTANCE	<u>\$24.5</u>	<u>11.6%</u>
TOTAL	\$211.4	100%



Source: Office of Budgetary Planning & Analysis, General Fund Operating Budget FY- 17/18

FACILITIES

**FERRIS STATE UNIVERSITY
PLANT OPERATIONAL SERVICES
STATEMENT OF FACILITIES AT THE BIG RAPIDS CAMPUS - GENERAL FUNDED**

# OF BUILDINGS	GENERAL FUNDED FACILITIES	SQUARE FEET	CUBIC FEET	YR CONSTRUCTED/IMPROVED
1.00	ALUMNI BUILDING	34,600	510,000	1929
1.00	ARTS/SCIENCE COMMONS	79,259	1,054,984	1996-99
1.00	ATHLETIC TRAINER BUILDING	756	6,297	2017
1.00	AUTOMOTIVE CENTER	77,000	1,235,400	1956-88
1.00	BISHOP HALL	50,900	480,600	1968-87
1.00	BUSINESS BUILDING	90,600	700,000	1970
1.00	CARRILON TOWER	100	4,900	1968
1.00	CREATIVE ARTS	7,200	93,900	1965
1.00	DEPARTMENT OF PUBLIC SAFETY	400	3,200	1959-83-99-03
1.00	ELASTOMER/PLASTICS CENTER	43,392	510,555	1987-99
0.67	EWIGLEBEN SPORTS COMPLEX	76,600	1,280,806	1974-82-99
1.00	FLITE LIBRARY	173,484	2,081,800	2001
1.00	GENERAL SERVICES ANNEX	15,282	320,922	2005
1.00	GENERAL SERVICES BUILDING	28,571	518,885	1984-88-05
3.00	GENERAL SERVICES GROUNDS	7,232	80,856	1979-06
1.00	GRANGER CENTER (CTC)	75,298	1,358,200	1962-03
0.50	HEALTH CENTER (50%)	9,200	91,250	1959-67
1.00	HEAVY EQUIPMENT TECHNOLOGY	52,000	1,188,000	1987
1.00	INSTRUCTIONAL RESOURCE CENTER	61,425	683,800	1969-08
1.00	JOHNSON HALL	33,600	328,600	1959
1.00	MCKESSY BARN	2,000	36,000	1989
1.00	MCKESSY HOUSE	2,800	23,000	1989-97
1.00	MICHIGAN COLLEGE OF OPTOMETRY	86,104	11,193,520	2010
1.00	MUSIC CENTER	10,000	137,900	1962
1.00	NORTH STORAGE FACILITY	10,711	152,900	2001
1.00	PHARMACY BUILDING	62,200	1,214,300	1972
1.00	POWER PLANT	19,900	421,900	1955-88
1.00	PRAKKEN BUILDING	42,100	503,900	1952
1.00	SCIENCE BUILDING	109,148	1,697,000	1955-67-97-99
1.00	SCIENCE CHILLER COMPLEX	3,200	57,600	2010
1.00	STARR BUILDING	86,400	1,607,200	1962-96
1.00	STUDENT RECREATION CENTER	116,051	2,397,416	1962-99
1.00	SWAN BUILDING	133,680	1,706,200	1966-88-04-17
1.00	TIMME CRT FOR STUDENT SERVICES	59,179	752,227	1967-02
1.00	TOP TAGGART WHEELER PAVILION	10,593	152,000	2001
1.00	VFS ALLIED HEALTH BUILDING	67,400	1,493,800	1979
1.00	WEST BUILDING	23,700	292,500	1952-85
1.00	WEST COMMONS	19,800	269,300	1968
39.17	TOTAL GENERAL FUNDED	1,781,865	36,641,618	

Source: Plant Operational Services (9/11/2017)

FACILITIES

FERRIS STATE UNIVERSITY PLANT OPERATIONAL SERVICES

STATEMENT OF FACILITIES AT THE BIG RAPIDS CAMPUS - NON-GENERAL FUNDED

# OF BUILDINGS	NON-GENERAL FUNDED FACILITIES	SQUARE FEET	CUBIC FEET	YR CONSTRUCTED/IMPROVED
2.00	BOND HALL	90,500	820,400	1966
1.00	BROPHY HALL	47,000	482,750	1962
1.00	CLARK HALL	41,500	360,900	1960
1.00	COPY CENTER PERRY STREET	2,070	30,015	2006
3.00	CORPORATE & PROF DEVELOP CTR	16,836	192,612	1985-87
1.00	CRAMER HALL	91,700	824,700	1969
3.00	EAST CAMPUS SUITES	107,910	971,190	2011
1.00	HALLISY HALL	44,700	406,000	1958
0.50	HEALTH CENTER (50%)	9,200	91,250	1959-67
1.00	HENDERSON HALL	44,900	405,500	1965
0.33	ICE ARENA	69,460	980,570	1974-99
1.00	KATKE GOLF CART STORAGE	2,800	27,600	1984
1.00	KATKE GOLF CLUB HOUSE	5,700	57,000	2000
1.00	KATKE GOLF MAINTENANCE BLD.	3,200	44,800	1974
1.00	KNOLLCREST COMMONS	11,094	292,860	1961
1.00	MCNERNEY HALL	47,000	482,750	1962
1.00	MERRILL HALL	51,700	515,050	1961
1.00	MILLER HALL	47,382	444,245	1963
1.00	NORTH HALL	124,019	1,775,047	2017
1.00	PICKELL HALL	50,400	468,600	1964
1.00	PUTERBAUGH HALL	46,400	436,400	1965
1.00	RACQUET BALL FACILITY	50,884	1,244,000	1980-87-01
1.00	SOUTH COMMONS ROCK	34,020	418,937	1963-64-94-09
1.00	SOUTHWEST COMMONS	19,500	253,600	1965-86
1.00	SOUTHWEST POWER PLANT	2,200	33,200	1964
1.00	TAGGART HALL	47,800	450,600	1964
1.00	TRAVIS HALL	51,700	515,050	1961
1.00	UNIVERSITY CENTER	142,779	1,443,705	2015
1.00	VANDERCOOK HALL	41,500	386,350	1957-98
1.00	WARD HALL	41,320	407,260	1963
34.00	WEST CAMPUS APTS.	267,944	5,419,036	1995-16
1.00	WEST CAMPUS COMMUNITY BLDG.	5,785	52,000	1996
1.00	WOMEN'S SOFTBALL FACILITY	1,008	25,200	2001
69.83	TOTAL NON-GENERAL FUNDED	1,661,911	20,759,177	
109.00	GRAND TOTAL	3,443,776	57,400,795	

Source: Plant Operational Services (9/11/2017)

BUILDING KEY

BUILDING NAME	CODE	BUILDING NAME	CODE
Allied Health (Victor F. Spathelf Center, Collge of Health Professions)	VFS	Music Activities Center	MUS
Alumni Building	ALU	National Elastomer Center (College of Engineering Technology)	NEC
Arts and Sciences Commons (College of Arts and Sciences, Retention and Student Success)	ASC	North Hall	NRB
Athletic Training Building	ATB I	North Storage	NST
Automotive Center (College of Engineering Technology)	AUT	Pickell Hall (Honors Program)	PIC
Birkam Health Center	BHC	Power Plant	POW
Bishop Hall (College of Education and Human Services, Tot's Place)	BIS	Prakken Building	PRK
Bituminous Lab	BIT	Public Safety (West Commons)	WCO
Bond Hall (North and South)	BON	Puterbaugh Hall	PUT
Bookstore - Barnes and Noble	UCB	Racquet Facility and Fitness Center (Professional Tennis Management)	RQT
Brophy Hall	BRO	Rock Cafe (South Commons)	SCO
Business Building (College of Business)	BUS	Science Building (College of Arts and Sciences)	SCI
Clark Hall	CLK	Science Chiller Complex	SCC
Copy Center	CCE	South Athletic Fields	SAF
Corporate and Professional Development Center	CPD	Southwest Commons	SWC
Cramer Hall	CRA	Southwest Power Plant	SPL
Creative Arts Center	CAC	Starbucks Coffee (IRC, UCB)	
East Campus Suites	ECS	Starr Educational Center (College of Arts and Sciences, Museum of Sexist Objects, Educational Counseling and Disabilities Services)	STR
Ewigleben Sports Complex	SPO	Student Recreation Center (Field House, Swimming Pool)	SRC
FLITE Library (Jim Crow Museum)	FLT	Swan Building (College of Engineering Technology)	SWN
General Services Annex	GSA	Taggart Hall	TAG
General Services Building	GEN	Timme Center for Student Services (Admissions, Business Office, Financial Aid Office, President's Office)	CSS
Granger Center for Construction and HVACR (School of Built Environment)	GRN	Top Taggart Field	TTF
Hagerman Pharmacy Building (College of Pharmacy)	PHR	Travis Hall	TRV
Hallisy Hall	HAL	University Center (Center for Leadership, Activities and Career Services, Event Center, Fine Art Gallery, First Lady's Attic, Student Government, Quad Cafe, Starbucks, Telecommunications Technology Services, Veterans Association)	UCB
Heavy Equipment (College of Engineering Technology)	HEC		
Henderson Hall	HEN	Vandercook Hall	VAN
Institute for Construction Education and Training	ICT	Ward Hall	WAR
Interdisciplinary Resource Center	IRC	West Building	WES
Johnson Hall (College of Engineering Technology)	JOH	West Campus Apartments	WCA
Katke Golf Course	KAT	West Campus Community Center	WCC
Knollcrest Commons (Professional Golf Management)	KNO	West Commons	WCO
McKessy House	MCK	Williams Auditorium	WIL
McNerney Hall	MCN	Wheeler Pavilion (Top Taggart Field)	TTF
Merrill Hall	MER		
Michigan College of Optometry (College of Optometry, University Eye Center)	MCO		
Miller Hall	MIL		



Driving Directions to Big Rapids Campus

Driving from East (Detroit): Take I-96 West to Grand Rapids. Take US-131 North to Big Rapids, Exit 139. Turn right and follow Perry Street 1.7 miles to the last stop light which is State Street (Business Loop-131). Proceed straight through the stoplight into the main campus.

Driving from East (Flint): Take I-69 West to Lansing. Take I-96 West to Grand Rapids. Take US-131 North to Big Rapids, Exit 139. Turn right and follow Perry Street 1.7 miles to the last stop light which is State Street (Business Loop-131). Proceed straight through the stoplight into the main campus.

Driving from East (Mt. Pleasant): Take M-20 West to Big Rapids, turn south (left) on State Street. Follow State Street (which is Business Loop-131) and stay in the left lane. You will drive past Burger King (which is on your right). Turn left at the next stoplight (Perry Street), which is the main entrance to campus.

Driving from North (Cadillac): US-131 South to Big Rapids, Exit 139. Turn left and follow Perry Street 1.7 miles to the last stop light which is State Street (Business Loop-131). Proceed straight through the stoplight into the main campus.

Driving from North (Old US-131): Continue on Old US-131 (which is State Street), stay in the left lane. You will drive past Burger King (which is on your right). Turn left at the next stoplight (Perry Street), which is the main entrance to campus.

Driving from South (Grand Rapids and Kalamazoo): US-131 North to Big Rapids, Exit 139. Turn right and follow Perry Street 1.7 miles to the last stop light which is State Street (Business Loop-131). Proceed straight through the stoplight into the main campus.

Driving from West: Take M-20 East to Stanwood and then US-131 North to Big Rapids, exit 139. Turn right and follow Perry Street 1.7 miles to the last stop light which is State Street (Business Loop-131). Proceed straight through the stoplight into the main campus.

MICHIGAN PUBLIC
UNIVERSITIES

ENROLLMENT MICHIGAN PUBLIC UNIVERSITIES

	<u>Fall 2013</u>	<u>Fall 2014</u>	<u>Fall 2015</u>	<u>Fall 2016</u>	<u>Fall 2017*</u>
Central Michigan University	26,902	27,069	26,968	24,445	23,066
Eastern Michigan University	23,477	22,261	21,634	21,105	20,313
Ferris State University	14,707	14,600	14,715	14,187	13,798
Grand Valley State University	24,477	25,094	25,325	25,460	25,049
Lake Superior State University	2,422	2,260	2,142	2,229	2,138
Michigan State University	49,343	50,085	50,543	50,344	50,019
Michigan Tech University	6,979	7,140	7,242	7,270	7,319
Northern Michigan University	8,879	8,781	8,303	7,750	7,612
Oakland University	20,169	20,004	20,261	20,012	19,333
Saginaw Valley State University	10,245	9,829	9,766	9,165	8,662
University of Michigan - Ann Arbor	43,710	43,625	43,651	44,718	46,002
University of Michigan - Dearborn	9,003	9,193	9,083	9,131	9,339
University of Michigan - Flint	8,555	8,574	8,470	8,044	7,836
Wayne State University	27,897	27,578	27,222	27,298	27,089
Western Michigan University	24,294	23,914	23,556	23,252	22,894

Note: Fall numbers are from MASU Enrollment Report. Fall 2012-Fall 2016 were updated to match MASU Enrollment Report.

*Enrollment numbers are Preliminary and will be finalized next year.

Source: Budget Office

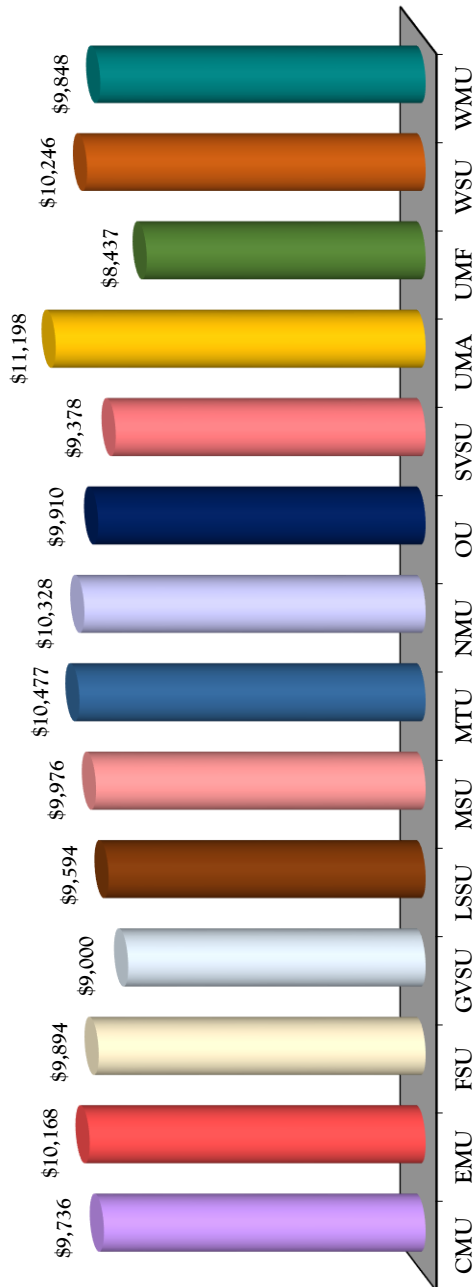
**BUDGETARY PLANNING AND ANALYSIS
SUMMARY OF 2017-18 TUITION & FEES AND ROOM & BOARD
MICHIGAN PUBLIC UNIVERSITIES**

	<u>FY-18 TUITION</u>	<u>TUITION RANK</u>	<u>FY-18 ROOM & BOARD</u>	<u>ROOM & BOARD RANK</u>	<u>FY-18 TOTAL COST</u>	<u>TOTAL COST RANK</u>
Central Michigan	\$12,510	5	\$9,736	10	\$22,246	7
Eastern Michigan	\$12,219	9	\$10,168	5	\$22,387	5
Ferris State	\$12,180	10	\$9,894	8	\$22,074	9
Grand Valley	\$11,994	11	\$9,000	13	\$20,994	11
Lake Superior	\$11,622	12	\$9,594	11	\$21,216	10
Michigan State	\$14,516	3	\$9,976	6	\$24,492	3
Michigan Tech	\$15,074	1	\$10,477	2	\$25,551	2
Northern Michigan	\$10,490	14	\$10,328	3	\$20,818	12
Oakland	\$12,420	7	\$9,910	7	\$22,330	6
Saginaw Valley	\$9,819	15	\$9,378	12	\$19,197	14
University of Michigan	\$14,826	2	\$11,198	1	\$26,024	1
UM - Dearborn	\$12,472	6	\$0	N/A	N/A	N/A
UM - Flint	\$11,334	13	\$8,437	14	\$19,771	13
Wayne State	\$12,729	4	\$10,246	4	\$22,975	4
Western Michigan	\$12,243	8	\$9,848	9	\$22,091	8
UNWEIGHTED AVERAGE	\$12,430		\$9,871		\$22,298	

Note: FTIAC rates.

Source: MASU Tuition & Fees Report, State Universities of Michigan

Annual Room and Board Costs FY 2018

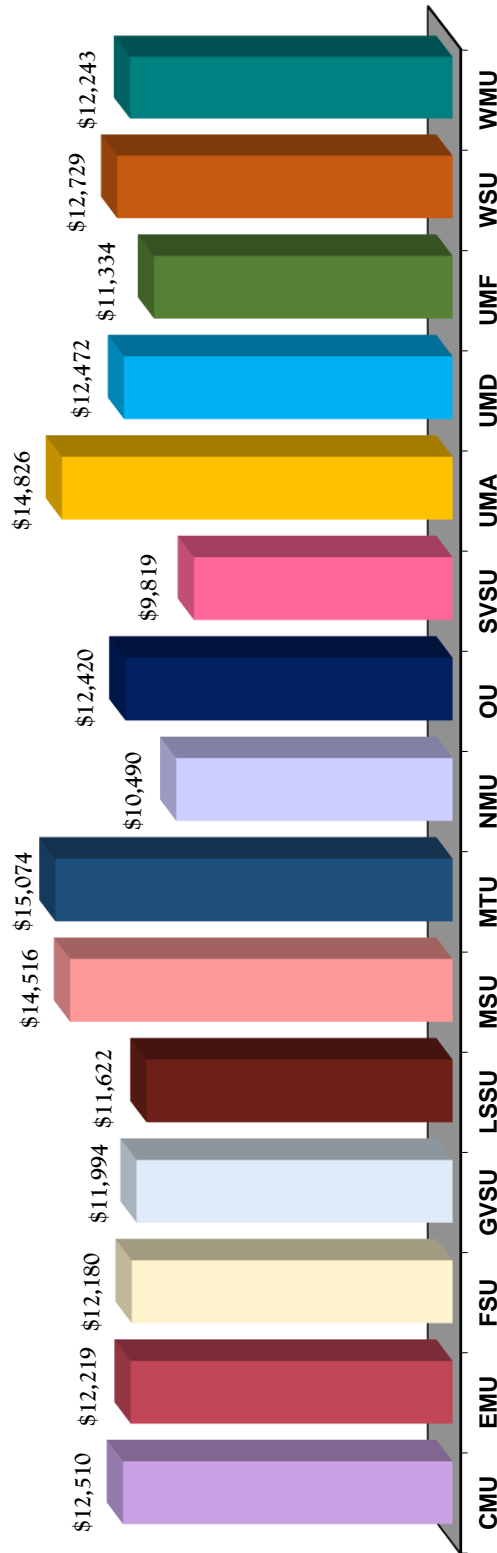


Five Year Trend

	FY '14	FY '15	FY '16	FY '17	FY '18
CMU	\$8,544	\$8,780	\$9,088	\$9,406	\$9,736
EMU	8,286	8,940	9,344	9,592	10,168
FSU	8,910	9,168	9,434	9,652	9,894
GVSU	8,080	8,200	8,360	8,740	9,000
LSSU	8,728	8,987	9,290	9,442	9,594
MSU	8,806	9,154	9,474	9,734	9,976
MTU	9,175	9,516	9,857	10,105	10,477
NMU	8,696	8,954	9,286	9,838	10,328
OU	8,576	8,895	9,250	9,620	9,910
SVSU	8,190	8,400	8,600	9,236	9,378
UMA	9,966	10,246	10,554	10,872	11,198
UMF	7,703	7,911	9,527	8,178	8,437
WSU	9,264	9,713	9,713	9,811	10,246
WMU	8,687	8,943	9,238	9,561	9,848

Source: Office of Budgetary Planning & Analysis/MASU Tuition & Fees Report

Annual Tuition and Required Fees FY 2018



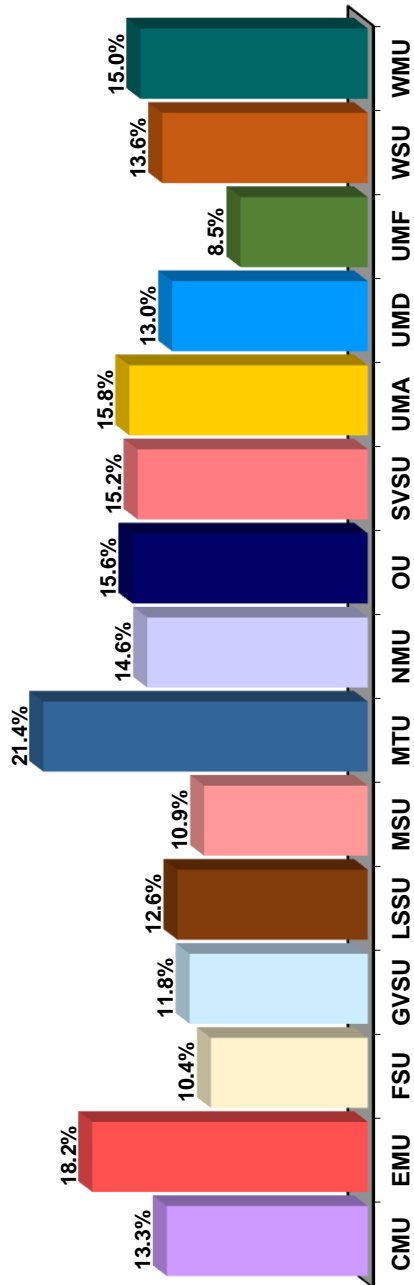
Five Year Trend

	FY '14	FY '15	FY '16	FY '17	FY '18
CMU	\$11,220	\$11,550	\$11,850	\$12,150	\$12,510
EMU	9,364	9,663	10,417	11,559	12,219
FSU	10,950	11,190	11,460	11,760	12,180
GVSU	10,454	10,752	11,078	11,520	11,994
LSSU	10,210	10,498	10,767	11,214	11,622
MSU	12,915	13,252	13,612	14,115	14,516
MTU	13,728	14,040	14,286	14,634	15,074
NMU	9,037	9,559	9,860	10,012	10,490
OU	10,613	10,613	11,513	11,970	12,420
SVSU	8,423	8,691	8,969	9,345	9,819
UMA	13,142	13,486	13,856	14,402	14,826
UMD	10,614	10,952	11,304	12,032	12,472
UMF	9,844	10,138	10,458	10,884	11,334
WSU	11,094	11,448	11,814	12,269	12,729
WMU	10,655	10,985	11,329	11,793	12,243

Source: Office of Budgetary Planning & Analysis/MASU Tuition & Fees Report

Note: Based on FTIAC Tuition Rates

Financial Aid as a Percent of Total General Fund Spending FY 2017

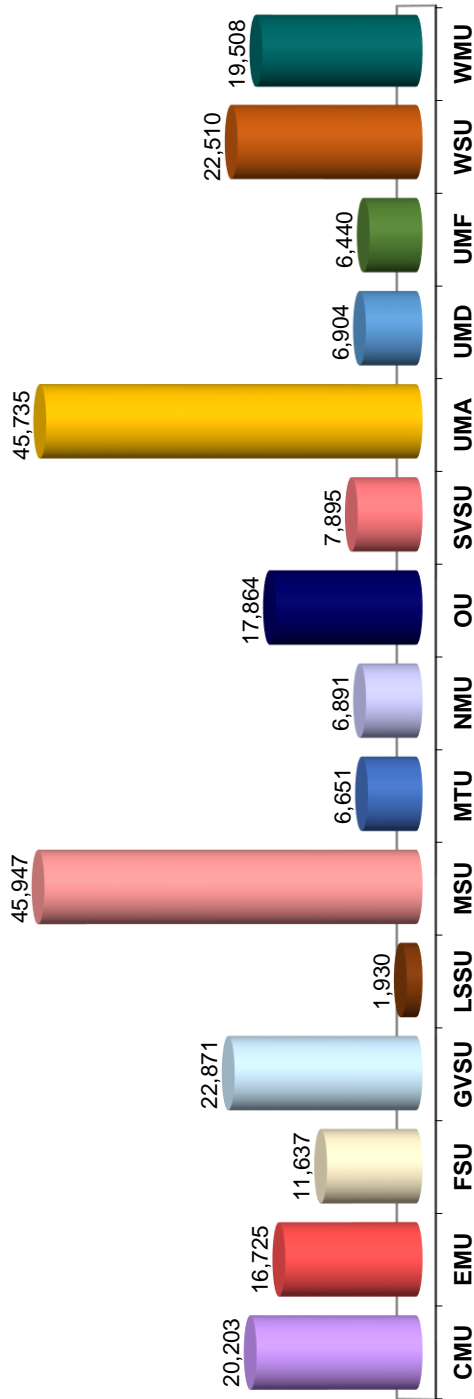


Five Year Trend

	FY '13	FY '14	FY '15	FY '16	FY '17
CMU	8.3%	7.5%	7.8%	8.9%	13.3%
EMU	13.4%	14.4%	15.2%	17.7%	18.2%
FSU	9.5%	9.5%	10.1%	9.7%	10.4%
GVSU	11.0%	10.8%	10.7%	10.9%	11.8%
LSSU	13.2%	13.9%	14.6%	12.2%	12.6%
MSU	9.7%	9.7%	9.9%	10.2%	10.9%
MTU	17.3%	17.5%	18.2%	19.8%	21.4%
NMU	12.9%	13.5%	14.5%	15.2%	14.6%
OU	12.6%	14.4%	14.2%	15.2%	15.6%
SVSU	10.4%	11.5%	12.2%	14.2%	15.2%
UMA	12.2%	12.5%	13.3%	13.8%	15.8%
UMD	9.7%	10.1%	10.5%	11.0%	13.0%
UMF	6.5%	7.2%	6.7%	6.7%	8.5%
WSU	10.6%	10.6%	11.2%	12.7%	13.6%
WMU	14.3%	14.2%	14.3%	14.5%	15.0%

Source: Office of Budgetary Planning & Analysis

Full Year-Equated Students FY 2017

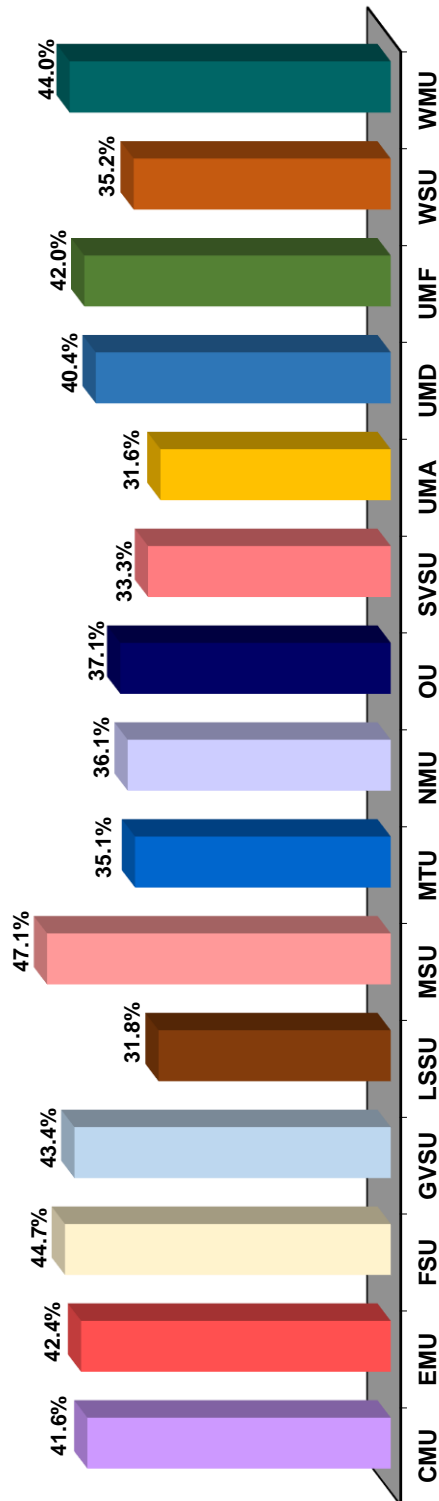


Five Year Trend

	FY '13	FY '14	FY '15	FY '16	FY '17
CMU	21,694	20,891	21,278	20,804	20,203
EMU	18,358	18,358	17,493	17,226	16,725
FSU	12,206	12,141	12,134	12,127	11,637
GVSU	22,271	22,181	22,446	22,705	22,871
LSSU	2,238	2,174	2,113	1,976	1,930
MSU	45,446	45,959	46,138	46,248	45,947
MTU	6,135	6,474	6,501	6,728	6,651
NMU	8,257	8,031	7,716	7,383	6,891
OU	16,699	17,088	17,409	17,841	17,864
SVSU	9,025	8,824	8,540	8,321	7,895
UMA	43,761	43,832	43,817	43,693	45,735
UMD	6,687	6,648	6,738	6,782	6,904
UMF	6,760	6,895	6,904	6,696	6,440
WSU	23,301	22,643	22,444	22,344	22,510
WMU	20,978	20,593	20,318	19,907	19,508

Source: Office of Budgetary Planning & Analysis

Instruction as a Percent of Total General Fund Spending FY 2017

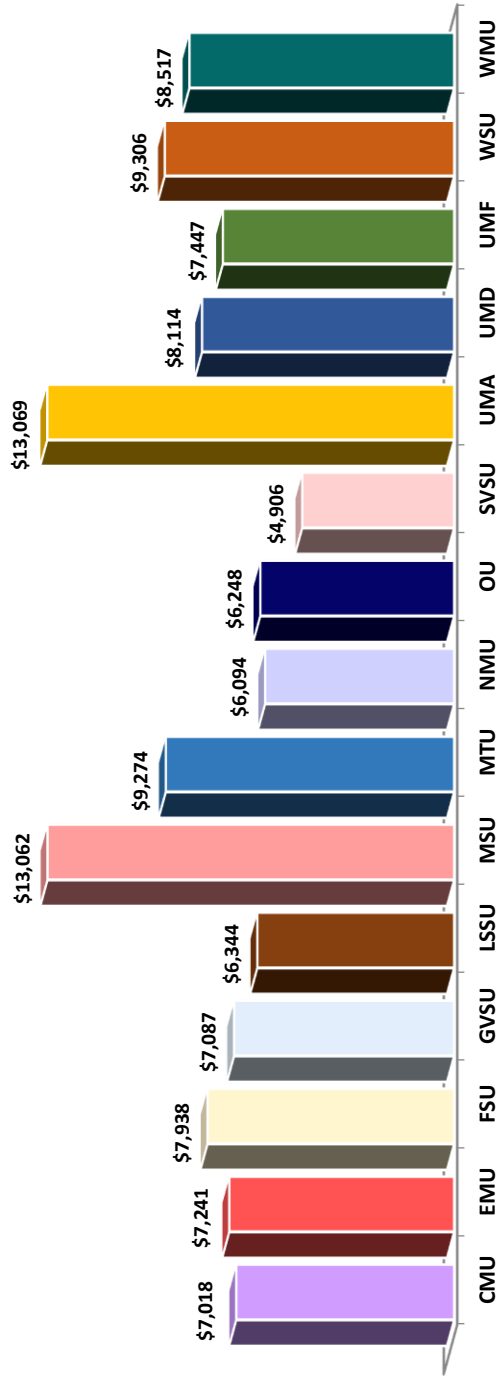


Five Year Trend

	FY '13	FY '14	FY '15	FY '16	FY '17
CMU	41.8%	41.7%	37.9%	39.8%	41.6%
EMU	43.0%	42.5%	42.8%	41.9%	42.4%
FSU	44.1%	43.3%	44.6%	45.0%	44.7%
GVSU	43.3%	43.0%	41.9%	41.7%	43.4%
LSSU	32.5%	29.9%	31.0%	43.8%	31.8%
MSU	41.3%	42.5%	43.3%	43.7%	47.1%
MTU	35.4%	31.2%	33.5%	33.1%	35.1%
NMU	36.9%	38.9%	36.0%	36.5%	36.1%
OU	39.2%	38.5%	37.6%	36.1%	37.1%
SVSU	30.2%	34.7%	34.3%	33.7%	33.3%
UMA	29.3%	29.3%	29.6%	30.1%	31.6%
UMD	42.0%	41.7%	41.2%	39.6%	40.4%
UMF	41.5%	41.1%	42.2%	41.4%	42.0%
WSU	37.0%	37.2%	42.9%	35.6%	35.2%
WMU	42.0%	42.3%	41.6%	42.4%	44.0%

Source: Office of Budgetary Planning & Analysis

Instructional Cost (Spending) per Student FY 2017

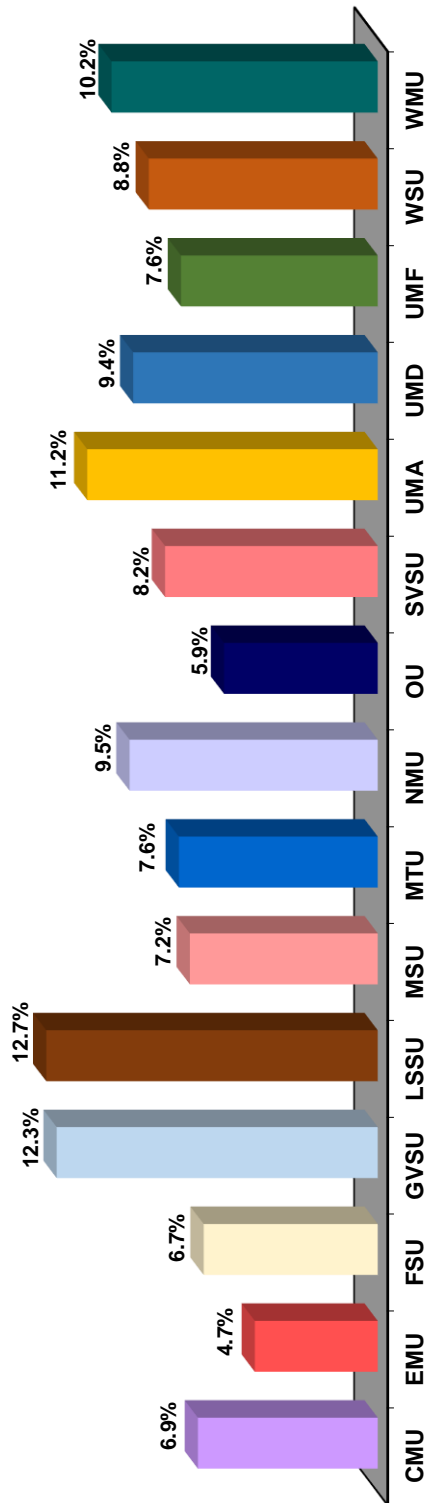


Five Year Trend

	FY '13	FY '14	FY '15	FY '16	FY '17
CMU	\$6,063	\$6,551	\$6,382	\$6,733	\$7,018
EMU	\$6,599	\$6,595	\$6,982	\$7,163	\$7,241
FSU	\$7,041	\$7,121	\$7,734	\$8,010	\$7,938
GVSU	\$6,283	\$6,504	\$6,635	\$6,826	\$7,087
LSSU	\$5,082	\$4,929	\$5,570	\$6,617	\$6,344
MSU	\$10,208	\$11,062	\$11,559	\$12,141	\$13,062
MTU	\$9,390	\$9,048	\$9,172	\$8,774	\$9,274
NMU	\$5,464	\$6,084	\$5,858	\$6,178	\$6,094
OU	\$5,603	\$5,763	\$5,974	\$6,093	\$6,248
SVSU	\$4,368	\$4,569	\$4,794	\$4,969	\$4,906
UMA	\$11,439	\$11,720	\$11,902	\$12,482	\$13,069
UMD	\$7,500	\$7,643	\$7,897	\$7,857	\$8,114
UMF	\$6,019	\$6,348	\$6,864	\$7,338	\$7,447
WSU	\$9,295	\$9,630	\$9,962	\$9,362	\$9,306
WMU	\$7,051	\$7,579	\$7,666	\$8,220	\$8,517

Source: Office of Budgetary Planning & Analysis

Plant Spending as a Percent of Total General Fund Spending FY 2017

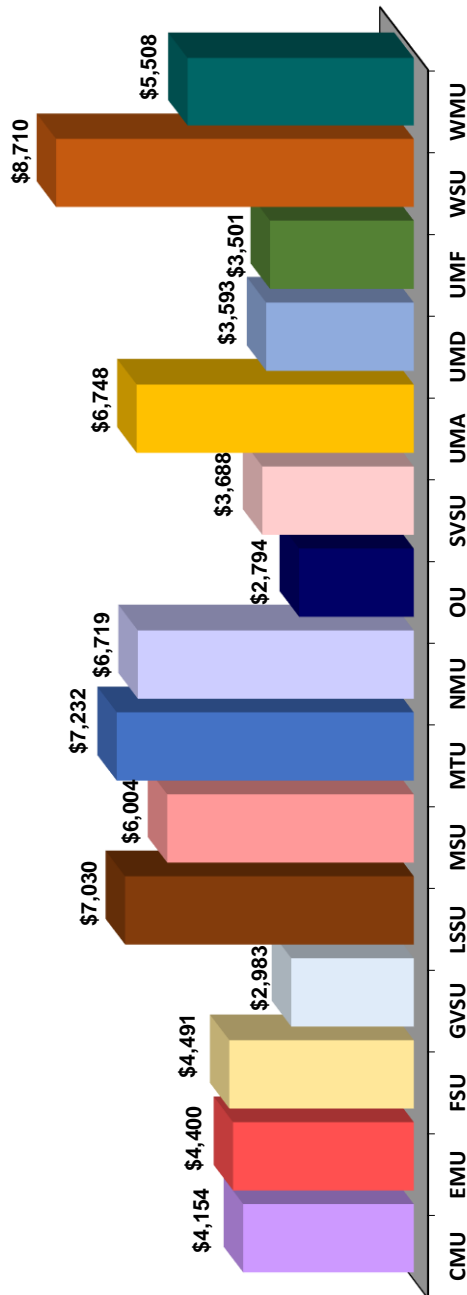


Five Year Trend

	FY '13	FY '14	FY '15	FY '16	FY '17
CMU	7.2%	7.1%	6.6%	6.9%	6.9%
EMU	5.2%	5.1%	5.0%	4.7%	4.7%
FSU	7.2%	7.0%	6.8%	6.9%	6.7%
GVSU	19.1%	16.5%	11.1%	12.4%	12.3%
LSSU	13.6%	14.6%	13.9%	17.7%	12.7%
MSU	8.0%	8.3%	7.6%	7.1%	7.2%
MTU	7.4%	7.6%	6.7%	6.6%	7.6%
NMU	9.2%	10.1%	9.7%	9.9%	9.5%
OU	6.9%	6.9%	6.5%	6.2%	5.9%
SVSU	8.9%	9.4%	8.6%	8.3%	8.2%
UMA	11.2%	11.0%	10.9%	10.5%	11.2%
UMD	10.3%	10.3%	9.4%	8.9%	9.4%
UMF	9.3%	8.4%	8.0%	7.6%	7.6%
WSU	9.7%	9.4%	5.3%	8.9%	8.8%
WMU	10.1%	9.9%	9.9%	10.1%	10.2%

Source: Office of Budgetary Planning & Analysis

State Appropriations per FYES FY 2017

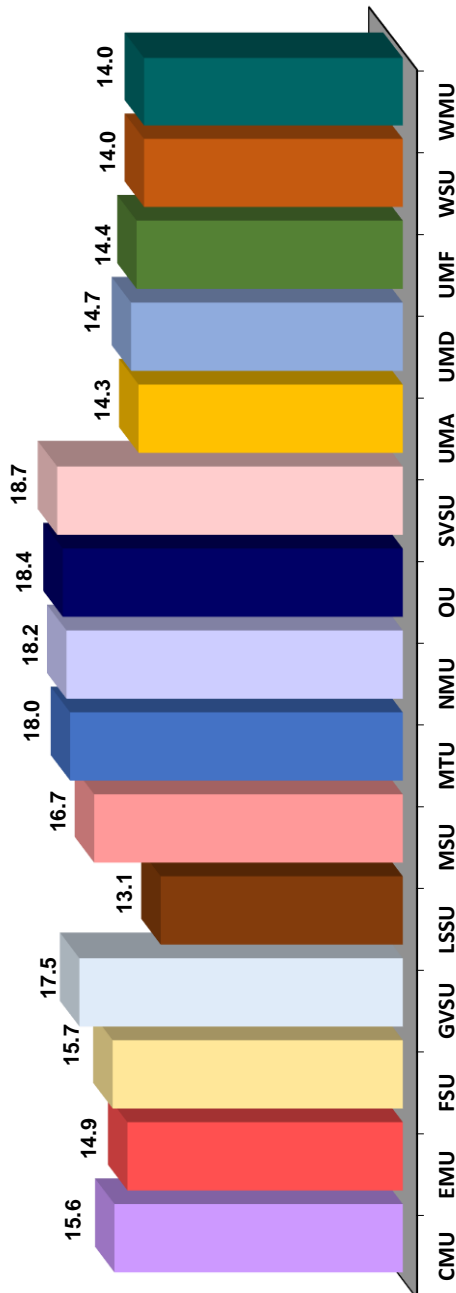


Five Year Trend

	FY '13	FY '14	FY '15	FY '16	FY '17
CMU	\$3,279	\$3,520	\$3,718	\$3,889	\$4,154
EMU	\$3,624	\$3,665	\$4,103	\$4,228	\$4,400
FSU	\$3,632	\$3,759	\$4,045	\$4,142	\$4,491
GVSU	\$2,489	\$2,607	\$2,813	\$2,864	\$2,983
LSSU	\$5,382	\$5,626	\$6,049	\$6,672	\$7,030
MSU	\$5,392	\$5,431	\$5,731	\$5,796	\$6,004
MTU	\$6,940	\$6,715	\$7,064	\$6,935	\$7,232
NMU	\$4,948	\$5,198	\$5,738	\$6,098	\$6,719
OU	\$2,693	\$2,672	\$2,778	\$2,780	\$2,794
SVSU	\$2,843	\$2,945	\$3,233	\$3,379	\$3,688
UMA	\$6,265	\$6,371	\$6,737	\$6,853	\$6,748
UMD	\$3,325	\$3,386	\$3,516	\$3,538	\$3,593
UMF	\$2,888	\$2,892	\$3,091	\$3,250	\$3,501
WSU	\$7,871	\$8,099	\$8,489	\$8,564	\$8,710
WMU	\$4,551	\$4,724	\$5,057	\$5,232	\$5,508

Source: Office of Budgetary Planning & Analysis

Student-to-Faculty Ratio FY 2017



Five Year Trend

	FY '13	FY '14	FY '15	FY '16	FY '17
CMU	16.8	15.8	16.6	15.0	15.6
EMU	17.3	15.6	14.1	14.6	14.9
FSU	16.1	16.2	16.0	15.9	15.7
GVSU	17.9	17.8	17.5	17.6	17.5
LSSU	13.7	16.5	12.2	12.6	13.1
MSU	18.2	18.3	17.8	16.1	16.7
MTU	15.3	16.1	16.3	17.1	18.0
NMU	18.6	21.0	18.3	18.4	18.2
OU	18.9	18.8	18.6	17.4	18.4
SVSU	18.9	20.2	20.1	19.1	18.7
UMA	14.9	14.7	14.4	13.9	14.3
UMD	14.9	14.8	14.6	14.7	14.7
UMF	16.9	15.7	15.2	14.2	14.4
WSU	13.8	12.5	13.0	12.1	14.0
WMU	14.8	14.5	14.8	13.6	14.0

Source: Office of Budgetary Planning & Analysis

Ferris State University Non-Discrimination Statement

Ferris State University does not discriminate on the basis of race, color, religion or creed, national origin, sex, sexual orientation, gender identity, age, marital status, veteran or military status, height, weight, protected disability, genetic information, or any other characteristic protected by applicable State or federal laws or regulations in education, employment, housing, public services, or other University operations, including, but not limited to, admissions, programs, activities, hiring, promotion, discharge, compensation, fringe benefits, job training, classification, referral, or retention. Retaliation against any person making a charge, filing a legitimate complaint, testifying, or participating in any discrimination investigation or proceeding is prohibited.

Students with disabilities requiring assistance or accommodation may contact Educational Counseling & Disabilities Services at (231) 591-3057 in Big Rapids, or the Director of Counseling, Disability & Tutoring Services for Kendall College of Art and Design at (616) 451-2787 ext. 1136 in Grand Rapids. Employees and other members of the University community with disabilities requiring assistance or accommodation may contact the Human Resources Department, 420 Oak St., Big Rapids, MI 49307 or call (231) 591-2150.

Inquiries and complaints of disability discrimination may be addressed to the 504 Coordinator/Educational Counselor, 901 S. State St., Starr 313, Big Rapids, MI 49307 or by telephone at (231) 591-3057. Other inquiries or complaints of discrimination may be addressed to the Director of Equal Opportunity, 120 East Cedar St., Big Rapids, MI 49307 or by telephone at (231) 591-2152; or Title IX Coordinator, 805 Campus Dr., Big Rapids, MI 49307, or by telephone at (231) 591-2088. On the KCAD Grand Rapids campus, contact the Title IX Deputy Coordinator, 17 Fountain St., Grand Rapids, MI, (616) 451-2787 ext. 1113.

Reference:

Ferris State University Board Policy Part 7. Equal Opportunity and Non-Discrimination Policy, Subpart 7-3