



FACT BOOK

2015 – 2016



INSTITUTIONAL RESEARCH & TESTING
FERRIS STATE UNIVERSITY

January 2016

Dear Colleague:

The *Ferris State University Fact Book* is an annual project conducted as a service to the university community by the Office of Institutional Research and Testing, in the Division of Student Affairs. This 25th edition is a document designed to answer the most frequently asked questions about Ferris State University.

New additions to the Fact Book this year include additions to General Information – Points of Interest. New Points of Interest this year are the Jim Crow Museum, First Lady's Attic, the Rock Café and the Quad Café. New also this year, are links on the website to Fact Book excel files. (Links at bottom of page)

To access the current Fact Book, as well as previous editions on the Ferris State University website, go to www.ferris.edu and click on "Resources", "Quick Links", "Inst. Research/Testing." Under the Institutional Research heading, select "Fact Book Downloads." As an alternative, you can simply type the words "Fact Book" in the search box located on the Ferris homepage. **NEW** – on the website under the Fact Book Downloads heading is the heading "Fact Book Excel Files" here you will find excel files for Enrollment by Program by College, Degrees Conferred by Program by College, Enrollment Summary, and Enrollment Summary by College.

We would like to thank the many offices that assist us with the development of the information for the Fact Book. Please do not hesitate to contact us if you have any questions or have ideas for future editions of the Fact Book.

Robin Carter
Research & Testing Analyst

Mitzi Day
Director of Institutional Research

Ferris State University
Division of Student Affairs
Office of Institutional Research and Testing
CSS 313
(231) 591-3628

Link to Fact Book Downloads: <http://www.ferris.edu/HTMLS/admision/testing/factbook/homepage.htm>

Link to Fact Book Excel Files: <http://www.ferris.edu/HTMLS/admision/testing/factbook/excelpage.htm>

TABLE OF CONTENTS

GENERAL INFORMATION

Mission Statement/Vision Statement/Core Values	1
History/Location/Campus Size/Academic Colleges/Academic Services/Admissions.....	2
Educational Programs/Financial Aid.....	3
Accreditation	4
Student Costs.....	5
Kendall Student Costs.....	6
Athletics/Center for Latin@ Studies/Diversity and Inclusion Office/Entertainment Unlimited	7
Center for Leadership, Activities and Career Services	8
Corporate & Professional Development.....	9
Educational Counseling and Disabilities Services Office	10
Extended & International Operations	11
Library (FLITE)	12
Library Statistics.....	13
Gifts to the University.....	14
Housing & Residence Life	15
Information Technology Services	16
Intramural and Recreational.....	17
Kendall College of Art and Design.....	17
Multicultural Student Services/Transfer and Secondary School Partnerships	20
Retention and Student Success/Student Affairs/Student Employment	21
Ferris Buildings and Points of Interest	22
Ferris State University Calendar	29
Telephone Numbers (frequently used).....	31
Educational Grants and Scholarships/Institutional Loans	32

ENROLLMENT

Total Headcount Enrollment, Fall 1984-2015.....	39
Enrollment by County (map)	40
Enrollment by State (map).....	41
Enrollment by County.....	42
Enrollment by State & Country.....	43
5-Year Enrollment by College	44
Percent of Students by College.....	45
FYES Enrollment per FTE Faculty	46
Enrollment Summary	47
Enrollment Summary by College (AS & BUS).....	48
Enrollment Summary by College (EHS & TEC)	49
Enrollment Summary by College (HP & KEN)	50
Enrollment Summary by College (OPT & PHR)	51
Enrollment Summary by College (CPT & UNV)	52
Comparative Enrollment Report by College	53
SCH/FTE/FYES	54
Degree and Non-Degree Seeking Student Enrollment	55
Comparative Fall Enrollment and SCH Production By Site	56
Total Headcount Enrollment Compared to FTE.....	57
Enrollment by Race/Ethnicity	58
Ethnic Distribution by College	59
Enrollment by Program (Arts & Sciences).....	60

TABLE OF CONTENTS

Enrollment by Program (Business)	62
Enrollment by Program (Education & Human Services).....	64
Enrollment by Program (Engineering Technology).....	66
Enrollment by Program (Health Professions)	69
Enrollment by Program (Kendall College of Art & Design)	71
Enrollment by Program (Michigan College of Optometry at FSU).....	73
Enrollment by Program (Pharmacy)	73
Enrollment by Program (College of Professional & Technological Studies).....	73
Enrollment by Program (University College)	74
Retention Rates	75
Graduation Rates	76
FTIAC Fall-to-Fall Retention & College Semester by Semester Retention	77
HS GPA & ACT Scores/Average Credits Taken	78
Student Credit Hours by College.....	79
Transfer In Students	80
Transfer Out Students	81
Enrollment Summary of Students by Age.....	82

DEGREES

Degrees Conferred by Program (Arts & Sciences)	83
Degrees Conferred by Program (Business)	84
Degrees Conferred by Program (Education & Human Services).....	86
Degrees Conferred by Program (Engineering Technology)	87
Degrees Conferred by Program (Health Professions)	89
Degrees Conferred by Program (Kendall College of Art & Design).....	90
Degrees Conferred by Program (Michigan College of Optometry at FSU)	91
Degrees Conferred by Program (Pharmacy)	91
Degrees Conferred by Program (College of Professional & Technological Studies)	91
Degrees Conferred at Ferris State University	92
Approved Programs.....	93

FACULTY/STAFF

University Staff by Job Category & Gender (Full-Time)	99
University Staff by Job Category & Gender (Part-Time)	100
University Staff by Job Category & Gender (Total)	101
Fall Faculty and Staff by Race/Ethnicity and Gender.....	102
Distinguished Teacher Awards.....	103

ORGANIZATIONAL CHARTS

Board of Trustees.....	105
Executive Division	106
President’s Council	107
Academic Affairs Division	108
Office of Academic Affairs	109
Academic Affairs Division/College of Arts & Sciences	110
Academic Affairs Division/College of Business	111
Academic Affairs Division/College of Education & Human Services.....	112
Academic Affairs Division/College of Engineering Technology.....	113
Academic Affairs Division/College Health Professions	114

TABLE OF CONTENTS

Academic Affairs Division/College of Pharmacy	115
Academic Affairs Division/Kendall College of Art & Design	116
Academic Affairs Division/Michigan College of Optometry at FSU	117
Academic Affairs Division/Extended & International Operations	118
Academic Affairs Division/Library	119
Academic Affairs Division/Retention and Student Success	120
Administration and Finance Division	121
Governmental Relations & General Counsel	122
Student Affairs Division	123
Student Affairs Division/Enrollment Services	124
University Advancement and Marketing Division	125
ALUMNI	
Alumni by State	127
Alumni by Country	128
Alumni by College	129
Placement Rates	130
Recipients of Alumni Awards	131
FINANCIAL AID	
Financial Aid Applicants & Aid Awarded	133
Financial Aid Disbursements/Student Loan Debt/Three-Year Official Cohort Default Rate	134
BUDGET	
General Fund Operating Budget	135
Revenue Summary	136
Expenditure Summary	137
FACILITIES	
Statement of Facilities at the Big Rapids Campus (General Fund)	139
Statement of Facilities at the Big Rapids Campus (Non-General Fund)	140
Ferris State University Campus Map	141
Directions to Ferris State University Big Rapids Campus	142
MICHIGAN PUBLIC UNIVERSITY COMPARISONS	
Enrollment Michigan Public Universities	143
Summary of Tuition/Fees and Room/Board	144
Annual Room and Board Costs	145
Annual Tuition and Required Fees	146
Financial Aid as % of Total General Fund Spending	147
Full Year Equated Students	148
Instruction as a % of Total General Fund Spending	149
Instructional Cost (Spending) per Student	150
Plant Spending as a % of Total General Fund Spending	151
State Appropriations per FYES	152
Student-to-Faculty Ratio	153

GENERAL INFORMATION

MISSION STATEMENT

Ferris State University prepares students for successful careers, responsible citizenship, and lifelong learning. Through its many partnerships and its career-oriented, broad-based education, Ferris serves our rapidly changing global economy and society.

VISION STATEMENT

Ferris State University will be:

The recognized leader in integrative education, where theory meets practice throughout the curriculum, and where multi-disciplinary skills important in a global economy are developed with the result that Ferris State University will also be:

- The preferred choice for students who seek specialized, innovative, career- and life-enhancing education
- The premier educational partner for government, communities, agencies, businesses, and industries through applied research and joint ventures
- A stimulating, student-centered academic environment that fosters life-long engagement, leadership, citizenship, and continuing intellectual development
- A university that aligns its practices and resources in support of its core values of collaboration, diversity, ethical community, excellence, learning, and opportunity

CORE VALUES

- **Collaboration:** Ferris contributes to the advancement of society by building partnerships with students, alumni, business and industry, government bodies, accrediting agencies, and the communities the University serves.
- **Diversity:** By providing a campus which is supportive, safe, and welcoming, Ferris embraces a diversity of ideas, beliefs, and cultures.
- **Ethical Community:** Ferris recognizes the inherent dignity of each member of the University community and treats everyone with respect. Our actions are guided by fairness, honesty, and integrity.
- **Excellence:** Committed to innovation and creativity, Ferris strives to produce the highest quality outcomes in all its endeavors.
- **Learning:** Ferris State University values education that is career-oriented, balances theory and practice, develops critical thinking, emphasizes active learning, and fosters responsibility and the desire for the lifelong pursuit of knowledge.
- **Opportunity:** Ferris, with a focus on developing career skills and knowledge, provides opportunities for civic engagement, leadership development, advancement, and success.

GENERAL INFORMATION

HISTORY

Ferris State University is recognized for its career-focused majors that give our students the education they need to meet the challenges of a changing economy. Founded in 1884 on the concept of providing students with marketable skills, Ferris was established by Woodbridge N. Ferris (1853-1928), a distinguished Michigan educator and politician who served two terms as the state's governor and was elected a United States Senator. Ferris was a private institute until 1950, when it joined the state higher education system. The college obtained university status in 1987.

LOCATION

Ferris State University's main campus is located in Big Rapids, a west central Michigan town of approximately 10,600 in the vacation-recreation region. In addition to being home of Ferris State University, Big Rapids is the county seat of Mecosta County. The 935-acre campus is readily accessible by the US-131 expressway and state highway M-20. Big Rapids is 55 miles north of Grand Rapids and within 200 miles of Chicago and Detroit.

CAMPUS SIZE

935 acres

ACADEMIC COLLEGES

College of Arts and Sciences
College of Business
College of Education and Human Services
College of Engineering Technology
College of Health Professions
College of Pharmacy
Kendall College of Art and Design
Michigan College of Optometry at FSU

ACADEMIC SERVICES

Extended and International Operations
Retention and Student Success

ADMISSIONS

Current admission criteria for new students require all incoming freshmen students to submit ACT or SAT test scores along with official high school transcripts or official GED scores prior to an admission decision. Transfer students are required to submit official transcripts from all colleges attended as well as official high school transcripts and test scores to achieve a complete academic profile. Students fulfilling both university and program entrance requirements will be granted admission.

EDUCATIONAL PROGRAMS

Ferris offers more than 200 educational programs through the Colleges of Arts and Sciences, Business, Education and Human Services, Engineering Technology, Health Professions, Kendall College of Art and Design, Michigan College of Optometry, and Pharmacy and through the offices of Extended and International Operations and Retention and Student Success. These programs lead to master, bachelor, and associate degrees as well as certificates. Master's degrees are offered specifically in Business Administration, Career and Technical Education, Criminal Justice, Curriculum and Instruction, Educational Leadership, Fine Arts, Information Security and Intelligence, Nursing, and Social Work. Ferris also offers a doctoral degree in Community College Leadership, Optometry, and Pharmacy.

Each college offers a cluster of related programs that are targeted to prepare students for specific careers, responsible citizenship, and lifelong learning.

FINANCIAL AID

More than 80% of the students presently enrolled in a degree-granting program at Ferris State University receive some type of financial aid through federal, state, institutional, private, and other sources including: scholarships, grants, loans, and student employment. Ferris State University awards more than \$177 in student aid annually.

Financial aid is primarily based on financial need and is intended to assist students whose families lack the total resources needed to pay for college. Information on financial aid programs available at Ferris may be obtained by contacting the Office of Scholarships and Financial Aid at (231) 591-2110 or via the Internet at <http://www.ferris.edu/> and clicking on the Financial Aid link. See Financial Aid details, on pages 139-140.

GENERAL INFORMATION

FERRIS STATE UNIVERSITY ACCREDITATION

**FSU and Kendall College of Art and Design are accredited by
The Higher Learning Commission of the North Central Association of Colleges and Schools
Kendall College of Art and Design is an accredited institutional member of
The National Association of Schools of Art and Design**

Accrediting Agencies

Accreditation Commission for Education in Nursing, Inc. (ACEN)
Accreditation Council for Business Schools & Programs (ACBSP)
Accreditation Council for Collegiate Graphic Communications, Inc. (ACCGC)
Accreditation Council for Pharmacy Education (ACPE)
Accreditation Council on Optometric Education (ACOE)
Accreditation Council on Optometric Education (ACOE)

Accreditation Council on Optometric Education (ACOE)

Accreditation Council on Optometric Education (ACOE)
Accreditation Council on Optometric Education (ACOE)
Accreditation Council on Optometric Education (ACOE)

Accreditation Council on Optometric Education (ACOE)

Accreditation Council on Optometric Education (ACOE)
Accreditation Council on Optometric Education (ACOE)
American Bar Association (ABA)
American Council for Construction Education (ACCE)
American Society of Health Systems Pharmacists
Association for Assessment and Accreditation of Laboratory Animal Care
International (AAALAC International)
Associated Equipment Distributors Foundation (AEDF)
Association of Nutrition and Food Service Professionals
Commission on Accreditation for Health Informatics and Information Management
Education (CAHIIM)
Commission on Accreditation for Health Informatics and Information Management
Education (CAHIIM)
Commission on Dental Accreditation (CODA)
Commission on Accreditation of Allied Health Program (CAAHEP)
Commission on Accreditation for Respiratory Care (CoARC)
Council for Accreditation of Educator Preparation (CAEP)
Council for Interior Design Accreditation
Council on Social Work Education (CSWE)
Engineering Technology Accreditation Commission of ABET (ETAC-ABET)
Engineering Technology Accreditation Commission of ABET (ETAC-ABET)
Engineering Technology Accreditation Commission of ABET (ETAC-ABET)
Engineering Accreditation Commission of ABET (EAC-ABET)
Engineering Technology Accreditation Commission of ABET (ETAC-ABET)
International Facility Management Association (IFMA)
Joint Review Committee on Education in Diagnostic Medical Sonography
Joint Review Committee on Education in Radiography Technology (JRCERT)
Joint Review Committee on Educational Programs in Nuclear Medicine Technology
(JRCNMT)
MI Commission of Law Enforcement Standards (MCOLES)
National Accrediting Agency for Clinical Lab. Sciences (NAACLS)
National Accrediting Agency for Clinical Lab. Sciences (NAACLS)
National Automotive Technicians Education Foundation (NATEF)

Pharmacy Group Practice Associates

Professional Golfers' Association of America (PGA)

SpartanNash

United States Professional Tennis Association, Inc. (USPTA)

Academic Program

Nursing - BSN and MSN Program
COB Programs
Graphic Communication and Graphic Mgmt
Pharmacy
Residency in Ocular Disease at TLC Eye Care of MI
Residency in Ocular Disease, Battle Creek VA Med. Ctr.
Residency in Primary Eye Care & Ocular Disease, VA
Northern Indiana Health Care Systems, Ft. Wayne
Residency in Ocular Disease, Wyoming VA Outpatient Clinic
Residency in Primary Care, Henry Ford OptimEyes, West Bloomfield
Residency in Ocular Disease and Primary Care, John D. Dingell VA Medical Center,
Detroit
Residency in Cornea and Contact Lenses, Michigan College of Optometry at Ferris
State University
Residency in Pediatrics, Michigan College of Optometry at Ferris State University
Optometry- O.D. – Full College
Legal Studies
Construction Management, BS
Meijer, Ferris State University and Pfizer Community Pharmacy Practice Residency

Animal Care Facility

Heavy Equipment Service Engineering Technology, BS
Dietary and Food Services Management (AAS)

Health Information Management

Health Information Technology

Dental Hygiene
Diagnostic Medical Sonography
Respiratory Care
School of Education
Interior Design, Kendall College of Art and Design
Social Work Program
Automotive Engineering Technology
Electrical/Electronic Engineering Technology, BS
Mechanical Engineering Technology (AAS and BS programs)
Surveying Engineering, BS
Welding Engineering Technology, BS
Facility Management
Diagnostic Medical Sonography
Radiography

Nuclear Medicine

Criminal Justice
Medical Laboratory Science
Medical Technology
Automotive Service Technology, Heavy Equip. Technology
Ferris State University College of Pharmacy Community Pharmacy Practice
Residency Program
PGA Golf Management
Ferris State University College of Pharmacy Community Pharmacy Practice
Residency Program
Professional Tennis Management

Source: Academic Affairs

STUDENT COSTS

The average annual cost for a Michigan resident to attend Ferris (based upon 2015-16 rates) including tuition for 15 credits, room and board, fees, and estimated academic and personal expenses is \$23,814 for Freshmen/Sophomores and \$24,114 for Juniors/Seniors*.

2015-16 Costs	Semester	Year
Undergraduate (Michigan Resident)		
Freshman/Sophomore Tuition (15 credits)	\$ 5,730	\$11,460
Junior/Senior Tuition (15 credits)*	\$ 5,880	\$11,760
Room & Board (Platinum)	\$ 5,042	\$ 10,084
Sub-Total Freshman/Sophomore	\$ 10,772	\$21,544
Sub-Total Junior/Senior *	\$ 10,922	\$ 21,844
Books & Supplies (estimate)	\$ 457	\$ 914
Personal Expenses (estimate)	\$ 597	\$ 1,194
Refundable Fees **	\$ 81	\$ 162
Total Expenses (estimate) Freshman/Sophomore	\$ 11,907	\$ 23,814
Total Expenses (estimate) Junior/Senior *	\$ 12,057	\$ 24,114

TUITION

Full-Time Student (15 credits)		
Undergraduate (Non-Resident)	\$ 8,595	\$ 17,190
Undergraduate (International)	\$ 9,240	\$ 18,480
Undergraduate Student	Freshman/Sophomore	Junior/Senior*
Michigan Resident	\$ 382/credit	\$ 392/credit
Non-Resident	\$ 573/credit	\$ 588/credit
International	\$ 616/credit	\$ 630/credit
Graduate Student		
Michigan Resident	\$ 527/credit	
Non-Resident & International	\$ 790/credit	
Doctoral Student	\$ 620/credit	
Professional Student	Pharmacy	Optometry
Michigan Resident	\$ 626/credit	\$ 638/credit
Non-Resident	\$ 939/credit	\$ 957/credit

*Undergraduate tuition rate for Junior and Senior students started Spring 2014.

**If requested during the first week of class, the Racquet Facility fee, Student Activity and Government fee and the Health Center fee will be deleted from the student's account. Cash refunds will only be granted for the Student Activity and Government fee if the student's account is paid in full, and only during the first week of classes.

Suites & Apartments

East Campus Suites (2 bedroom/person)	\$ 3,955/semester	\$ 7,910/year
East Campus Suites (4 bedroom/person)	\$ 2,944/semester	\$ 5,888/year
One Bedroom Apartment – East	\$ 3,678/semester	\$ 9,808/year
Two Bedroom Apartment – East	\$ 2,126/semester	\$ 5,669/year
Two Bedroom Townhouse – West Family	\$ 4,474/semester	\$ 11,931/year
Three Bedroom Townhouse – West Family	\$ 4,899/semester	\$ 13,037/year
West Single Per Room (single student)	\$ 589/month	\$ 7,067/year

GENERAL INFORMATION

KENDALL COLLEGE OF ART AND DESIGN OF FERRIS STATE UNIVERSITY

2015/2016 Tuition & Fees

Tuition per Credit Hour

Resident Undergraduate Gen Ed – US, US Territories, & Canada Freshman/Sophomore	\$382
Resident Undergraduate Gen Ed – US, US Territories, & Canada Junior/Senior	\$392
Resident Undergraduate Studio - US, US Territories, & Canada	\$830
International General Education Freshman/Sophomore	\$616
International General Education Junior/Senior	\$630
International Studio	\$1,324
Graduate – MFA/MAE	\$978
Graduate – MBA	\$577
Dual Enrollment (\$720 per 3 credit class)	\$240

Tuition Summary 2015-16 (15 credits/semester)

	Semester	Year
Resident UG General Ed		
Freshman/Sophomore	\$5,730	\$11,460
Junior/Senior	\$5,880	\$11,760
Resident UG Studio - US, US Territories, & Canada	\$12,450	\$24,900
International General Education		
Freshman/Sophomore	\$9,240	\$18,480
Junior/Senior	\$9,450	\$18,900
MFA/MAE Graduate	\$14,670	\$29,340
Resident MBA Graduate, Design & Innovation Mgmt.	\$8,655	\$17,310

Related Fees

Deferred Payment Charge	\$30	P Card Deposit	\$20
Digital Resource Class Fee	\$108	Print Management Fee	\$108
Enrollment Deposit	\$150	Sculpture/Woodworking/3D Studio Fee	\$178
Fashion Studies Studio Fee	\$175	Student Life Fee	\$20
Locker Rental	\$45	Studio Card	\$10
Metals/Jewelry Fee	\$195	Studio Deposit	\$103
Model/Life Drawing Fee	\$93	Studio Space Fee grad (per semester)	\$0
Orientation Fee	\$55	Studio Space Fee undergrad (per semester)	\$355
Photography Class Fee	\$105	Technology Fee	\$175
Printmaking Class Fee	\$175	Transcript Fee	\$5

Late Payment Penalty – 2% Of Unpaid Balance

ATHLETICS

The Ferris State University Bulldogs are members of the National Collegiate Athletic Association (NCAA). Varsity teams compete in the Western Collegiate Hockey Association (NCAA Division I) in ice hockey and the Great Lakes Intercollegiate Athletic Conference (NCAA Division II) in all other sports. Ferris student athletes participate in 17 varsity sports: golf, tennis, basketball, indoor and outdoor track, cross country, softball, soccer, and volleyball for women; golf, tennis, basketball, indoor and outdoor track, cross country, hockey, and football for men.

CENTER FOR LATIN@ STUDIES

The Center for Latin@ Studies (CLS) works to get students to college and through college by building on the strengths of students' culture and identity.

DIVERSITY AND INCLUSION OFFICE

The Diversity and Inclusion Office works with the entire Ferris State University community to support the mission and vision of the University, and to ensure that diversity, in its many forms, is understood, respected and valued. The Diversity and Inclusion Office at Ferris State University guides efforts to conceptualize, assess, and cultivate diversity as an institutional and educational resource.

More specifically, the Diversity and Inclusion Office will:

- Be a strong advocate for diversity and inclusion;
- Introduce diversity into the systems, structures, and culture of the University;
- Provide expertise and leadership on diversity and inclusion related matters, for example, faculty recruitment and retention issues, and the educational impact of diversity;
- Lead University-wide diversity planning and implementation efforts, resulting in a collaborative vision of diversity and inclusion;
- Help develop policies designed to improve the University climate;
- Identify strategies to enhance the compositional diversity profile of students, faculty, and staff;
- Provide resources and direction for infusing diversity into the curriculum;
- Offer annual assessment of the University's progress toward implementing a Diversity Plan; and
- Help promote the University's core values and mission.

ENTERTAINMENT UNLIMITED

Entertainment Unlimited (EU), the campus programming board, is responsible for coordinating more than 20 student-produced events each year including educational speakers, comedy shows, films, novelties, and live music performances. The programming board is open to all students with general membership requirements.

GENERAL INFORMATION

CENTER FOR LEADERSHIP, ACTIVITIES AND CAREER SERVICES (CLACS)

This department assists students in preparing for their future career by engaging them in activities and leadership development outside of the classroom. Partnering with Student Affairs, the office provides opportunities for students to put their skills to use while planning events, leading registered student organizations, volunteering their time to help the community, and attending a variety of conferences and workshops. The Center for Leadership, Activities and Career Services offers six distinct resource areas:

The Career Services Center - assists students with career planning, career research, skills attainment, job search document preparation, interviewing, internships and job postings for success in the workplace. Students/alumni have access to Bulldog CareerLink, which is a state-of-the-art internet-based software package that allows students to write resumes, upload their resumes into the FSU Resume Book database, search and apply for employment/internship opportunities, and sign up for on-campus interviews and events. Career Fairs and on-campus interviewing opportunities bring over 250 employers on campus each semester.

The Leadership Center - helps students gain and use leadership skills through campus and community involvement. To keep students involved and connected to the University, there are more than 240 registered student organizations (RSOs), including sports clubs, Greek-letter organizations, spiritual groups, academic societies, and professional associations. Students have access to OrgSync, an internet-based software package that allows students to manage their achievements and student organization business. OrgSync also allows students to create and produce a co-curricular transcript that displays proof of their leadership and activities outside of the classroom. The end of the year Torchbearer Awards Ceremony offers emerging and seasoned leaders recognition for their efforts.

The Volunteer Center - works hard to refer thousands of Ferris students and community members each year to area agencies seeking volunteers. The volunteer center also engages students and RSOs in fundraising and donation efforts that support local, national and international organizations.

The Activities Center - provides a place to go when wondering what to do on campus. Multiple activities take place every day and the Activities Center staff will help you find something you enjoy doing. This Center also provides event planning assistance to all students to ensure a successful event. Homecoming, Bulldog Beginnings, Career Week, 5 Star speakers and more are coordinated through this center.

The Student Organization Center - helps to keep students involved and connected to the University. There are more than 240 registered student organizations (RSOs), including sports clubs, Greek-letter organizations, spiritual groups, academic societies, and professional associations. Students can find a suitable or fitting organization themselves or they can learn how to start a new one through this center.

The Greek Life Center - understand the long-held history and values of Greek organizations. This Center works to empower Greek organization members to continue the legacy. The Center offers recruitment information, support with activities, and plans Greek Week.

CORPORATE AND PROFESSIONAL DEVELOPMENT, AND THE CENTER FOR CERTIFICATION TRAINING AND TESTING, Division of the College of Engineering Technology

Corporate and Professional Development - CPD

Corporate and Professional Development (CPD) at Ferris State University has been helping businesses develop solutions to training and industrial process needs since 1994. CPD partners with business and industry to address a wide range of issues by offering training programs in manufacturing, design and engineering, building sciences, plastics, welding, and other areas of need. These training programs can help a person gain professional certification on both a state and national level.

CPD offers

- Technical consulting by field-tested personal to assist business and industry with problem solving in many different areas, including applied research, and plant or office layout
- Custom training made convenient for clients through the flexibility of being on-site, off-site, digital, evenings, weekends, or some combination of these offerings
- Partnership opportunities with other companies facing similar training needs, thereby eliminating the need to postpone training due to low numbers
- Custom multimedia training that offers direct access to University personnel, resources, and expertise.

Center for Certification, Training & Testing - (CCTT)

The Center for Certification Training and Testing was founded in the early 1990s to administer the EPA-mandated Section 608 certification and testing program to HVACR technicians throughout the country. A technician's certification card with the Ferris State University logo, which they display each time they purchase refrigerant, is recognized and valued throughout the industry. The CCTT, through its state-of-the-art database, has the ability to administer testing programs for a wide variety of businesses. The CCTT offers

- EPA Section 608 & 609 Certification Program
- R410-A Certification Program
- HVAC Excellence Employment Ready Certification Program
- Green Awareness Certification Program (covers HVAC, Plumbing & Electrical)
- Geothermal Energy for the Home Certification Program
- Electrical Generating Systems Association (EGSA) Certification Program

For further information about CPD or CCTT, please visit www.ferris.edu/cpd or call toll free (866) 880-7674.

GENERAL INFORMATION

EDUCATIONAL COUNSELING AND DISABILITIES SERVICES OFFICE (ECDS)

A Ferris State University career-oriented education is complemented by comprehensive educational planning, career counseling, and disability classroom accommodations available from the Educational Counseling and Disabilities Services (ECDS) office which is staffed with licensed counselors. The ECDS is located on the third floor of the Starr Building in room 313 and provides a wide range of services for FSU students. See <http://www.ferris.edu/HTMLS/colleges/university/eccc/ecds/homepage.htm> for more details about the services and programming offered.

EDUCATIONAL COUNSELING

In addition to providing academic counseling, educational counselors in Educational Counseling and Disabilities Services (ECDS) help students to identify and overcome obstacles to their academic success through the identification of both learning preferences and an individual's approach to the college learning experience. See <http://www.ferris.edu/HTMLS/colleges/university/eccc/educational.htm> for more information.

CAREER COUNSELING

ECDS also offers assistance in making career choices. While finding the right career depends on several factors, two strong influences are personality and interests. Students can receive information in these areas by completing the Myers-Briggs Type Indicator and the Strong Interest Inventory assessments through the ECDS. A licensed counselor interprets the results with the student and provides information on careers that are aligned with the individual's personality, interests, values, and skills. See <http://www.ferris.edu/HTMLS/colleges/university/eccc/career.htm> for more information.

DISABILITIES SERVICES

Disabilities Services serves and advocates for students with disabilities, empowering them for self-reliance and independence while promoting equal access to educational opportunities and programs. To receive classroom accommodations, students are required to provide documentation of their disability which is reviewed on a case-by-case basis. See link below.
<http://www.ferris.edu/HTMLS/colleges/university/disability/homepage.htm> for more information.

EXTENDED AND INTERNATIONAL OPERATIONS

Through the activities of Extended and International Operations the impact and reach of Ferris extends beyond the main campus, an entrepreneurial view of business and curriculum development is cultivated, and support and direction are given to promote a global view for the entire Ferris community.

Ferris Statewide

For those students that are rooted in their home communities too far from the main campus to commute, Ferris operates off-campus locations throughout the state, often partnering with local community colleges. Currently totaling 21 sites, these locations deliver Ferris degree programs to students who would otherwise not have access to higher education.

Ferris Online

Ferris Online delivers online degrees, certificates, and courses that help students balance their personal and professional lives with their desire to learn.

Conference and Professional Services

The CPS team provides conference design and development consultation services that include planning, strategy, and implementation. To help ensure programs succeed, they assist with marketing and promotion, financial management, contracts, registration, site selection, facilities arrangements, on-site services, and evaluations.

Office of International Education

The work of the Office of International Education is to recruit and provide support to international students, coordinate Study Abroad and exchange programs, coordinate the Intensive English Program, facilitate an International Summer School, and sponsor programming that supports the University goal of becoming a globally diverse and aware community.

Latino Business and Economic Development Center

Ferris State University continues to connect with the growing Latino population in our West Michigan communities and the Latino Business and Economic Development Center's mission is to seek support for initiatives to spur economic development in those communities.

Community College Leadership Doctoral Program

The Ferris State University Doctorate in Community College Leadership empowers graduates to advance community colleges toward excellence and community responsiveness through exemplary leadership.

More information about the EIO can be found online at ferris.edu/extendedinternational.

FERRIS LIBRARY FOR INFORMATION, TECHNOLOGY, AND EDUCATION (FLITE)

FLITE opened on March 12, 2001, as a premier research facility integrating modern technology with traditional information resources. Designed for flexibility and versatility, FLITE continues to adapt to the advancing digital age. The Library houses 172 public computers, including a Mac Design Center of eight computers loaded with design software; wireless connectivity; seating for 1,300 visitors; and 56 individual and group study rooms. Among its customer service attributes, FLITE contains an extended-hours study area and a family study room for visitors accompanied with children. Students using FLITE have access to laptop computers and scanners. An assistive-technologies laboratory facilitates the learning and research of students requiring special accommodations.

FLITE serves as a gateway to a variety of information resources available both on-site and off-campus in print and digital formats. FLITE houses a collection of more than 250,000 print volumes and provides access to online databases; reference resources; more than 81,000 electronic journals, newspapers, and magazines; streaming video; and over 200,000 ebooks. FLITE's new SmartSearch service allows users to search for information from most of these collections through a single Google-like search box. FLITE is a Federal Depository Library for U.S. government documents and a Patent and Trademark Depository Library. The Library's online catalogs and digital resources are available through the FLITE website at <http://www.ferris.edu/library/>. Interlibrary loan and document delivery services are offered to all faculty, staff, and students, including distance-education students, allowing users access to an immeasurable number of additional resources. Faculty, staff, and students can receive help using any library resource by phone, email, real-time chat, or SMS text. Individual research assistance is available upon request from subject-specialist librarians by submitting electronic request forms via the website. Faculty may also search and reserve titles in the "Media Booking" collection, which includes media resources for in-classroom use.

FLITE takes full advantage of advanced technologies to expand opportunities for teaching and learning. The Library contains four instructional studios equipped with 20-30 computer stations, an instructor's workstation, sound and projection equipment, TV/VCR, and DVD player. All instructional studios are "smart classrooms" and include a docucam. Additional equipment such as smart boards, laptop computers, and wireless microphones are available upon request. The instructional studios allow librarians and other faculty to teach the information-seeking and critical-thinking skills necessary to evaluate information resources. The information literacy program starts with the basics in the form of an adventurous active-learning activity in the Ferris State University Seminar (FSUS) courses. The online tutorial PILOT (developed at FLITE) provides instruction in library use and research to classes upon request of instructors. Additionally, FLITE has seven seminar rooms of various sizes to accommodate library instruction classes, meetings, and professional development activities.

FERRIS LIBRARY FOR INFORMATION, TECHNOLOGY, AND EDUCATION (FLITE continued)

The FSU Media Production unit is housed on the fourth floor of FLITE. Media Production provides assistance to faculty, staff, and students in the design, development, implementation, and distribution of media-related resources in support of Ferris instruction and activities. Activities range from videography to graphic design and production to creating DVDs from slide collections. FLITE is also home to the Faculty Center for Teaching and Learning, the Jim Crow Museum of Racist Memorabilia, and the Office of Multicultural Student Services.

2014-2015 Statistics**Services - July 2014 to June 2015**

Hours open	92.5/week
Circulation of library materials (excluding reserves)	14,647
Checkout Desk reserves circulation	2,558
Electronic reserves downloads	3,422
Study room checkouts	36,564
Laptop checkouts	9,473
Library instruction sessions [includes 96.7% (87 out of 90 sections) of fall 2014 FSUS classes]	529
Oval Information Desk questions and reference consultations	4,390
Chat reference queries	1,006
Checkout Desk questions	7,856
Computer support assistance and questions	2,839
Items borrowed from other libraries	4,621
Items loaned to other libraries	9,015
Additions to FIR (Ferris Institutional Repository)	422

Access/Holdings - July 2015

Total print volumes (books and bound journals)	264,567
Periodical titles available in all formats (print, electronic, microform)	81,484
Catalogued electronic books	204,657
Public computers	172
Computers in instruction studios	115
Study rooms available for checkout	56
Laptop computers available for checkout (includes 5 MacBooks)	41

Source: FLITE

GIFTS TO THE UNIVERSITY

Private giving to the University in fiscal year 2015 totaled \$12,037,884, which includes cash contributions of \$2,765,490; in-kind gifts of \$1,097,417; and new pledges/expectancies of \$8,174,977.

Contributions may be made in many ways:

- Gifts from alumni, parents, employees or staff and friends
- Gifts from business and industry, including cash, equipment, and materials
- Gifts and grants from foundations
- Matching gifts (companies or corporate foundations match their employees' gifts to Ferris from one-to-one to a four-to-one ratio)
- Gifts in memory or honor of individuals
- Gifts through naming Ferris State University as a beneficiary in estate plans

Societies of Distinction recognize extraordinary generosity:

- **Woodbridge N. Ferris Society:** \$1,000,000 cash, in-kind gifts, and planned gifts
- **Helen Gillespie Ferris Society:** \$750,000 cash, in-kind gifts, and planned gifts
- **Legacy Society:** \$500,000 cash, in-kind gifts, and planned gifts
- **Carillon Society:** \$250,000 cash, in-kind gifts, and planned gifts
- **Phoenix Society:** \$100,000 cash, in-kind gifts, and planned gifts
- **Old Main Society:** \$50,000 cash, in-kind gifts, and planned gifts
- **Founder's Society:** \$25,000 cash, in-kind gifts, and planned gifts
- **President's Society:** \$10,000 cash, in-kind gifts, and planned gifts
- **Abigail Timme Smith Society:** All planned gifts
- **Annual Leadership Society:** \$1,000 in cash or in-kind gifts made each year
- **Annual Crimson & Gold Society:** \$500 in cash or in-kind gifts made each year/\$100 in cash or in-kind gifts made each year for our most recent graduates of 5 years or less

Athletic booster clubs help student-athletes:

For further information, please contact William R. Goode at 231-591-3818 or email at: WilliamGoode@ferris.edu

- **Bulldog Athletic Association:** The fundraising arm of Ferris State Athletics, gifts support our student-athletes in 17 intercollegiate programs
- **Blueline Club:** Gifts are designated to support the varsity hockey program. Hobey Baker \$1,000+, All American \$500-\$999, Captain \$100-\$499, Basic \$50-\$99
- **Gridiron Club:** Gifts are designated to support the football program. 1100 Fund Level \$1,100, Coaches \$500, All American \$250, Bulldog \$125, Lettermen \$50, Basic \$25
- **Rebounders Club:** Gifts are designated to support the men's basketball program. Elite Committee \$2,000+, All-American \$500-\$1,999, All-Conference \$250-\$499, Captain \$150-\$249, Basic \$50-\$149, Kid's Club \$25
- **Sixth Dawg Club:** Gifts are designated to support the women's basketball program. All-Conference \$500+, All Division \$250, Team Member \$125, Basic Member \$50
- **The Gallery:** Gifts are designated to support the men's and women's golf teams. All-American \$300+, All-Conference \$150-\$299, Team Player \$50-\$149

HOUSING & RESIDENCE LIFE

Living on campus has proven to foster student engagement and improve overall student success. Ferris State University on-campus housing provides an environment that is clean, comfortable, safe and conducive to supporting the academic mission of the University. More specifically, living in the residence halls enhances and completes the learning that occurs at the University.

Student growth is enhanced through exposure to other points of view, experiencing diverse populations, and learning to live interdependently in a community of peers. Living with others can help residents develop coping skills and experiment with responsible decision-making in a safe environment.

A variety of housing and dining options give students the opportunity to create the environment in which they feel most comfortable. Amenities include wired and wireless internet connections in each residence hall, a choice of double or single rooms, the first-year experience and many other themed housing options. Cable television, available in every room, includes HD and movie channels. Washers and dryers are located on virtually every floor. Mail is delivered to each residence hall and each hall is equipped to provide a homelike feel with items such as board games, large screen televisions, overstuffed furniture and hall-sponsored activities.

Living in the residence halls is an educational endeavor. Our staff provides social and educational programming aimed at building cohesive communities on each floor. While our hall staff is in place to assist in maintaining community standards, residents are reminded that maintaining community standards is a shared responsibility.

The apartment community at our University consists of the west campus townhouses and the south campus apartment complexes. The west campus complex has 150 two-bedroom and 50 three-bedroom unfurnished townhouses that include a laundry facility in each complex. They are designed to provide a neighborhood-like atmosphere for families and single students alike. Families with children living in campus apartments are encouraged to use our playground, basketball courts and various walking paths.

The south campus apartment complex consists of 88 traditional one- and two-bedroom units. They are designed for single students and have laundry facilities in each building.

The East Campus Suites are neither residence halls nor apartments, rather this style of on-campus housing combines the best of both worlds. Each of the three 3-story buildings is home to 100 students. Exterior doors are locked 24/7 utilizing the same card swipe access and blue light/call box phone security system as our residence halls. Each building houses 24 four-bedroom suites and 2 two-bedroom suites. Every student has his or her own furnished bedroom and shares a full bathroom with one other student. A furnished living room and full kitchen complement the feeling of home each suite provides. With amenities such as air conditioning, garbage disposal, wireless connectivity, campus cable television, and more, the suites are sure to be a campus favorite for generations to come.

Accessible residence halls, townhouses and suites are available for students with special needs. Learn more of what the Office of Housing & Residence Life has to offer on line at <http://www.ferris.edu/housing>.

GENERAL INFORMATION

INFORMATION TECHNOLOGY SERVICES

The Information Technology Services (ITS) department takes care of the computing needs of the University community. Our services range from phone-in support, to desktop management, to network infrastructure, and to enterprise applications work.

The Technology Assistance Center (TAC) is the first point of contact for students, faculty, staff, and others associated with the University to get computer help. Customers can contact TAC via phone, chat, or email; or look for answers on University standard hardware, software, and systems on the web site (www.ferris.edu/techsupport).

To support the educational process, ITS manages the software and hardware on over 5,000 University-owned computer stations located in classrooms, public access labs, and faculty/staff offices. Many of the classrooms also have specialized equipment to aid instruction such as digital projectors, student feedback systems (“clickers”), and multimedia playback and recording systems.

Information Technology Services maintains over 225 servers to run the business of the University community. The main systems include FerrisConnect, the on-line learning/course management system; MyFSU, the campus portal system; and Banner, the University records system. Blackboard hosts fully online courses for students all over the world, and provides the tools to enhance student learning and assessment for many on-campus courses as well.

Computers all across campus can access the internet and other University services via the high-speed network. Wired and/or wireless access is available in most places on campus, with each of the 3,000 residence hall rooms and campus apartments having at least one wired network jack. ITS also maintains the cable, emergency management, and phone services for the University.

Students and employees can get repairs on their personally owned computers for a nominal charge and purchase Adobe software at significantly reduced prices through the Student Technology Services department, located in the University Center. Students can download five free copies of Microsoft Office on personal devices for use as long as they are actively taking classes. Employees can download one Microsoft Office copy at a reduced cost to install on a personally owned device for business use. Student Technology Services operates the iConnect program where students can have their computers set up to connect to the network for no charge at the start of fall semester.

The ITS Central Office is responsible for overall management of IT, project management, service management, policies, communications, and information security.

Overall, ITS handles approximately 42,000 work tickets a year to address the needs of our customers.

INTRAMURAL AND RECREATIONAL SPORTS

Annually, more than half of the student body participates in organized recreational sports activities, including extensive intramural and club sport programs. Other students participate in informal recreation activities. Ferris provides ample facilities for athletics and recreation, including a Student Recreation Center with pool, weight room, basketball and volleyball courts, and an indoor track; a golf course; a sports complex including full and half-size ice rinks, additional basketball and volleyball courts; racquetball courts and indoor and outdoor tennis courts.

KENDALL COLLEGE OF ART AND DESIGN OF FERRIS STATE UNIVERSITY

Kendall College of Art and Design began in 1928 through a generous endowment provided by Helen M. Kendall as a memorial to her husband, David Wolcott Kendall, known as the Dean of American Furniture Designers. Helen Kendall envisioned a school whose graduates would be leaders in the world of art and design; and throughout its history, Kendall College of Art and Design has prepared generations of students for careers as professional artists and designers. In addition, Kendall College of Art and Design is an active partner with the community, annually providing more than 2,000 children and adults with the opportunity to pursue courses in art and design through one of the richest and most varied continuing studies programs in the United States.

In 1996, the Board of Trustees of Kendall College of Art and Design voted to merge Kendall with Ferris State University, a process that was completed in December 2000. Founded in 1884 as Ferris Industrial School, Ferris State University is dedicated to providing an education that prepares its students for professional careers. Ferris State also seeks, through its educational programs, applied research and expertise, to support and strengthen the economy of Michigan and the nation.

In combining these two distinctive institutions, the Boards of both Kendall and Ferris have forged a union that offers students the educational opportunities and strengths of each institution. At the heart of both institutions is the commitment that graduates are prepared to pursue professional careers. Each institution shares a dedication to educational excellence and innovation coupled with practical application. As partners, the two institutions build upon and expand the unique educational opportunities they offer in world-class programs in art, design, and technology.

As a college within Ferris State University, Kendall College of Art and Design prepares students for leadership in the visual arts, design, art history, and art education; provides innovative, collaborative education that fosters intellectual growth and individual creativity; and promotes awareness of ethical and civic responsibilities of artists and designers, locally and globally.

GENERAL INFORMATION

KENDALL COLLEGE OF ART AND DESIGN OF FERRIS STATE UNIVERSITY (continued)

Kendall College of Art and Design of Ferris State University is committed to the principle of equal opportunity in education and employment. It is the policy of the University to prohibit unlawful discrimination in connection with any aspect of educational programs or opportunities, services to the public, or employment, on the basis of race, color, religion or creed, national origin, sex, age, marital status, veteran or military status, height, weight, protected disability, or any other characteristic prohibited by applicable State or federal laws or regulations. In addition, although not mandated by law, it is the policy of the University to prohibit discrimination in education and employment on the basis of sexual orientation.

This Policy on Non-Discrimination is designed to express the University's intent and commitment to comply with the requirements of State and federal non-discrimination laws. This Policy and all other policies and procedures of the University shall be interpreted and applied co-extensively with such laws. This Policy shall not be interpreted as creating any legally enforceable rights, contractual or otherwise, that are greater than those existing under applicable non-discrimination laws. The prohibition against discrimination on the basis of sexual orientation does not apply to the University's relationships with outside organizations, including the federal government, the military, ROTC, and private employers. Nothing contained in this Policy shall be construed as prohibiting the University from applying bona fide occupational qualifications.

The University reaffirms its policy of administering all of its educational programs, and related support services and benefits, in a manner that does not discriminate with respect to a student or prospective student in any way that violates the University's Policy on Non-Discrimination. The University is committed to providing education relevant to a changing society to all students who have the motivation to succeed and the ability to benefit from the opportunity and have been admitted to the University. A practice of affirmative recruitment and retention of members of under-represented or disadvantaged populations supports this policy of opportunity and accessibility. This policy applies to each and every phase of educational programs, services and benefits, including recruitment, applications, admissions, enrollment, counseling and guidance, financial assistance, degree requirements, athletics, student life, and other activities.

The University reaffirms its policy of providing social, cultural and other services, consistent with its mission, in a manner that does not discriminate with respect to members of the public in any way that violates the University's Policy on Non-Discrimination. This policy applies to each and every phase of all services to the public conducted by the University, or by University-sanctioned organizations, or at facilities under the control of the University.

As a condition of enrollment, students consent to the use of any works produced by them while a student at Kendall College of Art and Design of Ferris State University for the purpose of publicizing and promoting the University.

KENDALL COLLEGE OF ART AND DESIGN OF FERRIS STATE UNIVERSITY (continued)

As part of Ferris State University, Kendall College of Art and Design is accredited by:

The Higher Learning Commission of the North Central Association of Colleges and Schools
230 South LaSalle Street, Suite 7-500
Chicago, IL 60604-1413
(800) 621-7440

Kendall College of Art and Design of Ferris State University is an accredited institutional member of:

The National Association of Schools of Art and Design
11250 Roger Bacon Drive, Suite 21
Reston, VA 22090
(703) 437-0700

Kendall's Interior Design program is accredited by:

The Council for Interior Design Accreditation
206 Grandville SW
Grand Rapids, MI 49503-2822
(616) 458-0400

The Kendall College of Art and Design of Ferris State University Master of Architecture Program has been granted Candidacy status for accreditation by:

The National Architectural Accrediting Board
1101 Connecticut Avenue NW, Suite 410
Washington, DC 20036
(202) 783-2007

Bachelor of Fine Arts in:

Art Education with K12 Art Education Certification
Collaborative Design
Digital Media
Drawing
Fashion Studies
Furniture Design
Graphic Design
Illustration
Industrial Design
Interior Design
Medical Illustration
Metals/Jewelry Design
Painting
Photography
Printmaking
Sculpture/Functional Art

Bachelor of Science in:

Art History - Academic
Art History - Studio

Master of Architecture

Master of Arts In Visual and Critical Studies

Master of Art Education

Master of Arts in Visual and Critical Studies

Master of Fine Arts in:

Drawing
Painting
Photography
Printmaking

Master of Business Administration

Certificate in Design and Innovation Management
(as part of Ferris State University's MBA program)

GENERAL INFORMATION

OFFICE OF MULTICULTURAL STUDENT SERVICES

The Office of Multicultural Student Services (OMSS) promotes the intellectual understanding and appreciation of diversity, inclusion and social justice by creating opportunities for learning and leadership development for the campus community. In addition, the office provides meaningful support to assist in the transition, retention, and graduation of underrepresented student populations.

As students matriculate through Ferris, the OMSS staff is committed to supporting our students through our five pillars of service:

Advocacy - OMSS makes every attempt to ensure that our students' college experiences are fair and as rewarding as possible by providing meaningful support.

Leadership Development - Through the T.O.W.E.R.S. Leadership Development Program, OMSS provides development opportunities for students to learn and develop important transferable skills that will assist them in becoming leaders on campus and in their future careers.

Mentorship - OMSS staff provides one-on-one guidance to students and organizations to encourage growth and development and to help them make healthy choices socially and academically.

Cultural Awareness - OMSS sponsors a variety of programs, guest speakers, and discussions to engage the campus community and facilitate student learning as it relates to multiculturalism and inclusion.

College Access - OMSS spreads awareness and creates a college going culture to prospective middle and high school students through the federal and state funded MI GEAR UP/KCP College Day Program.

OMSS coordinates many cultural awareness events throughout the year, listed are just a few: Culture 365 Signature Event Series, Transitions to Success: Minority Freshman Orientation, Cultural Connections Open House, Hispanic Heritage Month Celebration, Native American Heritage Month Celebration, Dr. Martin Luther King, Jr. Celebration, Black History Month Celebration, Women's History Month Celebration, Asian American History Month Celebration, OMSS Minority Graduate Recognition Program, TOWERS Leadership Development Program, and Black Male Network Initiative.

OFFICE OF TRANSFER AND SECONDARY SCHOOL PARTNERSHIPS

The Office of Transfer and Secondary School Partnerships is committed to creating conditions that foster student success and promoting access to higher education and degree attainment by facilitating successful transfer of college and articulated credit. The office offers support and services for community colleges and transfer students through community college agreements, articulation agreements, and transfer guides. For high school students, the office coordinates dual enrollment, concurrent enrollment, articulation, as well as programs to help high school students become college ready through the Center for College Readiness.

RETENTION AND STUDENT SUCCESS

Retention and Student Success is the home for academic support services at Ferris State University. The purpose is to provide developmental courses, educational counseling, and academic support services that will empower students enrolled at Ferris State University to achieve their educational and career goals.

STUDENT AFFAIRS

The division of Student Affairs provides a variety of programs and services for students through the following departments: Birkam Health and Counseling Center, Center for Leadership, Activities and Career Services, Admissions, Registrar's Office, Financial Aid, Institutional Research and Testing, Enrollment Services, Office of Multicultural Student Services, Student Conduct, Student Employment, Student Life, University Center, and University Recreation. These departments promote, support and complement the mission of the institution by working collaboratively with students, faculty, staff and the surrounding communities to facilitate opportunities for students to access higher education and participate in student-centered learning through diverse experiences that support student engagement, retention and graduation.

STUDENT EMPLOYMENT

The Student Employment Office is located in the Timme Center for Student Services. Its goal is to assist students in finding part-time employment that will provide income while attending Ferris, as well as help them learn transitional skills that will benefit them upon graduation. There are over 2,000 student employees on campus every year. In addition to helping students find jobs on campus, Student Employment offers off-campus job postings for area businesses. The office participates in the Federal Community Service Work Study Program that allows students to work in community-based positions in the area such as the local food pantry, working as a reading tutor for local students, or the local recycling center. Students may also sign up for the Quick Cash program that puts them in touch with local residents who are looking to hire students for odd jobs such as yard work, painting, etc. More information on Student Employment can be found at <http://www.ferris.edu/HTMLS/admission/financialaid/employment/index.htm>

Having a part-time job while going to school is a great way for students to interact with others, learn valuable job skills, and earn some spending money to keep student loans to a minimum.

FERRIS BUILDINGS AND POINTS OF INTEREST

Alumni Building (1929) - The oldest building on campus and the only building to survive the fire in 1950, the Alumni Building houses the University Archives and Extended and International Operations, which administers Ferris Statewide, Ferris Online, Conference and Professional Services, Office of International Education, Entrepreneurship Institute, Academic Incubator, and the doctorate program in Community College Leadership. Classrooms and faculty offices for the College of Arts and Sciences are also in this building.

Arts and Sciences Commons (1996) - This building houses Arts and Sciences faculty and administrative offices, Retention & Student Success faculty and administrative offices, the Academic Support Center, the Shimadzu Core Laboratory for Academic and Research Excellence, the Card Wildlife Education Center, and the Writing Center, which provides peer tutoring to assist students with writing and study skills. The building also features "The Visionary," a mural - one of the largest of its type in the world - depicting the history of FSU. The Arts and Sciences Commons structure connects the Science and Starr Buildings.

Automotive Center (1956) - The Automotive Center (formerly Technical and Applied Arts Center) comprises the instructional and lecture facilities for Automotive Services, Automotive Management and Automotive Engineering Technology.

Birkam Health Center (1959) - This building houses the Birkam Health Center as well as the Counseling Center to provide a wide variety of health care and mental health services. It is also the home of the Office of Student Conduct.

Bishop Hall/College of Education & Human Services (1967) - Built as a residence hall, Bishop Hall/College of Education was remodeled in 1986 to house the College of Education & Human Services administrative offices and classrooms. Tot's Place is also located in this building.

Business Building (1970) - The College of Business houses regular and team-based classrooms and computer labs (Mac, PC, Networking, Security, and Imaging & Media Production), as well as administrative and faculty offices. The facility also includes a recently renovated auditorium that accommodates in excess of 200.

Creative Arts Center (1965) - This building houses the studios, classrooms, and faculty offices needed for the Studio Arts in the College of Arts and Sciences.

Ewigleben Sports Complex/Ice Arena (1974) - This building comprises of two indoor ice rinks and a recreational wing with facilities for intercollegiate hockey, recreational hockey and skating, basketball, and volleyball, all completed in 1975. An addition completed in 1981 includes fitness and sports-medicine facilities and a volleyball arena.

Ferris Library for Information, Technology, and Education (FLITE) (2001) - Located in the heart of the main campus, FLITE features a variety of work and study spaces, including an information commons, 4 instructional studios, 8 seminar rooms, 56 individual and group study rooms, a reading room, an extended-hours study area, and the FCTL Learn Lab, all with wireless access capability. The building has a total seating capacity of 1,300 and provides access to 172 public computers. FLITE provides access to over 81,000 periodicals, most of which are accessed online, and houses over 250,000 volumes. FLITE also provides access to over 200,000 e-books. FLITE librarians taught over 500 instruction sessions in fall 2014 for Ferris students. Additionally, FLITE librarians bring library instruction to campus students around the state. FLITE is a U.S. Government Documents Depository, a Patent and Trademark Depository Library for Western Lower Michigan, and a depository for the U.S. Bureau of the Census. FLITE is the home to several other university departments such as the Faculty Center for Teaching and Learning, the Office of Multicultural Student Services, Media Production, and The Jim Crow Museum of Racist Memorabilia.

First Lady's Attic (2009) - Ferris State University is committed to providing opportunities for its students, including the opportunity to get professional clothing for a job, internship interview or class presentation at the First Lady's Attic, located in the University Center. Founded in 2009 by Patsy Eisler, the First Lady's Attic accepts donations of professional clothing from alumni, staff and community members. A Ferris student can pick up an outfit for their interview free of charge. It is theirs to keep. The First Lady's Attic ensures that all Ferris students are dressed appropriately for success. The Attic is managed by the Diversity and Inclusion Office. For more information please visit <http://www.ferris.edu/flattic/>.

G. Mennen Williams Auditorium (1961) - This facility houses FSU's theater program and also serves as the major multipurpose auditorium for the FSU campus. With seating for 1,644, Williams Auditorium hosts musical, dramatic, cultural, and convocation events throughout the year. It also is available for public rental use when scheduling allows.

Granger Center for Construction & HVACR (2003) - The Granger Center for Construction and HVACR is a state-of-the-art facility - an interactive learning center where all structural steel, process piping, mechanical systems, and electrical systems are exposed or visible behind glass. The Center focuses on both theory and application. Its laboratory facilities provide a practical, "hands-on" experience using an extensive array of sophisticated up-to-date equipment devoted to testing and solving problems students are likely to encounter in the field.

Heavy Equipment Center (1987) - This 53,000-square-foot building accommodates students in the 2- and 4-year Heavy Equipment Technology programs. The HEC building is the largest facility in the country dedicated to educate and train graduates for entry into the heavy equipment industry workforce. Additionally, it is home to the Heavy Equipment Service Engineering Technology B.S. Degree, the only one of its kind in the U.S.

GENERAL INFORMATION

Interdisciplinary Resource Center (1969) - This building contains one large lecture hall seating 120, five classrooms with state-of-the-art teaching technology seating 30-50, television studios, the Center for Latino Studies, and the Office of International Education (that includes one computer classroom). The second floor houses faculty from the College of Business.

Jim Crow Museum (est. 2006) - The Jim Crow Museum is a national and international resource for individuals and groups interested in learning more about race, race relations, and racism. Located in the lower level of FLITE, the museum is this nation's largest publicly accessible collection of racial- and segregation-based artifacts. The museum is FREE to the public and features six exhibit areas—who and what is Jim Crow, Jim Crow Violence, Jim Crow and Anti-Black Imagery, Battling Jim Crow Imagery, Attacking Jim Crow Segregation, and Beyond Jim Crow. The museum also offers a comprehensive timeline of the African American experience in the United States. The timeline is divided into sections: Africa before Slavery, Slavery in America, Reconstruction, Jim Crow, Civil Rights and Post Civil Rights.

Regular hours are Monday through Friday 12-5 p.m. To schedule a group tour please contact Lisa Kemmis at (231) 591-5873 or at jimcrowmuseum@ferris.edu. Please refer to the calendar of events for availability. Visitors to the Jim Crow Museum are prohibited from photographing or video recording any portions of the museum. Exceptions to this policy can be made at the sole discretion of museum staff and might include special events, scholars who have made arrangements in advance of their visits, and credentialed members of the press. Note: Because many of the museum's artifacts and media pieces contain explicit images of violence, nudity, offensive language, and other mature themes, the museum is recommended for those 12 years of age and older.

Katke Golf Course (est. 1975) - This course offers 21 holes of championship golf. The original 18-hole course is a par 72 measuring 6,967 yards from the Black tees, 6,317 from the Crimson tees, 5,648 from the Silver tees and 4,752 from the Gold tees. Katke also features a "Family Tee" for juniors and new golfers. The D.O.G. Tee or *Developing Original Golfers* Tee allows new golfers the ability to play with more experienced players.

Katke's award-winning practice facility features three practice holes (#19, #20 and #21), 100,000 square feet of natural grass teeing space, six target greens, a short game area for pitching, chipping, and bunker play and multiple putting greens.

The Katke Clubhouse sits atop the highest point in Mecosta County with excellent views of the county to the west and of the FSU Campus to the east. The clubhouse provides full-service amenities including a fully stocked Golf Pro Shop, men's and women's locker rooms, Founders Grill which features a variety of food and beverage options, and a Multi-Purpose Room with seating for up to 50 guests, perfect for business meetings or small parties.

PGA Professional Staff is available daily providing all of the needed services for golf-outing events, tournament needs, golf instruction and clinics, and custom club fitting.

The golf course is conveniently located adjacent to the Holiday Inn Hotel and Conference Center.

McKessy House (1989) - McKessy House, resembling an Old English cottage on Cedar Street, north of Williams Auditorium, was purchased by Ferris State University in 1989 as a result of a generous gift from Gerald McKessy, a 1929 graduate of Ferris's college-preparatory program who went on to graduate from the Detroit College of Law in 1933. Mr. McKessy was a charter member of the Presidents Club, a member of the Phoenix Society, a founding father of the Alumni Foundation, a 12-year member of the Board of Directors of the Alumni Association, and a recipient of the Distinguished Alumnus Award in 1971 for the generous donation of his time and talents to Ferris State University. Mr. McKessy donated stock, the proceeds of which were used to buy the house, storage barn, and two acres that are now utilized as parking and additional Arts and Sciences classroom space. Mr. McKessy's gift also made it possible to remodel the house which is currently occupied by the division of Governmental Relations and General Counsel. This division is responsible for governmental and community relations, legal affairs, equal opportunity, and labor relations.

Michigan Art Walk (1996) - The Michigan Art Walk is an ongoing project whereby original pieces of art work created by Michigan artists are installed throughout campus and linked by a meandering pathway, ultimately reaching into the Big Rapids community. The inaugural sculpture of the Michigan Art Walk, by Ann Arbor-based artist Barron Naegel, was installed in the fall of 1996. Also installed in the fall of 1996 were a wall sculpture by Daniel Roache, under the auspices of the Presidential Art Collection, and the main panel of Robert Barnum's "The Visionary," which depicts the history of Ferris State University. The unveiling of "Escape," an outdoor sculpture by R. Farrington Sharp, on October 17, 1997 continued the project, along with the side panels of "The Visionary" which were unveiled on February 20, 1998, completing Barnum's triptych. "Totem Stack," a sculpture by Ferndale artist Albert Young, was unveiled on May 7, 1998. "Muse" by Irina A. Koukhanova, was dedicated on November 19, 1998, and sculptor Fritz Olsen's "Ripples" was unveiled November 19, 1999. Lois Teicher's functional piece, "Bench with Three Deep Seats," was dedicated on June 14, 2000. "Ferris Arch," a limestone sculpture by Kenneth Thompson, was dedicated October 10, 2001. Mark Chatterley's "Journey to the Body Collective," a flying wall sculpture located in the reading room at FLITE, was dedicated on October 29, 2002. Robert Barnum's "Of Thought and Reason," a 130-foot-long, 10-foot-tall painting on canvas located in FLITE's Extended Study Area was unveiled on August 28, 2003. Ray Katz's "Celebration," a large-scale metal sculpture, was unveiled September 3, 2004. The "TO STRIVE, TO SEEK, TO FIND" sculpture is dedicated to the 125th anniversary of FSU. The sculpture was created in a partnership between Ferris Fine Arts and the campus Welding Engineering Technology Program and was funded under the FSU Festival of the Arts. Important comments, quotes or sayings about Ferris are cut into the figure form support plates redefining viewer response and increasing level of content. The Art Walk pieces can be viewed on the Ferris website along with information about the artists.

Michigan College of Optometry (2011) - This state-of-the-art 87,000-square-foot building is the University's first Leadership in Energy and Environmental Design (LEED) Gold certified building. The Michigan College of Optometry building's first floor is home to the University Eye Center, which provides eye health and vision care services to the public and University community, as well as specialty eye and vision care to patients from all over the state of Michigan, as part of its mission to provide excellent clinical education for students of the college.

GENERAL INFORMATION

Music Center (1962) - The Music Center is located in the heart of the campus at the foot of the Carillon Clock Tower on the south end of the quad "green space" and just north of Top Taggart Field (football stadium). This facility offers rehearsal and practice space for all varieties of ensembles. The band room can accommodate groups of up to 100 musicians and the Choral Room provides room for 60 musicians. Private practice rooms are available and are ideal for individual practice or small groups of 2-3 people. Each practice room contains an acoustic piano. The Humanities Department maintains these instruments (regular tuning, etc.) as a service to currently enrolled students. The piano lab has 15 stations (full-size digital pianos) which are used for group instruction and practice for those enrolled in music classes. The music faculty and ensemble director's offices are also in the Music Center.

National Elastomer Center for Plastics and Rubber Technology (1987) - The Ferris Plastics and Rubber program is the largest and most respected undergraduate program of its kind in the United States. The Plastics B.S. program was started in 1982 and continues to fill a great need in the growing plastics industry for technically trained personnel. Ferris graduates gain immediate status as recognized technical leaders. This innovative program provides students with a background that includes topics such as processing, material testing and properties, and mold and product design. Classes emphasize hands-on learning, using the same type of equipment that is currently used in the industry. The plastics building was expanded in 1998, and renamed the "National Elastomer Center" to include educational space for the new rubber degrees. The rubber program is a unique educational experience with graduates being sought after by the rubber industry. Coursework follows the original plastics degree in processing, testing, and design but also includes rubber compounding. The plastics and rubber industry has shown support for the Ferris programs by sponsoring the construction of the Plastics Building in 1987 and the expansion in 1998 with funding for equipment and supplies, providing job experience by employing our students for summer internships and finally hiring our graduates.

Pharmacy Building (1972) - Designed to house all on-campus operations of the College of Pharmacy, this building includes specialized laboratories and the Ferris Pharmacy Care Clinic as well as an antique pharmacy exhibit.

Presidential Art Collection (1996) - Daniel Roache was chosen as the first contributor for a collection featuring commissioned works by Michigan artists honoring Ferris presidents. His aluminum, wall-mounted sculpture representing the seven (at that time) academic colleges hangs in the Williams Auditorium lobby. A bronze bust of President Byron Brophy by Midland sculptors James S. Hopfensperger and Joan Hopfensperger-Most was dedicated on April 30, 1999. It is on display in the Ferris Library for Information, Technology, and Education (FLITE).

Quad Café (2015) - The Quad Café includes an All-You-Care-To-Eat Marché Style Dining section where our cooks prepare fresh foods in the Exhibition Style of cooking and a unique retail dining section with options including, but not limited to: burgers, pizza, frozen yogurt, crepes, as well as “value menus.” The Quad Café offers a take-out option along with a variety of seating arrangements that include small individual areas as well as family-style seating, most with an outstanding view of the central campus quad. The “Tapingo” mobile app allows patrons to order and pay for their selections in advance. Conferences, meetings, receptions, and banquets are all hosted by the award winning Catering Division and customized. For more details call: (231) 591-2605.

Racquet Facility (acquired in 1980) - The facility offers four indoor tennis courts, 10 outdoor hard courts, four 36’ eight year old and under courts, one 60’ ten year old and under court, three indoor racquetball courts, cardiovascular and free-weight equipment, aerobic and fitness classes, tanning booths, tennis lessons, clinics and league programs, rental equipment and a full-service tennis pro shop. This facility serves intercollegiate athletes, the club tennis team, faculty/staff, students, the general public, and as a laboratory for the Professional Tennis Management program.

Rock Café (2008) - The Rock Café incorporates European-style marketplace décor where cooking aromas, product freshness, and abundance are prevalent. An emphasis is placed on food merchandising, and also includes casual Café-style seating. Marketplace concepts, also referred to as Marché concepts or food emporiums, are the new generation in student dining. A marketplace concept provides an integrated food production and dining experience with an emphasis on fresh ingredients and made-to-order preparation. It is characterized by exhibition cooking at several distinct food platforms. Students today want an element of entertainment with their dining experience, a concept we call "eatertainment." A marketplace concepts offers this as food becomes the "star" and the staff is on "stage."

Science Building (1956) - Remodeled and expanded in 1967 and completely renovated in 1997, this building provides teaching auditoria, classrooms, and science laboratories for the College of Arts and Sciences, as well as the Rawlinson Observatory, John and Rhea Smith Greenhouse, and Reitz Reading Room.

Starr Building (1961) - Completely renovated in 1995, with frequent upgrades, students now enjoy new furnishings, state-of-the-art instructional equipment, multimedia labs, study rooms, and lounges in the Starr Building. It is FSU’s largest general classroom building and houses the Educational Counseling and Disabilities Services office and Williams Auditorium, where dozens of live performances and special events are offered each year.

Student Convocation Center/Wink Arena (1999) - This 42,000-square-foot facility, located adjacent to the Ewigleben Ice Arena, seats 2,400, and includes prime sections of chair-back seating. The building complex features an expanded lobby that adjoins the Ice Arena with a pro shop, concession stands, and a display for the Bulldog Hall of Fame. This center serves as the home for the FSU men’s and women’s basketball programs, and is also used for commencement ceremonies, major concerts, and special events.

GENERAL INFORMATION

Student Recreation Center (1998) - The former HPE/Wink Arena building was remodeled and reopened August 30, 1998. The facility gives students, faculty, staff, and community members a modern gymnasium, weight room, aerobic rooms, exercise machines, elevated track, 40-foot climbing wall, and indoor swimming pool.

Swan Technical Center (1966) - This building contains many classrooms and laboratories designed specifically for engineering and engineering-technology instruction. The building also contains the administrative offices of several College of Engineering Technology programs.

Timme Center for Student Services (CSS) (1967) (Renovated 2002) - As the official “welcome center” for the University, the Timme Center for Student Services (CSS) serves as a one-stop service center in which students can register for classes, obtain financial aid and housing information, request transcripts, pay bills, and inquire about student employment opportunities. Highlights of Timme CSS include a glass atrium that extends the full height of the eastern side of the building and a second atrium facing State Street, providing natural sunlight and openness for the building. Formerly the campus library, the Timme CSS is a place of diversity, art, history and service. The first floor houses the Financial Aid, Business, and Student Employment offices; the offices of Admissions and Records, Enrollment Services, Academic Senate, and Institutional Research are on the second floor. The third floor features a display of Ferris historical memorabilia, as well as houses the offices of the President, Provost & Vice President for Academic Affairs, Vice President for Student Affairs, Vice President for Diversity and Inclusion, Budgetary Planning and Analysis, and Testing. The carefully chosen combination of offices and services provides a wonderful welcome to all constituents in the middle of campus.

Tot’s Place (instituted 1987) - Located on the first floor of Bishop Hall, Tot’s Place Child Development Center is a nationally accredited full service child care center providing educational programs for children of FSU students, faculty/staff, and the surrounding community. Tot’s Place also serves as a laboratory for many FSU academic programs.

University Center (2015) - The new University Center was formerly known as the Rankin Student Center. The updated facility provides a wide variety of services and activities to meet the needs of students, faculty, staff and guests of the University. The center offers an updated any time dining service with a retail component, Starbucks Coffee Shop, Barnes & Noble Bookstore, fine arts gallery, the First Lady’s Attic, several multi-purpose meeting rooms, a ballroom, the Rankin Atrium, commuter lounge and study lounge with computers and printing capabilities. Also, there are several lounges that provide comfortable areas for studying, relaxing and social engagement. Offices for student organizations include The Student Government of FSU, Entertainment Unlimited (programming board) and Veteran’s Association. On the administrative side, the offices include the Dean of Student Life, Center for Leadership, Activities and Career Services, Catering Services, University Center and Student Technology Services.

Victor F. Spathelf Center for Allied Health (1979) - This four-level structure contains the specialized classrooms, laboratories, and offices for the students, faculty and administration of the College of Health Professions.

FERRIS STATE UNIVERSITY CALENDAR

Fall Semester, 2015

Aug. 26-28	Late Registration
Aug. 31	Classes begin
Aug. 31-Sept. 3	Drop/Add by 5:00 PM Thursday
Sept. 7	Labor Day - no classes
Oct. 26	Mid-term grades due
Nov. 5	Last day for approved unqualified W grade
Nov. 25	Thanksgiving recess begins
Nov. 30	Classes resume
Dec. 11	Last day of classes
Dec. 14	Examination week begins
Dec. 18	Last day of examination week
Dec. 19	Fall Commencement
Dec. 21	Final grades due by 1:00 PM

Spring Semester, 2016

Jan. 6-8	Late Registration
Jan. 11	Classes begin
Jan 11-14	Drop/Add by 5:00 PM Thursday
Jan. 18	Martin Luther King Birthday - no classes
Mar. 5	Spring recess begins
Mar. 7	Mid-term grades due
Mar. 14	Classes resume
Mar. 23	Last day for approved unqualified W grade
Mar. 24	Mid-term break begins - no classes
Mar. 28	Classes resume
Apr. 29	Last day of classes
May 2	Examination week begins
May 6	Last day of examination week
May 6 & 7	Spring Commencement
May 9	Final grades due by 1:00 PM

FERRIS STATE UNIVERSITY CALENDAR (continued)

Summer Semester, 2016

May 16	Late Registration
May 17	Classes begin
May 17-20	Drop/Add by 5:00 PM Friday
May 30	Memorial Day - no classes
July 4	Independence Day recess - no classes
July 7	Last day for approved unqualified W grade
Aug. 10	Last day of summer semester classes
Aug. 15	Final grades due by 1:00 PM

Fall Semester, 2016

Aug. 24-26	Late Registration
Aug. 29	Classes begin
Aug. 29-Sept. 1	Drop/Add by 5:00 PM Thursday
Sept. 5	Labor Day - no classes
Oct. 17	Mid-term grades due
Nov. 3	Last day for approved unqualified W grade
Nov. 23	Thanksgiving recess begins
Nov. 28	Classes resume
Dec. 9	Last day of classes
Dec. 12	Examination week begins
Dec. 16	Last day of examination week
Dec. 17	Fall Commencement
Dec. 19	Final grades due BY 1:00 PM

TELEPHONE NUMBERS (frequently used)

The telephone number for the Ferris State Call Center is (231) 591-2000; the telephone operator can assist you. Most colleges, departments and offices also have their own numbers. The toll free number is (800) 433-7747. Some frequently called numbers are listed below:

Academic Deans' Offices

College of Arts and Sciences	591-3660
College of Business	591-2420
College of Education & Human Services.....	591-3648
College of Engineering Technology.....	591-2890
College of Health Professions	591-2270
College of Pharmacy	591-3780
Kendall College of Art & Design.....	(616) 451-2787
Michigan College of Optometry at FSU	591-3706

Academic Services

Extended and International Operations

Ferris Statewide & Online (off-campus & online offerings)	591-2340
Office of International Education.....	591-2450
Retention and Student Success	591-2428

Student Services

Admissions & Records	591-2100
Birkam Health Center	591-2614
Student Financial Services	591-3972
Center for Leadership Activities & Career Services (CLACS)	591-2685
Institutional Research & Testing.....	591-3628
Orientation	591-3802
Residential Life (Housing)	591-3745
Student Employment	591-2012

General

Alumni Relations.....	591-2345
Athletic Department.....	591-2860
FLITE Library.....	591-3500
Public Safety	591-5000
University Advancement & Marketing	591-3815
University Center	591-5916

Kendall College of Art & Design (616) 451-2787

Admissions – dial main number and ask for.....	EXT 3011
College Counselor - dial main number and ask for.....	EXT 1136
Enrollment Management - dial main number and ask for	EXT 1113
Financial Aid - dial main number and ask for	EXT 1112
Library - dial main number and ask for.....	EXT 1121
Registrar - dial main number and ask for	EXT 1128

GENERAL INFORMATION

EDUCATIONAL GRANTS AND SCHOLARSHIPS

2015-2016 FIRST-TIME FRESHMAN SCHOLARSHIPS			
<u>Scholarship</u>	<u># Awarded</u>	<u>Total Amount</u>	<u>Average Award</u>
Founder's	42	\$481,320	\$11,460
President's	57	\$342,000	\$6,000
Provost's	178	\$801,000	\$4,500
Dean's	184	\$644,000	\$3,500
Ferris Gold	227	\$454,000	\$2,000
Ferris Crimson	224	\$336,000	\$1,500

FEDERAL

Teacher Education Assistance for College and Higher Education Grant (TEACH)
 The Federal Pell Grant
 The Supplemental Educational Opportunity Grant

STATE

Gear Up Grant
 KCP Future Faculty Fellowship
 Michigan Competitive Scholarship
 Michigan Nursing Grant
 Tuition Incentive Program (TIP)

INSTITUTIONAL

Ability Scholarship
 Academic Opportunity Scholarship
 Athletic Grants (Individual Sports)
 COB Leadership Scholarship
 College of Business Scholarship
 Community Based Scholarship
 COT Student Kickoff Award
 Dean's Scholarship
 Detroit Compact Scholarship
 Doctor of Pharmacy Scholarship
 Entertainment Unlimited Scholarship
 Ferris Achievement Scholarship
 Ferris Grant
 Ferris Support Grant
 Ferris Youth Initiative Scholarship
 Founder's Scholarship
 FSU Native American Tuition Waiver
 Honors Residential Life Scholarship
 Intensive English Scholarship
 International Transfer Scholarship
 Kelso-Battle Scholarship
 Kendall Assistance Grant
 Military Veteran's Scholarship
 Non Resident Transfer Scholarship
 Phi Theta Kappa Scholarship
 President's Invitational Scholarship
 President's Scholarship
 PTM Scholarship
 Residential Life Scholarship
 Skills USA Scholarship
 Spaghetti Bridge Competition
 Study Abroad Scholarship
 Transfer Academic Achievement Scholarship
 Transfer Academic Excellence Scholarship
 Transfer Residential Life Scholarship
 Wade McCree Scholarship
 Wenrich Tuition Scholarship

EDUCATIONAL GRANTS AND SCHOLARSHIPS**GRANTS AND SCHOLARSHIPS**

1968 Football Scholarship
 A. Cramer Memorial Scholarship
 A.M Aguirre Memorial
 Abbott Laboratories Scholarship
 Abigail Smith Timme
 AFSCME Local 1609
 AITP Scholarship
 Alton/Evelyn Brayton Scholarship
 Alumni Association Legacy
 American Asoc. of HTG, REF and A/C Eng.
 American Foundation for Vision Awareness
 American Hotel Foundation Scholarship
 American Photo Marketing Scholarship
 American Professional Estimators Scholarship
 American Society for Quality Control Scholarship
 Amerikam Scholarship
 Amy Ament Award
 Andrea L. Warfield Memorial Endowed Scholarship
 Andrew Jeffrey Crim Justice
 Anne Szabunia Memorial Scholarship
 AOA Advantage Scholarship
 AOF Carl Zeiss Vision Fellowship
 Arab American Pharmacist Assoc.
 Architectural Metals
 Arnold & Carolyn Johnson Scholarship
 ASHP Student Leadership Award
 Atwell, LLC Surveying
 Automotive Aftermarket Industry Scholarship
 AWS - Detroit Scholarship
 AWS - District Eleven Scholarship
 AWS - Miami Scholarship
 AWS - National Named Scholarship
 AWS - Saginaw Scholarship
 AWS - West MI Scholarship
 AWS - Past Presidents Council Scholarship
 AWS - Resistance Welder Scholarship
 Bachelor of Integrative Studies
 Barbara Chapman International Study
 Barbara Reuther Memorial Nursing
 Barnes & Noble Scholarship
 BCI New OD Scholarship
 Bel-Aire HVACR Scholarship
 Big Rapids Garden Club Scholarship
 Bill & Lynne Scheible Scholarship
 Bingman Scholarship
 Biology Faculty/Staff
 Blanche Arnold Scholarship
 Board of Nursing Scholarship - MSN
 Board of Nursing Scholarship - RN
 Brian & Grace Brown Scholarship
 Brian Chapman Memorial PGM Scholarship
 Brian McDonald Scholarship
 Brian Tomczyk Memorial
 Brudy Memorial Pharmacy Scholarship
 Builders Exchange of GR & W. MI
 Bush Insurance Scholarship
 Business Student Assistance Scholarship
 C. Alan Tressler Memorial Scholarship Fund
 Call Family Scholarship
 Canadian Lakes Garden Club Scholarship
 Canadian Lakes Mecosta County Scholarship
 Canteen Services Inc. Scholarship
 CAS Dean's Legacy Annual Scholarship
 Cascade Engineering Annual Scholarship
 CCNA Certification Scholarship
 Charles & Dorothy Peterson
 Charles & Mary Bacon
 Charles G. Jehnzen Basketball Scholarship
 Charles Hampton Scholarship
 Charles/Kimberly Christmas Scholarship
 Charlotte Kiwanis Scholarship
 Charter Schools Office Scholarship
 Chase Plastic Scholarship
 CJ General Scholarship
 Clare & Patsy Johnson
 CLS - Clinical Lab Sciences Scholarship
 CM Industry Golf Outing Scholarship
 Coach Walton & Barbara Piggott
 College of Business Management Department
 College of Education Alumni Scholarship
 Construction Assoc/Don Purdie Mem Sch
 Construction Assoc/Rick Cianek
 Construction Mgmt industry
 Cory Myrie Memorial
 Criminal Justice Annual
 Cummings Scholarship
 Curtis Brown Scholarship
 CVS Pharmacy Award
 D. Edwards Intercollegiate Soccer
 Dacho & Ruth Dachoff
 Daniel Tyler Scholarship
 Daudi Book Scholarship
 David D. Whalen Scholarship
 David E. Hamilton Endowed
 David Pao International Scholarship
 David Prior Scholarship
 David R. Greer Surveying Engineering Scholarship
 David/Carol Drake Scholarship
 DECA Scholarship
 Dee Kap Memorial Scholarship
 Delta Tau/Lambda Chi Scholarship
 Dental Health Prof. Dental Hygiene Scholarship
 Diane Nix Memorial Scholarship
 Dick Brammer Scholarship
 Dick Dolack Excellence in Officiating Scholarship
 Dieter H. Weiss Award

GENERAL INFORMATION

EDUCATIONAL GRANTS AND SCHOLARSHIPS

Distinguished Zerocrats Scholarship
Doc Heeter Blueline Club
Doctor of Pharmacy Scholarship
Doke & Thomas Family Scholarship
Donald and E. Lyle Magee Scholarship
Donald Lowell
Donald Shreve Scholarship
Douglas Froelich Scholarship
Douglas Hagemann Scholarship
Dr. Adnan Dakkuri Pharmacy Scholarship
Dr. Gabriel Memorial End. Scholarship
Dr. Henry R. Racki OPT Scholarship
Dr. Henry Reitz End. Scholarship
Dr. Ian Mathison Endowed Scholarship
Dr. Jack Bennett Memorial Scholarship
Dr. Merrill R. Murray Memorial Scholarship
Dr. Walter Betts Memorial
Dr. William Sakalauskas Scholarship
Dr. William Sederburg Scholarship
Duane Bremer
Dykstra Scholarship
E-Commerce Marketing Scholarship
ECNS 115 Incentive Scholarship
Ed Harris Memorial Scholarship
Edward Griffin Memorial Teacher Education
Edwin/Barbara Courtright Scholarship
Elizabeth Claucherty
Elizabeth Keeney Scholarship
Ellen Haneline Memorial
Ensign Family Endw
Enterprise Book Scholarship
Erik & Mary Doke
EU Ability
Ewigleben Scholarship
Excellence in Optometry Scholarship
F.A. Muehlenbeck Scholarship
Faculty Spon. Stu Dev - A&S
Fairman Scholarship Fund
Falcone Memorial Scholarship
Family Fare Pharmacy Scholarship
Felpausch Pharmacy Scholarship
Fenn & Associates Surveying Scholarship
Ferris Academic Opportunity
Ferris Cares Opportunity 125
Ferris Foundation Need Based Scholarship
Ferris Foundation Opportunity Scholarship
Ferris Leach Annual Scholarship
Ferris State University Scholarship
Ferris/Jean Leach Scholarship
FFA/Russel Moffett Scholarship
Finishmaster Automotive Scholarship
First Robotics Scholarship
Fleet Mgmt
Fortune/Morlock Memorial Scholarship
Frances Friar Nursing Scholarship
Frank & Mildred Justin
Frank Karas Scholarship
Frank Marra Memorial Scholarship
Fred E. Taylor Endowed Scholarship
Fred Kellogg Scholarship
Frederick Broemer Award
Freudenberg NOK Scholarship
FSU Alumni & Friends Scholarship
FSU Alumni Softball Scholarship
FSU Dining Services Scholarship
FSU/GRCC Assist Annual Scholarship
FSU/GRCC Digital Animation & Game Design
FSU/GRCC Digital Media Software Engineering
FSU/GRCC Endowed Scholarship
FSU/GRCC Industrial Technology & Management
Fund Evaluation Group Scholarship
G Storm Memorial Technical Teacher Education
Gary & Jean Horn
Gary Cousineau - Hockey
Gary Waters Basketball Scholarship
Geff Reinke Endowed Scholarship
Gentex Corp
Geodetic Designs
George & Kathryn Menoutes Scholarship
George Bowlby Scholarship
George Holcomb Memorial Scholarship Fund
George Kossaras Scholarship
Gerace Construction Scholarship
German Language & Culture
Gilbert Cobb
Glen's Pharmacy Scholarship
GM Service Op Auto Tech Scholarship
Godfrey Parsons Scholarship
Gordon Kamstra Memorial Scholarship
GR New Car Dealers Scholarship
Grace Fleming R.N.
Gregory Dreuth Scholarship
H, I, & M Price
Hagerman Scholarship
Hammer's 4-C's Award
Harley Halsted Scholarship
Harper Wildern Pharmacy Scholarship
Harry Larson Memorial Scholarship
Harry Melling Memorial Scholarship
Harry Swartz Pharmacy Administration Award
Hashimi Dental Leadership Scholarship
Health Professions Dean's Student Award
Hedrick Assoc
Helen Bennett Memorial Scholarship
Helen Ferris Vartan Scholarship Fund
Helen Popovich Scholarship
Henry Tschappat Scholarship
Hicks Gridiron Scholarship
Hoexum Scholarship
Honorable John O'Brien Scholarship

EDUCATIONAL GRANTS AND SCHOLARSHIPS

Hospitality GALA-DECA Scholarship
 Hospitality Management Scholarship
 Howard Hulsman Scholarship
 HS Die Engineering, Inc.
 HURCO Engineering Scholarship
 Hurst Mechanical Inc. Scholarship
 HVACR - Htg. Vent, A/C, Ref. Engineering Scholarship
 Innovative Breakthrough SBM
 Insurance Program Annual Scholarship
 International Student Emergency Scholarship
 International Student Endowed
 J.N. Nelson Family Scholarship
 J.E. Johnson Skilled Trades
 J.P. Nelson
 Jack LeBarre Scholarship
 Jack Newcombe Scholarship
 James & Christine Jacobs
 James & Katy Moore - Heavy Equip
 James & Katy Moore - Surveying
 James & Nancy Walker
 James Bolthouse Memorial Scholarship
 James Shane Scholarship
 Janet Nash
 Japanese Parent's Textbook Scholarship
 Jenny Jacobs Softball Scholarship
 Jerry and Mary Ford Scholarship
 Jerry Moore Memorial PGM Scholarship
 Jessica Nagle-Wilson Scholarship
 Jim Ferrell Memorial Endowed Scholarship
 Jimmie & Marlene Rodgers
 Joan E. Totten
 Joan Nelson Scholarship
 Joan Reirson Draugalis Endowment
 John Celestino Endowed Scholarship
 John Christie Scholarship
 John Deere Foundation Scholarship
 John J. Wheeler Scholarship
 John Ladd
 John Newell Scholarship
 John P. Nelson Endowed Scholarship
 John R. Smith Memorial Endowed Leadership
 John Sebold Memorial Scholarship
 Jordan Scholarship
 Joseph Bishop Surveying Scholarship
 Joseph Juran Scholarship
 Joseph Sasaki Scholarship Fund
 Jourdain Scholarship
 Julia McCormick
 Junior Achievement Scholarship
 K-Mart Pharmacy Scholarship
 Karl Huffman
 Karlis K. Kazerovskis Scholarship
 Kathleen & Edward Lunt
 Kauzlarich/Campana Family
 Kearns Educational Award
 KEBS Incorporated Scholarship
 Ken Schmitigal
 Kendall Digital Media Scholarship
 Kenneth Spoerk Memorial Scholarship
 Khagendra Thapa K. Surveying Scholarship
 Korean Students Scholarship
 Kurt Hellthaler Memorial Scholarship
 L & J Keys Scholarship
 Labroff Scholarship
 Lang & Lit Annual
 Laverne Curtis Scholarship
 Leslie Osborn
 Lewis & Barrister-COE Dev
 Lewis & Lewis Surveying
 Long Scholarship
 Louis/Angeline Burg Scholarship
 Lula Coker Nash Scholarship
 Mahida Surveying Scholarship
 Marco Family Foundation Grant
 Marriot Golf Scholarship
 Martin J Wozniak End. Scholarship
 Mary Ann Hashimi Memorial Scholarship
 Mary C. Feint Surveying Scholarship
 Mary McCorriston Child Development
 Mary T. Creswell Scholarship
 Mathematics Faculty/Staff
 Mathison Fellowship Enw
 Mathison Legacy Endowed
 Matt Lichtle Scholarship
 Maude Bigford
 Maude Korstange Scholarship
 Mavcon "Ken Reinink" Construction Sch
 McKesson Med. Mgmt Dean's Scholarship
 McLoughlin Family Endowed Scholarship
 McNaughton/McKay Scholarship
 MCO Alumni Endowed Scholarship
 Mechanical Service Contractors of America
 Mecosta Cnty Med Center Aux
 Medicine Shoppe Scholarship
 Meijer Inc. Accountancy Scholarship
 Meijer Inc. Pre-Senior Scholarship Award
 MI Foundation for Vision Awareness & MCO
 1st Professional Year Optometry
 MI Garden Club fka Federated Garden Club
 MI Pharmacists A D PRFFLSM Award
 Michael/Joann Bigford Scholarship
 Michael/Paula Rushford Scholarship
 Michelle Robinson Scholarship
 Michigan Adjusters Association Scholarship
 Michigan Association Pipe Trades Scholarship
 Michigan Chapter Air/Cond Contractors Scholarship
 Michigan Mechanical Contractor Scholarship
 Michigan Office Solutions

GENERAL INFORMATION

EDUCATIONAL GRANTS AND SCHOLARSHIPS

Michigan Pharmacy Fund Scholarship
Michigan Printing Week Association Scholarship
Mid Michigan Pharmacists Association Scholarship
Midland Lions Club R. Maier Scholarship
Mike Shira Health Systems Management
Millard/Ida Quinlan Scholarship
Minnie Mould Marsh Endowed Scholarship
ML King/ALPHA PHI ALPHA Scholarship
ML King/Rosa Parks/KCP Future Faculty
Moore & Bruggink Incorporated Scholarship
Mylo Ragan Endowed Scholarship
NA Heat-Air Conditioners Scholarship
NACDS Dean's Scholarship
National Guard Scholarship
National Truck Equip Assoc
Norman & Helen Bennett
Northern Chapter MI Soc of Professional Surveyors
Northern Michigan Road Commission Scholarship
O.B. Davenport Scholarship
O'Brien, Quy Scholarship
Oakland Area Scholarship
Off-Campus Endowed Scholarship
Oldfield Family Educational
Opportunity Ferris Cares-A&S
Opportunity Ferris Cares-PHARM
Opportunity Ferris Cares-CAHS
Opportunity Ferris Cares-CEHS
Opportunity Ferris Cares-COB
Opportunity Ferris Cares-MCO
Order of Omega Beta Phi Annual Scholarship
Orville Hoffman Scholarship
Oswald Rossi Scholarship
Otto Kamptner Memorial Endowed Scholarship
Outer Drive Hospital Auxiliary Scholarship
Patricia & Edward Sammel
Patricia Berry Intensive English Scholarship
Paul E. Borton Memorial Scholarship
Paul Runyan Scholarship
Paul Winfred Owens Scholarship
PGA Diversity Scholarship
PGM Alumni Scholarship
PGM Scholarship
Pharmacists Mutual Scholarship Award
Pharmacy Alumni Scholarship
Pharmacy Dean's Scholarship
Phi Sigma Kappa Emerging Leader
Phy Science Fac/Staff
Plastics & Polymer Eng
Progressive Group Alliance Scholarship
PTM Scholarship
Puterbaugh Scholarship
Quality Air Annual
R & N Phelps Family
Rautiola PTM Scholarship
Raymond Kenyon Scholarship
Reed City FSU Distinguished Alumni Scholarship
Reginald/Vivian Sharkey Scholarship
RESPY Pharmacy Scholarship
Retail Contractors Assoc
Rettell Family Scholarship
Rex Dew Memorial Textbook Fund
Rhein Chemie Scholarship
Richard Hunter Scholarship
Richard Johnson Accountancy Scholarship
Richard Sturm Memorial
Richard Veazey
Rick Rodenhouse Memorial Scholarship
Rite-Aid Junior Scholarship Award
Robert & Barbara Martin
Robert & Frances Friar
Robert & Judith Scranton
Robert Brand Memorial Scholarship
Robert Brauer Award
Robert Buchdahl Memorial Award
Robert Burtch Scholarship
Robert Dougan Memorial
Robert Friar Grandchildren
Robert Hendricks Memorial Scholarship
Robert Tenney
Robert VanHoven Memorial Award
Robert Williams Scholarship
Robert/Jean Olson Scholarship
Roberta Teahen Univ. Center for Extended Learning
Roger/Debra Card Wildlife Scholarship
Rolland L. Hicks Endowed Scholarship
Ron Strohkirh
Rought Surveying Scholarship
Rowe Incorporated Scholarship
Ruby MacNeill Endowed Memorial
Rumsey Memorial Scholarship
Runners Memorial Scholarship
Russell & Avis Gerber Endowed Scholarship
Russell G. Merithew Scholarship
Ruth L. Shattuck Scholarship
Ryan Matthew Clark
Ryan McCandless Memorial
Samuels Family Annual
Sarangapani Mukundan
Scott Sanders
Scott Schultz Excellence Scholarship
Scott Whitener Memorial Scholarship
Searle Pharmacy Scholarship
Seifferlein/Lusk Golf Team
Sherman Throop Memorial Scholarship
Shopko Pharmacy Scholarship Award
Smith/Taylor/Malloy Scholarship
Social Work Emeriti & Fac
Society Of Mfg Eng - Chapter 11
Society Of Mfg Eng - Chapter 38
Stan Dean Memorial Endowed Scholarship
Stechschulthe Printing & Imaging Technology
Stephen E Martin Memorial Award

EDUCATIONAL GRANTS AND SCHOLARSHIPS

Steven Brown Memorial Scholarship
Student Affairs Student Leadership
Student Ambassador Scholarship
Student Senator Scholarship
Susan Greene Memorial Scholarship
Susan Marie Edwards Scholarship
TAC Automotive Group Scholarship
Target Pharmacy Scholarship
Technology in Optometry Scholarship
Theodore Moss Jr
Theta Alpha Sigma Scholarship
Thomas Johnston
Thomas Reuther Scholarship
Thomas Sobota Memorial Scholarship
Tingley & Associates Scholarship
TJ Amick Memorial Endw– Kendall Scholarship
Todd & Tami Jacobs
Toyota Scholarship
Trevor Slot Memorial
TVP Silver Anniversary Scholarship
Upper Division Academic Scholarship
Upper Peninsula MPA Scholarship
Urban Land Consultants Scholarship
Vanderlaan Leadership Award
VG's Scholarship
Virginia Shepler Annual
Vision Service Plan Academic Scholarship
W. J. Stevenson Scholarship Fund
W.C. Judson Scholarship
W.S. Garrison Scholarship
Wal-Mart Optical Scholarship
Wal-Mart Pharmacy Scholarship
Wanda Butler Memorial Award
Walgreen Scholarship
Warren & Beverly Parker Scholarship Endowment
Weeks-Lakin Optometry Scholarship
Welding Competition Scholarship
Weller Family Annual
West MI Plumbers, Fitters, & Service Traders
West Michigan Credit Union Scholarship
West Michigan Mechanical Contractors Scholarship
Whitehead Memorial Scholarship
Wildern Family Scholarship
William & Marjorie Linebaugh
William Dengler
Willis J. Heyl Award in Pharmacognosy
Wm Donahue Voc. Music
WM Merle Morris Endowed Scholarship
1st Professional Year Optometry
Woolpert LLP Scholarship
Zakov Family Endowed Scholarship

GENERAL INFORMATION

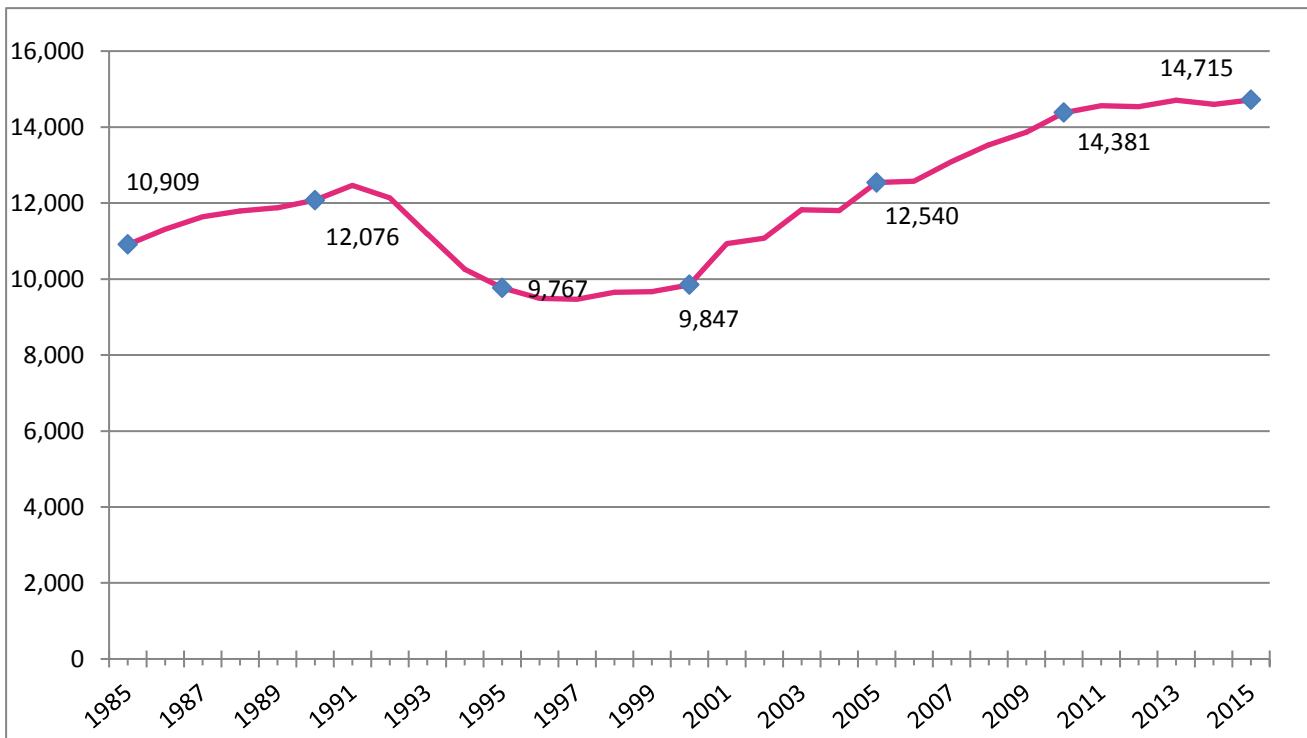
EDUCATIONAL GRANTS AND SCHOLARSHIPS

INSTITUTIONAL LOANS

A.G. Buchman Student Loan Fund
Abigail Timme Endowed Student Loan Fund
Addie and Earl Campbell Memorial Loan Fund
Alden W. Brown Student Loan Fund
Alma Lidell Tufveson Memorial Loan Fund
Al Pisa Pharmacy Student Emergency Loan
Alumni Student Loan Fund
Ansel C. Hook Memorial
Arthur E. Ormsbee Memorial Loan Fund
Asian Student Loan
Augusta Taisey Memorial Loan Fund
Bernice Behrens Student Assistance Fund
Carlisle Memorial Fund
Carlton G. Ferris Student Loan Fund
Charles E. Schell Foundation Loan Fund
Charles S. Neithercut Student Loan Fund
College of Business Memorial Loan Fund
David M. Denbrock Memorial Loan Fund
Dingman, William E. Loan
Discretionary Loan Fund
Donald Rankin Loan
Dr. Glenn Bond Memorial Loan Fund
Dr. Henry Lowsma Memorial Loan Fund
Dr. Ralph Pino Memorial Loan Fund
Drs. Leo and Peter Scholler Loan Fund
Earl H. McCormick Memorial Loan Fund
Fern & William Brown Loan Fund
Fern R. Holden Student Loan Fund
France Vedder Loan
Francis R. Piper Loan Fund
Frank Clark Loan
Fred W. Swan Memorial Student Assistance Fund
George Berden Loan
Geraldine MacGregor Loan Fund
Gerrit Masselink Memorial Loan Fund
Graphic Art Loan Fund
Heinonen Memorial Loan
Helena Paris Loan Fund
Herbert H. Martz Student Assistance Fund
 for Pharmacy Students
Jay Oviatt Pharmacy Student Loan Fund
Kappa Alpha Psi Loan
Kenneth Spoerk Memorial Loan Fund
Kuhlman/Greene Memorial Loan
Labroff Business Assistance Loan
Leon Bush Loan
Leon Probst Memorial Loan Fund
Lithocrafters and Bookcrafters Loan Fund
Louis Legg Loan
Lowell DeMoss Memorial Student Loan Fund
Lynn H. Cook Memorial Loan Fund
Lynn W. Cookson Loan Fund
M. Louis Fishman Memorial Loan Fund
Max E. Smith Memorial Loan Fund
MI Construction Equipment Dealer Loan
MI Federation of Women's Clubs Student Loan
MI Assoc. of Edu. Secretaries Memorial Loan Fund
Michigan Pest Control Loan
Morton Rehab Loan
Nancy Ingall Memorial Loan Fund
Northern Michigan Road Comm Assoc Loan Fund
Orville Plank Memorial Loan Fund
Perry Converse Loan
R H Pino Loan
Ralston M. Wylie Student Loan Fund
Raymond and Vida Sines Memorial Fund
Raymond W. Starr Student Loan Fund
Redman Agency Inc. Student Loan Fund
Regina L. Stevenson Holt Memorial Loan Fund
Richard J. and Marion Morley Memorial Loan Fund
Robert and Gertrude Burns Memorial Loan Fund
Roger Allen Student Assistance Fund
Ronald Cronk Loan
Ronald M. Solomon Memorial Loan Fund
Roy Alvarado Memorial Loan Fund
Roy Clark Vandercook Memorial Loan Fund
Rueben E. & Gertrude A. Trippensee Memorial Loan
Special Loan Fund
Steve Bordano Memorial Loan Fund
Townsend and Buttum, Inc. Student Loan Fund
United Migrants Loan
Victor Spathelf Loan
Walter Armbruster Memorial Loan Fund
Walter H. Gillette Memorial Loan Fund
Will Lane Pharmacy Student Assistance Fund
William C. Moore Memorial Loan Fund
William O. Wolfinger Memorial Loan Fund
Wolverine Club Student Loan Fund

ENROLLMENT

TOTAL HEADCOUNT ENROLLMENT

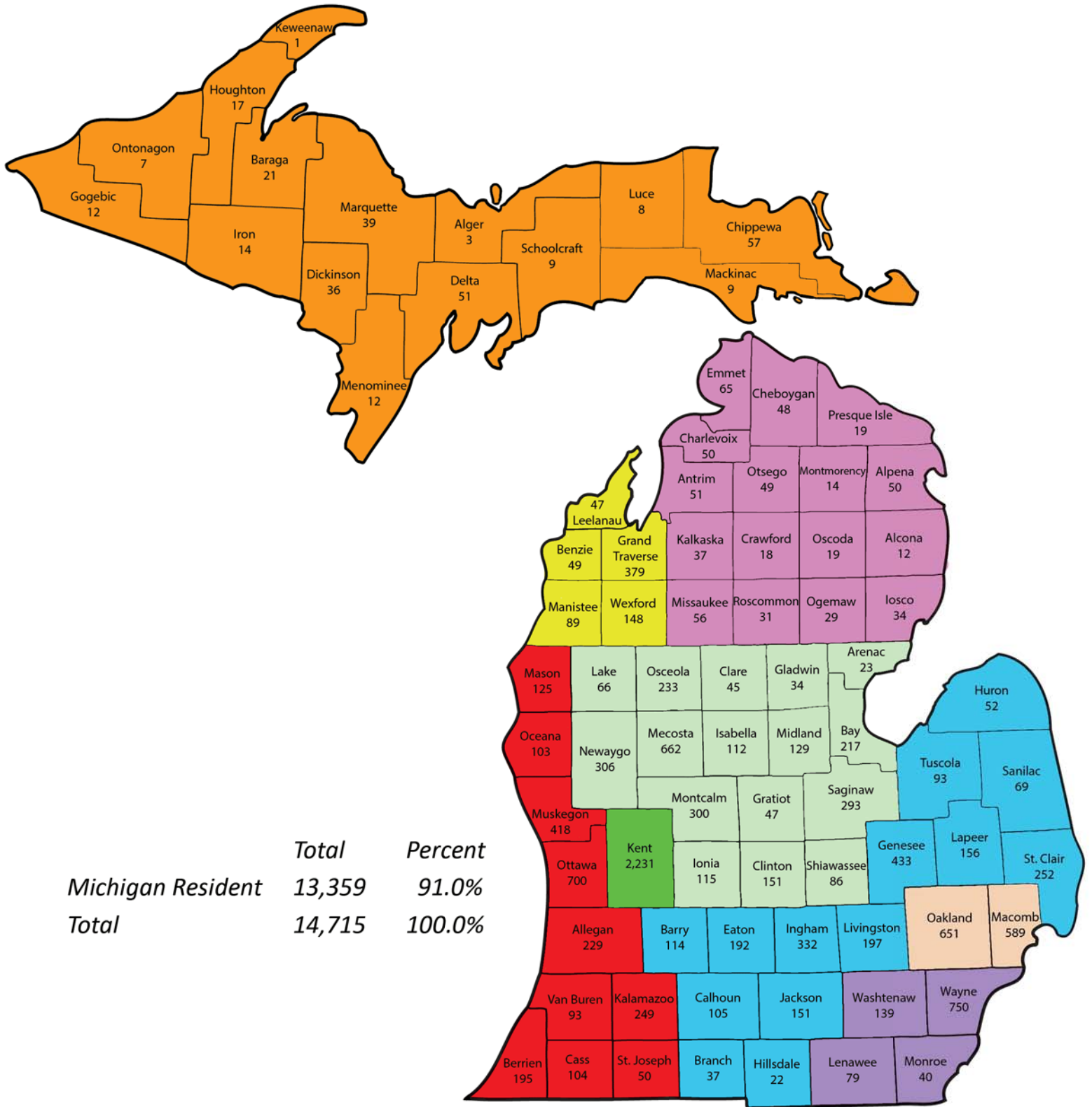


FALL ENROLLMENT 1985 - 2015

1985	10,909	2001	10,930
1986	11,310	2002	11,074
1987	11,643	2003	11,822
1988	11,792	2004	11,803
1989	11,878	2005	12,540
1990	12,076	2006	12,575
1991	12,461	2007	13,087
1992	12,134	2008	13,532
1993	11,188	2009	13,865
1994	10,258	2010	14,381
1995	9,767	2011	14,560
1996	9,495	2012	14,533
1997	9,468	2013	14,707
1998	9,651	2014	14,600
1999	9,668	2015	14,715
2000	9,847		

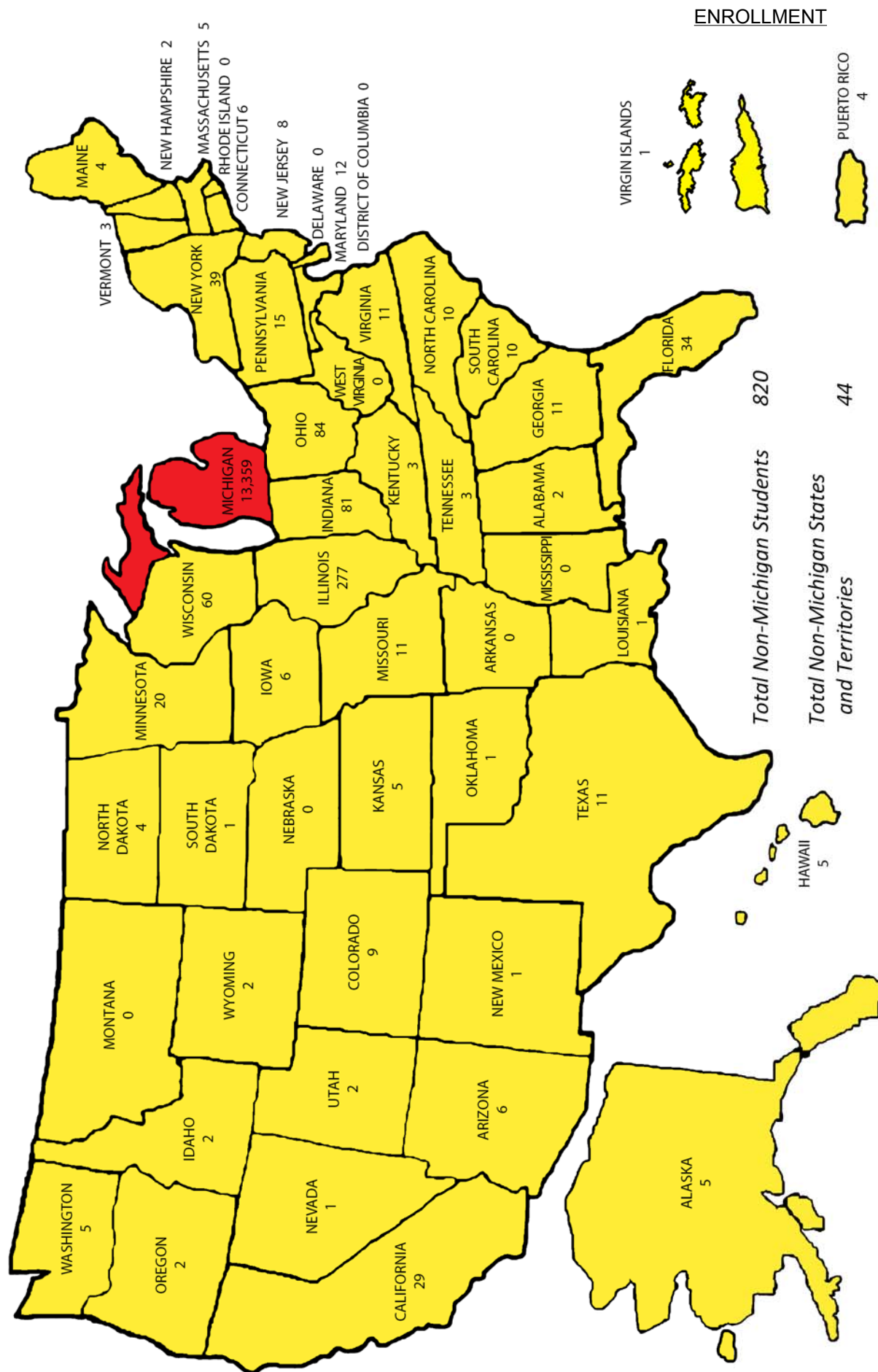
Source: Office of Institutional Research & Testing

FALL 2015 ENROLLMENT BY COUNTY



*Colors denote admissions counselors recruiting territories

FALL 2015 ENROLLMENT BY STATE



ENROLLMENT**FALL 2015 MICHIGAN ENROLLMENT BY COUNTY**

Alcona	12	Lake	66
Alger	3	Lapeer	156
Allegan	229	Leelanau	47
Alpena	50	Lenawee	79
Antrim	51	Livingston	197
Arenac	23	Luce	8
Baraga	21	Mackinac	9
Barry	114	Macomb	589
Bay	217	Manistee	89
Benzie	49	Marquette	39
Berrien	195	Mason	125
Branch	37	Mecosta	662
Calhoun	105	Menominee	12
Cass	104	Midland	129
Charlevoix	50	Missaukee	56
Cheboygan	48	Monroe	40
Chippewa	57	Montcalm	300
Clare	45	Montmorency	14
Clinton	151	Muskegon	418
Crawford	18	Newaygo	306
Delta	51	Oakland	651
Dickinson	36	Oceana	103
Eaton	192	Ogemaw	29
Emmet	65	Ontonagon	7
Genesee	433	Osceola	233
Gladwin	34	Oscoda	19
Gogebic	12	Otsego	49
Grand Traverse	379	Ottawa	700
Gratiot	47	Presque Isle	19
Hillsdale	22	Roscommon	31
Houghton	17	Saginaw	293
Huron	52	St. Clair	252
Ingham	332	St. Joseph	50
Ionia	115	Sanilac	69
Iosco	34	Schoolcraft	9
Iron	14	Shiawassee	86
Isabella	112	Tuscola	93
Jackson	151	Van Buren	93
Kalamazoo	249	Washtenaw	139
Kalkaska	37	Wayne	750
Kent	2,231	Wexford	148
Keweenaw	1		
		TOTAL	13,359

Source: Office of Institutional Research & Testing

FALL 2015 ENROLLMENT BY STATE & BY COUNTRY

NON-MICHIGAN STUDENTS BY STATE AND TERRITORIES

Alabama	2	Illinois	277	Nebraska	0	Rhode Island	0
Alaska	5	Indiana	81	Nevada	1	South Carolina	10
Arizona	6	Iowa	6	New Hampshire	2	South Dakota	1
Arkansas	0	Kansas	5	New Jersey	8	Tennessee	3
California	29	Kentucky	3	New Mexico	1	Texas	11
Colorado	9	Louisiana	1	New York	39	Utah	2
Connecticut	6	Maine	4	North Carolina	10	Vermont	3
Delaware	0	Maryland	12	North Dakota	4	Virginia	11
District of Columbia	0	Massachusetts	5	Ohio	84	Virgin Islands	1
Florida	34	Minnesota	20	Oklahoma	1	Washington	5
Georgia	11	Mississippi	0	Oregon	2	West Virginia	0
Hawaii	5	Missouri	11	Pennsylvania	15	Wisconsin	60
Idaho	2	Montana	0	Puerto Rico	4	Wyoming	2
						Unidentified	6
						TOTAL	820
						TOTAL STATES AND TERRITORIES	44

FOREIGN STUDENTS BY COUNTRY

<u>Africa</u>	<u>27</u>	Oman	2	<u>Europe</u>	<u>25</u>	<u>North America</u>	<u>41</u>
Botswana	7	Malaysia	2	Albania	0	Bahamas	1
Congo	0	Pakistan	2	Austria	0	Barbados	1
Egypt	2	Russia	2	Belgium	0	British Virgin Islands	1
Ghana	1	Saudi Arabia	205	Croatia	0	Canada	36
Kenya	0	South Korea	15	Finland	0	Costa Rica	0
Mali	0	Sri Lanka	1	France	2	Jamaica	1
Nigeria	16	Taiwan	1	Germany	6	Mexico	2
South Africa	0	Tajikistan	1	Hungary	1		
Sudan	1	Thailand	4	Iceland	1	<u>South America</u>	<u>3</u>
		Turkey	1	Liechtenstein	0	Brazil	2
<u>Asia</u>	<u>431</u>	United Arab Emirates	1	Nepal	0	Colombia	0
Burma	1	Uzbekistan	1	Netherlands	6	Ecuador	0
China	57	Vietnam	5	Norway	0	Netherlands Antilles	0
Hong Kong	2			Spain	1	Venezuela	1
India	121	<u>Australia</u>	<u>3</u>	Sweden	1		
Iran	0	Australia	3	United Kingdom	7	Unidentified	5
Japan	4						
Kuwait	3					TOTAL	536
						TOTAL COUNTRIES	43

Source: Office of Institutional Research & Testing

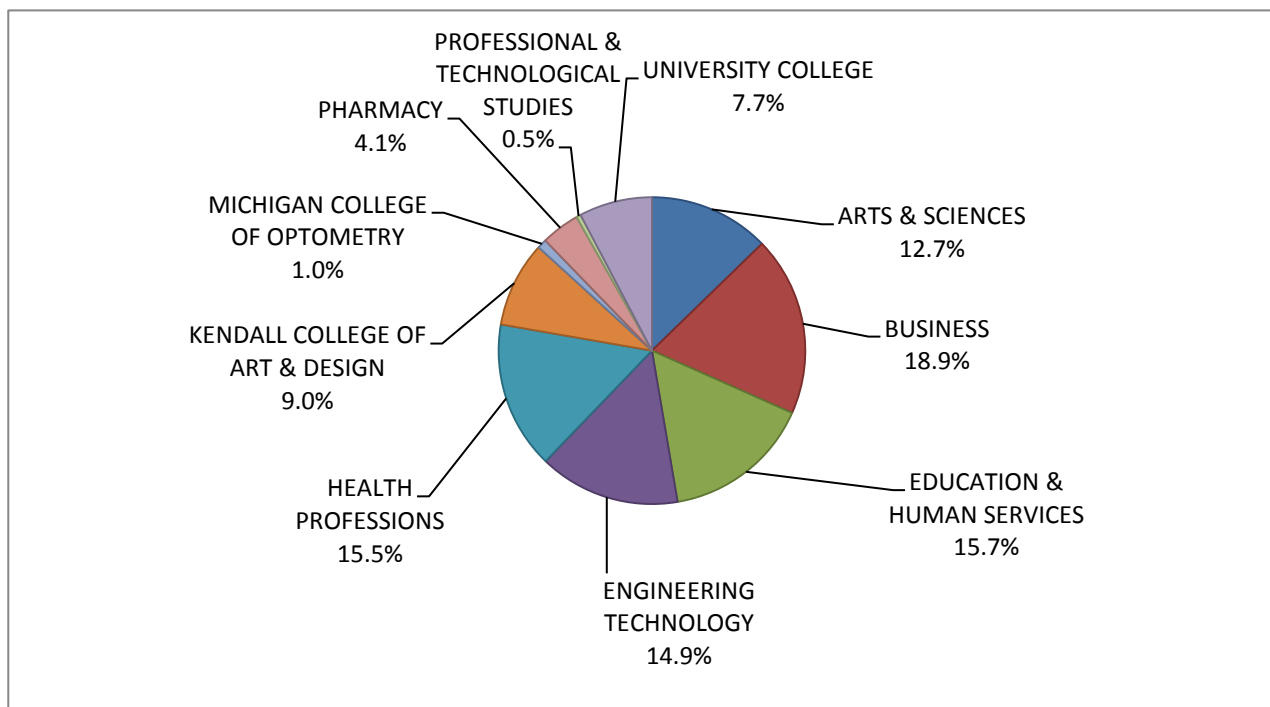
ENROLLMENT

5-YEAR ENROLLMENT BY COLLEGE FALL SEMESTER

<u>COLLEGE</u>	<u>2011-12</u>	<u>2012-13</u>	<u>2013-14</u>	<u>2014-15</u>	<u>2015-2016</u>
ARTS & SCIENCES	2,006	1,942	1,753	1,815	1,874
BUSINESS	2,634	2,700	2,777	2,736	2,784
EDUCATION & HUMAN SERVICES	2,294	2,238	2,277	2,283	2,306
ENGINEERING TECHNOLOGY	1,959	1,915	2,063	2,116	2,188
HEALTH PROFESSIONS	2,716	2,634	2,510	2,443	2,287
KENDALL COLLEGE OF ART & DESIGN	1,414	1,461	1,459	1,438	1,328
MICHIGAN COLLEGE OF OPTOMETRY	145	147	150	145	146
PHARMACY	529	562	588	574	598
PROFESSIONAL & TECHNOLOGICAL	298	303	59	67	70
UNIVERSITY COLLEGE	565	631	1,071	983	1,134
TOTAL	14,560	14,533	14,707	14,600	14,715

Source: Office of Institutional Research & Testing

**PERCENT OF STUDENTS BY COLLEGE
FALL SEMESTER 2015**

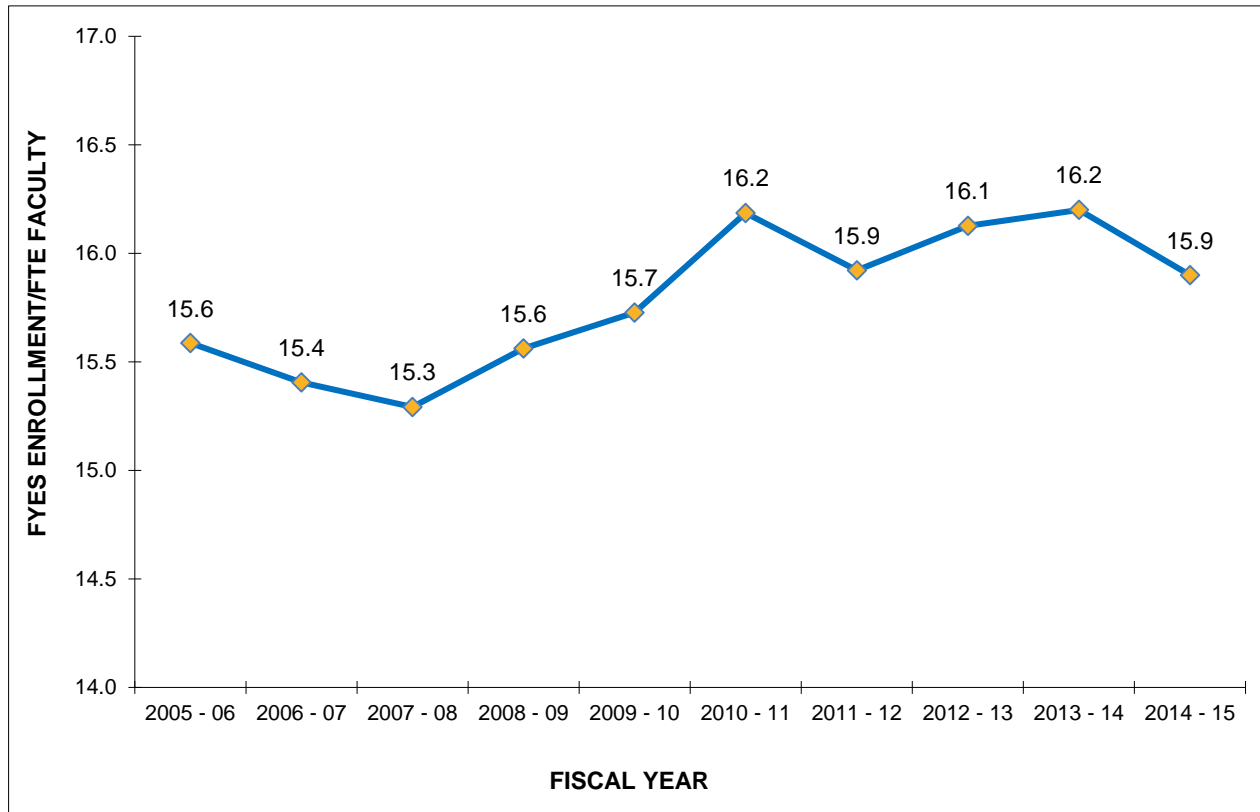


STUDENT ENROLLMENT BY COLLEGE

ARTS & SCIENCES	1,874
BUSINESS	2,784
EDUCATION & HUMAN SERVICES	2,306
ENGINEERING TECHNOLOGY	2,188
HEALTH PROFESSIONS	2,287
KENDALL COLLEGE OF ART & DESIGN	1,328
MICHIGAN COLLEGE OF OPTOMETRY	146
PHARMACY	598
PROFESSIONAL & TECHNOLOGICAL STUDIES	70
UNIVERSITY COLLEGE	1,134
TOTAL	14,715

Source: Office of Institutional Research & Testing

**FULL-YEAR EQUATED STUDENT (FYES) ENROLLMENT PER
FULL-TIME EQUATED (FTE) FACULTY
2005 - 06 to 2014 - 15**



STUDENT - FACULTY RATIO

	<u>FYES</u>	<u>FTE</u>	<u>RATIO</u>
2005 - 06	11,063	709.78	15.6
2006 - 07	11,098	720.39	15.4
2007 - 08	11,392	744.96	15.3
2008 - 09	11,667	749.72	15.6
2009 - 10	11,791	749.75	15.7
2010 - 11	12,076	746.08	16.2
2011 - 12	12,215	767.17	15.9
2012 - 13	12,204	756.73	16.1
2013 - 14	12,142	747.53	16.2
2014 - 15	12,131	759.96	15.9

Source: State of Michigan HEIDI Database, Budget Office

ENROLLMENT SUMMARY FALL 2015

	<u>FULL-TIME</u>		<u>PART-TIME</u>		<u>TOTAL</u>
UNDERGRADUATE STUDENTS	9,103	68%	4,220	32%	13,323
GRADUATE STUDENTS	219	38%	359	62%	578
GRADUATE PROFESSIONAL PRACTICE	733	99%	11	1%	744
DOCTORATE STUDENTS	67	96%	3	4%	70
ALL STUDENTS	10,122	69%	4,593	31%	14,715

	<u>MEN</u>		<u>WOMEN</u>		<u>TOTAL</u>
TOTAL FULL-TIME	5,105	50%	5,017	50%	10,122
TOTAL PART-TIME	1,869	41%	2,724	59%	4,593
TOTALS	6,974	47%	7,741	53%	14,715

	<u>FALL 2013</u>	<u>FALL 2014</u>	<u>FALL 2015</u>
FTIAC'S * (First Time In Any College)	2,644	1,959	1976
DUAL ENROLLED CONTINUING **	na	146	132
DUAL ENROLLED FTIAC **	na	452	526
READMITS	374	463	352
TRANSFERS	1,839	1,866	1,825
CONTINUING	9,831	9,698	9,891
GUEST	19	16	13
TOTAL	14,707	14,600	14,715

<u>FRESHMEN</u>	<u>FALL 2013</u>	<u>FALL 2014</u>	<u>FALL 2015</u>
APPLIED (completed applications)	10,718	10,200	10,297
ADMITTED	8,135	7,999	8,050
ENROLLED	2,644	1,959	1,976
RATIO of ENROLLED to ADMITTED	0.33	0.25	0.25

	<u>FALL 2013</u>	<u>FALL 2014</u>	<u>FALL 2015</u>
TOTAL	14,707	14,600	14,715
ON-LINE	896	983	988
KENDALL	1,459	1,438	1,328
OFF CAMPUS	2,193	2,222	2,183
BIG RAPIDS	10,159	9,957	10,216
IN RESIDENCE HALLS	2,990	2,737	2,757
IN APARTMENTS	408	422	453
IN SUITES	295	294	282
COMMUTERS	6,466	6,504	6,724

* Includes all students, F-T, P-T, degree-seeking and non-degree-seeking.

**Beginning Fall 2014 new breakout-Dual Enrolled Continuing and Dual Enrolled FTIACS (prior to F14 included in Continuing and FTIAC counts)

ENROLLMENT

ENROLLMENT SUMMARY BY COLLEGE
FALL 2015

ARTS & SCIENCES

	<u>FULL-TIME</u>		<u>PART-TIME</u>		<u>TOTAL</u>
UNDERGRADUATE STUDENTS	1,570	87%	238	13%	1,808
GRADUATE STUDENTS	42	64%	24	36%	66
ALL STUDENTS	1,612	86%	262	14%	1,874

	<u>MEN</u>		<u>WOMEN</u>		<u>TOTAL</u>
TOTAL FULL-TIME	578	36%	1,034	64%	1,612
TOTAL PART-TIME	90	34%	172	66%	262
TOTALS	668	36%	1,206	64%	1,874

	<u>FALL 2013</u>	<u>FALL 2014</u>	<u>FALL 2015</u>
FTIAC'S * (First Time In Any College)	408	384	389
READMITS	40	43	42
TRANSFERS	143	152	181
CONTINUING	1,159	1,236	1,261
GUEST	3	0	1
TOTAL	1,753	1,815	1,874

<u>FRESHMAN</u>	<u>FALL 2013</u>	<u>FALL 2014</u>	<u>FALL 2015</u>
APPLIED	1,917	2,175	2,174
ADMITTED	1,440	1,705	1,684

BUSINESS

	<u>FULL-TIME</u>		<u>PART-TIME</u>		<u>TOTAL</u>
UNDERGRADUATE STUDENTS	1,712	67%	860	33%	2,572
GRADUATE STUDENTS	113	53%	99	47%	212
ALL STUDENTS	1,825	66%	959	34%	2,784

	<u>MEN</u>		<u>WOMEN</u>		<u>TOTAL</u>
TOTAL FULL-TIME	1,077	59%	748	41%	1,825
TOTAL PART-TIME	574	60%	385	40%	959
TOTALS	1,651	59%	1,133	41%	2,784

	<u>FALL 2013</u>	<u>FALL 2014</u>	<u>FALL 2015</u>
FTIAC'S * (First Time In Any College)	356	323	313
READMITS	76	78	59
TRANSFERS	406	372	366
CONTINUING	1,933	1,963	2,046
GUEST	6	0	0
TOTAL	2,777	2,736	2,784

<u>FRESHMAN</u>	<u>FALL 2013</u>	<u>FALL 2014</u>	<u>FALL 2015</u>
APPLIED	1,816	1,724	1,676
ADMITTED	1,365	1,303	1,273

* Includes F-T and P-T FTIACS

Source: Office of Institutional Research & Testing

ENROLLMENT SUMMARY BY COLLEGE FALL 2015

EDUCATION & HUMAN SERVICES

	<u>FULL-TIME</u>		<u>PART-TIME</u>		<u>TOTAL</u>
UNDERGRADUATE STUDENTS	1,315	61%	840	39%	2,155
GRADUATE STUDENTS	23	15%	128	85%	151
ALL STUDENTS	1,338	58%	968	42%	2,306

	<u>MEN</u>		<u>WOMEN</u>		<u>TOTAL</u>
TOTAL FULL-TIME	702	52%	636	48%	1,338
TOTAL PART-TIME	409	42%	559	58%	968
TOTALS	1,111	48%	1,195	52%	2,306

	<u>FALL 2013</u>	<u>FALL 2014</u>	<u>FALL 2015</u>
FTIAC'S * (First Time In Any College)	245	271	269
READMITS	58	75	55
TRANSFERS	412	425	407
CONTINUING	1,562	1,512	1,575
GUEST	0	0	0
TOTAL	2,277	2,283	2,306

<u>FRESHMAN</u>	<u>FALL 2013</u>	<u>FALL 2014</u>	<u>FALL 2015</u>
APPLIED	1,348	1,304	1,326
ADMITTED	1,019	1,009	1,029

ENGINEERING TECHNOLOGY

	<u>FULL-TIME</u>		<u>PART-TIME</u>		<u>TOTAL</u>
UNDERGRADUATE STUDENTS	1,783	81%	405	19%	2,188
ALL STUDENTS	1,783	81%	405	19%	2,188

	<u>MEN</u>		<u>WOMEN</u>		<u>TOTAL</u>
TOTAL FULL-TIME	1,632	92%	151	8%	1,783
TOTAL PART-TIME	376	93%	29	7%	405
TOTALS	2,008	92%	180	8%	2,188

	<u>FALL 2013</u>	<u>FALL 2014</u>	<u>FALL 2015</u>
FTIAC'S * (First Time In Any College)	293	291	301
READMITS	45	64	56
TRANSFERS	263	241	256
CONTINUING	1,459	1,520	1,575
GUEST	3	0	0
TOTAL	2,063	2,116	2,188

<u>FRESHMAN</u>	<u>FALL 2013</u>	<u>FALL 2014</u>	<u>FALL 2015</u>
APPLIED	1,038	1,090	1,104
ADMITTED	740	794	820

* Includes F-T and P-T FTIACS

Source: Office of Institutional Research & Testing

ENROLLMENT

ENROLLMENT SUMMARY BY COLLEGE
FALL 2015

HEALTH PROFESSIONS

	<u>FULL-TIME</u>		<u>PART-TIME</u>		<u>TOTAL</u>
UNDERGRADUATE STUDENTS	1,238	57%	944	43%	2,182
GRADUATE STUDENTS	4	4%	101	96%	105
ALL STUDENTS	1,242	54%	1,045	46%	2,287

	<u>MEN</u>		<u>WOMEN</u>		<u>TOTAL</u>
TOTAL FULL-TIME	213	17%	1,029	83%	1,242
TOTAL PART-TIME	140	13%	905	87%	1,045
TOTALS	353	15%	1,934	85%	2,287

	<u>FALL 2013</u>	<u>FALL 2014</u>	<u>FALL 2015</u>
FTIAC'S * (First Time In Any College)	217	191	182
READMITS	110	150	98
TRANSFERS	256	272	236
CONTINUING	1,927	1,830	1,771
GUEST	0	0	0
TOTAL	2,510	2,443	2,287

<u>FRESHMAN</u>	<u>FALL 2013</u>	<u>FALL 2014</u>	<u>FALL 2015</u>
APPLIED	1,471	1,255	1,236
ADMITTED	963	930	905

KENDALL COLLEGE OF ART & DESIGN

	<u>FULL-TIME</u>		<u>PART-TIME</u>		<u>TOTAL</u>
UNDERGRADUATE STUDENTS	901	70%	383	30%	1,284
GRADUATE STUDENTS	37	84%	7	16%	44
ALL STUDENTS	938	71%	390	29%	1,328

	<u>MEN</u>		<u>WOMEN</u>		<u>TOTAL</u>
TOTAL FULL-TIME	278	30%	660	70%	938
TOTAL PART-TIME	116	30%	274	70%	390
TOTALS	394	30%	934	70%	1,328

	<u>FALL 2013</u>	<u>FALL 2014</u>	<u>FALL 2015</u>
FTIAC'S * (First Time In Any College)	445	159	131
Dual Enrolled Continuing**	N/A	67	53
Dual Enrolled FTIAC's**	N/A	157	129
READMITS	19	26	23
TRANSFERS	121	139	120
CONTINUING	872	876	863
GUEST	2	14	9
TOTAL	1,459	1,438	1,328

<u>FRESHMAN</u>	<u>FALL 2013</u>	<u>FALL 2014</u>	<u>FALL 2015</u>
APPLIED	710	305	270
ADMITTED	464	232	175

* Includes F-T and P-T FTIACS

** Beginning Fall 2014 there are two new student types - Dual Enrolled FTIAC's and Dual Enrolled Continuing (these counts were previously in the FTIAC's and Continuing counts)

Source: Office of Institutional Research & Testing

ENROLLMENT SUMMARY BY COLLEGE FALL 2015

MICHIGAN COLLEGE OF OPTOMETRY

	<u>FULL-TIME</u>		<u>PART-TIME</u>		<u>TOTAL</u>
GRADUATE PROFESSIONAL PRACTICE	146	100%	0	0%	146
ALL STUDENTS	146	100%	0	0%	146

	<u>MEN</u>		<u>WOMEN</u>		<u>TOTAL</u>
TOTAL FULL-TIME	67	46%	79	54%	146
TOTAL PART-TIME	0	0%	0	0%	0
TOTALS	67	46%	79	54%	146

	<u>FALL 2013</u>	<u>FALL 2014</u>	<u>FALL 2015</u>
TRANSFERS	34	37	38
CONTINUING	116	108	108
TOTAL	150	145	146

<u>PROFESSIONAL</u>	<u>FALL 2013</u>	<u>FALL 2014</u>	<u>FALL 2015</u>
APPLIED	319	292	264
ADMITTED ²	55	54	61

PHARMACY

	<u>FULL-TIME</u>		<u>PART-TIME</u>		<u>TOTAL</u>
GRADUATE PROFESSIONAL PRACTICE	587	98%	11	2%	598
ALL STUDENTS	587	98%	11	2%	598

	<u>MEN</u>		<u>WOMEN</u>		<u>TOTAL</u>
TOTAL FULL-TIME	262	45%	325	55%	587
TOTAL PART-TIME	6	55%	5	45%	11
TOTALS	268	45%	330	55%	598

	<u>FALL 2013</u>	<u>FALL 2014</u>	<u>FALL 2015</u>
READMITS	0	1	1
TRANSFERS	141	136	152
CONTINUING	445	437	445
GUEST	2	0	0
TOTAL	588	574	598

<u>PROFESSIONAL</u>	<u>FALL 2013</u>	<u>FALL 2014</u>	<u>FALL 2015</u>
APPLIED	663	458	468
ADMITTED ²	183	188	181

* Includes F-T and P-T FTIACS

¹ From Optomcas system

² From Pharmcas system

Source: Office of Institutional Research & Testing

**ENROLLMENT SUMMARY BY COLLEGE
FALL 2015**

PROFESSIONAL & TECHNOLOGICAL STUDIES

	<u>FULL-TIME</u>		<u>PART-TIME</u>		<u>TOTAL</u>
DOCTORATE STUDENTS	67	96%	3	4%	70
ALL STUDENTS	67	96%	3	4%	70

	<u>MEN</u>		<u>WOMEN</u>		<u>TOTAL</u>
TOTAL FULL-TIME	23	34%	44	66%	67
TOTAL PART-TIME	2		1		3
TOTALS	25	36%	45	64%	70

	<u>FALL 2013</u>	<u>FALL 2014</u>	<u>FALL 2015</u>
FTIAC'S * (First Time In Any College)	0	0	0
READMITS	0	0	0
TRANSFERS	0	0	0
CONTINUING	59	67	70
GUEST	0	0	0
TOTAL	59	67	70

<u>FRESHMAN</u>	<u>FALL 2012</u>	<u>FALL 2013</u>	<u>FALL 2014</u>
APPLIED	52	n/a	n/a
ADMITTED	39	n/a	n/a

UNIVERSITY COLLEGE

	<u>FULL-TIME</u>		<u>PART-TIME</u>		<u>TOTAL</u>
UNDERGRADUATE STUDENTS	584	51%	550	49%	1,134
ALL STUDENTS	584	51%	550	49%	1,134

	<u>MEN</u>		<u>WOMEN</u>		<u>TOTAL</u>
TOTAL FULL-TIME	273	47%	311	53%	584
TOTAL PART-TIME	156	28%	394	72%	550
TOTALS	429	38%	705	62%	1,134

	<u>FALL 2013</u>	<u>FALL 2014</u>	<u>FALL 2015</u>
FTIAC'S * (First Time In Any College)	680	340	391
Dual Enrolled Continuing**	N/A	79	79
Dual Enrolled FTIAC's**	N/A	295	397
READMITS	26	26	18
TRANSFERS	63	92	69
CONTINUING	299	149	177
GUEST	3	2	3
TOTAL	1,071	983	1,134

<u>FRESHMAN</u>	<u>FALL 2013</u>	<u>FALL 2014</u>	<u>FALL 2015</u>
APPLIED	2,414	2,344	2,510
ADMITTED	2,015	2,024	2,164

* Includes F-T and P-T FTIACS

** Beginning Fall 2014 there are two new student types - Dual Enrolled FTIAC's and Dual Enrolled Continuing (these counts were previously in the FTIAC's and Continuing counts)

Source: Office of Institutional Research & Testing

COMPARATIVE FALL ENROLLMENT REPORT BY COLLEGE

	<u>WOMEN</u>	<u>MEN</u>	<u>2015 TOTAL</u>	<u>2014 TOTAL</u>
ARTS & SCIENCES	1,206	668	1,874	1,815
Associate Degree	378	223	601	560
Bachelor Degree	768	438	1,206	1,224
Master's Degree	58	7	65	31
Certificate	1	0	1	0
Non-Degree Seeking Graduate	1	0	1	0
BUSINESS	1,133	1,651	2,784	2,736
Associate Degree	206	209	415	454
Bachelor Degree	859	1,289	2,148	2,140
Certificate	15	13	28	19
Master's Degree	53	139	192	120
Non-Degree Seeking Undergraduate	0	1	1	3
EDUCATION & HUMAN SERVICES	1,195	1,111	2,306	2,283
Associate Degree	212	308	520	479
Bachelor Degree	884	735	1,619	1,631
Certificate	0	0	0	1
Master's Degree	75	60	135	138
Non-Degree Seeking Certificate	16	4	20	26
Non-Degree Seeking Graduate	8	4	12	8
ENGINEERING TECHNOLOGY	180	2,008	2,188	2,116
Associate Degree	91	868	959	843
Bachelor Degree	87	1,131	1,218	1,260
Certificate	2	9	11	12
Non-Degree Seeking Undergraduate	0	0	0	1
HEALTH PROFESSIONS	1,934	353	2,287	2,443
Associate Degree	523	80	603	576
Bachelor Degree	1,317	262	1,579	1,766
Certificate	1	0	1	1
Master's Degree	93	11	104	98
Non-Degree Seeking Undergraduate	0	0	0	2
KENDALL	934	394	1,328	1,438
Bachelor Degree	751	342	1,093	1,152
Master's Degree	30	14	44	46
Non-Degree Seeking Special Programs	4	5	9	16
Non-Degree Seeking Undergraduate	149	33	182	224
OPTOMETRY	79	67	146	145
O.D. Degree	79	67	146	145
PHARMACY	330	268	598	574
Pharm D Degree	330	268	598	574
PROFESSIONAL & TECHNOLOGICAL STUDIES	45	25	70	67
Ed.D. Degree	45	25	70	67
UNIVERSITY COLLEGE	705	429	1,134	983
Associate Degree	321	248	569	514
Non-Degree Seeking Undergraduate	384	181	565	469
TOTAL	7,741	6,974	14,715	14,600

Source: Office of Institutional Research & Testing

SCH/FTE/FYES

Student Credit Hours (SCH) Produced By Campus

<u>STUDENT CREDIT HOURS</u>	<u>FALL 2013</u>	<u>FALL 2014</u>	<u>FALL 2015</u>	<u>% Δ '14 to '15</u>
BIG RAPIDS	124,675.5	122,926	122,921	0%
KENDALL	15,121	15,169	14,069	-7%
OFF CAMPUS	14,286	14,117	13,938	-1%
INTERNET	13,101	14,241	15,758	11%
TOTAL	167,183.5	166,453	166,686	0%

Source: Office of Institutional Research and Testing

Student Credit Hours (SCH) Produced By Student Level

Fall Semester	Undergraduate	Graduate	Professional Practice	Doctorate	Total
2011	152,885	2,859	11,009	312	167,065
2012	153,753	2,947	11,337	420	168,457
2013	152,513	2,614	11,644	413	167,184
2014	151,518	2,987	11,488	460	166,453
2015	150,114	4,127	11,968	477	166,686

Full-Time Equated Student (FTE) By Student Level

Fall Semester	Undergraduate	Graduate	Professional Practice	Doctorate	Total
2011	10,192	238	674	39	11,143
2012	10,250	246	709	53	11,258
2013	10,168	218	738	52	11,176
2014	10,101	249	719	58	11,127
2015	10,008	344	744	60	11,156

Source: Office of Institutional Research and Testing

Full-Year Equated Student (FYES)

Academic Year	FYES	Academic Year	FYES
2005/06	11,063	2010/11	12,076
2006/07	11,098	2011/12	12,215
2007/08	11,392	2012/13	12,204
2008/09	11,667	2013/14	12,142
2009/10	11,791	2014/15	12,131

Source: State of Michigan HEIDI Database, Appendix A, Budget Office

**Ferris State University - Student Enrollment
Degree and Non-Degree Seeking
Fall 2011 - Fall 2015**

	<u>Headcount</u>	<u>FTIAC</u>	<u>Transfer</u>	<u>FTE</u>
Fall 2015				
Degree Seeking	13,925	1,958	1,792	10,936
Non-Degree Seeking	790	18	33	214
Total	14,715	1,976	1,825	11,150

Fall 2014				
Degree Seeking	13,851	1,926	1,840	10,902
Non-Degree Seeking	749	33	26	225
Total	14,600	1959*	1,866	11,127

Fall 2013				
Degree Seeking	13,861	2,006	1,816	10,924
Non-Degree Seeking	846	638	23	252
Total	14,707	2,644	1,839	11,176

Fall 2012				
Degree Seeking	13,943	2,135	1,780	11,051
Non-Degree Seeking	590	405	33	207
Total	14,533	2,540	1,813	11,258

Fall 2011				
Degree Seeking	13,925	2,111	1,821	10,946
Non-Degree Seeking	635	445	47	197
Total	14,560	2,556	1,868	11,143

*Beginning Fall 2014 Dual Enrolled Students are not in the FTIAC count

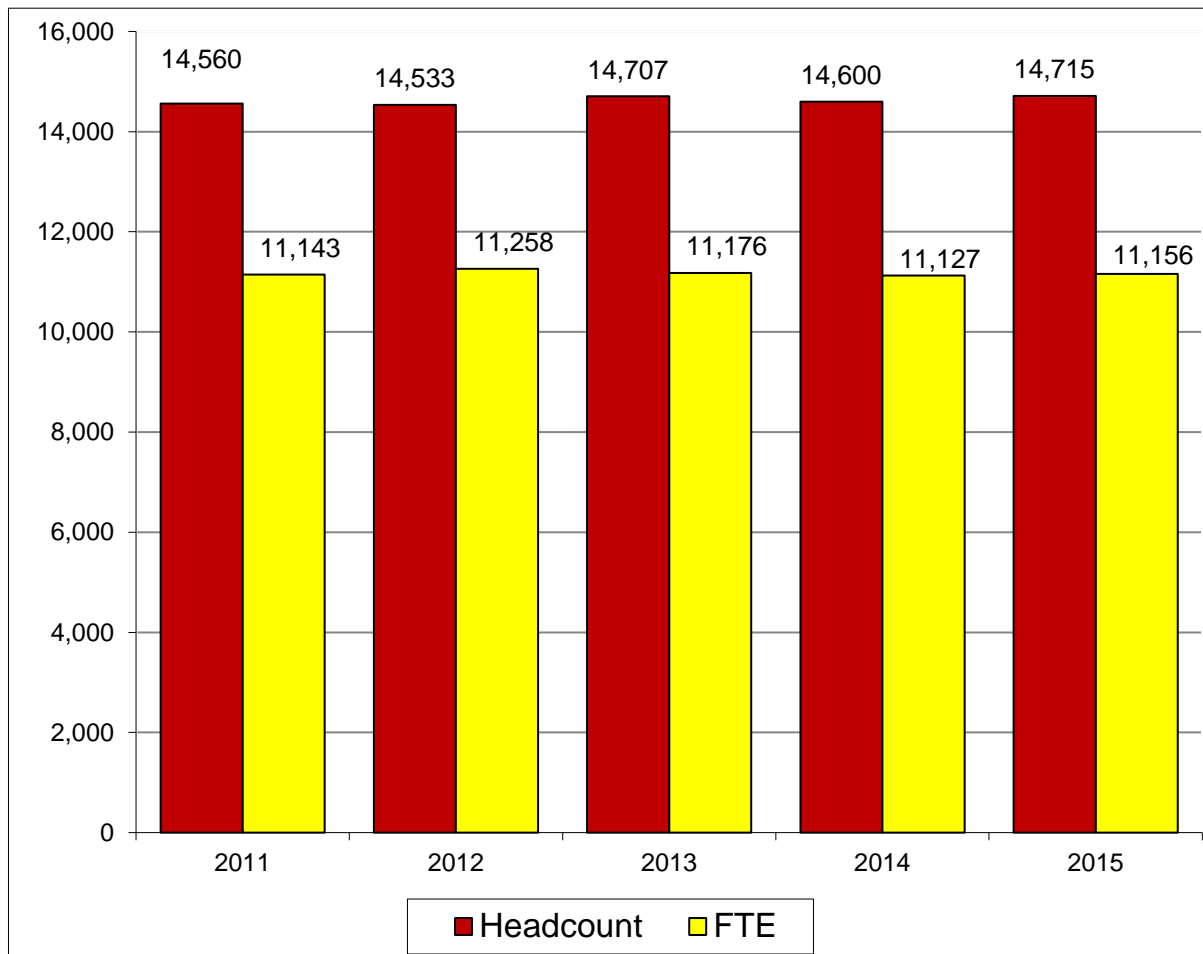
ENROLLMENT

**COMPARATIVE FALL ENROLLMENT &
STUDENT CREDIT HOUR (SCH) PRODUCTION BY SITE**

Student Headcount				Student Credit Hours			
<i>Headcount based on where student enrolled</i>				<i>SCH based on Course Credit Production</i>			
Student Site				Course Section			
<u>Code</u>	<u>Site</u>	<u>Fall 2014</u>	<u>Fall 2015</u>	<u>Code</u>	<u>Site</u>	<u>Fall 2014</u>	<u>Fall 2015</u>
AG	Grand Rapids	970	965	AG	Grand Rapids	7,120	6,895
EA	Auburn Hills	28	30	EA	Auburn Hills	244	197
EF	Flint	138	137	EF	Flint	761	895
EG	Garden City	32	25	EG	Garden City	280	259
EH	Howell	15	23	EH	Howell	84	132
EL	Lansing	207	198	EL	Lansing	1,244	1,059
EM	Midland/University Center	156	140	EM	Midland/University Center	882	800
EP	Port Huron	31	49	EP	Port Huron	233	352
ER	Warren	56	77	ER	Warren	136	335
EU	Utica/Clinton Township	44	39	EU	Utica/Clinton Township	200	173
EW	Harper Woods	59	70	EW	Wayne	415	512
K	Kendall	1,439	1,331	K	Kendall	15,169	14,117
M	Main Big Rapids	9,666	9,825.0	M	Main Big Rapids	122,270.5	122,224.5
MB	Big Rapids/CPTS	156	177	MB	Big Rapids/CPTS	14,241	15,625
MG	Greenville/Sidney	4	0	MG	Greenville/Sidney	0	35
MX	Concurrent Enrollment	134	211	MX	Concurrent Enrollment	428	748
NA	Alpena	2	2	NA	Alpena	0	0
NP	Petoskey	0	1	NP	Petoskey	0	0
NS	Scottville	29	31	NS	Scottville	108	116
NT	Traverse City	308	243	NT	Traverse City	1,852	1,599
OL	Online	983	988	OL	Online	0	0
OS	Study Away	0	0	OS	Study Away	228	34
WB	Benton Harbor	0	2	WB	Benton Harbor	0	0
WD	Dowagiac	111	117	WD	Dowagiac	456	508
WH	Holland	0	1	WH	Holland	0	0
WM	Muskegon	32	33	WM	Muskegon	102	71
TOTAL		14,600	14,715.0	TOTAL		166,453.0	166,686.0

Source: Office of Institutional Research & Testing

TOTAL FALL STUDENT HEADCOUNT COMPARED TO STUDENT FTE



<u>Fall Semester</u>	<u>Student Headcount</u>	<u>Student FTE</u>
2011	14,560	11,143
2012	14,533	11,258
2013	14,707	11,176
2014	14,600	11,127
2015	14,715	11,156

Source: Office of Institutional Research & Testing

COMPARATIVE FALL ENROLLMENT BY RACE/ETHNIC ORIGIN

	2014 TOTAL		2015 TOTAL		DIFFERENCE
AMERICAN INDIAN OR ALASKAN NATIVE	78	1%	76	1%	-2
ASIAN	207	1%	187	1%	-20
BLACK OR AFRICAN AMERICAN	1,015	7%	1,042	7%	27
HISPANIC OR LATINO	556	4%	696	5%	140
INTERNATIONAL	439	3%	536	4%	97
NATIVE HAWAIIAN OR PACIFIC ISLANDER	7	0%	10	0%	3
TWO OR MORE RACES	442	3%	452	2%	10
WHITE	11,381	78%	11,289	77%	-92
UNREPORTED	475	3%	427	3%	-48
TOTAL	14,600		14,715		115

The following definitions are used in determining racial/ethnic designations.

American Indian or Alaskan Native:

A person having origins in any of the original peoples of North and South America (including Central America), and who maintains cultural identification through tribal affiliation or community attachment.

Asian:

A person having origins in any of the original peoples of the Far East, Southeast Asia, or the Indian Subcontinent including, for example, Cambodia, China, India, Japan, Korea, Malaysia, Pakistan, the Philippine Islands, Thailand, and Vietnam.

Black or African American:

A person having origins in any of the black racial groups of Africa.

Hispanic or Latino:

A person of Cuban, Mexican, Puerto Rican, Central or South American, or other Spanish culture or origin, regardless of race.

International:

A person who is not a citizen of the United States, and who is in this country on a temporary basis and does not have a right to remain indefinitely.

Native Hawaiian or Pacific Islander:

A person having origins in any of the original peoples of Hawaii, Guam, Samoa, or other Pacific Island.

White:

A person having origins in any of the original peoples of Europe, the Middle East, or North Africa.

Source: Office of Institutional Research & Testing

ETHNIC DISTRIBUTION BY COLLEGE FALL 2015

<u>COLLEGE</u>	American Indian/ Native Alaskan	Asian	Black Or African American	Hispanic Or Latino	Int'l.	Native Hawaiian Or Pacific Islander	Two or More Races	White	Un- reported	Total
<u>Arts & Sciences</u>										
Female	7	20	83	47	9	0	32	996	12	1,206
Male	2	19	51	31	13	0	21	524	7	668
Total	9	39	134	78	22	0	53	1,520	19	1,874
<u>Business</u>										
Female	8	10	84	59	51	0	33	876	12	1,133
Male	13	19	90	72	132	4	47	1,244	30	1,651
Total	21	29	174	131	183	4	80	2,120	42	2,784
<u>Education</u>										
Female	3	3	198	69	15	2	60	831	14	1,195
Male	5	9	126	67	10	0	43	836	15	1,111
Total	8	12	324	136	25	2	103	1,667	29	2,306
<u>Engineering Tech.</u>										
Female	0	0	4	6	5	0	3	159	3	180
Male	10	15	51	66	144	0	38	1,658	26	2,008
Total	10	15	55	72	149	0	41	1,817	29	2,188
<u>Health Professions</u>										
Female	13	24	88	55	13	1	46	1,666	28	1,934
Male	4	5	15	11	13	1	14	286	4	353
Total	17	29	103	66	26	2	60	1,952	32	2,287
<u>Kendall</u>										
Female	4	16	24	55	39	1	36	739	20	934
Male	2	15	15	35	19	0	19	277	12	394
Total	6	31	39	90	58	1	55	1,016	32	1,328
<u>Optometry</u>										
Female	0	2	0	2	0	0	2	60	13	79
Male	0	1	1	6	2	0	0	50	7	67
Total	0	3	1	8	2	0	2	110	20	146
<u>Pharmacy</u>										
Female	2	6	5	9	14	0	3	178	113	330
Male	0	3	1	8	6	0	3	145	102	268
Total	2	9	6	17	20	0	6	323	215	598
<u>Professional & Tech.</u>										
Female	0	0	8	1	0	0	0	35	1	45
Male	0	1	4	0	0	0	0	20	0	25
Total	0	1	12	1	0	0	0	55	1	70
<u>University College</u>										
Female	2	15	112	68	19	1	29	455	4	705
Male	1	4	82	29	32	0	23	254	4	429
Total	3	19	194	97	51	1	52	709	8	1,134
<u>University Totals</u>										
Total Female	39	96	606	371	165	5	244	6,255	220	7,741
Total Male	37	91	436	325	371	5	208	5,474	207	6,974
Total	76	187	1,042	696	536	10	452	11,729	427	14,715

Source: Office of Institutional Research & Testing

ENROLLMENT

FALL ENROLLMENT BY PROGRAM

ARTS & SCIENCES	2012/13			2013/14			2014/15			2015/16		
	ON	OFF	OL	ON	OFF	OL	ON	OFF	OL	ON	OFF	OL
BIOLOGY												
Biology BA	3			2			0			1		
Biology BS	104			65			46			59		
Biology/Environmental Biology BS	18			31			31			36		
Biology/Forensic Biology BS	60			40			41			37		
Biology/Pre-Dentistry BS	27			21			29			26		
Biology/Pre-Medicine BS	68			83			84			79		
Biology/Pre-Optometry BS	122			106			94			105		
Biology/Pre-Pharmacy BS				63			96			38		
Biology/Pre-Veterinary Medicine BS	19			25			22			23		
Biotechnology BS	34			41			49			44		
Pre-Physical Therapy BS	41			51			44			45		
Pre-Science AS	102			82			106			135		
<i>PROGRAM LOCATION TOTAL</i>	598	0	0	610	0	0	642	0	0	628	0	0
<i>DEPARTMENT TOTAL</i>	598			610			642			628		
HUMANITIES												
Applied Speech Communication AA	3			8			10			22		
Applied Speech Communication BS	34			45			39			39		
Communication BA	14			12			7			3		
History BA	27			20			20			18		
Sports Communication CERT				1			0			0		
Sports Communication BS							4			25		
<i>PROGRAM LOCATION TOTAL</i>	78	0	0	86	0	0	80	0	0	107	0	0
<i>DEPARTMENT TOTAL</i>	78			86			80			107		
LANGUAGES & LITERATURE												
English BA	25			24			21			20		
Journalism & Technical Communication BS	11			9			20			12		
Liberal Arts AA	14			16			14			12		
Pre-Arts AA	7			9			5			1		
Pre-Technical Communications AA	3			6			7			4		
Technical Writing CERT										1		
Technical & Professional Communication BS	8	8		6	6		5	4		7	1	
<i>PROGRAM LOCATION TOTAL</i>	68	8	0	70	6	0	72	4	0	57	1	0
<i>DEPARTMENT TOTAL</i>	76			76			76			58		

FALL ENROLLMENT BY PROGRAM

ARTS & SCIENCES	2012/13			2013/14			2014/15			2015/16		
	ON	OFF	OL	ON	OFF	OL	ON	OFF	OL	ON	OFF	OL
MATHEMATICS												
Actuarial Science							8			22		
Applied Mathematics BS	14			11			17			13		
Applied Mathematics/Actuarial Science BS	25			31			22			10		
Applied Mathematics/Computer Science BS	5			9			12			19		
Applied Mathematics/Industrial BS				1			0			0		
Applied Mathematics/Operation Research BS	1			2			1			1		
Mathematics BA	7			3			3			0		
Pre-Engineering AS	4			3			2			5		
<i>PROGRAM LOCATION TOTAL</i>	56	0	0	60	0	0	65	0	0	70	0	0
<i>DEPARTMENT TOTAL</i>	56			60			65			70		
PHYSICAL SCIENCES												
Biochemistry BA	9			6			7			8		
Chemistry BA	33			26			26			26		
Industrial Chemistry Technology AAS	1			1			0			0		
Pre-Mortuary Science AS	5			6			6			3		
Pre-Optometry AS							1			0		
Pre-Pharmacy AS	435			350			335			339		
<i>PROGRAM LOCATION TOTAL</i>	483	0	0	389	0	0	375	0	0	376	0	0
<i>DEPARTMENT TOTAL</i>	483			389			375			376		
SOCIAL SCIENCES												
Master of Social Work MSW							23	8		53	12	
Political Science BS	21			22			27			19		
Pre-Law AA	12			11			3			5		
Pre-Psychology AA	32			39			35			35		
Pre-Public Administration AA	2			4			1			1		
Pre-Social Work AA	29			34			35			39		
Psychology BS	134			123			126			132		
Social Work BSW	137	53		129	62		155	65		157	51	
Sociology BA	9			9			13			11		
<i>PROGRAM LOCATION TOTAL</i>	376	53	0	371	62	0	418	73	0	452	63	0
<i>DEPARTMENT TOTAL</i>	429			433			491			515		
ARTS & SCIENCES												
Fast Track*	119	0		51	9	39	42	3	41	63	2	54
Integrative Studies BIS	57	10	27	51	9	39	42	3	41	63	2	54
Math/Science Technology Center	4											
Undeclared		5			0			0		1	0	
<i>PROGRAM LOCATION TOTAL</i>	180	15	27	51	9	39	42	3	41	64	2	54
<i>DEPARTMENT TOTAL</i>	222			99			86			120		
<i>COLLEGE LOCATION TOTAL</i>	1,839	76	27	1,637	77	39	1,694	80	41	1,754	66	54
<i>COLLEGE TOTAL</i>	1,942			1,753			1,815			1,874		

* Fast Track moved to University College in Fall 2013.

Source: Office of Institutional Research & Testing

ENROLLMENT

FALL ENROLLMENT BY PROGRAM

BUSINESS	2012/ 13			2013/ 14			2014/ 15			2015/ 16		
	ON	OFF	OL	ON	OFF	OL	ON	OFF	OL	ON	OFF	OL
ACCOUNTING, FINANCE, & INFORMATION SYSTEMS												
Accountancy AAS	22			25			21			10		
Accountancy BS	7	21		16	2		68	0		80	65	
Accountancy/Computer Info Systems BS	5			11			9			14		
Accountancy/Finance BS	38			26			22			28		
Accountancy/Professionally Directed BS	21			15			4			0		
Accountancy/Public Accounting BS	54	62		55	74		9	83		0	0	
Adv. Studies Business Intelligence CERT										1		
Adv. Studies Project Mgmt CERT	1			1			1			5		
Computer Information Systems AAS	13			13			12			26		
Computer Information Systems BB										1		
Computer Information Systems BS	60	44		68	46		69	52		55	55	
Computer Information Technology BS	36	39		42	51		47	49		45	58	
Finance BS	28			37			38			43		
Finance/Corporate Accounting BS	4			1			0			0		
Finance/Investment BS	11			3			1			0		
Finance/Real Estate BS	1			0			0			0		
Homeland Security Digital/Forensics CERT		0			0			0			1	
Information Security & Intelligence BS	46	93		54	83		59	80		64	96	
Information Security & Intelligence MISI	11			34			53			124		
Master of Information Systems Management	20			2			1			0		
Project Management CERT	1			0		2	0			0		
PROGRAM LOCATION TOTAL	379	259	0	403	256	2	414	264	0	496	275	0
DEPARTMENT TOTAL	638			661			678			771		

MANAGEMENT												
Advanced Study Mgt Tools CERT	2			2			0			1		
Advanced Study Design/Innovation CERT	3			5			12			12		
Advanced Studies Incident Response CERT							1			1		
Business Admin w/ Professional Tracks BS	27	103	3	25	106	14	19	113	19	13	120	29
Business Administration BS	200	266	11	219	262	28	198	230	32	199	208	53
Business Administration w/ Legal Studies BS	30			24			23			25		
Business Administration/Aviation BS		7			5			4			4	
General Business AAS	63			85			74			53		
Human Resource Management BS	27	3		17	7		19	11		31	13	
Human Resource Management CERT		2			0			2			1	1
Insurance & Risk Management BS				3			4			9		
International Business CERT												1
Leadership and Supervision CERT								1			1	2
Lean Systems CERT				1			0			1		
Legal Studies AAS	11			10			19			20		
Management BS	4			0			0			0		
Master of Business Administration	55	1	44	43	0	44	39	0	27	36	0	32
Operations & Supply Management BS	19			22			28			29		
Operations & Supply Management BB							2			0		
Pre-Business AAS	73			52			47			44		
Small Business Management CERT	1			0			0			0		
Supervision CERT				1			0			0		
PROGRAM LOCATION TOTAL	515	382	58	509	380	86	485	361	78	474	347	118
DEPARTMENT TOTAL	955			975			924			939		

FALL ENROLLMENT BY PROGRAM

BUSINESS	2012/ 13			2013/ 14			2014/ 15			2015/ 16		
	ON	OFF	OL	ON	OFF	OL	ON	OFF	OL	ON	OFF	OL
MARKETING												
Advertising BS	2			1			0			0		
Advertising/Integrative Marketing Comm BS	47			55			49			51		
Business Data Analytics BS	0			3			5			11		
E-Commerce CERT			1		1			0				0
Graphic Communication AAS	9			19			16			10		
Graphic Design AAS	98			98			107			89		
Graphic Design BS	37			38			28			27		
Graphic Media Management BS	11			25			25			22		
Healthcare Marketing							6			8		
Marketing AAS				2			53			60		
Marketing BS	126			123			145			149		
Pre-Marketing	35			52			45			51		
Public Relations BS	48			39			43			42		
PROGRAM LOCATION TOTAL	413	0	1	455	0	1	522	0	0	520	0	0
DEPARTMENT TOTAL	414			456			522			520		

SPORTS, ENTERTAINMENT, & HOSPITALITY MANAGEMENT												
Dietary & Food Service Management AAS	10			6			3	2		4	4	
Culinary Mgmt CERT	1			1			1			0		
Hospitality Management BS										9	11	
Hotel Management BS	7			12	11		12	30		10	26	
Hotel Mgmt/Restaurant & Food Ind. Mgmt BS	43	1		33	8		34	5		30	1	
Marketing/Professional Tennis BS	11			1			0			0		
Music Industry Management BS	203			194			160			154		
Pre-Hospitality AAS				3			7			6		
Pre-Music Industry Management AAS	12			18			0			0		
Pre-Professional Golf Management BS	14			16			8			3		
Pre-Professional Tennis Mgmt AAS	18			11			15			11		
Professional Golf Management BS	236			224			215			194		
Professional Tennis Management BS	33			45			40			28		
Resort Management BS	75			59			43			35		
Restaurant & Food Industry Mgmt AAS	28			40			33			27		
Special Event/Meeting Planning							1			0		
PROGRAM LOCATION TOTAL	691	1	0	663	19	0	572	37	0	511	42	0
DEPARTMENT TOTAL	692			682			609			553		

BUSINESS												
Undeclared		1			1			3			1	
PROGRAM LOCATION TOTAL	0	1	0	0	1	0	0	3	0	0	1	0
DEPARTMENT TOTAL	1			1			3			1		

COLLEGE LOCATION TOTAL	1,998	643	59	2,030	656	89	1,993	665	78	2,001	665	118
COLLEGE TOTAL	2,700			2,775			2,736			2,784		

Source: Office of Institutional Research & Testing

ENROLLMENT

FALL ENROLLMENT BY PROGRAM

EDUCATION & HUMAN SERVICES	2012/13			2013/14			2014/15			2015/16		
	ON	OFF	OL	ON	OFF	OL	ON	OFF	OL	ON	OFF	OL
LEISURE STUDIES & WELLNESS												
Recreation Leadership & Management BS	41			15			6			1		
<i>PROGRAM LOCATION TOTAL</i>	41	0	0	15	0	0	6	0	0	1	0	0
<i>DEPARTMENT TOTAL</i>	41			15			6			1		

SCHOOL OF CRIMINAL JUSTICE												
Criminal Justice BS	258	590		2	0		0	0		0	0	
Criminal Justice Corrections BS				36			38			37		
Criminal Justice Generalist BS				96	592		95	617		94	605	
Criminal Justice Law Enforcement BS				115			108			109	1	
Master of Criminal Justice Administration	35	27		21	27		24	31		27	38	
Pre-Criminal Justice AA	367			373			380			390		
<i>PROGRAM LOCATION TOTAL</i>	660	617	0	643	619	0	645	648	0	657	644	0
<i>DEPARTMENT TOTAL</i>	1,277			1,262			1,293			1,301		

SCHOOL OF EDUCATION												
Adv. Studies Total Quality Mgmt CERT								1			0	
Biology Education BS	15	2		12	3		13	2		12	1	
Busn Mgmt Mktg Tech Teaching BS	4			1			2			2		
Career & Technical Education MS	25	21		21	18		21	14		18	9	
Certification CERT	13	20		5	16		6	14		5	7	
Certification Elementary Education CERT	1	6		2	5		1	3		1	0	
Certification Graduate CERT	4	0		0	0		1	0		2	2	
Chemistry Education BS	3			5			6			5		
Curriculum & Instruction M.Ed.	60	33		36	27		21	18		18	10	
Early Childhood Education AAS	23			21			25			24		
Early Childhood Education BS	42	50		45	47		42	50		43	42	
Educational Leadership MS	1			3			8	1		11	4	
Elementary Education BS	153	124		124	115		112	126		111	122	
English Education BS	23	1		24	1		23	2		28	3	
History Education BS	33	2		27	2		14	2		13	0	
Mathematics Education BS	30	8		28	5		33	4		20	3	
Political Science Education BS	2			0			0			3		
Pre-Teaching Elementary AA	21			26			31			23		
Pre-Teaching Secondary AA	31			30			21			24		
Pro-Mo-TEd-Technical Education			11			7			12			11
Social Studies BS	36	4		35	5		35	7		31	11	
Social Studies/Elementary BS	0			0			5			6	3	
Technical Education BS	3	1	0	3	4	0	0	2	0	1	3	0
<i>PROGRAM LOCATION TOTAL</i>	523	272	11	448	248	7	420	246	12	401	220	11
<i>DEPARTMENT TOTAL</i>	806			703			678			632		

FALL ENROLLMENT BY PROGRAM

EDUCATION & HUMAN SERVICES	2012/13			2013/14			2014/15			2015/16		
	ON	OFF	OL	ON	OFF	OL	ON	OFF	OL	ON	OFF	OL
TELEVISION AND DIGITAL MEDIA PRODUCTION												
Television & Digital Media Production BS	92			86			68			77		
Digital Animation & Game Design BAS*				164			186			16	176	
Digital Media Software Engineering BAS*				29			1				2	
Digital Media Software Engineering BS							20				27	
Pre-Digital Media							22			59		
<i>PROGRAM LOCATION TOTAL</i>	92	0	0	86	193	0	90	207	0	152	205	0
<i>DEPARTMENT TOTAL</i>	92			279			297			357		
EDUCATION & HUMAN SERVICES												
Art Education CERT for BFA	3			3			1			3		0
Undeclared Graduate	12	7		11	4		3	5		11	1	
<i>PROGRAM LOCATION TOTAL</i>	15	7	0	14	4	0	4	5	0	14	1	0
<i>DEPARTMENT TOTAL</i>	22			18			9			15		
<i>COLLEGE LOCATION TOTAL</i>	1,331	896	11	1,206	1,064	7	1,165	1,106	12	1,225	1,070	11
<i>COLLEGE TOTAL</i>	2,238			2,277			2,283			2,306		

* Moved from Professional and Technological Studies Fall 2013.

Source: Office of Institutional Research & Testing

ENROLLMENT

FALL ENROLLMENT BY PROGRAM

ENGINEERING TECHNOLOGY	2012/13			2013/14			2014/15			2015/16		
	ON	OFF	OL	ON	OFF	OL	ON	OFF	OL	ON	OFF	OL
ARCHITECTURAL TECHNOLOGY & FACILITY MANAGEMENT												
Architectural Technology AAS	67			62			56			56		
Architecture & Sustainability BS	22			29			32			26		
Facilities Management BS	32			29			29			22		
Facilities Management CERT			7			6			9			7
Pre-Architectural Sustainability BS	3			1			0			0		
Pre-Architectural Technology AAS	6			5			3			6		
Pre-Facilities Management BS	6			2			3			4		
PROGRAM LOCATION TOTAL	136	0	7	128	0	6	123	0	9	114	0	7
DEPARTMENT TOTAL	143			134			132			121		

AUTOMOTIVE												
Automotive Engineering Technology BS	157			182			187			183		
Automotive Management BS	53	12		44	16	2	36	14	13	36	13	20
Automotive Management (2+2) BS				1			2			1		
Automotive Service Technology AAS	39			26			31			26		
Pre-Automotive Engineering Technology BS	9			16			12			21		
Pre-Automotive Management BS	0			5			8			5		
Pre-Automotive Service Technology AAS	11			14			5			7		
PROGRAM LOCATION TOTAL	269	12	0	288	16	2	281	14	13	279	13	20
DEPARTMENT TOTAL	281			306			308			312		

CONSTRUCTION TECHNOLOGY & MANAGEMENT												
Advanced Construction Management CERT		1			1			0			0	
Building Construction Technology AAS	13			15			18			75		
Civil Engineering Technology AAS	9			9			14			20		
Construction Administration CERT					1			1		1	0	
Construction Management BS	166	19		162	29		153	17		110	33	
Pre-Building Construction Technology AAS	6			5			3			6		
Pre-Civil Engineering Technology AAS	1			0			0			2		
Pre-Construction Management BS	5			1			6			3		
PROGRAM LOCATION TOTAL	200	20	0	192	31	0	194	18	0	217	33	0
DEPARTMENT TOTAL	220			223			212			250		

ELECTRONICS/CNS												
Computer Networks & Systems BS	45			39			34			30		
Electrical/Electronics Engineering Tech BS	29			37			53			48		
Industrial Electronics Technology AAS	35			52			58			59		
Pre-Computer Networks & Systems BS	5			3			3			0		
Pre-Electrical/Electronics Eng Tech BS	2			8			6			4		
Pre-Industrial Electronics Technology AAS	5			9			7			3		
PROGRAM LOCATION TOTAL	121	0	0	148	0	0	161	0	0	144	0	0
DEPARTMENT TOTAL	121			148			161			144		

ENERGY SYSTEMS												
Energy Systems Engineering BS	16			18			16			8		
Pre-Energy Systems Engineering BS	5			4			2			6		
PROGRAM LOCATION TOTAL	21	0	0	22	0	0	18	0	0	14	0	0
DEPARTMENT TOTAL	21			22			18			14		

FALL ENROLLMENT BY PROGRAM

ENGINEERING TECHNOLOGY	2012/13			2013/14			2014/15			2015/16		
	ON	OFF	OL	ON	OFF	OL	ON	OFF	OL	ON	OFF	OL
HEAVY EQUIPMENT												
Heavy Equipment Service Engineering BS	34			37			34			27		
Pre-Heavy Equipment Service Eng. Tech BS	1			1			0			1		
Heavy Equipment Technology AAS	74			61			69			73		
Pre-Heavy Equipment Technology AAS	2			6			5			2		
<i>PROGRAM LOCATION TOTAL</i>	111	0	0	105	0	0	108	0	0	103	0	0
<i>DEPARTMENT TOTAL</i>	111			105			108			103		

HVACR												
HVACR Engineering Technology BS	74		69	80		73	5		4	6		0
HVACR Eng. Tech. & Energy Mgmt. BS				4			54		69	32		59
HVACR Technology AAS	65			60			58			59		
Pre-HVACR Engineering Technology BS	5			1			1			4		
Pre-HVACR Technology AAS	7			6			2			6		
<i>PROGRAM LOCATION TOTAL</i>	151	0	69	151	0	73	120	0	73	107	0	59
<i>DEPARTMENT TOTAL</i>	220			224			193			166		

MANUFACTURING ENGINEERING TECHNOLOGY												
Industrial Technology & Mgmt BAS*					53			69			79	
Manufacturing Engineering Technology BS	26	45		22	51		26	52		43	54	
Manufacturing Technology AAS	4			0			50			54		
Manufacturing Tooling Technology AAS	30			39			1			0		
Pre-Manufacturing Engineering BS	2			7			24			19		
Pre-Manufacturing Tooling Technology AAS	0			3			0			4		
Quality Engineering Technology BS		16			11			4			0	
Quality Technology CERT		0			0			1		1	1	
<i>PROGRAM LOCATION TOTAL</i>	62	61	0	71	115	0	101	126	0	121	134	0
<i>DEPARTMENT TOTAL</i>	123			186			227			255		

MECHANICAL DESIGN												
CAD Drafting & Tool Design Technology AAS	41			36			42			31		
Mechanical Engineering Technology AAS	101			114			132			141		
Mechanical Engineering Technology BS	41			48			46			60		
Pre-CAD Drafting & Tool Design AAS	4			2			2			2		
Pre-Mechanical Engineering Tech. AAS	10			11			7			9		
Pre-Mechanical Engineering Technology BS	7			9			9			8		
Pre-Product Design Engineering BS	4			3			7			3		
Product Design Engineering Technology BS	32	16		27	23		24	24		37	19	
<i>PROGRAM LOCATION TOTAL</i>	240	16	0	250	23	0	269	24	0	291	19	0
<i>DEPARTMENT TOTAL</i>	256			273			293			310		

* Moved from Professional and Technological Studies Fall 2013.

ENROLLMENT

FALL ENROLLMENT BY PROGRAM

ENGINEERING TECHNOLOGY	2012/13			2013/14			2014/15			2015/16		
	ON	OFF	OL	ON	OFF	OL	ON	OFF	OL	ON	OFF	OL
PLASTICS & RUBBER												
Plastics Engineering Technology BS	33			43			43			59		
Plastics Technology AAS	70			4			0			0		
Plastics/Polymer Eng Tech AAS				93			147			141		
Pre-Plastics Engineering Technology BS	5			2			5			10		
Pre-Plastics Engineering Technology AAS	1			0			0			0		
Pre-Plastics Polymer Engineering Tech. AAS				8			2			18		
Pre-Rubber Engineering Technology BS	2			1			0			0		
Pre-Rubber Technology AAS	1			2			2			0		
Rubber Engineering Technology BS	4			6			5			1		
Rubber Technology AAS	2			1			0			0		
<i>PROGRAM LOCATION TOTAL</i>	118	0	0	160	0	0	204	0	0	229	0	0
<i>DEPARTMENT TOTAL</i>	118			160			204			229		
PRINTING & IMAGING TECHNOLOGY MANAGEMENT *												
New Media Printing & Publishing BS	7			3			0			0		
Printing & Digital Graphic Imaging Tech AAS	14			1			0			0		
Printing Management BS	10			4			2			1		
<i>PROGRAM LOCATION TOTAL</i>	31	0	0	8	0	0	2	0	0	1	0	0
<i>DEPARTMENT TOTAL</i>	31			8			2			1		
SURVEYING												
Geographic Information CERT	1		2	0		0	1		0	1		0
Pre-Surveying Engineering BS	1			0			1			1		
Pre-Surveying Technology AAS	0			1			2			3		
Surveying Engineering BS	38			46			46			38		
Surveying Technology AAS	14			11			12			32		
<i>PROGRAM LOCATION TOTAL</i>	54	0	2	58	0	0	62	0	0	75	0	0
<i>DEPARTMENT TOTAL</i>	56			58			62			75		
WELDING ENGINEERING TECHNOLOGY												
Pre-Welding Engineering Technology BS	4			3			3			5		
Pre-Welding Technology AAS	25			29			24			31		
Welding Engineering Technology BS	88			98			77			79		
Welding Technology AAS	97			86			91			93		
<i>PROGRAM LOCATION TOTAL</i>	214	0	0	216	0	0	195	0	0	208	0	0
<i>DEPARTMENT TOTAL</i>	214			216			195			208		
ENGINEERING TECHNOLOGY												
Undeclared Undergraduate			0			0			1			0
<i>PROGRAM LOCATION TOTAL</i>	0	0	0	0	0	0	0	0	1	0	0	0
<i>DEPARTMENT TOTAL</i>	0			0			1			0		
<i>COLLEGE LOCATION TOTAL</i>	1,728	109	78	1,797	185	81	1,838	182	96	1,903	199	86
<i>COLLEGE TOTAL</i>	1,915			2,063			2,116			2,188		

* Spring 2012 Printing & Imaging Technology Management Department was closed.

Source: Office of Institutional Research & Testing

FALL ENROLLMENT BY PROGRAM

HEALTH PROFESSIONS

	2012/13			2013/14			2014/15			2015/16		
	ON	OFF	OL	ON	OFF	OL	ON	OFF	OL	ON	OFF	OL
CLINICAL LAB, RESPIRATORY CARE, & HEALTH ADMINISTRATION												
Gerontology CERT						1			0			0
Health Care Systems Administration BS	263	67		240	66		248	63		200	47	
Health Information Management BS	61	22	5	55	18	16	54	17	18	55	15	16
Health Information Technology AAS	37	44		41	28		42	30		27	24	
Master of Public Health												9
Medical Laboratory Science BS				19			36			43		
Medical Laboratory Technology AAS	4			1			3			5		
Medical Technology BS	42			20			0			0		
Molecular Diagnostics BS	23			31			22			10		
Pre-Medical Laboratory Science BS				4			17			22		
Pre-Medical Laboratory Technology AAS	11			8			12			6		
Pre-Medical Technology AAS	2			3			0			1		
Pre-Medical Technology BS	19			20			2			0		
Pre-Molecular Diagnostics BS	21			10			13			16		
Pre-Respiratory Care AAS	19	0		32	0		36	1		41	1	
Public Health							1			9		
Respiratory Care AAS	37	13		30	13		34	11		30	16	
<i>PROGRAM LOCATION TOTAL</i>	539	146	5	514	125	17	520	122	18	465	103	25
<i>DEPARTMENT TOTAL</i>	690			656			660			593		

DENTAL HYGIENE & MEDICAL IMAGING												
Allied Health Science AAS	69			80			67			58		
Allied Health Science BS	60		78	105		78	125		79	107		74
Dental Hygiene AAS	70			67			49			53		
Dental Hygiene BS			45	1		39	0		44	1		37
Diagnostic Medical Sonography AAS	21			24			22			21		
Nuclear Medicine Technology BS	76	37	10	67	31	11	59	26	9	51	21	7
Pre-Dental Hygiene AAS	139			128			126			148		
Pre-Diagnostic Medical Sonography AAS	96			66			48			59		
Pre-Nuclear Medicine BS	25	1		20	1		21	0		23	0	
Pre-Radiography AAS	94			75			56			64		
Radiography AAS	60			46			39			49		
<i>PROGRAM LOCATION TOTAL</i>	710	38	133	679	32	128	612	26	132	634	21	118
<i>DEPARTMENT TOTAL</i>	881			839			770			773		

FALL ENROLLMENT BY PROGRAM

HEALTH PROFESSIONS	2012/13			2013/14			2014/15			2015/16		
	ON	OFF	OL	ON	OFF	OL	ON	OFF	OL	ON	OFF	OL
SCHOOL OF NURSING												
Master of Science in Nursing MSN	1		97	0		104	0		98	0		95
Nursing BS		52	418		49	428		24	506		13	480
Nursing (accelerated track) BS	26			23			24			22		
Nursing BSN	101			113			123			125		
Nursing Education CERT							1			0		1
Pre-Nursing BS	366			295			235			185		
<i>PROGRAM LOCATION TOTAL</i>	494	52	515	431	49	532	383	24	604	332	13	576
<i>DEPARTMENT TOTAL</i>	1,061			1,012			1,011			921		
ALLIED HEALTH SCIENCES												
Undeclared Undergraduate	0	0	2	0	0	3	0	0	2	0	0	0
<i>PROGRAM LOCATION TOTAL</i>	0	0	2	0	0	3	0	0	2	0	0	0
<i>DEPARTMENT TOTAL</i>	2			3			2			0		
<i>COLLEGE LOCATION TOTAL</i>	1,743	236	655	1,624	206	680	1,515	172	756	1,431	137	719
<i>COLLEGE TOTAL</i>	2,634			2,510			2,443			2,287		

Source: Office of Institutional Research & Testing

FALL ENROLLMENT BY PROGRAM

KENDALL	2012/13			2013/14			2014/15			2015/16		
	KEN	OFF	OL	KEN	OFF	OL	KEN	OFF	OL	KEN	OFF	OL
DESIGN STUDIES												
Collaborative Design BFA	7			17			27			25		
Digital Media BFA	116			114			124			141		
Digital Media Digital Illustration BFA	3			1			0			0		
Digital Media Interactive Design BFA	1			0			0			0		
Furniture Design BFA	32			30			23			21		
Graphic Design BFA	233			236			219			210		
Illustration BFA	223			223			211			176		
Industrial Design BFA	69			74			84			93		
Interior Design BFA	122			94			99			96		
Master of Architecture MARCH							8			10		
Medical Illustration BFA	19			44			44			48		
Metals/Jewelry Design BFA	14			13			19			17		
Special Program NDSP				6			16			9		
Visual and Critical Studies										4		
<i>PROGRAM LOCATION TOTAL</i>	839	0	0	852	0	0	874	0	0	850	0	0
<i>DEPARTMENT TOTAL</i>	839			852			874			850		

FINE ARTS/FOUNDATION												
Art Education BFA	61			68			48			42		
Drawing BFA	52			35			39			41		
Drawing With Printmaking Focus BFA				10			3			1		
Fashion Studies BFA	22			39			51			50		
Fine Arts Drawing MFA	6			4			4			8		
Fine Arts Painting BFA	0			26			0			0		
Fine Arts Painting MFA	23			23			24			14		
Fine Arts Photography BFA	0			82			0			0		
Fine Arts Photography MFA	8			5			2			1		
Fine Arts Printmaking BFA	2			5			0			0		
Fine Arts Printmaking MFA	3			6			7			6		
Fine Arts Sculpture BFA	0			18			0			0		
Fine Arts Undecided BFA	0			13			11			0		
Painting BFA	30			0			26			23		
Photography BFA	88			0			67			57		
Printmaking BFA							15			11		
Sculpture/Functional Art BFA	22			0			24			17		
<i>PROGRAM LOCATION TOTAL</i>	317	0	0	334	0	0	321	0	0	271	0	0
<i>DEPARTMENT TOTAL</i>	317			334			321			271		

LIBERAL ARTS & SCIENCES												
Art History BS	19			18			18			17		
Master of Art Education	3			0			1			1		
<i>PROGRAM LOCATION TOTAL</i>	22	0	0	18	0	0	19	0	0	18	0	0
<i>DEPARTMENT TOTAL</i>	22			18			19			18		

ENROLLMENT

FALL ENROLLMENT BY PROGRAM

KENDALL	2012/13			2013/14			2014/15			2015/16		
	KEN	OFF	OL	KEN	OFF	OL	KEN	OFF	OL	KEN	OFF	OL
KENDALL												
Fast Track	257			255			224			182		
Non-Degree Special Program	10			0			0			0		
Undecided BFA	16			0			0			7		
<i>PROGRAM LOCATION TOTAL</i>	283	0	0	255	0	0	224	0	0	189	0	0
<i>DEPARTMENT TOTAL</i>	283			255			224			189		
<i>COLLEGE LOCATION TOTAL</i>	1,461	0	0	1,459	0	0	1,438	0	0	1,328	0	0
<i>COLLEGE TOTAL</i>	1,461			1,459			1,438			1,328		

Source: Office of Institutional Research & Testing

FALL ENROLLMENT BY PROGRAM

OPTOMETRY	2012/13			2013/14			2014/15			2015/16		
	ON	OFF	OL	ON	OFF	OL	ON	OFF	OL	ON	OFF	OL
OPTOMETRY												
Optometry OD	147			150			145			146		
<i>PROGRAM LOCATION TOTAL</i>	147	0	0	150	0	0	145	0	0	146	0	0
<i>DEPARTMENT TOTAL</i>	147			150			145			146		
<i>COLLEGE LOCATION TOTAL</i>	147	0	0	150	0	0	145	0	0	146	0	0
<i>COLLEGE TOTAL</i>	147			150			145			146		

FALL ENROLLMENT BY PROGRAM

PHARMACY	2012/13			2013/14			2014/15			2015/16		
	ON	OFF	OL	ON	OFF	OL	ON	OFF	OL	ON	OFF	OL
PHARMACY												
Pharmacy PD	562			588			574			598		
<i>PROGRAM LOCATION TOTAL</i>	562	0	0	588	0	0	574	0	0	598	0	0
<i>DEPARTMENT TOTAL</i>	562			588			574			598		
<i>COLLEGE LOCATION TOTAL</i>	562	0	0	588	0	0	574	0	0	598	0	0
<i>COLLEGE TOTAL</i>	562			588			574			598		

FALL ENROLLMENT BY PROGRAM

PROFESSIONAL & TECHNOLOGICAL STUDIES	2012/13			2013/14			2014/15			2015/16		
	ON	OFF	OL	ON	OFF	OL	ON	OFF	OL	ON	OFF	OL
COLLEGE OF PROFESSIONAL & TECHNOLOGICAL STUDIES												
Digital Animation & Game Design BAS*		171										
Community College Leadership EDD	60			59			67			70		
Digital Media Software Engineering BAS*		19										
Fast Track		0										
Industrial Technology & Mgmt BAS**		53										
Undeclared		0										
<i>PROGRAM LOCATION TOTAL</i>	60	243	0	59	0	0	67	0	0	70	0	0
<i>DEPARTMENT TOTAL</i>	303			59			67			70		
<i>COLLEGE LOCATION TOTAL</i>	60	243	0	59	0	0	67	0	0	70	0	0
<i>COLLEGE TOTAL</i>	303			59			67			70		

* Moved to College of Education and Human Services, TDMP Fall 2013.

** Moved to College of Engineering Technology, MFGE Fall 2013.

Source: Office of Institutional Research & Testing

FALL ENROLLMENT BY PROGRAM

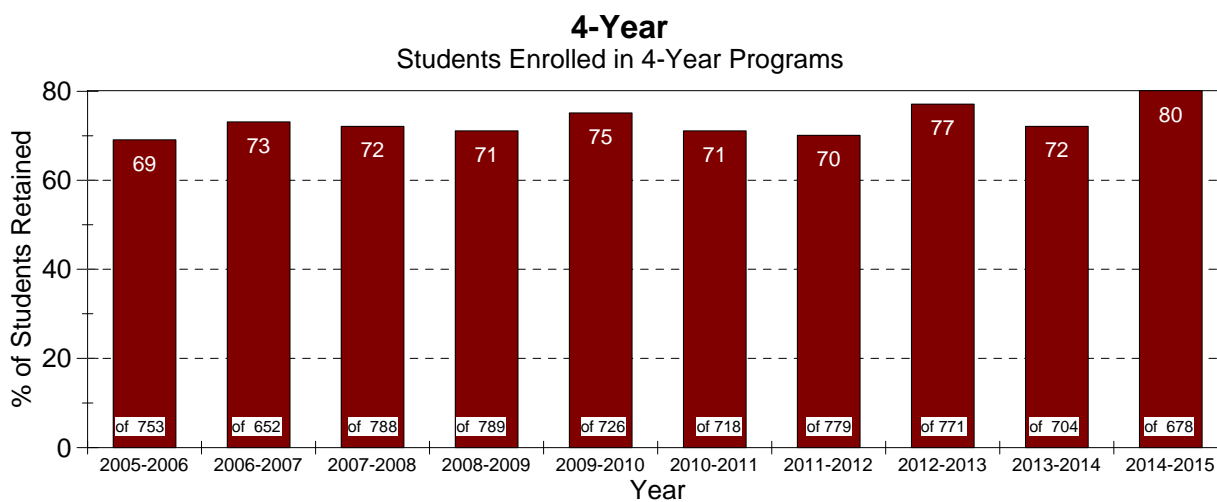
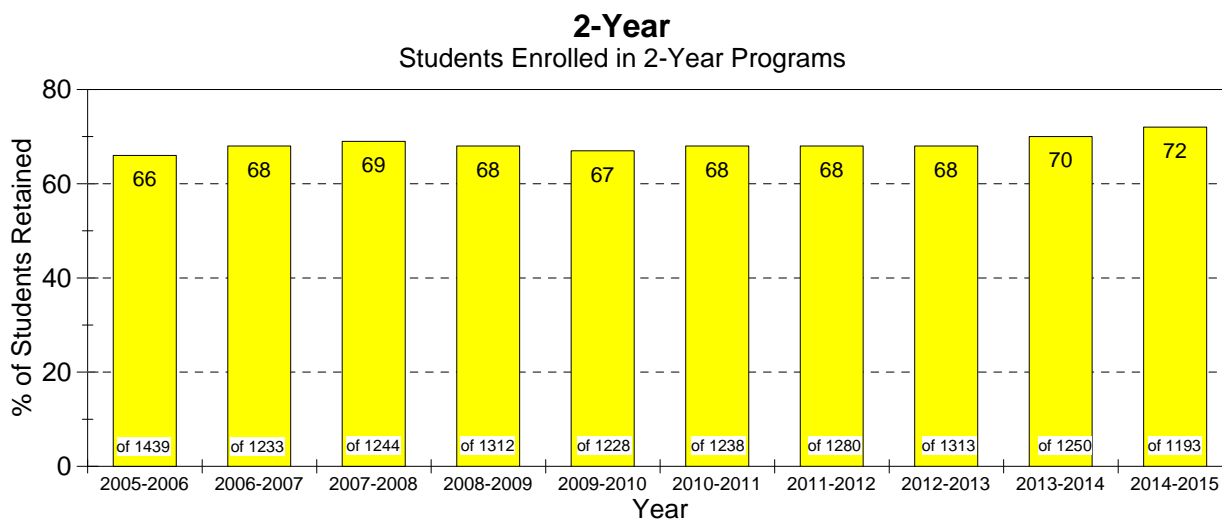
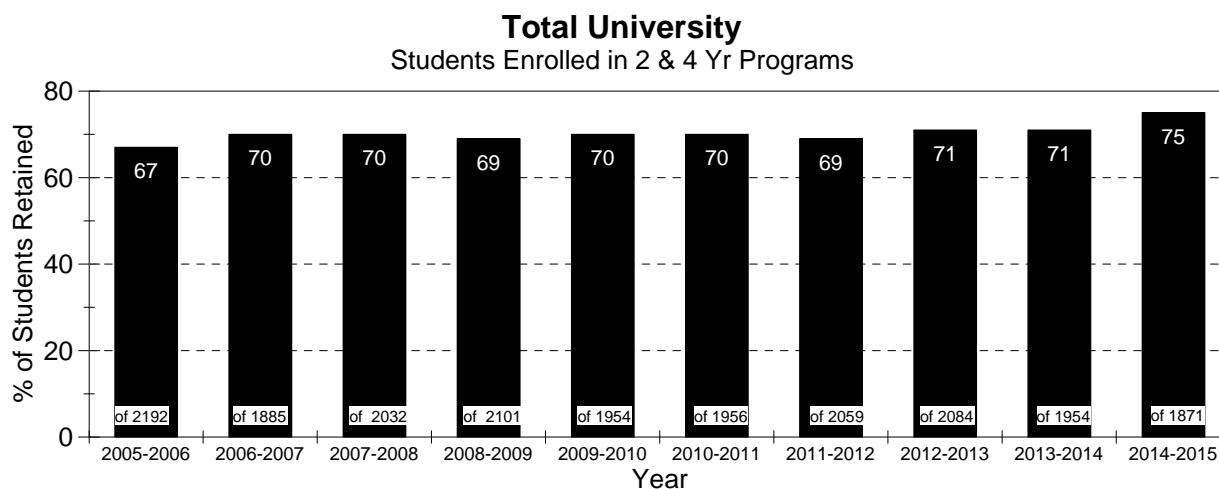
UNIVERSITY COLLEGE	2012/13			2013/14			2014/15			2015/16		
	ON	OFF	OL	ON	OFF	OL	ON	OFF	OL	ON	OFF	OL
DEVELOPMENTAL PROGRAM & CURRICULUM												
Career Exploration AA	111			105			93			104		
Directed Studies AA	47			39			48			31		
General Studies AA	311			392			373			434		
Intensive English Language Program	85			83			52			50		
University College Program AA	36			0			0			0		
<i>PROGRAM LOCATION TOTAL</i>	590	0	0	619	0	0	566	0	0	619	0	0
<i>DEPARTMENT TOTAL</i>	590			619			566			619		
UNIVERSITY COLLEGE												
Fast Track NDUG*				416	3		357	17		430	46	
Non-Degree Undergraduate	41			33			43			39		
<i>PROGRAM LOCATION TOTAL</i>	41	0	0	449	3	0	400	17	0	469	46	0
<i>DEPARTMENT TOTAL</i>	41			452			417			515		
<i>COLLEGE LOCATION TOTAL</i>	631	0	0	1,068	3	0	966	17	0	1,088	46	0
<i>COLLEGE TOTAL</i>	631			1,071			983			1,134		

*Moved from College of Arts and Sciences in Fall 2013.

Note: The College of Allied Health is now reported under the College of Health Professions as of Fall 2013.

Source: Office of Institutional Research & Testing

FALL TO FALL FIRST-YEAR RETENTION RATES (Full-Time FTIACS)



Source: Office of Institutional Research and Testing

GRADUATION RATES
Percent of Full-Time FTIAC (First Time in Any College) Students
Graduating Within 2 to 6 Years

All Two and Four Year Degree Programs

Entering Term	# of FTIAC's	2 Yr Grad Rate %	3 Yr Grad Rate %	4 Yr Grad Rate %	5 Yr Grad Rate %	6 Yr Grad Rate %
2004	1917	9	19	34	46	51
2005	2188	6	14	28	42	48
2006	1895	7	15	32	46	52
2007	2032	7	15	29	43	50
2008	2101	6	13	29	42	49
2009	1954	6	11	26	41	47
2010	1956	6	12	29	42	
2011	2059	7	12	29		
2012	2084	5	13			
2013	1954	4				

Two Year Degree Programs

Entering Term	# of FTIAC's	2 Yr Grad Rate %	3 Yr Grad Rate %	4 Yr Grad Rate %	5 Yr Grad Rate %	6 Yr Grad Rate %
2004	1260	13	25	38	45	51
2005	1437	9	19	32	43	49
2006	1239	9	19	33	43	50
2007	1244	10	20	30	40	47
2008	1312	9	18	30	40	48
2009	1228	8	15	27	39	45
2010	1238	9	17	32	43	
2011	1280	11	17	32		
2012	1313	7	17			
2013	1250	6				

Four Year Degree Programs

Entering Term	# of FTIAC's	2 Yr Grad Rate %	3 Yr Grad Rate %	4 Yr Grad Rate %	5 Yr Grad Rate %	6 Yr Grad Rate %
2004	657	2	7	25	46	52
2005	751	2	6	22	41	47
2006	656	2	7	30	52	56
2007	788	1	6	27	47	54
2008	789	1	5	26	44	51
2009	726	1	4	24	46	51
2010	718	1	3	24	42	
2011	779	1	4	26		
2012	771	1	6			
2013	704	1				

Source: Office of Institutional Research & Testing

**PERCENT OF FULL-TIME FTIAC FALL TO FALL RETENTION
FALL 2005 - 06 to FALL 2014 - 15**

	Fall 05-06	Fall 06-07	Fall 07-08	Fall 08-09	Fall 09-10	Fall 10-11	Fall 11-12	Fall 12-13	Fall 13-14	Fall 14-15
FULL-TIME BACHELOR STUDENTS	69%	73%	72%	71%	75%	71%	70%	77%	72%	80%
FULL-TIME ASSOCIATE STUDENTS	66%	68%	69%	68%	67%	68%	68%	68%	70%	72%
TOTAL STUDENTS	67%	70%	70%	69%	70%	70%	69%	71%	71%	75%

**FALL TO SPRING/FALL TO FALL RETENTION
FALL 2010 - 2015 COHORTS**

All Degree Seeking FTIACS by College

College	Fall 2010 FTIACS			Fall 2011 FTIACS			Fall 2012 FTIACS			Fall 2013 FTIACS			Fall 2014 FTIACS		
	FTIACS	% Ret	% Ret	FTIACS	% Ret	% Ret	FTIACS	% Ret	% Ret	FTIACS	% Ret	% Ret	FTIACS	% Ret	% Ret
ARTS & SCIENCES	474	93%	74%	534	91%	70%	442	94%	76%	408	94%	78%	384	94%	80%
BUSINESS	313	88%	66%	328	88%	68%	363	89%	67%	356	88%	68%	323	89%	69%
ED. & HUMAN SVCS	215	90%	67%	205	87%	67%	226	88%	63%	244	88%	70%	271	89%	69%
ENG. TECHNOLOGY	265	93%	81%	297	91%	77%	278	91%	81%	293	91%	77%	291	90%	78%
HEALTH PROFESSIONS	248	91%	70%	273	89%	69%	279	85%	70%	217	91%	69%	191	91%	80%
KENDALL COLLEGE	157	89%	73%	156	92%	76%	189	93%	86%	192	86%	72%	159	91%	81%
PROFESSIONAL & TECH.	35	94%	66%	21	86%	57%	29	72%	62%	N/A	N/A	N/A	N/A	N/A	N/A
UNIVERSITY COLLEGE	307	79%	51%	297	76%	52%	329	75%	56%	295	80%	57%	307	79%	66%
FSU Total	2,014	89%	69%	2,111	88%	68%	2,135	88%	71%	2,005	87%	70%	1,926	89%	74%

Source: Office of Institutional Research & Testing

AVERAGE HIGH SCHOOL GPA & ACT SCORES

**FTIAC Students (First Time In Any College)
2008 to 2015**

	<u>2008</u>	<u>2009</u>	<u>2010</u>	<u>2011</u>	<u>2012</u>	<u>2013</u>	<u>2014</u>	<u>2015</u>
<u>High School G.P.A.</u>	3.17	3.21	3.19	3.20	3.22	3.23	3.23	3.24
ACT								
Composite:	21.3	21.1	21.4	21.9	21.7	21.8	21.8	21.7
English:	20.5	20.5	20.6	21.3	21.2	21.2	21.3	21.1
Math:	21.2	20.9	21.3	21.7	21.5	21.6	21.5	21.3
Reading:	21.8	21.6	21.8	22.3	22.1	22.2	22.1	22.2
Science Reasoning:	22.2	21.8	22.1	22.5	22.4	22.5	22.5	22.3

**Average # of Credits Taken by Full-Time (12+ credits) Students By Class Level
Summer 2012 thru Fall 2015**

	Summer	Fall	Spring	Summer	Fall	Spring	Summer	Fall	Spring	Summer	Fall
	<u>2012</u>	<u>2012</u>	<u>2013</u>	<u>2013</u>	<u>2013</u>	<u>2014</u>	<u>2014</u>	<u>2014</u>	<u>2015</u>	<u>2015</u>	<u>2015</u>
Freshman	12.94	14.07	13.86	12.16	13.89	13.88	12.47	13.83	13.91	12.56	13.68
Sophomore	12.41	13.95	13.83	12.88	13.95	13.85	12.72	13.96	13.92	13.05	13.91
Junior	13.18	13.91	13.87	13.27	13.79	13.76	13.74	13.91	13.79	13.65	13.85
Senior	13.82	14.04	14.02	13.66	13.98	14.03	13.87	14.08	14.06	14.04	13.92
Graduate	15.00	12.30	12.37	12.00	12.00	12.11	12.00	13.32	13.79	13.26	13.09
1st Professional	14.25	16.49	16.77	14.03	16.20	16.79	14.09	16.31	16.69	13.97	16.30
Total Avg	13.64	14.16	14.11	13.58	14.06	14.11	13.81	14.11	14.14	13.85	14.01
Undergrad Avg	13.52	14.00	13.91	13.49	13.91	13.89	13.76	13.95	13.93	13.84	13.84

Source: Office of Institutional Research & Testing

STUDENT CREDIT HOURS BY COLLEGE

College	Fall 2011	Fall 2012	Fall 2013	Fall 2014	Fall 2015
Arts & Sciences	63,213	62,640	61,280	59,866	59,880
On-Campus	58,187	57,553	56,161	54,550	53,951
Off-Campus	1,483	1,093	1,664	1,732	1,627
Internet	3,543	3,994	3,455	3,584	4,302
Business	24,551	25,098	25,563.5	26,101.0	26,579.0
On-Campus	19,748	20,069	20,244.5	20,374.0	20,210.0
Off-Campus	2,454	2,097	2,298	2,157	2,190
Internet	2,349	2,932	3,021	3,570	4,179
Education & Human Services	14,328	14,561	15,284	15,074	15,128
On-Campus	7,477	8,133	7,192	6,968	7,140
Off-Campus	6,499	6,143	7,800	7,741	7,641
Internet	352	285	292	365	347
Engineering Technology	16,764	16,607	17,054	17,826	18,709
On-Campus	15,623	15,569	15,651	16,473	17,055
Off-Campus	610	730	1,017	864	1,109
Internet	531	308	386	489	545
Health Professions	16,346	16,055	16,038	16,309	15,646
On-Campus	9,165	9,511	9,473	9,250	8,881
Off-Campus	1,596	1,052	1,094	1,163	879
Internet	5,585	5,492	5,471	5,896	5,886
Kendall College Of Art & Design	14,533	14,920	15,121	15,169	14,069
Kendall	14,533	14,920	15,121	15,169	14,069
Michigan College Of Optometry	2,612	2,638	2,657	2,420	2,456
On-Campus	2,575	2,605	2,619	2,383	2,422
Off-Campus	0	0	0	0	0
Internet	37	33	38	37	34
Pharmacy	8,393	8,708	8,975	8,905	9,346
On-Campus	8,393	8,708	8,975	8,905	9,346
Internet	0	0	0	0	0
Professional & Technological Studies	2,467	3,358	1,240	943	955
On-Campus	489	1,108	827	483	478
Off-Campus	1,978	2,250	413	460	477
University College	3,858	3,872	3,971	3,841	3,919
On-Campus	3,723	3,697	3,533	3,541	3,439
Off-Campus	0	0	0	0	15
Internet	135	175	438	300	465
University Total	166,441	167,174	167,183.5	166,453.0	166,686.0
On-Campus	124,891	125,845	124,675.5	122,926.0	122,921.0
Off-Campus	14,620	13,365	14,286	14,117	13,938
Internet	12,397	13,044	13,101	14,241	15,758
Kendall	14,533	14,920	15,121	15,169	14,069

Note: SCH based on course section

Source: Office of Institutional Research & Testing

ENROLLMENT

**TRANSFER IN STUDENTS
STUDENTS WHO TRANSFERRED TO FERRIS STATE UNIVERSITY
FROM MICHIGAN COMMUNITY COLLEGES & PUBLIC UNIVERSITIES
Summer 2014, Fall 2014, Spring 2015**

COMMUNITY COLLEGES

UNIVERSITIES

Alpena Community College	16	Central Michigan University	66
Bay De Noc Community College	15	Eastern Michigan University	12
Delta College	161	Grand Valley State University	86
Glen Oaks Community College	8	Lake Superior State University	18
Gogebic Community College	4	Michigan State University	54
Grand Rapids Community College	396	Michigan Technological University	11
Henry Ford Community College	7	Northern Michigan University	16
Jackson College	24	Oakland University	10
Kalamazoo Valley Community College	38	Saginaw Valley State University	22
Kellogg Community College	25	University of Michigan - Ann Arbor	28
Kirtland Community College	20	University of Michigan - Dearborn	7
Lake Michigan College	28	University of Michigan - Flint	8
Lansing Community College	155	Wayne State University	13
Macomb Community College	71	Western Michigan University	37
Mid-Michigan Community College	39		
Monroe County Community College	6		
Montcalm Community College	49		
Mott Community College	96		
Muskegon Community College	88		
North Central Michigan College	22		
Northwestern Michigan College	146		
Oakland Community College	60		
Schoolcraft College	27		
Southwestern Michigan College	60		
St. Clair County Community College	54		
Washtenaw Community College	34		
Wayne County Community College	44		
West Shore Community College	58		

TRANSFERS FROM COMMUNITY COLLEGES	1751	TRANSFERS FROM UNIVERSITIES	388
--	-------------	------------------------------------	------------

TOTAL TRANSFERS FROM MI COMMUNITY COLLEGES & PUBLIC UNIVERSITIES TO FERRIS	2139
TOTAL TRANSFERS FROM OTHER THAN MI COMMUNITY COLLEGES & PUBLIC UNIVERSITIES TO FERRIS	696
TOTAL TRANSFERS TO FERRIS	2835

Source: National Student Clearinghouse

TRANSFER OUT STUDENTS
STUDENTS WHO TRANSFERRED FROM FERRIS STATE UNIVERSITY
TO OTHER COLLEGES & UNIVERSITIES PARTICIPATING IN THE NSC DATA SYSTEM
Summer 2014, Fall 2014, Spring 2015

COMMUNITY COLLEGES**UNIVERSITIES**

Alma College	5	Aquinas College	7
Alpena Community College	3	Baker College - Flint	44
Delta College	40	Bowling Green State University	3
Grand Rapids Community College	164	Central Michigan University	44
Henry Ford Community College	5	Chamberlain College of Nursing	5
Hope College	3	College for Creative Studies	5
Jackson College	4	Columbia College Chicago	5
Kalamazoo Valley Community College	18	Eastern Michigan University	14
Kellogg Community College	4	Grand Valley State University	60
Kirtland Community College	4	Lake Superior State University	5
Lake Michigan College	6	Michigan State University	6
Lansing Community College	35	Northern Michigan University	8
Macomb Community College	35	Oakland University	22
Mid Michigan Community College	4	Olivet College	7
Montcalm Community College	5	Saginaw Valley State University	15
Mott Community College	18	Savannah College of Art & Design	5
Muskegon Community College	30	Spring Arbor University Adult Study	4
Northwestern Michigan College	63	Spring Arbor University	5
Oakland Community College	28	Southern Adventist University	3
Schoolcraft College	16	University of Detroit Mercy	9
Southwestern Michigan College	5	University of Michigan	26
St. Clair County Community College	13	University of Michigan, Flint	15
Washtenaw Community College	14	University of Phoenix	5
Wayne County Community College	25	University of Toledo	6
West Shore Community College	11	Wayne State University	12
		Western Michigan University	28
TOTAL TRANSFERS TO INSTITUTIONS (THREE OR MORE TRANSFERS ENROLLED) - LISTED ABOVE			926
TOTAL TRANSFERS TO INSTITUTIONS (LESS THAN THREE TRANSFERS ENROLLED) - NOT LISTED ABOVE			116
TOTAL TRANSFERS FROM FERRIS STATE			1042

Source: National Student Clearinghouse

**ENROLLMENT SUMMARY OF STUDENTS BY AGE
FALL 2015**

Full-Time Students

Age	<u>Undergraduate</u>		<u>Graduate</u>		<u>First Professional</u>		<u>Doctorate</u>	
	Men	Women	Men	Women	Men	Women	Men	Women
Under 18	81	157	0	0	0	0	0	0
18-19	1,517	1,664	0	0	0	1	0	0
20-21	1,513	1,527	4	5	49	70	0	0
22-24	1,036	745	68	51	181	234	0	0
25-29	315	203	23	21	81	75	0	0
30-34	88	63	5	15	13	12	3	5
35-39	49	40	3	10	2	6	1	4
40-49	37	46	1	7	2	4	11	14
50-64	12	10	1	5	1	2	8	19
65 & Over	0	0	0	0	0	0	0	2
Unknown	0	0	0	0	0	0	0	0
Total	4,648	4,455	105	114	329	404	23	44

Part-Time Students

Age	<u>Undergraduate</u>		<u>Graduate</u>		<u>First Professional</u>		<u>Doctorate</u>	
	Men	Women	Men	Women	Men	Women	Men	Women
Under 18	145	470	0	0	0	0	0	0
18-19	75	87	0	0	0	0	0	0
20-21	242	218	0	0	0	1	0	0
22-24	417	445	14	12	2	3	0	0
25-29	316	370	32	46	3	0	0	0
30-34	191	286	25	44	0	0	0	0
35-39	132	218	21	32	1	1	1	1
40-49	148	289	31	59	0	0	1	0
50-64	53	113	18	25	0	0	0	0
65 & over	1	3	0	0	0	0	0	0
Unknown	0	1	0	0	0	0	0	0
Total	1,720	2,500	141	218	6	5	2	1

Average Age

	<u>Full-Time</u>	<u>Part-Time</u>
Undergraduate Degree Seeking	21	30
Undergraduate Non-Degree Seeking	24	18
Graduate	27	37
First Professional	24	27
Doctorate	48	40
All Students	22	28

Source: Office of Institutional Research & Testing

DEGREES

DEGREES CONFERRED BY PROGRAM

ACADEMIC YEAR (SUMMER, FALL, SPRING SEMESTERS)

ARTS & SCIENCES	2012-13				2013-14				2014-15			
	CERT	AS	BA	BS	CERT	AS	BA	BS	CERT	AS	BA	BS
BIOLOGY												
Biology			1	67			1	92				86
Biotechnology				5				10				6
Ornamental Horticulture Technology						2				1		
Pre-Science		70				56				57		
TOTAL	0	70	1	72	0	58	1	102	0	58	0	92
COLLEGE OF ARTS & SCIENCES												
Integrative Studies				53				58				57
TOTAL	0	0	0	53	0	0	0	58	0	0	0	57
HUMANITIES												
Applied Speech Communication		3		8		3		7		3		8
Communication			3				2				1	
History			9				5				7	
Sports Communication					3							
TOTAL	0	3	12	8	3	3	7	7	0	3	8	8
LANGUAGES & LITERATURE												
Creative Writing									1			
English			9				7				4	
Journalism					1				1			
Journalism and Technical Communication				3				2				
Liberal Arts		16				10				16		
Technical & Professional Communication				6				5				4
Technical Writing									1			
TOTAL	0	16	9	9	1	10	7	7	3	16	4	4
MATHEMATICS												
Applied Mathematics			1	13				14				16
Computer Science									4			
TOTAL	0	0	1	13	0	0	0	14	4	0	0	16
PHYSICAL SCIENCES												
Biochemistry			5				3				3	
Chemistry			6				12				5	
Industrial Chemistry Technology		4				11				4		
TOTAL	0	4	11	0	0	11	15	0	0	4	8	0
SOCIAL SCIENCES												
Political Science				4				3				7
Psychology				35				28				40
Social Work				52				56				47
Sociology			1				1				2	
TOTAL	0	0	1	91	0	0	1	87	0	0	2	94
COLLEGE TOTAL	0	93	35	246	4	82	31	275	7	81	22	271

Source: Office of Institutional Research and Testing

DEGREES CONFERRED BY PROGRAM
ACADEMIC YEAR (SUMMER, FALL, SPRING SEMESTERS)

BUSINESS	2012-13				2013-14				2014-15			
	CERT	AS	BS	MS	CERT	AS	BS	MS	CERT	AS	BS	MS
ACCOUNTING, FINANCE, INFO SYSTEMS												
Accountancy		4	21			5	5			3	21	
Accountancy/Computer Information Systems							2					
Accountancy/Finance			10				3				7	
Accountancy/Prof Directed							4				5	
Accountancy/Public Accounting			30				41				19	
Advanced Studies in Business Intel. & Info.	5				2				1			
Advanced Studies in Information Security	9											
Advanced Studies in Business Intelligence					3				4			
Advanced Studies Info Sec/Net Mgmt					1							
Advanced Studies in Systems Integration	2											
Advanced Studies in Project Management	8				14				15			
Computer Information Systems		3	28				24			2	30	
Computer Information Technology			2				10				19	
Finance			15				11				8	
Homeland Security - Dig. Security & Forensics	2				3				1			
Information Security Intelligence			13				29	13			22	19
Masters of Information Systems Management				11				1				
Project Management	1				2				1			
TOTAL	27	7	119	11	25	5	129	14	22	5	131	19

MANAGEMENT												
Advanced Studies in Design & Innovation	9				6				20			
Advanced Studies in Global Logistics	1				1				1			
Advanced Studies in Incident Response					9				11			
Advanced Studies in Mgmt Tools & Techniques	18				19				9			
Advanced Studies Outsourcing Management	1											
BUAD w/Professional Tracks			43				47				35	
Business Administration			115				127				136	
Business Administration - Aviation			3				1				2	
Business Administration - Maritime			23				33				23	
Fleet Management					2				5			
General Business		8				13				14		
Human Resource Management	20		12		10		9		17		8	
Insurance & Risk Management									1		1	
International Business	8				3				4			
Leadership and Supervision	4				11				19			
Lean Systems	1								2			
Legal Studies		10				11				10		
Management			1				1					
Manufacturing Operations					1							
Masters of Business Administration				26				34				24
MBA- Pharm D								1				
Operations and Supply Management			3				4				8	
Real Estate									3			
Small Business Management	2				3				3			
Supervision	6				2							
TOTAL	70	18	200	26	67	24	222	35	95	24	213	24

DEGREES CONFERRED BY PROGRAM

ACADEMIC YEAR (SUMMER, FALL, SPRING SEMESTERS)

BUSINESS	2012-13				2013-14				2014-15			
	CERT	AS	BS	MS	CERT	AS	BS	MS	CERT	AS	BS	MS
MARKETING												
Advertising			2								1	
Advertising/Integrated Marketing Communication	1		12		1		18				12	
Business to Business Marketing	4				2				2			
Data Mining	1				1				5			
Direct Marketing	7				1				1			
E-Commerce Marketing	3				2				2			
Graphic Communication						2				9		
Graphic Design		37	16			13	14			31	10	
Graphic Media Management			1				7				13	
Leadership & Supervision									1			
Marketing	2		47		3		32		1	4	37	
Marketing/Sales									3			
Public Relations	2		19		2		9		1		8	
Retailing	1								1			
TOTAL	21	37	97	0	12	15	80	0	17	44	81	0
SPORT, ENTERTAINMENT, & HOSPITALITY												
Club Management	1				2				1			
Culinary Management	1				4				8			
Dietary and Food Service Management		2				1				4		
Hotel Management	1		8		1		9		1		11	
Hotel, Restaurant, & Food Industry Management			1									
Marketing/Professional Golf Management			1									
Marketing/Professional Tennis Management			12				3				1	
Music Industry Management			33				55				40	
Professional Golf Management			33				36				28	
Professional Tennis Management			4				7				17	
Resort Management			21				15				16	
Restaurant & Food Industry Management		11			3	16			4	9		
Ski Resort Management	3											
Special Event & Meeting Planning	1				1				3			
Sport/Spa/Entertainment Operations	1				1							
TOTAL	8	13	113	0	12	17	125	0	17	13	113	0
COLLEGE TOTAL	126	75	529	37	116	61	556	49	151	86	538	43

Source: Office of Institutional Research and Testing

DEGREES

DEGREES CONFERRED BY PROGRAM
ACADEMIC YEAR (SUMMER, FALL, SPRING SEMESTERS)

EDUCATION & HUMAN SERVICES	2012-13				2013-14				2014-15			
	CERT	AS	BS	MS	CERT	AS	BS	MS	CERT	AS	BS	MS
CRIMINAL JUSTICE												
Criminal Justice			352				356				358	
Criminal Justice Administration				25				25				19
Pre-Criminal Justice		72				52				71		
TOTAL	0	72	352	25	0	52	356	25	0	71	358	19
RECREATION, LEISURE SVCS, & WELLNESS												
Recreation Leadership & Management			16				15				4	
TOTAL	0	0	16	0	0	0	15	0	0	0	4	0
SCHOOL OF EDUCATION												
Art Education					1							
Biology Education			2				1				4	
Career & Technical Education				12				18				13
Chemistry Education							2					
Curriculum & Instruction				19				31				27
Early Childhood Education		10	23			5	24			14	27	
Educational Leadership								5				6
Elementary Education			49				61				38	
English Education			4				2				4	
History Education			6				7				4	
Mathematics Education			4				6				3	
Political Science Education			1									
Pre-Teaching Elementary		1								3		
Pre-Teaching Secondary		4				1				1		
Pro-Mo-TEd Technical Education			9				1				6	
Social Studies & Elementary Education							1					
Social Studies Education			6				7				14	
Technical Education			1				2				1	
Total Quality Management in Education	1				2				1			
TOTAL	1	15	105	31	3	6	114	54	1	18	101	46
TELEVISION AND DIGITAL MEDIA PRODUCTION												
Digital Animation/Game Design			13				21				20	
Digital Media Software Engineering							4				4	
Television & Digital Media Production			18				27				21	
TOTAL	0	0	31	0	0	0	52	0	0	0	45	0
COLLEGE TOTAL	1	87	504	56	3	58	537	79	1	89	508	65

Source: Office of Institutional Research and Testing

DEGREES CONFERRED BY PROGRAM

ACADEMIC YEAR (SUMMER, FALL, SPRING SEMESTERS)

ENGINEERING TECHNOLOGY	2012-13				2013-14				2014-15			
	CERT	AS	BS	MS	CERT	AS	BS	MS	CERT	AS	BS	MS
ARCHITECTURAL TECH & FACILITIES MGMT												
Architectural Technology		35				24				17		
Architecture & Sustainability			10				12				14	
Facility Management	9		22		4		12		7		16	
TOTAL	9	35	32	0	4	24	24	0	7	17	30	0
AUTOMOTIVE												
Automotive & Heavy Equipment Management			1				1					
Automotive Engineering Technology			34				30				43	
Automotive Management			19				16				19	
Automotive Management (2+2)							1				1	
Automotive Service Technology		20				14				13		
Performance Machining	10				16				12			
Performance Motorsports	39				40				42			
TOTAL	49	20	54	0	56	14	48	0	54	13	63	0
CONSTRUCTION TECHNOLOGY & MGMT												
Advanced Construction Management	2								1			
Building Construction Technology		40				27				33		
Civil Engineering Technology		12				14				12		
Construction Administration	1								1			
Construction Mgt/Commercial-Industrial							1				2	
Construction Management			71				42				36	
TOTAL	3	52	71	0	0	41	43	0	2	45	38	0
ELECTRONICS/CNS												
Computer Networking									1			
Computer Networks & Systems			9				9				6	
Electrical/Electronics Engineering Technology			12				7				18	
Industrial Electronics Technology		9				12				7		
TOTAL	0	9	21	0	0	12	16	0	1	7	24	0
ENERGY SYSTEMS ENGINEERING												
Energy Systems Engineering				1			3				3	
TOTAL	0	0	0	1	0	0	3	0	0	0	3	0
HEAVY EQUIPMENT												
Electrical Power Generation	2				1				3			
Heavy Equipment Service Engineering Tech			19				10				23	
Heavy Equipment Technology		41				35				25		
TOTAL	2	41	19	0	1	35	10	0	3	25	23	0
HVACR												
HVACR Eng Tech and Energy Mgmt							14				37	
HVACR Engineering Technology			46				25				7	
HVACR Technology		27				20				25		
TOTAL	0	27	46	0	0	20	39	0	0	25	44	0

DEGREES

DEGREES CONFERRED BY PROGRAM

ACADEMIC YEAR (SUMMER, FALL, SPRING SEMESTERS)

ENGINEERING TECHNOLOGY	2012-13				2013-14				2014-15			
	CERT	AS	BS	MS	CERT	AS	BS	MS	CERT	AS	BS	MS
MANUFACTURING ENGINEERING TECH												
Basic CNC Prog & Machine Operations					4				28			
Industrial Practices					3				5			
Industrial Technology and Management			21				9				7	
Manufacturing Engineering Technology			22				20				23	
Manufacturing Technology		2				7				8		
Manufacturing Tooling Technology		4				3				1		
Product Design	1				7				10			
Quality Engineering Technology			2				8				4	
Quality Technology	49				68				67			
TOTAL	50	6	45	0	82	10	37	0	110	9	34	0

MECHANICAL DESIGN												
CAD Drafting & Tool Design Technology		19				12				12		
Mechanical Engineering Technology		31	19			34	21			22	32	
Product Design Engineering Technology			22				14				25	
TOTAL	0	50	41	0	0	46	35	0	0	34	57	0

PLASTICS & RUBBER												
Plastics Engineering Technology			26				21				20	
Plastics Technology		7				5						
Plastics/Polymer Engineering Technology		11				27				33		
Rubber Engineering Technology			3				3				7	
Rubber Technology						1						
TOTAL	0	18	29	0	0	33	24	0	0	33	27	0

PRINTING & IMAGING TECHNOLOGY MGMT												
New Media Printing & Publishing			3				3					
Printing & Digital Graphic Imaging Technology		10				5						
Printing Management			9				3				1	
TOTAL	0	10	12	0	0	5	6	0	0	0	1	0

SURVEYING												
Geographic Information Systems						7				5		
Positioning for Hydrographic Surveying	1					3						
Surveying Engineering			13			1	11				9	
Surveying Technology		4					4			8		
TOTAL	1	4	13	0	11	4	11	0	5	8	9	0

WELDING ENGINEERING TECHNOLOGY												
Welding Engineering Technology			33				40				52	
Welding Technology		39				46				42		
TOTAL	0	39	33	0	0	46	40	0	0	42	52	0

COLLEGE TOTAL	114	311	416	0	154	290	336	0	182	258	405	0
----------------------	------------	------------	------------	----------	------------	------------	------------	----------	------------	------------	------------	----------

Source: Office of Institutional Research and Testing

DEGREES CONFERRED BY PROGRAM

ACADEMIC YEAR (SUMMER, FALL, SPRING SEMESTERS)

HEALTH PROFESSIONS	2012-13				2013-14				2014-15			
	CERT	AAS	BS	MS	CERT	AAS	BS	MS	CERT	AAS	BS	MS
CLINICAL LAB, RESP CARE & HEALTH ADM.												
Gerontology	5				11				29			
Health Care Systems Administration			90				114				97	
Health Information Management			15				19				27	
Health Information Technology		64				46				45		
Medical Laboratory Science							18				15	
Medical Laboratory Technology		1				5				1		
Medical Technology			20				2					
Molecular Diagnostics							5				16	
Phlebotomy	1											
Respiratory Care		42				24				32		
TOTAL	6	107	125	0	11	75	158	0	29	78	155	0
DENTAL HYGIENE & MEDICAL IMAGING												
Allied Health Science		17	19			16	28			5	40	
Dental Hygiene		40	19			38	15			41	13	
Diagnostic Medical Sonography		22				20				21		
Nuclear Medicine Technology			48				35				32	
Radiography		38				43				36		
TOTAL	0	117	86	0	0	117	78	0	0	103	85	0
SCHOOL OF NURSING												
Master of Science in Nursing				20				25				18
Nursing			213				131				147	
Nursing Education	2											
Nursing Accelerated Track							23				23	
Nursing- B.S.N.							64				58	
TOTAL	2	0	213	20	0	0	218	25	0	0	228	18
COLLEGE TOTAL	8	224	424	20	11	192	454	25	29	181	468	18

Source: Office of Institutional Research and Testing

DEGREES

DEGREES CONFERRED BY PROGRAM

ACADEMIC YEAR (SUMMER, FALL, SPRING SEMESTERS)

KENDALL	2012-13				2013-14				2014-15			
	CERT	BS	BFA	MFA	CERT	BS	BFA	MFA	CERT	BS	BFA	MFA
DESIGN STUDIES												
Colaborative Design											1	
Digital Media			23				30				21	
Digital Media Digital Illustration			2									
Digital Media Interactive Design												
Furniture Design			6				6				2	
Graphic Design			48				52				41	
Illustration			31				44				36	
Industrial Design			16				8				13	
Interior Design			27				23				18	
Medical Illustration							3				4	
Metals/Jewelry Design			1								3	
TOTAL	0	0	154	0	0	0	166	0	0	0	139	0

FINE ARTS/FOUNDATION												
Art Education			8				12				6	
Drawing			9				7				3	
Drawing with Printmaking Focus			4				4					
Fashion Studies											2	
Fine Arts Drawing				2				3				
Fine Arts Painting				7				3				12
Fine Arts Photography				3				3				2
Fine Arts Printmaking			1	1			1	1				2
Painting			6				5				8	
Photography			14				12				12	
Printmaking							1				3	
Sculpture/Functional Art			3				3				9	
TOTAL	0	0	45	13	0	0	45	10	0	0	43	16

LIBERAL ARTS/SCIENCE/ART HISTORY												
Art History										2		
Art History Academic Option		2				1						
Art History Studio Option		3				4				2		
Master of Art Education				1				1				2
TOTAL	0	5	0	1	0	5	0	1	0	4	0	2

COLLEGE TOTAL	0	5	199	14	0	5	211	11	0	4	182	18
----------------------	----------	----------	------------	-----------	----------	----------	------------	-----------	----------	----------	------------	-----------

Source: Office of Institutional Research and Testing

DEGREES CONFERRED BY PROGRAM

ACADEMIC YEAR (SUMMER, FALL, SPRING SEMESTERS)

MICHIGAN COLLEGE OF OPTOMETRY	2012-13				2013-14				2014-15			
	CERT	AS	BS	OD	CERT	AS	BS	OD	CERT	AS	BS	OD
Optometry				34				39				37
Vision Science							6				6	
COLLEGE TOTAL	0	0	0	34	0	0	6	39	0	0	6	37

PHARMACY	2012-13				2013-14				2013-14			
	CERT	AS	BS	Pharm D	CERT	AS	BS	Pharm D	CERT	AS	BS	Pharm D
Pharmacy				116				139				126
COLLEGE TOTAL	0	0	0	116	0	0	0	139	0	0	0	126

PROFESSIONAL & TECHNOLOGICAL STUDIES	2012-13				2013-14				2013-14			
	CERT	AS	BS	MS	CERT	AS	BS	EDD	CERT	AS	BS	EDD
Community College Leadership				5				8				24
Digital Animation & Game Design							1					
TOTAL	0	0	0	5	0	0	1	8	0	0	0	24
COLLEGE TOTAL	0	0	0	5	0	0	1	8	0	0	0	24

Source: Office of Institutional Research and Testing

DEGREES

DEGREES CONFERRED AT FERRIS STATE UNIVERSITY

ACADEMIC YEAR (SUMMER, FALL, SPRING SEMESTERS)

	<u>CERTIFICATE</u>	<u>ASSOCIATE</u>	<u>BACHELOR</u>	<u>MASTER</u>	<u>PROFESSIONAL PRACTICE</u>	<u>Doctorate</u>	<u>TOTAL</u>
1995 - 1996	53	860	1,438	40	35		2,426
1996 - 1997	71	786	1,328	43	41		2,269
1997 - 1998	82	823	1,281	97	40		2,323
1998 - 1999	96	839	1,140	83	41		2,199
1999 - 2000	130	821	1,186	81	44		2,262
2000 - 2001	100	722	1,217	116	52		2,207
2001 - 2002	157	764	1,325	152	45		2,443
2002 - 2003	247	808	1,312	168	58		2,593
2003 - 2004	217	830	1,410	148	121		2,726
2004 - 2005	245	843	1,403	158	149		2,798
2005 - 2006	259	905	1,615	134	147		3,060
2006 - 2007	327	873	1,639	169	154		3,162
2007 - 2008	264	861	1,839	137	158		3,259
2008 - 2009	292	794	1,952	197	176		3,411
2009 - 2010	283	787	2,004	156	177		3,407
2010 - 2011	247	718	2,199	165	178		3,507
2011 - 2012	298	819	2,310	149	185		3,761
2012 - 2013	249	790	2,359	127	150	5	3,680
2013 - 2014	288	683	2,412	164	178	8	3,733
2014 - 2015	370	695	2404	144	163	24	3800

Source: Office of Institutional Research and Testing

FERRIS STATE UNIVERSITY

APPROVED PROGRAMS

COLLEGE	DEPARTMENT	PROGRAM NAMES	DEGREE
A/S	Arts & Sciences Dean's Office	Integrative Studies	BS
A/S	Biological Sciences	Biology	BA
A/S	Biological Sciences	Biology	BS
A/S	Biological Sciences	Biology/Environmental Biology	BS
A/S	Biological Sciences	Biology/Forensic Biology	BS
A/S	Biological Sciences	Biology/Pre-Dentistry	BS
A/S	Biological Sciences	Biology/Pre-Medicine	BS
A/S	Biological Sciences	Biology/Pre-Optometry	BS
A/S	Biological Sciences	Biology/Pre-Pharmacy	BS
A/S	Biological Sciences	Biology/Pre-Physical Therapy	BS
A/S	Biological Sciences	Biology/Pre-Veterinary Medicine	BS
A/S	Biological Sciences	Biotechnology	BS
A/S	Biological Sciences	Pre-Science	AS
A/S	Humanities	Applied Speech Communication	AA
A/S	Humanities	Applied Speech Communication	BS
A/S	Humanities	Applied Speech Communication Public Advocacy Concentration	BS
A/S	Humanities	History	BA
A/S	Humanities	Sports Communication	BS
A/S	Language and Literature	English	BA
A/S	Language and Literature	Journalism & Technical Communication	BS
A/S	Language and Literature	Liberal Arts	AA
A/S	Language and Literature	Spanish for the Professions	BS
A/S	Language and Literature	Technical & Professional Communication	BS
A/S	Mathematics	Actuarial Science	BS
A/S	Mathematics	Applied Mathematics	BS
A/S	Mathematics	Applied Mathematics/Computer Science	BS
A/S	Mathematics	Pre-Engineering	AS
A/S	Physical Sciences	Biochemistry	BA
A/S	Physical Sciences	Chemistry	BA
A/S	Physical Sciences	Chemistry/Pre-Pharmacy Concentration	BA
A/S	Physical Sciences	Industrial Chemistry Fermentation Science Concentration	BS
A/S	Physical Sciences	Industrial Chemistry Manufacturing Concentration	BS
A/S	Physical Sciences	Industrial Chemistry Technology	AAS
A/S	Physical Sciences	Pre-Mortuary Science	AS
A/S	Physical Sciences	Pre-Pharmacy	AS
A/S	Social Sciences	Political Sciences	BS
A/S	Social Sciences	Pre-Law	AA
A/S	Social Sciences	Psychology	BS
A/S	Social Sciences	Social Work	MSW
A/S	Social Sciences	Social Work	BSW
A/S	Social Sciences	Sociology	BA
BUS	Accounting, Finance, & Information Systems	Accountancy	AAS
BUS	Accounting, Finance, & Information Systems	Accountancy	BS
BUS	Accounting, Finance, & Information Systems	Accountancy/Computer Information Systems	BS
BUS	Accounting, Finance, & Information Systems	Accountancy/Finance	BS
BUS	Accounting, Finance, & Information Systems	Accountancy/Public Accounting Concentration	BS
BUS	Accounting, Finance, & Information Systems	Accountancy/Public Professional Directed Conc.	BS
BUS	Accounting, Finance, & Information Systems	Computer Information Systems	AAS
BUS	Accounting, Finance, & Information Systems	Computer Information Systems	BS
BUS	Accounting, Finance, & Information Systems	Computer Information Technology	BS

FERRIS STATE UNIVERSITY

APPROVED PROGRAMS

COLLEGE	DEPARTMENT	PROGRAM NAMES	DEGREE
BUS	Accounting, Finance, & Information Systems	Finance	BS
BUS	Accounting, Finance, & Information Systems	Information Security & Intelligence	BS
BUS	Accounting, Finance, & Information Systems	Information Security & Intelligence	MS
BUS	Management	Business Administration	BS
BUS	Management	Business Administration	MBA
BUS	Management	Business Administration w/ Legal Studies	BS
BUS	Management	Business Administration w/ Professional Tracks	BS
BUS	Management	Business Administration w/Business Intelligence Cert	MBA
BUS	Management	Business Administration w/Design and Innovation Mgmt Cet	MBA
BUS	Management	Business Administration w/Incident Response Cert	MBA
BUS	Management	Business Administration w/Management Tools and Concepts Cert	MBA
BUS	Management	Business Administration w/Nursing Concentration	MBA
BUS	Management	Business Administration w/Project Management Cert	MBA
BUS	Management	General Business	AAS
BUS	Management	Human Resource Management	BS
BUS	Management	Legal Studies	AAS
BUS	Management	Operations and Supply Management	BS
BUS	Management	Risk Management and Insurance	BS
BUS	Marketing	Advertising/Integrated Marketing Communication	BS
BUS	Marketing	Business Data Analytics	BS
BUS	Marketing	Graphic Communications	AAS
BUS	Marketing	Graphic Design	AAS
BUS	Marketing	Graphic Design	BS
BUS	Marketing	Graphic Media Management	BS
BUS	Marketing	Health Care Marketing	BS
BUS	Marketing	Marketing	AAS
BUS	Marketing	Marketing	BS
BUS	Marketing	Public Relations	BS
BUS	Marketing	Public Relations/Employee Relations Concentration	BS
BUS	Marketing	Public Relations/Investor Relations Concentration	BS
BUS	Marketing	Public Relations/Marketing Promotion Concentration	BS
BUS	Marketing	Public Relations/Media Relations Concentration	BS
BUS	Sport Entertainment and Hospitality Mgmt	Dietary and Food Service Management	AAS
BUS	Sport Entertainment and Hospitality Mgmt	Music Industry Management	BS
BUS	Sport Entertainment and Hospitality Mgmt	PGA Golf Management	BS
BUS	Sport Entertainment and Hospitality Mgmt	Professional Tennis Management	BS
BUS	Sport Entertainment and Hospitality Mgmt	Restaurant & Food Industry Management	AAS
CPTS	Professional & Technological Studies	Community College Leadership	EDD
EDU	Criminal Justice	Criminal Justice Administration	MS
EDU	Criminal Justice	Criminal Justice/Corrections Option	BS
EDU	Criminal Justice	Criminal Justice/Generalist Option	BS
EDU	Criminal Justice	Criminal Justice/Law Enforcement Option	BS
EDU	Criminal Justice	Pre-Criminal Justice	AA
EDU	Leisure Studies and Wellness	Recreation Leadership & Management	BS
EDU	School of Digital Media	Digital Animation and Game Design	BAS
EDU	School of Digital Media	Digital Media Software Engineering	BS
EDU	School of Digital Media	Pre-Digital Media	AS
EDU	School of Digital Media	Television and Digital Media Production	BS
EDU	School of Education	Biology Education	BS
EDU	School of Education	Business Mgmt Marketing & Tech Teaching Major	BS

FERRIS STATE UNIVERSITY

APPROVED PROGRAMS

COLLEGE	DEPARTMENT	PROGRAM NAMES	DEGREE
EDU	School of Education	Career & Technical Education	MS
EDU	School of Education	Career & Technical Education/Administrative Concentration	MS
EDU	School of Education	Career & Technical Education/Instructor Concentration	MS
EDU	School of Education	Career & Technical Education/Postsecondary Administration	MS
EDU	School of Education	Career & Technical Education/Training and Development	MS
EDU	School of Education	Chemistry Education	BS
EDU	School of Education	Curriculum & Instruction - Administrative	M.Ed.
EDU	School of Education	Curriculum & Instruction - Experiential Education	M.Ed.
EDU	School of Education	Curriculum & Instruction - Reading Specialist Option	M.Ed.
EDU	School of Education	Curriculum & Instruction - Special Education	M.Ed.
EDU	School of Education	Curriculum & Instruction - Subject Area Conc.	M.Ed.
EDU	School of Education	Early Childhood Education	AAS
EDU	School of Education	Early Childhood Education	BS
EDU	School of Education	Educational Leadership	MS
EDU	School of Education	Elementary Education	BS
EDU	School of Education	English Education	BS
EDU	School of Education	Geography Education	BS
EDU	School of Education	History Education	BS
EDU	School of Education	Mathematics Education	BS
EDU	School of Education	Political Sciences Education	BS
EDU	School of Education	Pre-Teaching Elementary	AA
EDU	School of Education	Pre-Teaching Secondary	AA
EDU	School of Education	Social Studies Education	BS
EDU	School of Education	Technical Education	BS
HP	Clinical Laboratory, Respiratory, Health Admin	Health Care Systems Administration	BS
HP	Clinical Laboratory, Respiratory, Health Admin	Health Care Systems Administration Long Term Care Concentration	BS
HP	Clinical Laboratory, Respiratory, Health Admin	Health Information Management	BS
HP	Clinical Laboratory, Respiratory, Health Admin	Health Information Technology	AAS
HP	Clinical Laboratory, Respiratory, Health Admin	Medical Laboratory Technology	AAS
HP	Clinical Laboratory, Respiratory, Health Admin	Medical Laboratory Science	BS
HP	Clinical Laboratory, Respiratory, Health Admin	Molecular Diagnostics	BS
HP	Clinical Laboratory, Respiratory, Health Admin	Public Health	BS
HP	Clinical Laboratory, Respiratory, Health Admin	Public Health	MPH
HP	Clinical Laboratory, Respiratory, Health Admin	Respiratory Care	AAS
HP	College of Allied Health Sciences	Allied Health Science	AAS
HP	College of Allied Health Sciences	Allied Health Science	BS
HP	Dental Hygiene & Medical Imaging	Dental Hygiene	AAS
HP	Dental Hygiene & Medical Imaging	Dental Hygiene	BS
HP	Dental Hygiene & Medical Imaging	Diagnostic Medical Sonography	AAS
HP	Dental Hygiene & Medical Imaging	Nuclear Medicine Technology	BS
HP	Dental Hygiene & Medical Imaging	Radiography	AAS
HP	School of Nursing	Nursing	BSN
HP	School of Nursing	Nursing	MSN
HP	School of Nursing	Nursing	RN-BSN
KEN	Design Studies	Architecture	M Arch
KEN	Design Studies	Collaborative Design	BFA
KEN	Design Studies	Digital Media	BFA
KEN	Design Studies	Furniture Design	BFA
KEN	Design Studies	Graphic Design	BFA
KEN	Design Studies	Illustration	BFA

FERRIS STATE UNIVERSITY

APPROVED PROGRAMS

COLLEGE	DEPARTMENT	PROGRAM NAMES	DEGREE
KEN	Design Studies	Industrial Design	BFA
KEN	Design Studies	Interior Design	BFA
KEN	Design Studies	Medical Illustration	BFA
KEN	Design Studies	Metals/Jewelry Design	BFA
KEN	Design Studies	Visual and Critical Studies	MA
KEN	Fine Arts/Foundation	Drawing	BFA
KEN	Fine Arts/Foundation	Drawing with Printmaking Focus	BFA
KEN	Fine Arts/Foundation	Fashion Studies	BFA
KEN	Fine Arts/Foundation	Fine Arts Drawing	MFA
KEN	Fine Arts/Foundation	Fine Arts Painting	MFA
KEN	Fine Arts/Foundation	Fine Arts Photography	MFA
KEN	Fine Arts/Foundation	Fine Arts Printmaking	MFA
KEN	Fine Arts/Foundation	Painting	BFA
KEN	Fine Arts/Foundation	Photography	BFA
KEN	Fine Arts/Foundation	Printmaking	BFA
KEN	Fine Arts/Foundation	Sculpture/Functional Art	BFA
KEN	Liberal Arts & Sciences	Art Education	BFA
KEN	Liberal Arts & Sciences	Art Education	MFA
KEN	Liberal Arts & Sciences	Art History	BS
OPT	Optometry	Doctor of Optometry	OD
PHR	Pharmacy	Doctor of Pharmacy	Pharm.D.
TEC	Architectural Technology & Facility Mgmt	Architectural Technology	AAS
TEC	Architectural Technology & Facility Mgmt	Architecture & Sustainability	BS
TEC	Architectural Technology & Facility Mgmt	Facility Management	BS
TEC	Automotive	Automotive Engineering Technology	BS
TEC	Automotive	Automotive Management	BS
TEC	Automotive	Automotive Service Technology	AAS
TEC	Construction Technology & Management	Building Construction Technology	AAS
TEC	Construction Technology & Management	Civil Engineering Technology	AAS
TEC	Construction Technology & Management	Construction Management	BS
TEC	Construction Technology & Management	Construction Management/Building Construction Technology	BS
TEC	Construction Technology & Management	Construction Management/Civil Engineering Technology	BS
TEC	Electronics/CNS	Computer Networks & Systems	BS
TEC	Electronics/CNS	Electrical/Electronics Engineering Technology	BS
TEC	Electronics/CNS	Energy Systems Engineering	BS
TEC	Electronics/CNS	Industrial Electronics Technology	AAS
TEC	Heavy Equipment	Heavy Equipment Service Engineering Technology	BS
TEC	Heavy Equipment	Heavy Equipment Technology	AAS
TEC	HVACR	HVACR Engineering Technology and Energy Management	BS
TEC	HVACR	HVACR Technology	AAS
TEC	Manufacturing Engineering Technology	Industrial Technology and Management	BAS
TEC	Manufacturing Engineering Technology	Manufacturing Engineering Technology	BS
TEC	Manufacturing Engineering Technology	Manufacturing Technology	AAS
TEC	Manufacturing Engineering Technology	Quality Engineering Technology	BS
TEC	Mechanical Design	CAD Drafting & Tool Design Technology	AAS
TEC	Mechanical Design	Mechanical Engineering Technology	AAS
TEC	Mechanical Design	Mechanical Engineering Technology	BS
TEC	Mechanical Design	Product Design Engineering Technology	BS
TEC	Plastics & Rubber	Plastics & Polymer Engineering Technology	AAS
TEC	Plastics & Rubber	Plastics Engineering Technology	BS

FERRIS STATE UNIVERSITY

APPROVED PROGRAMS

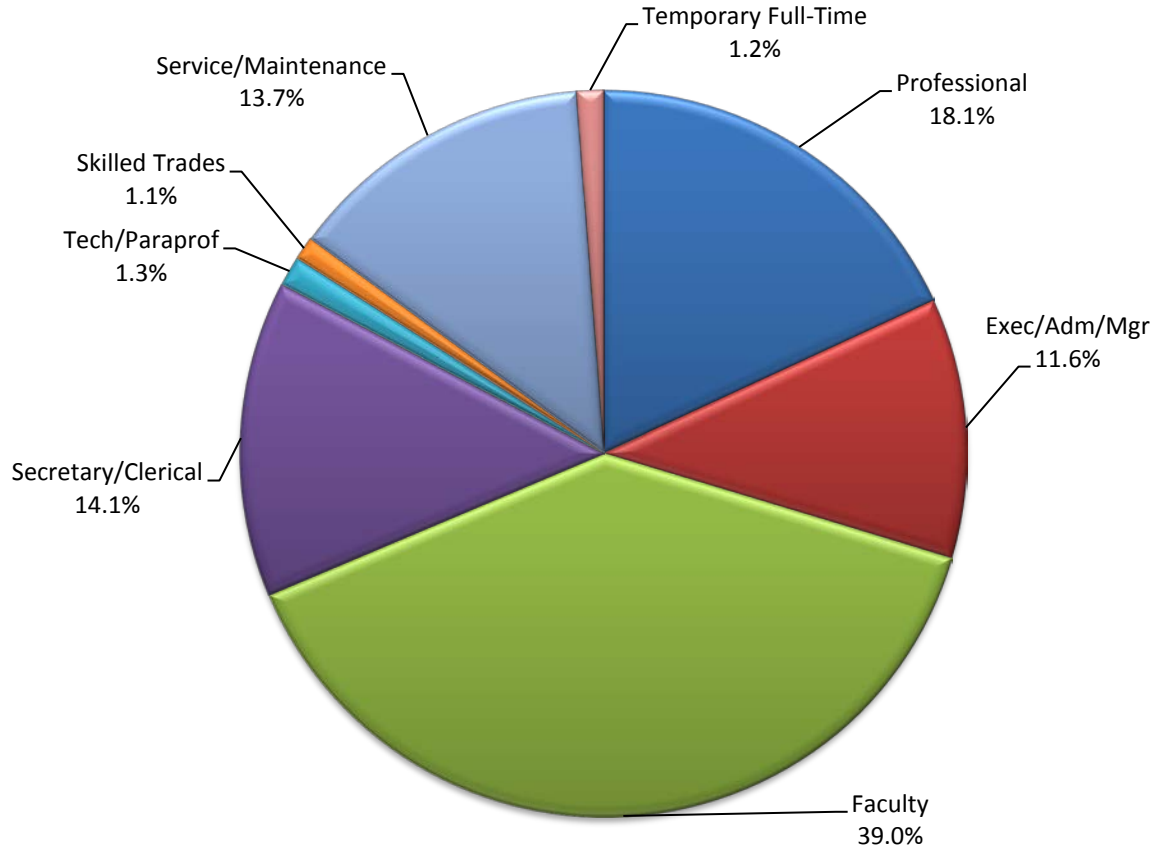
COLLEGE	DEPARTMENT	PROGRAM NAMES	DEGREE
TEC	Plastics & Rubber	Rubber Engineering Technology	BS
TEC	Surveying	Surveying Engineering	BS
TEC	Surveying	Surveying Technology	AAS
TEC	Welding Engineering Technology	Welding Engineering Technology	BS
TEC	Welding Engineering Technology	Welding Technology	AAS

Source: Academic Affairs

FACULTY & STAFF

**UNIVERSITY STAFF BY JOB CATEGORY AND GENDER
FALL 2015**

FULL-TIME

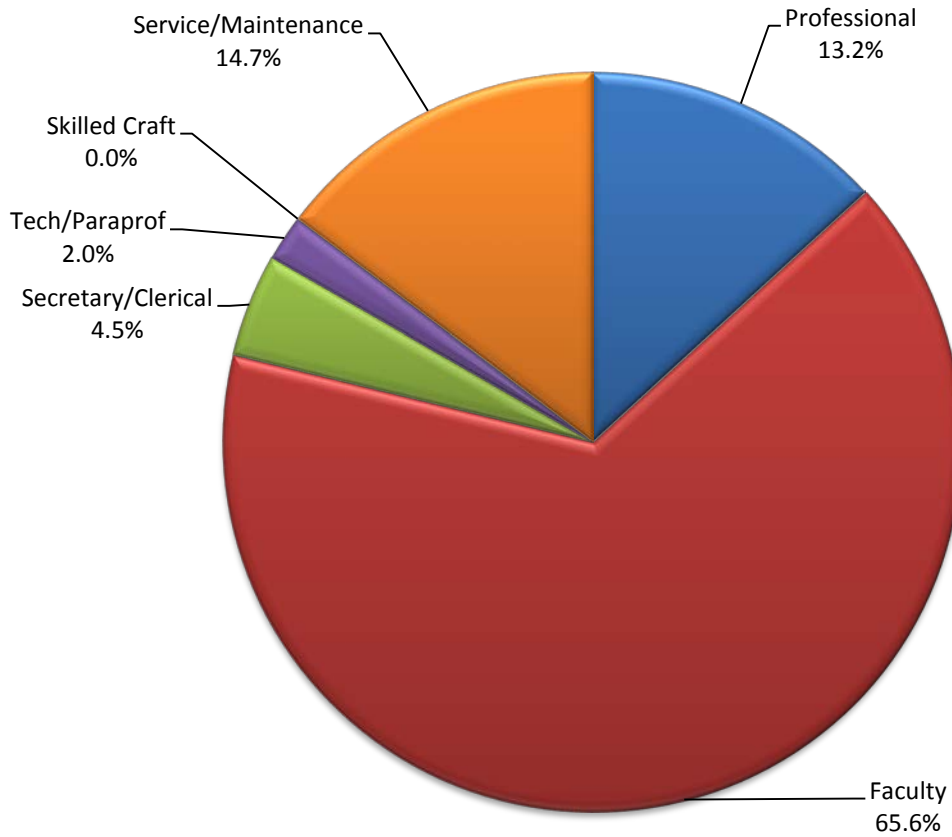


<u>JOB CATEGORY</u>	<u>MALE NUMBER</u>	<u>PERCENT</u>	<u>FEMALE NUMBER</u>	<u>PERCENT</u>	<u>TOTAL NUMBER</u>	<u>PERCENT</u>
Professional	129	47.1%	145	52.9%	274	18.1%
Exec/Adm/Mgr	88	50.3%	87	49.7%	175	11.6%
Faculty	334	56.6%	256	43.4%	590	39.0%
Secretary/Clerical	11	5.2%	202	94.8%	213	14.1%
Tech/Paraprof	10	50.0%	10	50.0%	20	1.3%
Skilled Trades	16	100.0%	0	0.0%	16	1.1%
Service/Maintenance	124	59.6%	84	40.4%	208	13.7%
Temporary Full-Time	6	33.3%	12	66.7%	18	1.2%
TOTAL	718	47.4%	796	52.6%	1514	100.0%

Source: Office of Human Resource Development

**UNIVERSITY STAFF BY JOB CATEGORY AND GENDER
FALL 2015**

PART-TIME

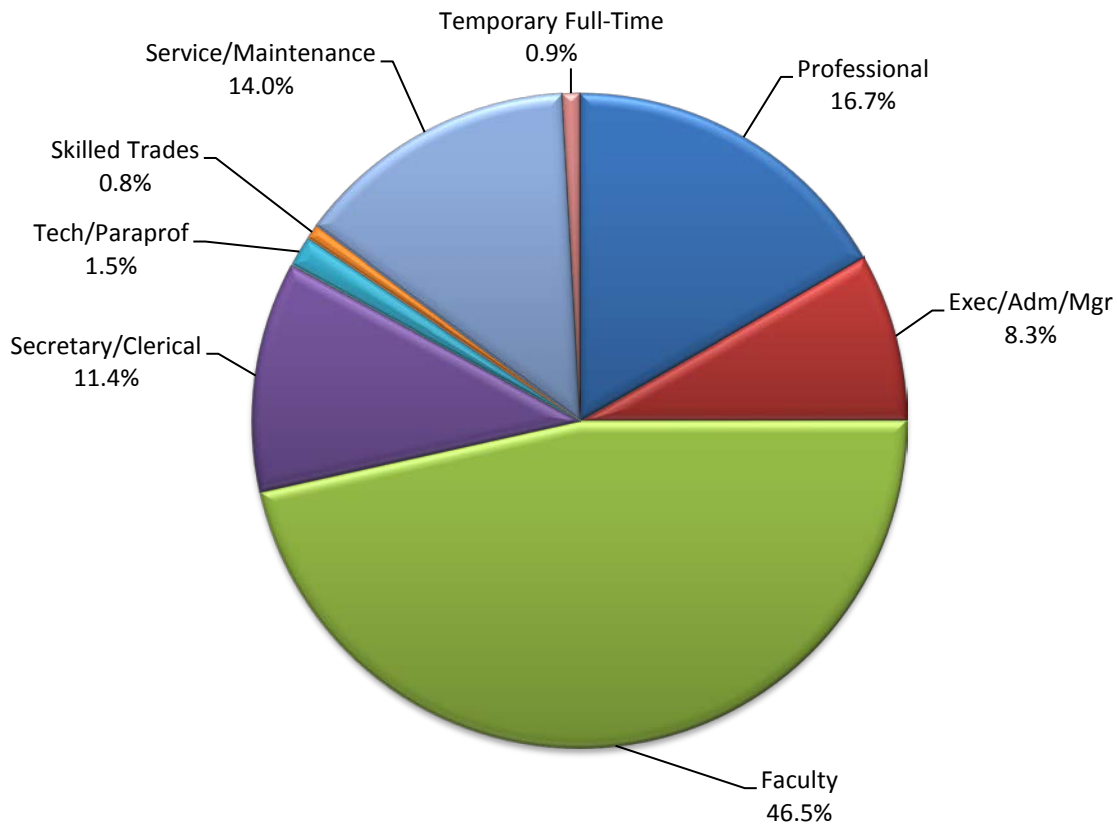


<u>JOB CATEGORY</u>	<u>MALE NUMBER</u>	<u>PERCENT</u>	<u>FEMALE NUMBER</u>	<u>PERCENT</u>	<u>TOTAL NUMBER</u>	<u>PERCENT</u>
Professional	29	36.7%	50	63.3%	79	13.2%
Faculty	200	50.9%	193	49.1%	393	65.6%
Secretary/Clerical	0	0.0%	27	100.0%	27	4.5%
Tech/Paraprof	6	50.0%	6	50.0%	12	2.0%
Skilled Craft	0	#DIV/0!	0	#DIV/0!	0	0.0%
Service/Maintenance	35	39.8%	53	60.2%	88	14.7%
TOTAL	270	45.1%	329	54.9%	599	100.0%

Source: Office of Human Resource Development

**UNIVERSITY STAFF BY JOB CATEGORY AND GENDER
FALL 2015**

TOTAL



<u>JOB CATEGORY</u>	<u>MALE NUMBER</u>	<u>PERCENT</u>	<u>FEMALE NUMBER</u>	<u>PERCENT</u>	<u>TOTAL NUMBER</u>	<u>PERCENT</u>
Professional	158	44.8%	195	55.2%	353	16.7%
Exec/Adm/Mgr	88	50.3%	87	49.7%	175	8.3%
Faculty	534	54.3%	449	45.7%	983	46.5%
Secretary/Clerical	11	4.6%	229	95.4%	240	11.4%
Tech/Paraprof	16	50.0%	16	50.0%	32	1.5%
Skilled Trades	16	100.0%	0	0.0%	16	0.8%
Service/Maintenance	159	53.7%	137	46.3%	296	14.0%
Temporary Full-Time	6	33.3%	12	66.7%	18	0.9%
TOTAL	988	46.8%	1125	53.2%	2113	100.0%

Source: Office of Human Resource Development

FALL FACULTY AND STAFF BY RACE/ETHNICITY AND GENDER

FULL-TIME & PART-TIME EMPLOYEES - 11/1/2015

	<u>FEMALE</u>	<u>MALE</u>	<u>TOTAL</u>
AMERICAN INDIAN OR ALASKAN NATIVE	3	7	10
ASIAN	18	20	38
BLACK OR AFRICAN AMERICAN	30	27	57
HISPANIC OR LATINO	12	13	25
INTERNATIONAL	14	24	38
NATIVE HAWAIIAN OR PACIFIC ISLANDER	1	0	1
TWO OR MORE RACES	4	7	11
WHITE	1,030	877	1,907
UNREPORTED	13	13	26
TOTAL	1,125	988	2,113

The following definitions are used in determining racial/ethnic designations:

American Indian or Alaskan Native:

A person having origins in any of the original peoples of North and South America (including Central America), and who maintains cultural identification through tribal affiliation or community attachment.

Asian:

A person having origins in any of the original peoples of the Far East, Southeast Asia, or the Indian Subcontinent including, for example, Cambodia, China, India, Japan, Korea, Malaysia, Pakistan, the Philippine Islands, Thailand, and Vietnam.

Black or African American:

A person having origins in any of the black racial groups of Africa.

Hispanic or Latino:

A person of Cuban, Mexican, Puerto Rican, Central or South American, or other Spanish culture or origin, regardless of race.

International:

A person who is not a citizen of the United States, and who is in this country on a temporary basis and does not have a right to remain indefinitely. (Prior to 2015, International Counts were reflected in the actual race/ethnicity, to keep consistent with State/Federal reporting the counts are now reflected in "International").

Native Hawaiian or Pacific Islander:

A person having origins in any of the original peoples of Hawaii, Guam, Samoa, or other Pacific Island.

White:

A person having origins in any of the original peoples of Europe, the Middle East, or North Africa.

Source: Office of Human Resource Development

DISTINGUISHED TEACHER AWARD

The Ferris State University Academic Senate oversees the selection of the Distinguished Teacher Awards. Teachers receiving this award have been nominated by their peers based on the following criteria: teaching excellence; participation in professional development activities; interest in students outside the classroom/laboratory; and exhibiting distinction as a member of the university community.

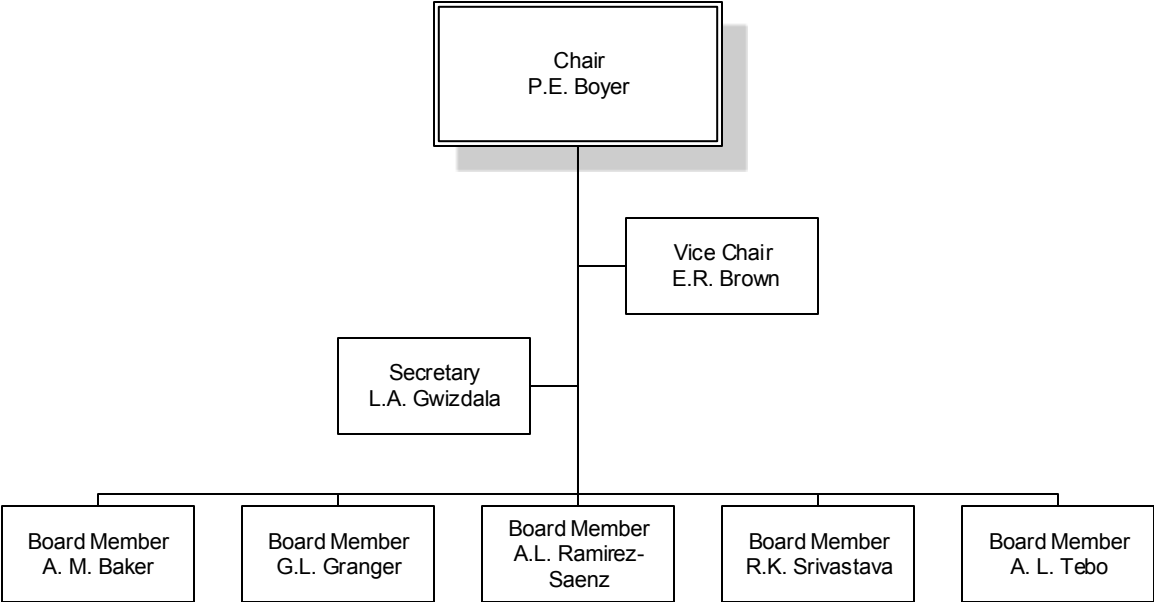
YEAR	RECIPIENT	COLLEGE	YEAR	RECIPIENT	COLLEGE
1969	Frank Karas	Arts & Sciences	1993	Terry Nerbonne	Education
1970	Robert K. Harry	Arts & Sciences	1994	Fred Lovgren	Business
1971	Kenneth O. McManis	Arts & Sciences	1994	Edward Stuart	Technology
1972	George N. Holcomb	Pharmacy	1995	Maude Bigford	Arts & Sciences
1973	Richard Hunter	Allied Health	1995	Judy Schottle	Allied Health Sciences
1974	Roger F. Kennedy	Technology	1996	Michael Keating	Optometry
1975	Everett J. Nienhouse	Arts & Sciences	1996	Caroline Stern	Arts & Sciences
1976	Barbara Sengelau	Allied Health	1997	J. Randall Vance	Optometry
1977	Max T. Yeley	Technology	1998	Walt Hoeksema	Arts & Sciences
1978	Richard L. Shaw	Technology	1998	Mitchell LeClaire	Technology
1979	Joseph J. Mitala	Pharmacy	1999	Maryanne Heidemann	Arts & Sciences
1980	Sidney P. Sytsma	Business	1999	James (Ted) Walker	Arts & Sciences
1981	Richard A. Santer	Arts & Sciences	2000	Daniel E. Noren	Arts & Sciences
1982	Michael D. Ells	Allied Health	2000	Richard J. Pisacreta	Arts & Sciences
1982	Neill H. Nutter	Arts & Sciences	2001	Abdollah Ferdowsi	Business
1983	Herbert L. Carson	Arts & Sciences	2001	J. Randall Groves	Arts & Sciences
1984	Robert E. Friar	Arts & Sciences	2002	Sheila Squicciarini	Allied Health Sciences
1984	Newell H. Johnson	Technology	2003	David Aiken	Arts & Sciences
1985	Julia H. Bonkowski	Allied Health	2003	David Hanna	Technology
1985	James P. Lehnert	Arts & Sciences	2003	Phillip Middleton	Arts & Sciences
1986	Ada Lou Carson	Arts & Sciences	2004	David Pilgrim	Arts & Sciences
1987	Michael C. Cooper	Business	2005	Robert McCullough	Arts & Sciences
1987	Rose Ann Swartz	Business	2005	Fred Heck	Arts & Sciences
1988	Robert C. Ferguson	Arts & Sciences	2006	Pasquale Di Raddo	Arts & Sciences
1988	Garth S. McHattie	Education	2007	Mary Murnik	Arts & Sciences
1989	Mark A. Curtis	Technology	2008	Khagendra Thapa	Technology
1989	James D. Maas	Business	2009	Daniel Adsmond	Arts & Sciences
1990	Marilyn Keigley	Business	2010	Richard Goosen	Engineering Technology
1990	Christine Towner	Allied Health	2011	Greg Gogolin	Business
1991	Roxanne M. Cullen	Arts & Sciences	2012	Clifton V. Franklund	Arts & Sciences
1991	Gary C. Horn	Arts & Sciences	2013	Avesh Raghunandan	Optometry
1992	Bruce L. Beetley	Arts & Sciences	2014	Gary Huey	Arts & Sciences
1992	John H. Landis	Allied Health Sciences	2014	Jennifer Johnson	Arts & Sciences
1993	Doug Fonner	Arts & Sciences	2015	Not Awarded	

Source: Academic Senate

ORGANIZATIONAL CHARTS

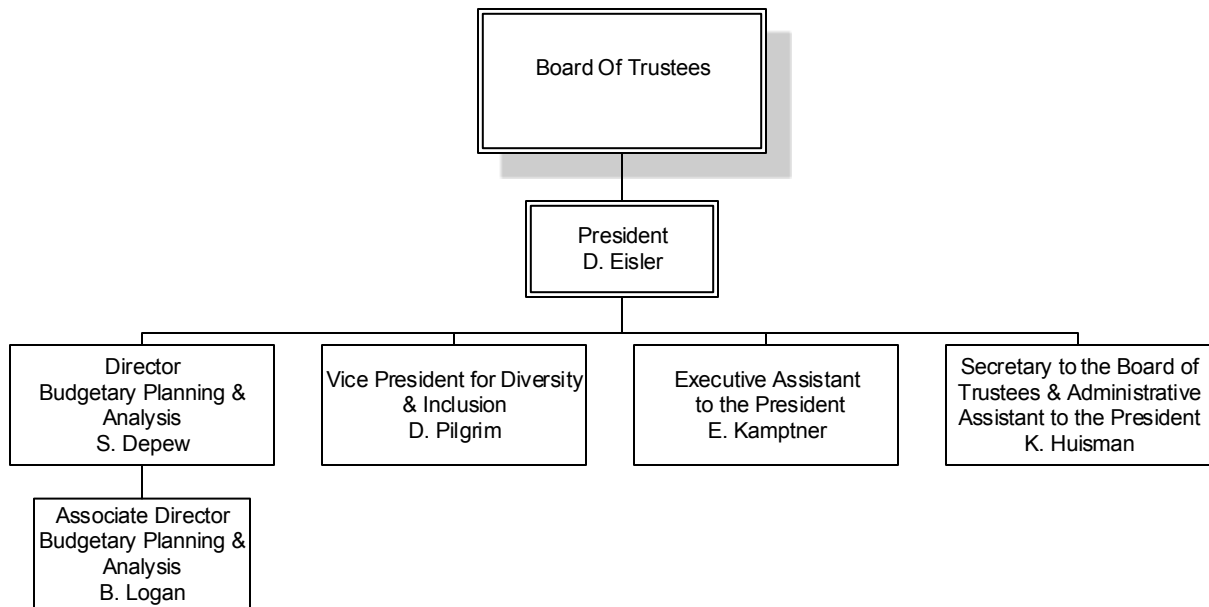
FERRIS STATE UNIVERSITY

BOARD OF TRUSTEES



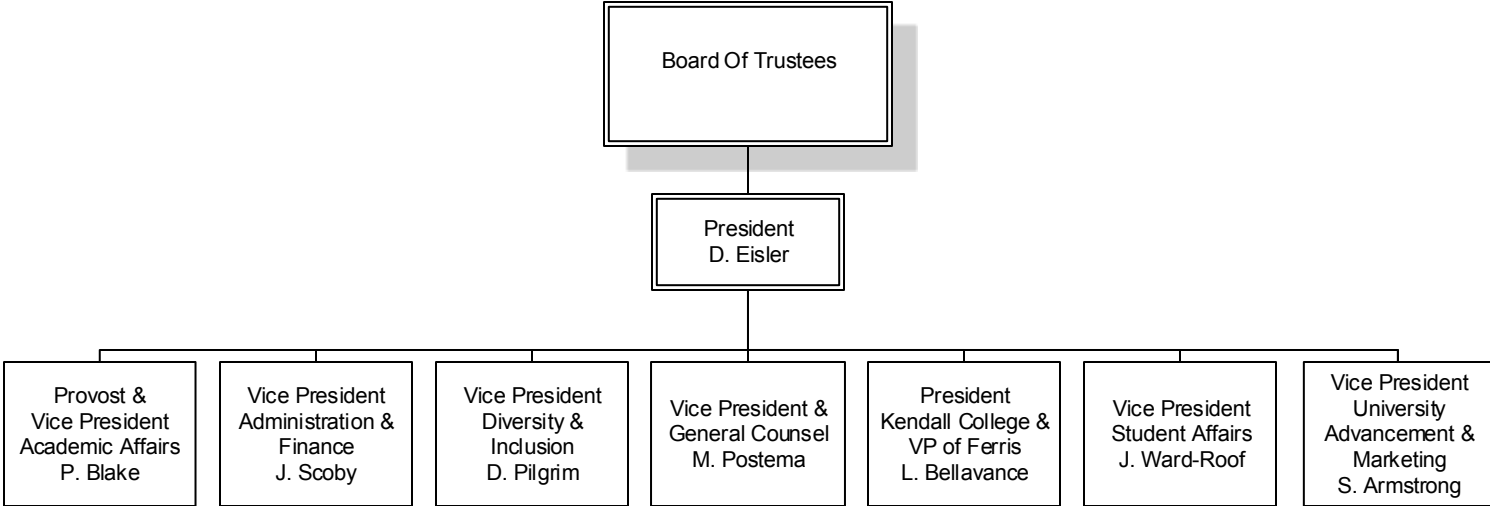
FERRIS STATE UNIVERSITY

EXECUTIVE DIVISION

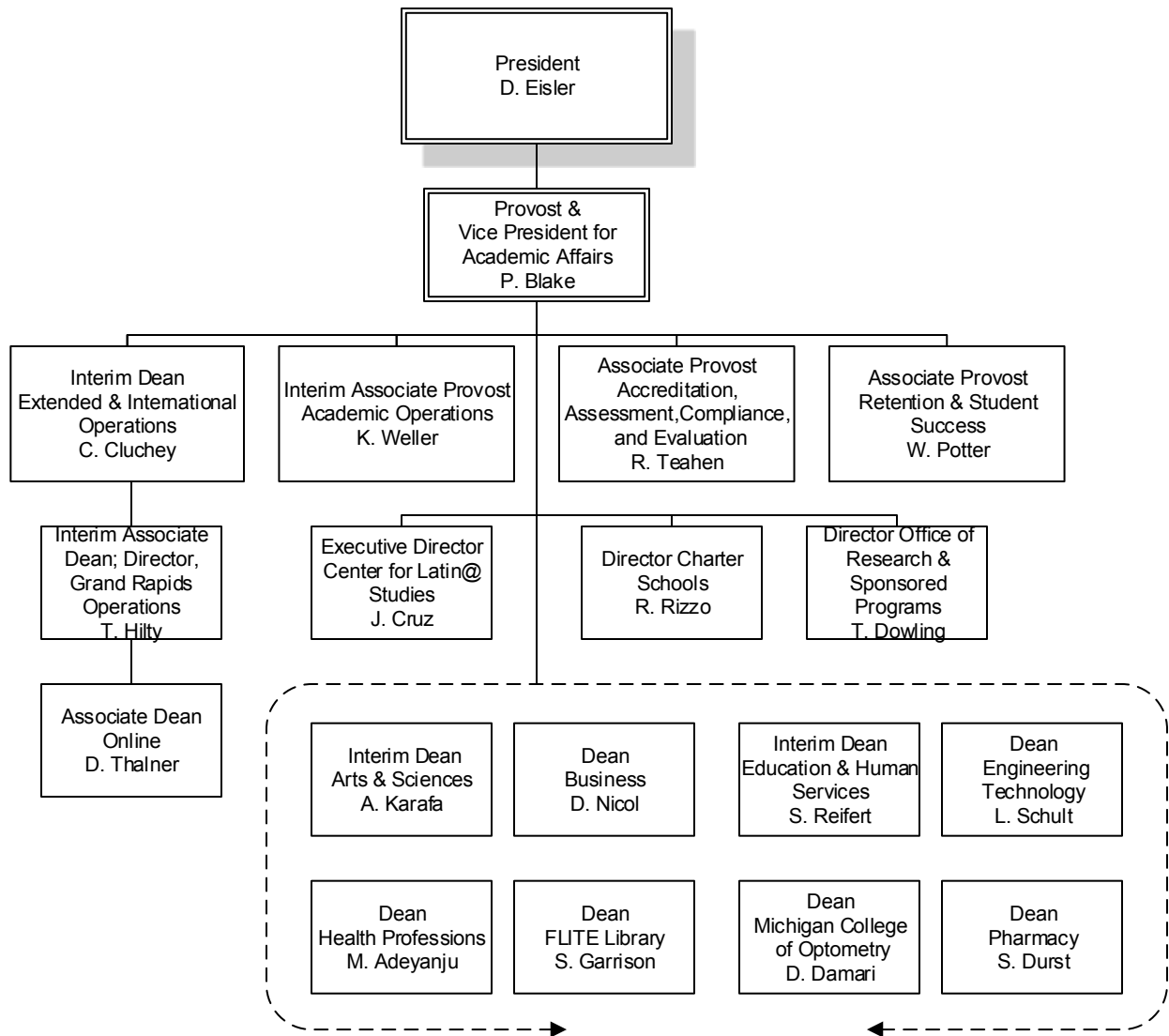


FERRIS STATE UNIVERSITY

PRESIDENT'S COUNCIL

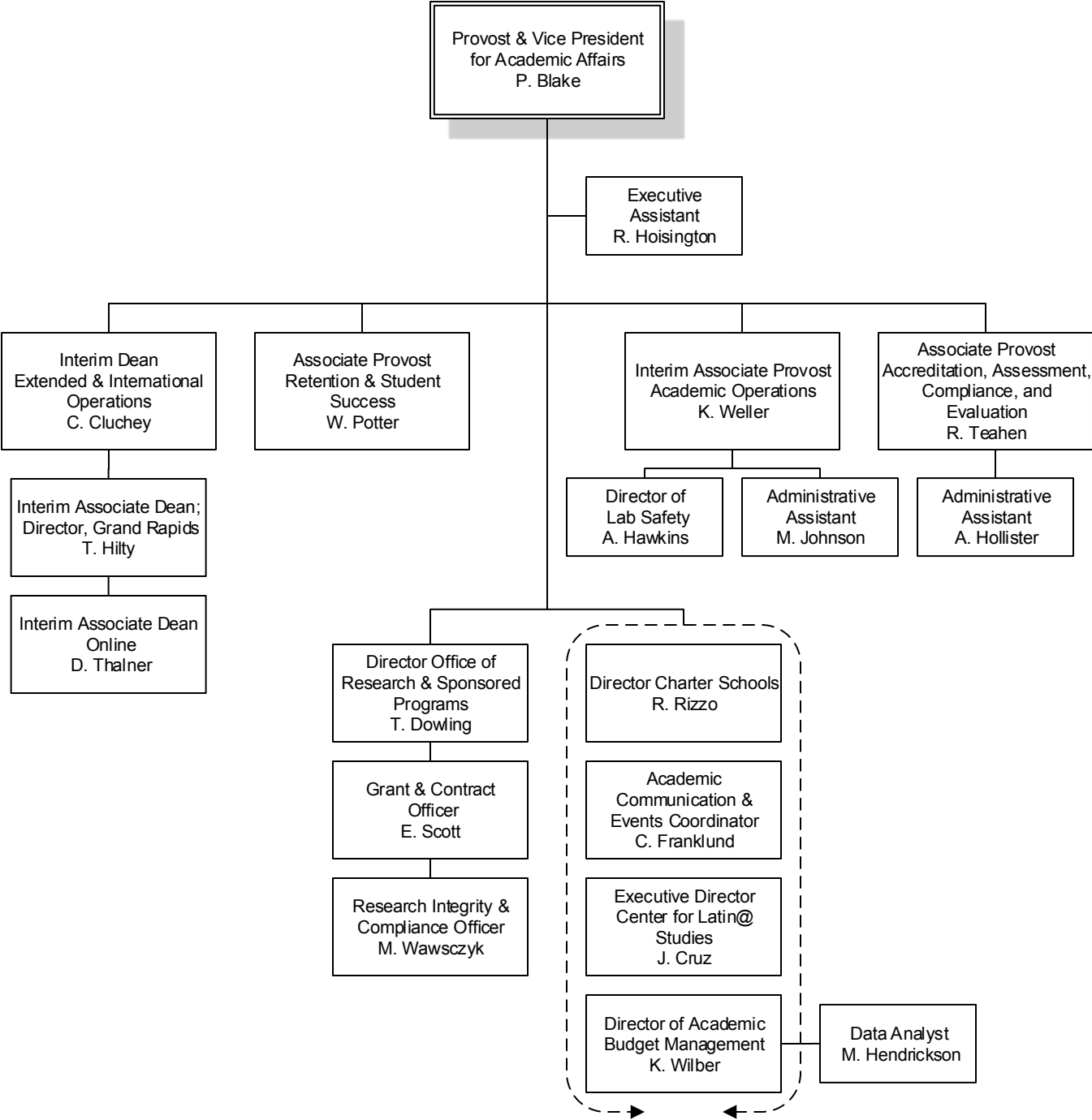


FERRIS STATE UNIVERSITY ACADEMIC AFFAIRS DIVISION



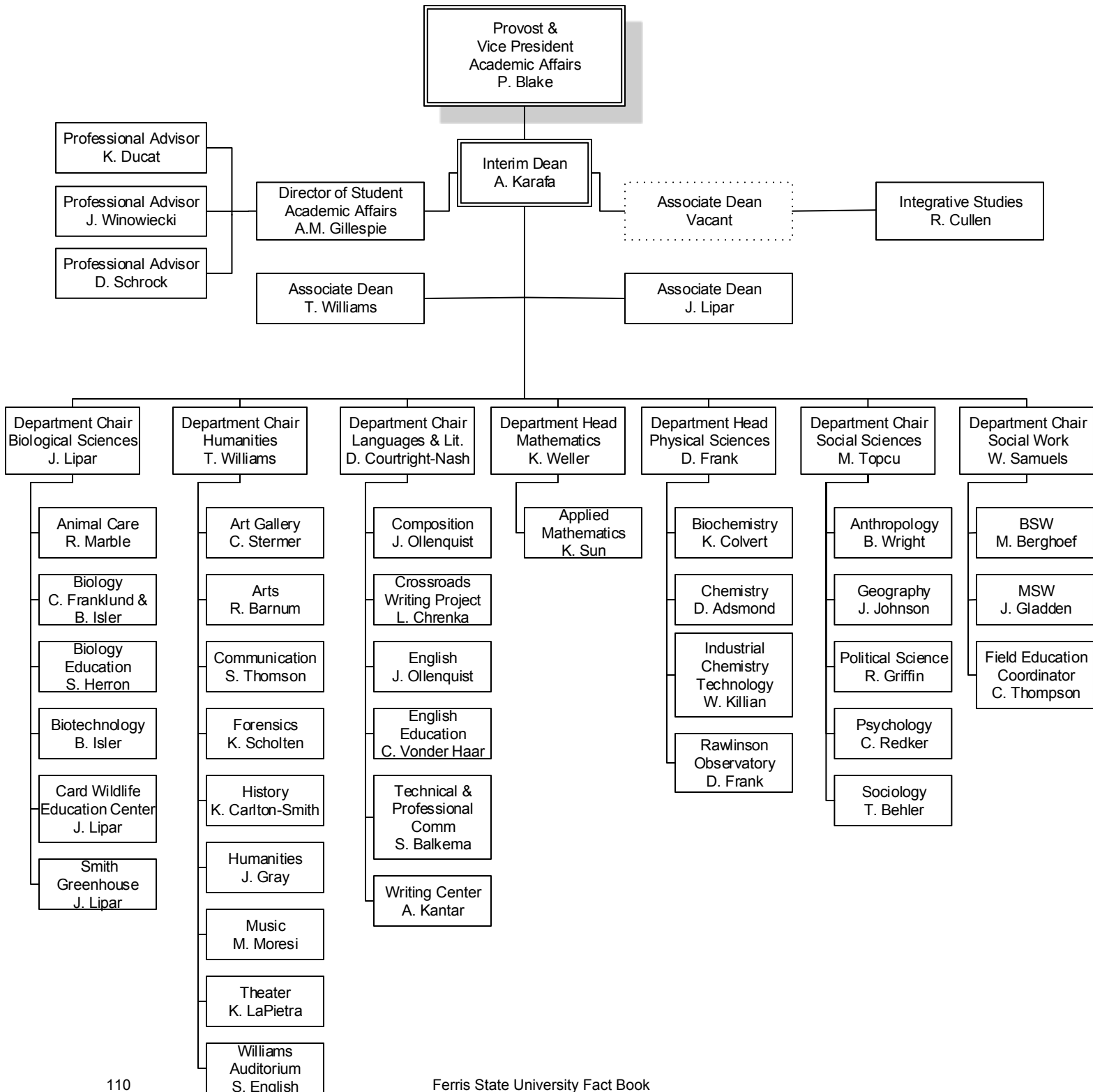
FERRIS STATE UNIVERSITY
ACADEMIC AFFAIRS DIVISION

OFFICE OF ACADEMIC AFFAIRS



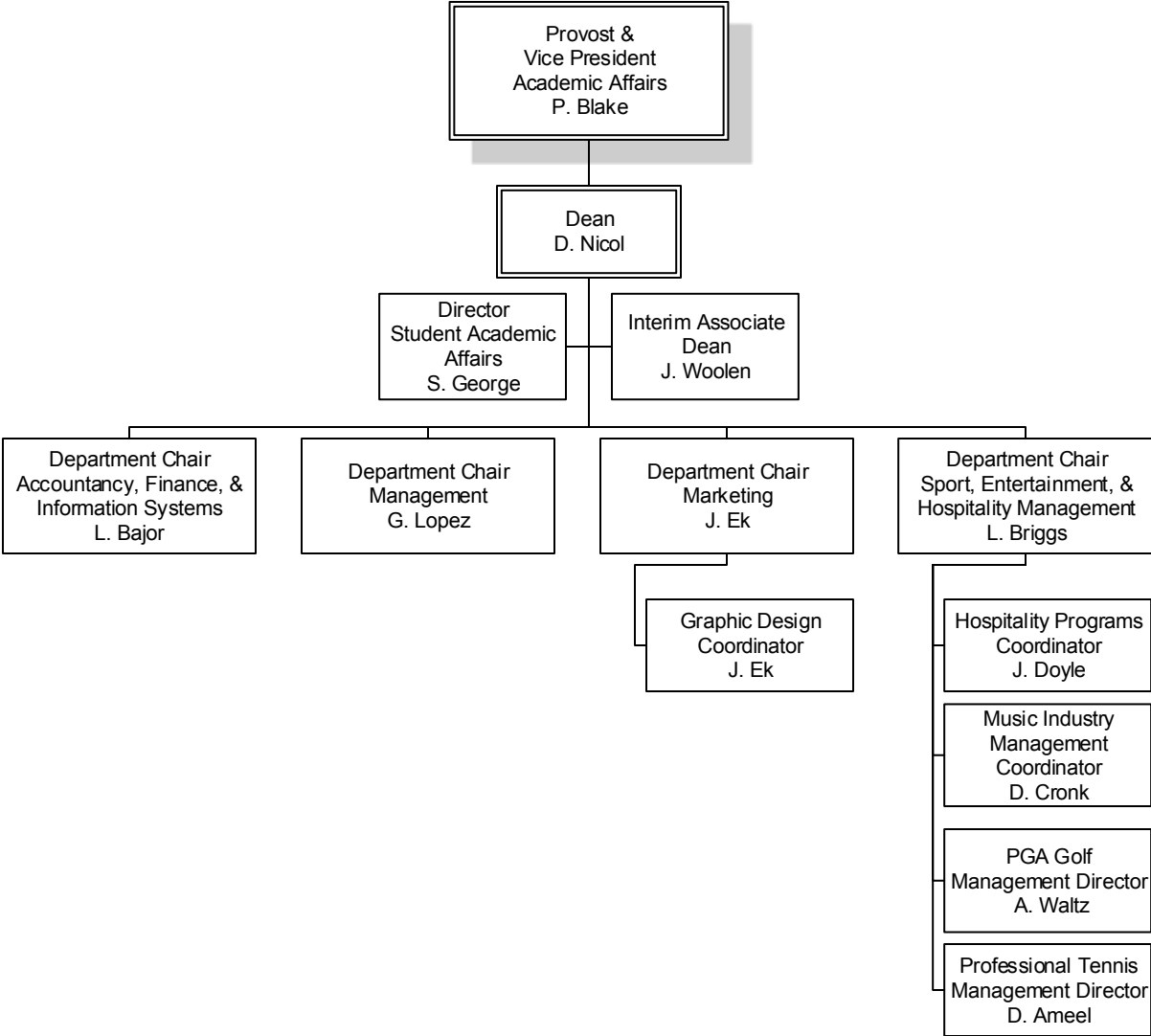
FERRIS STATE UNIVERSITY
ACADEMIC AFFAIRS DIVISION

COLLEGE OF ARTS & SCIENCES



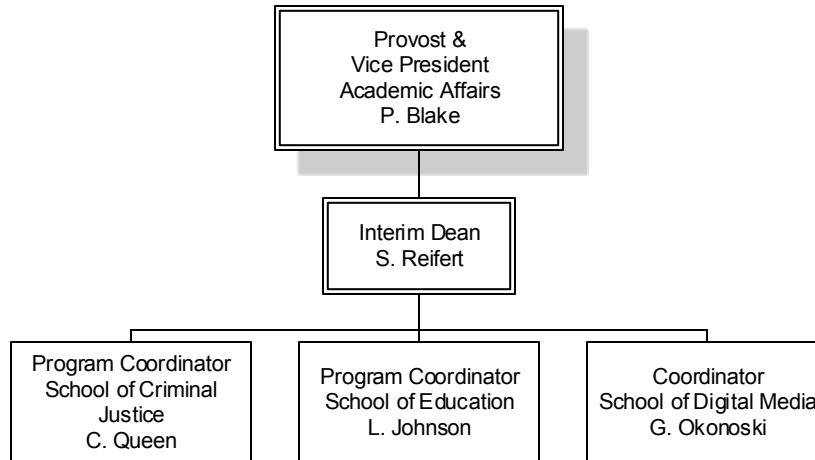
FERRIS STATE UNIVERSITY
ACADEMIC AFFAIRS DIVISION

COLLEGE OF BUSINESS



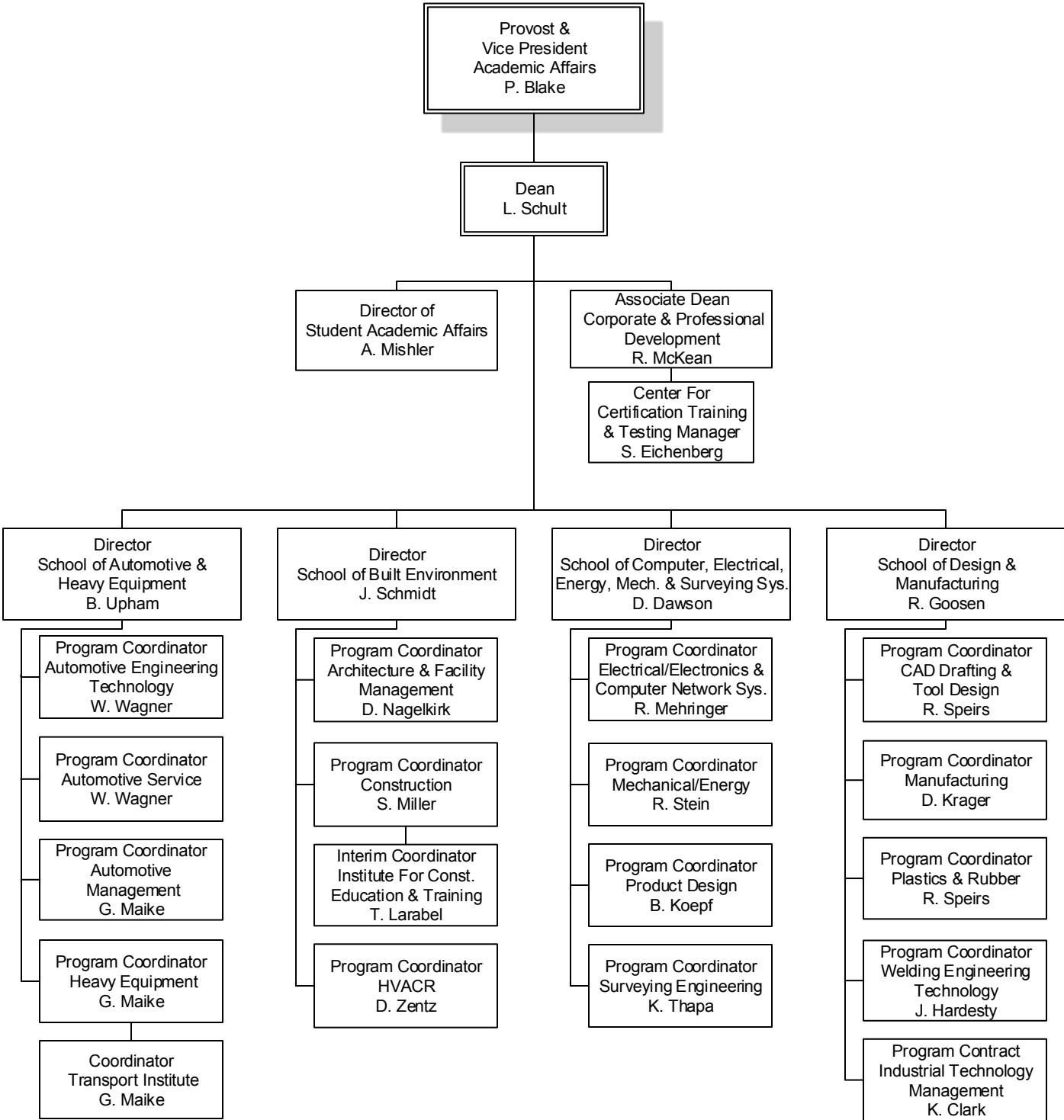
FERRIS STATE UNIVERSITY
ACADEMIC AFFAIRS DIVISION

COLLEGE OF EDUCATION & HUMAN SERVICES



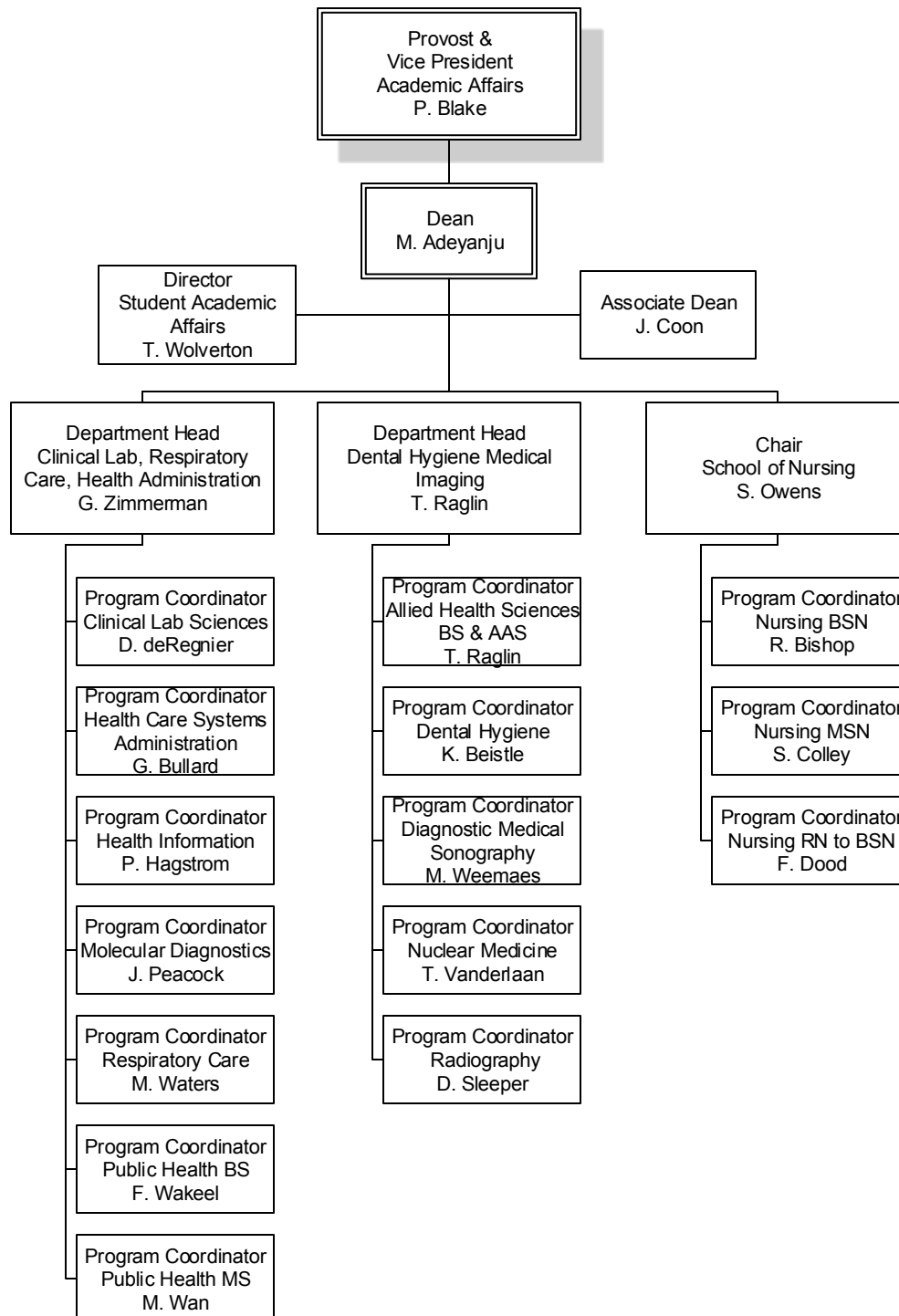
FERRIS STATE UNIVERSITY
ACADEMIC AFFAIRS DIVISION

COLLEGE OF ENGINEERING TECHNOLOGY



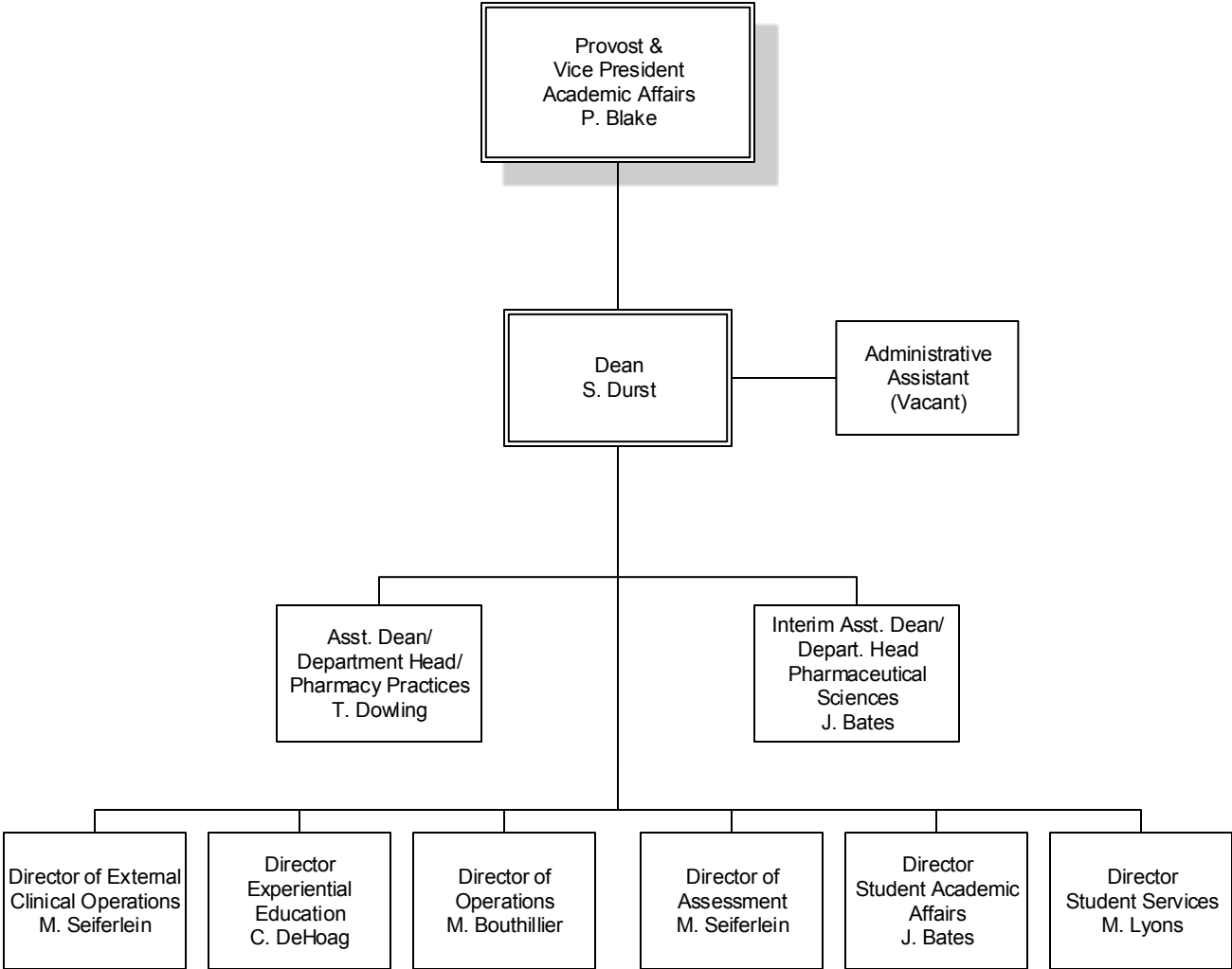
FERRIS STATE UNIVERSITY
ACADEMIC AFFAIRS DIVISION

COLLEGE OF HEALTH PROFESSIONS

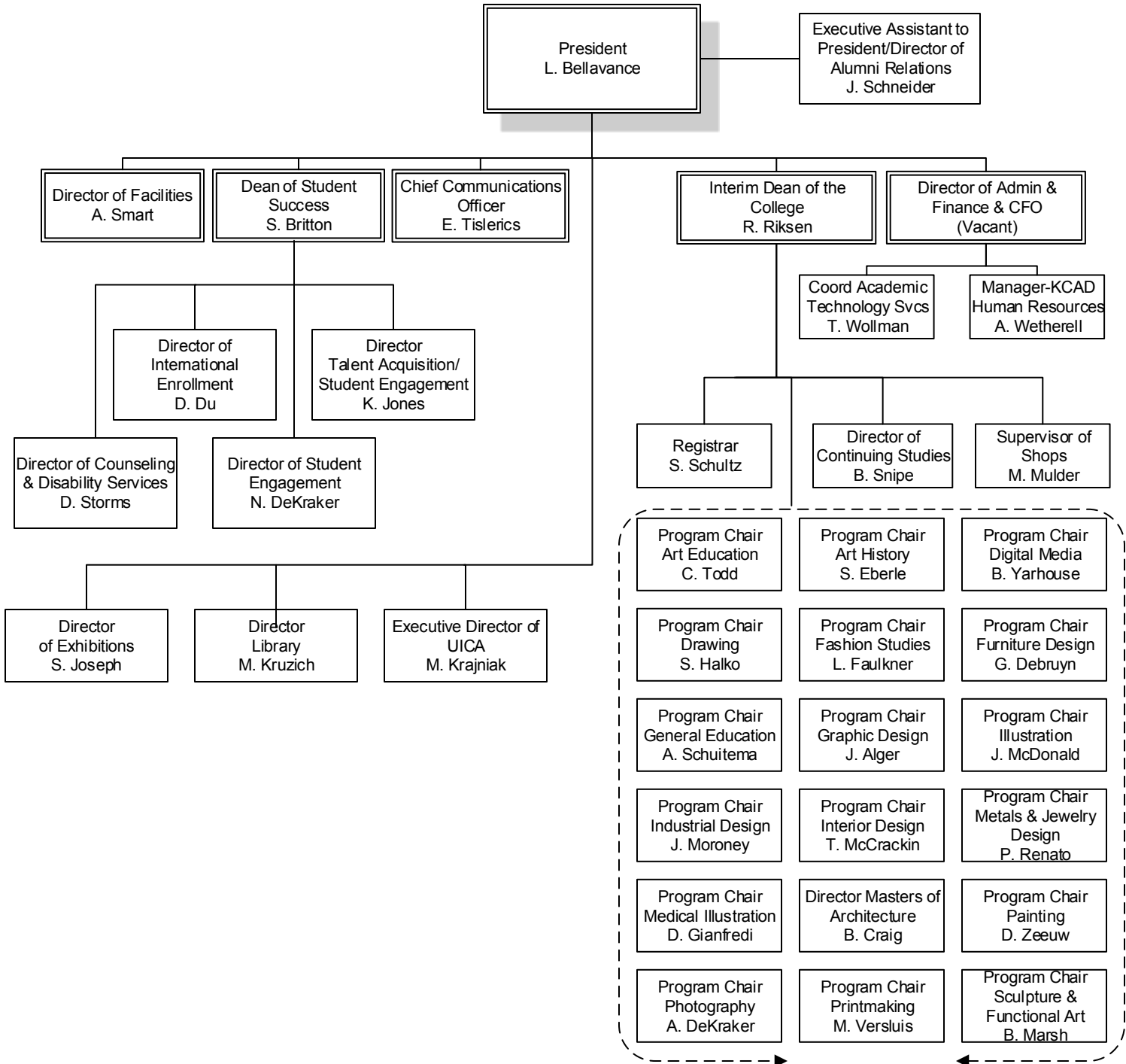


FERRIS STATE UNIVERSITY
ACADEMIC AFFAIRS DIVISION

COLLEGE OF PHARMACY

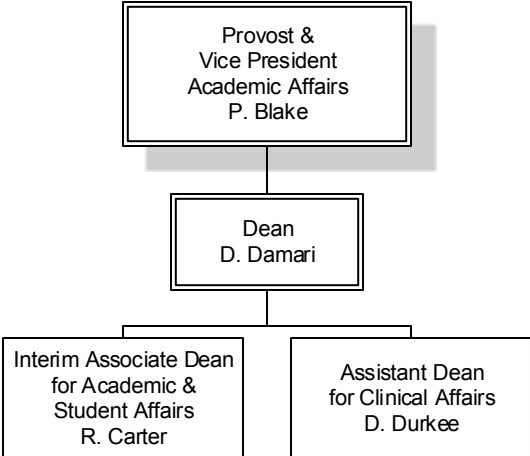


FERRIS STATE UNIVERSITY KENDALL COLLEGE OF ART & DESIGN



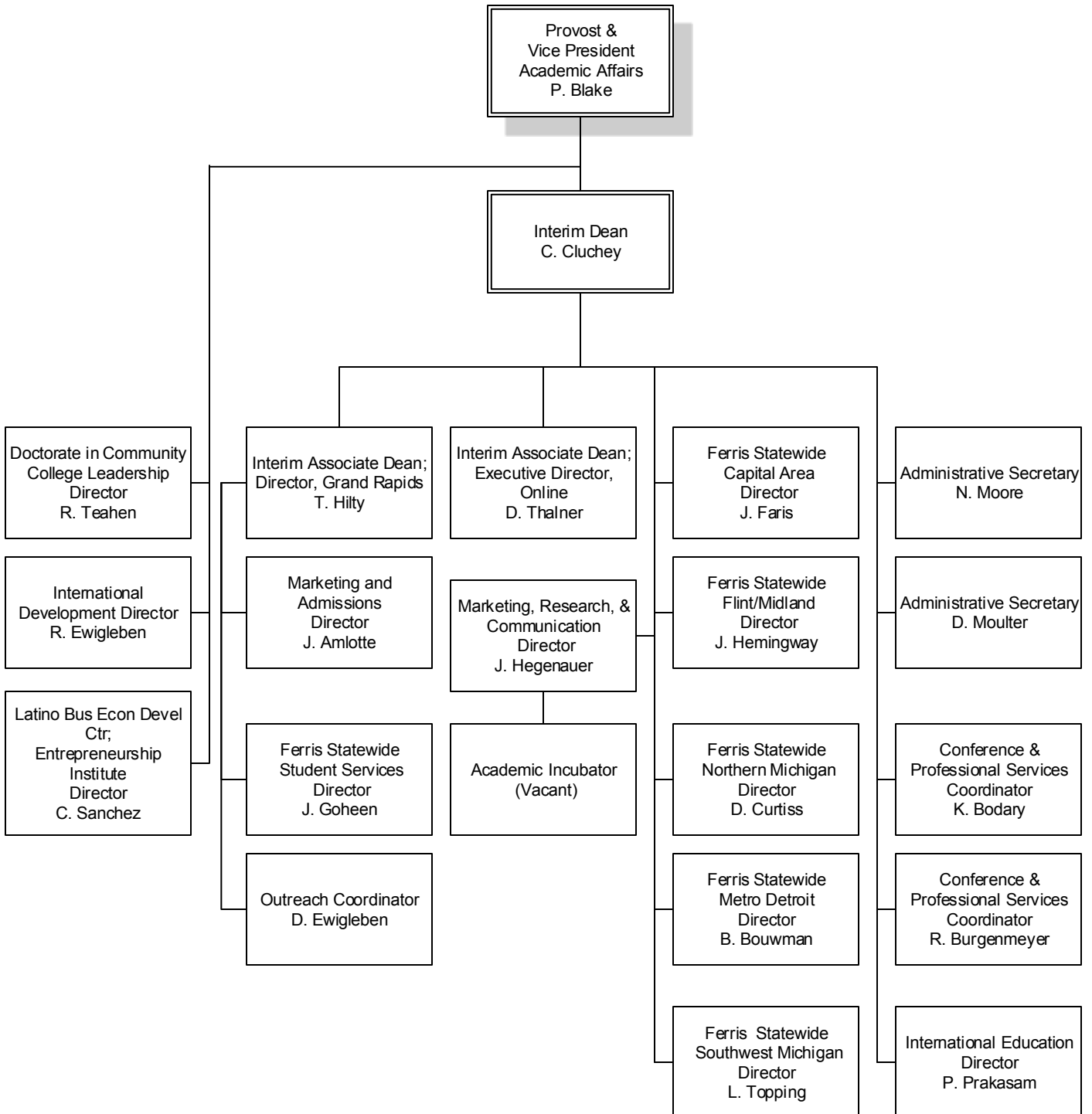
FERRIS STATE UNIVERSITY
ACADEMIC AFFAIRS DIVISION

MICHIGAN COLLEGE OF OPTOMETRY AT FERRIS STATE UNIVERSITY



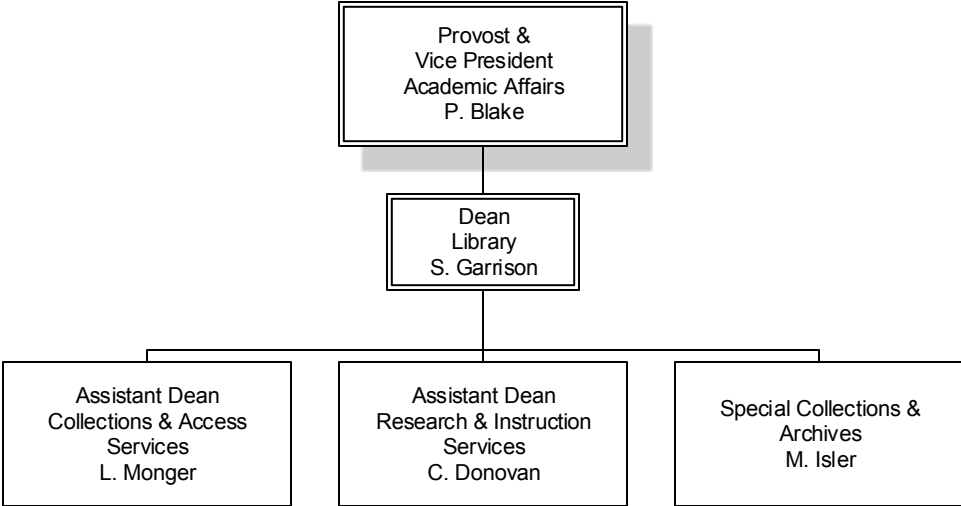
FERRIS STATE UNIVERSITY
ACADEMIC AFFAIRS DIVISION

EXTENDED & INTERNATIONAL OPERATIONS



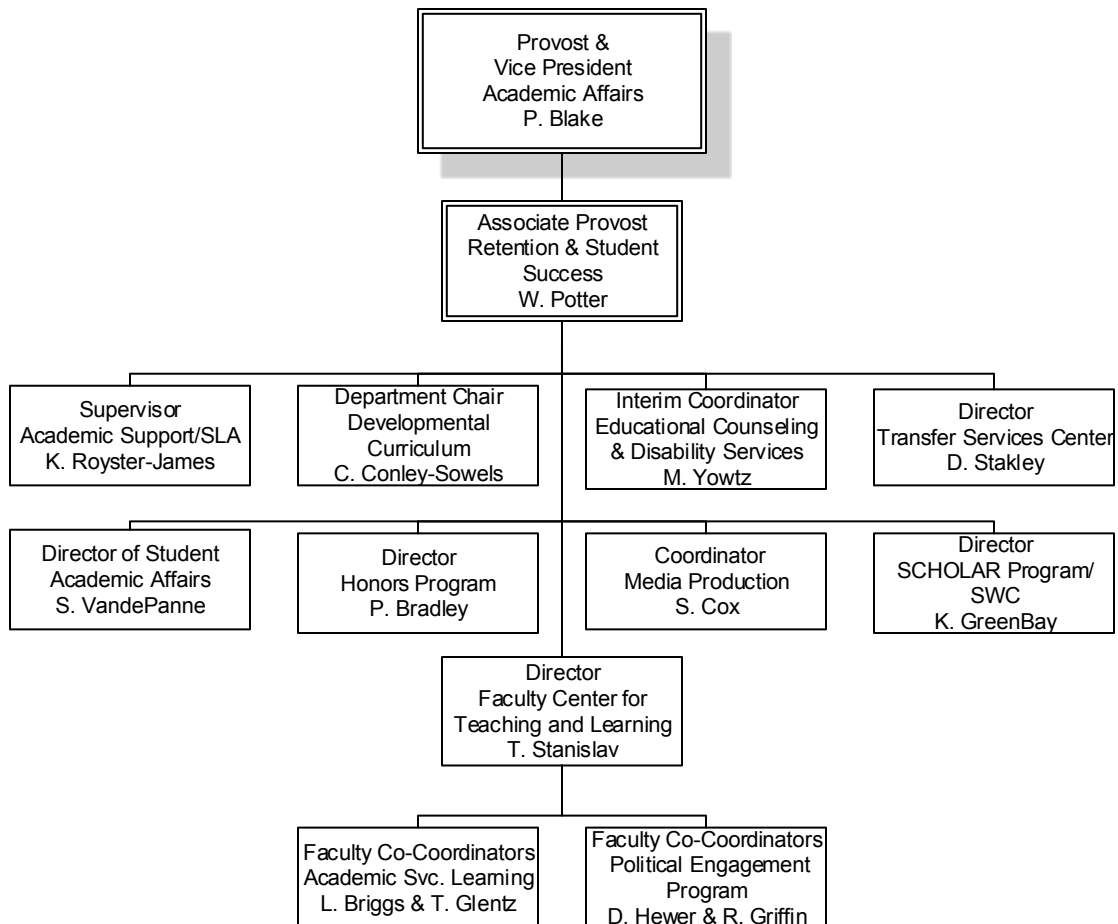
FERRIS STATE UNIVERSITY
ACADEMIC AFFAIRS DIVISION

LIBRARY



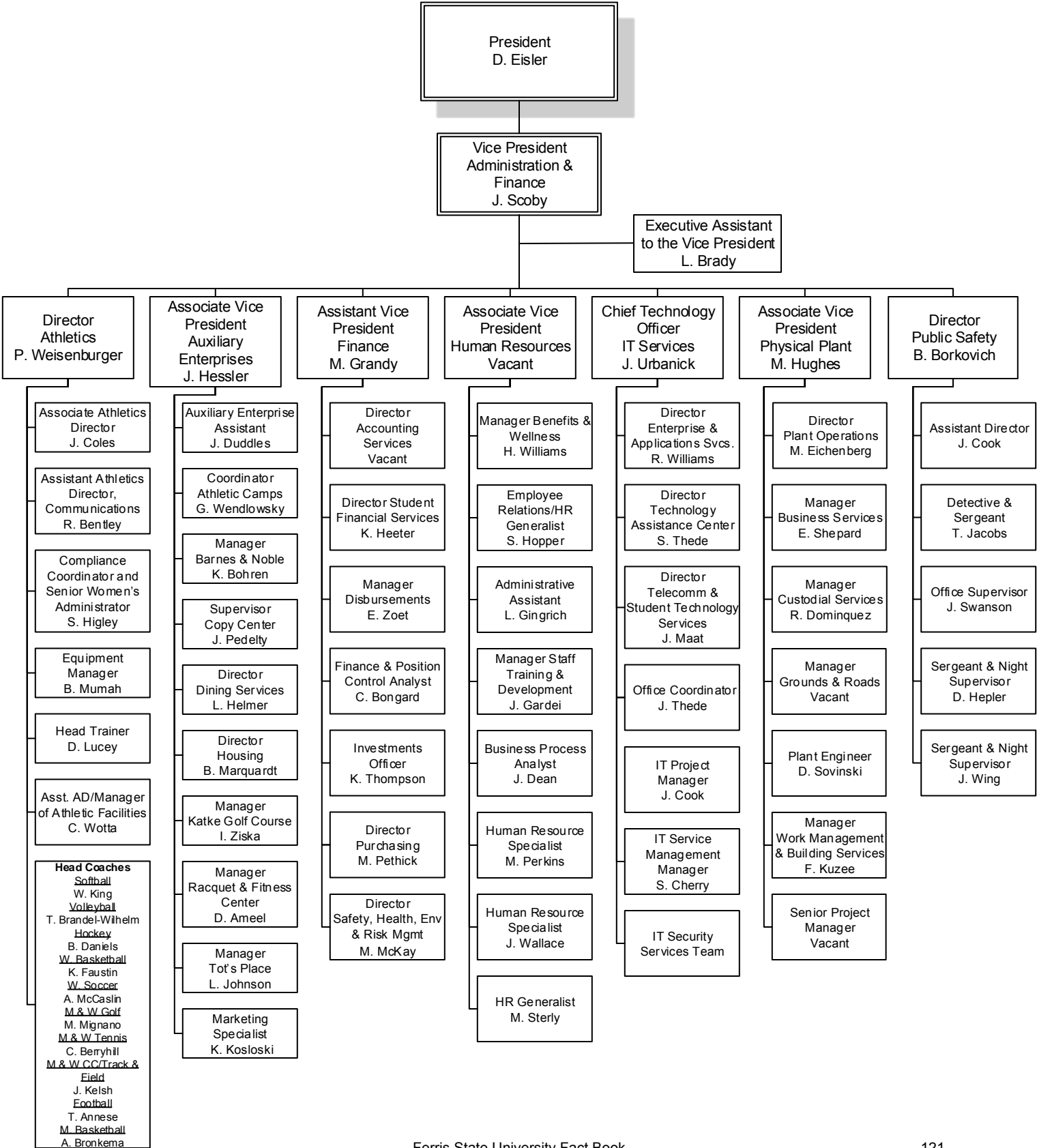
FERRIS STATE UNIVERSITY
ACADEMIC AFFAIRS DIVISION

RETENTION & STUDENT SUCCESS



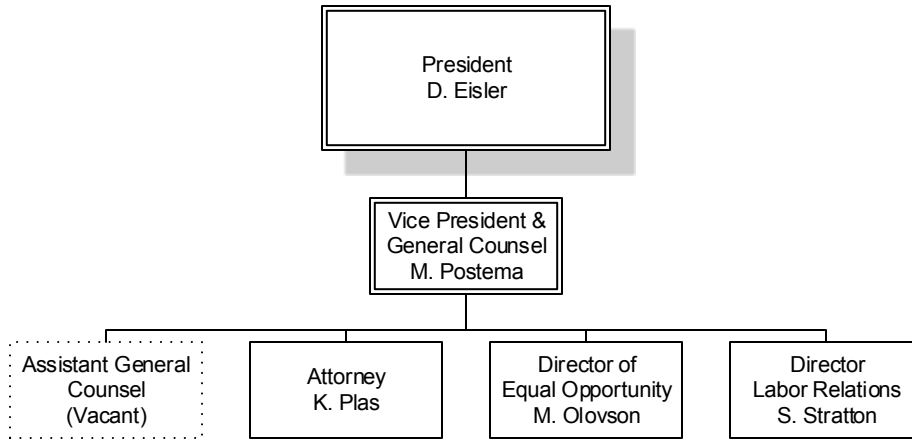
FERRIS STATE UNIVERSITY

ADMINISTRATION & FINANCE DIVISION

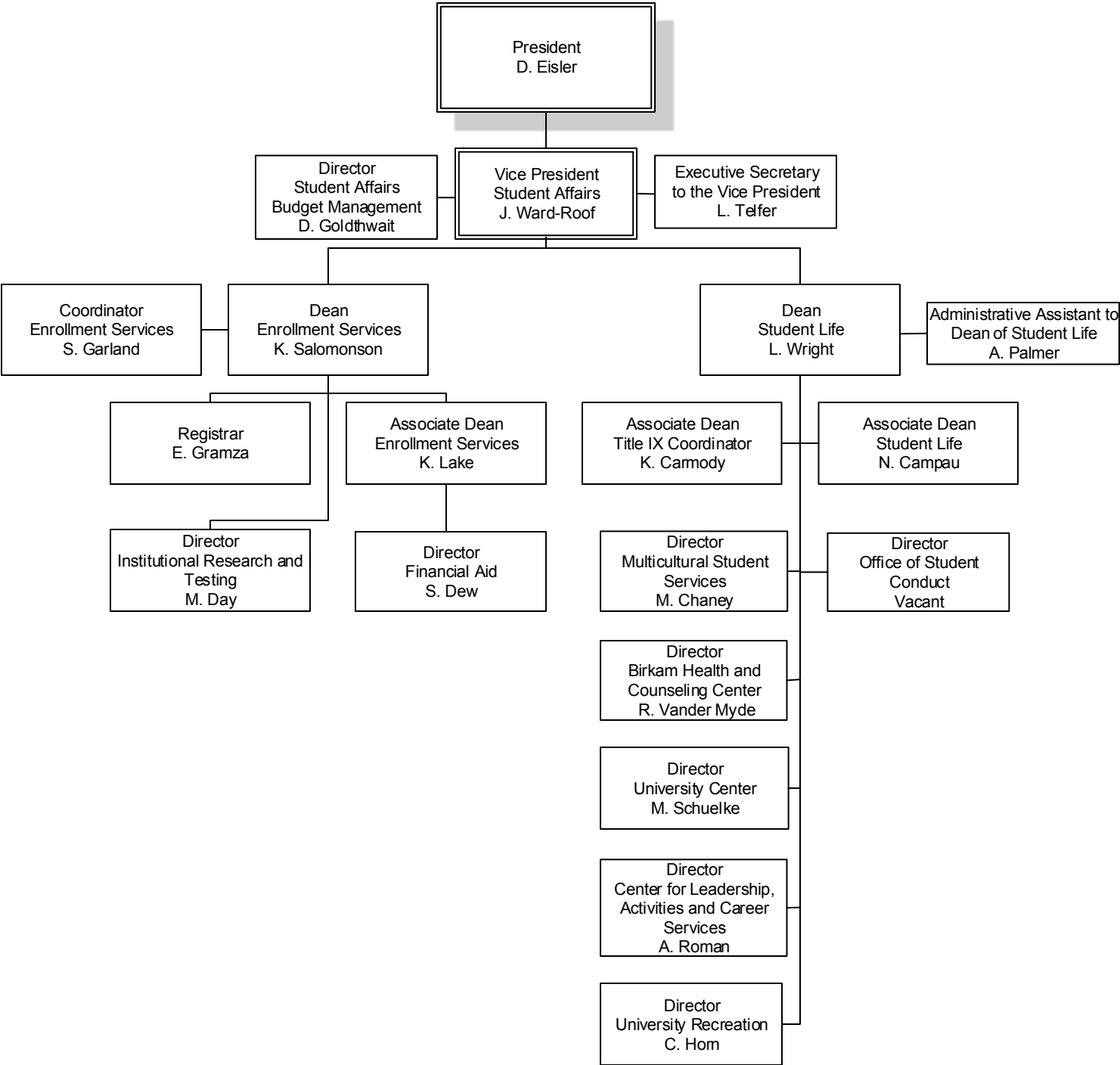


FERRIS STATE UNIVERSITY

GOVERNMENTAL RELATIONS & GENERAL COUNSEL

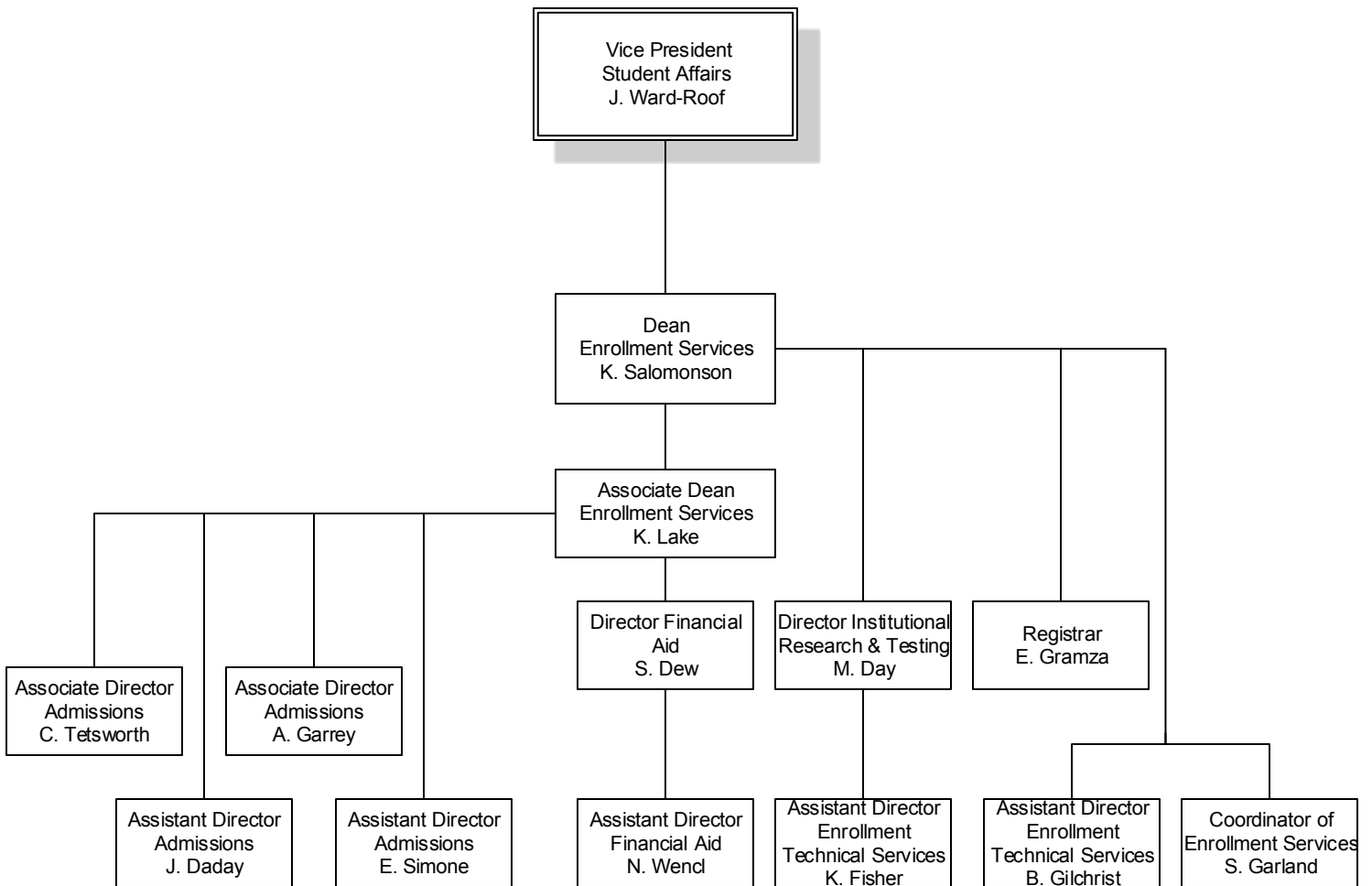


FERRIS STATE UNIVERSITY
STUDENT AFFAIRS DIVISION



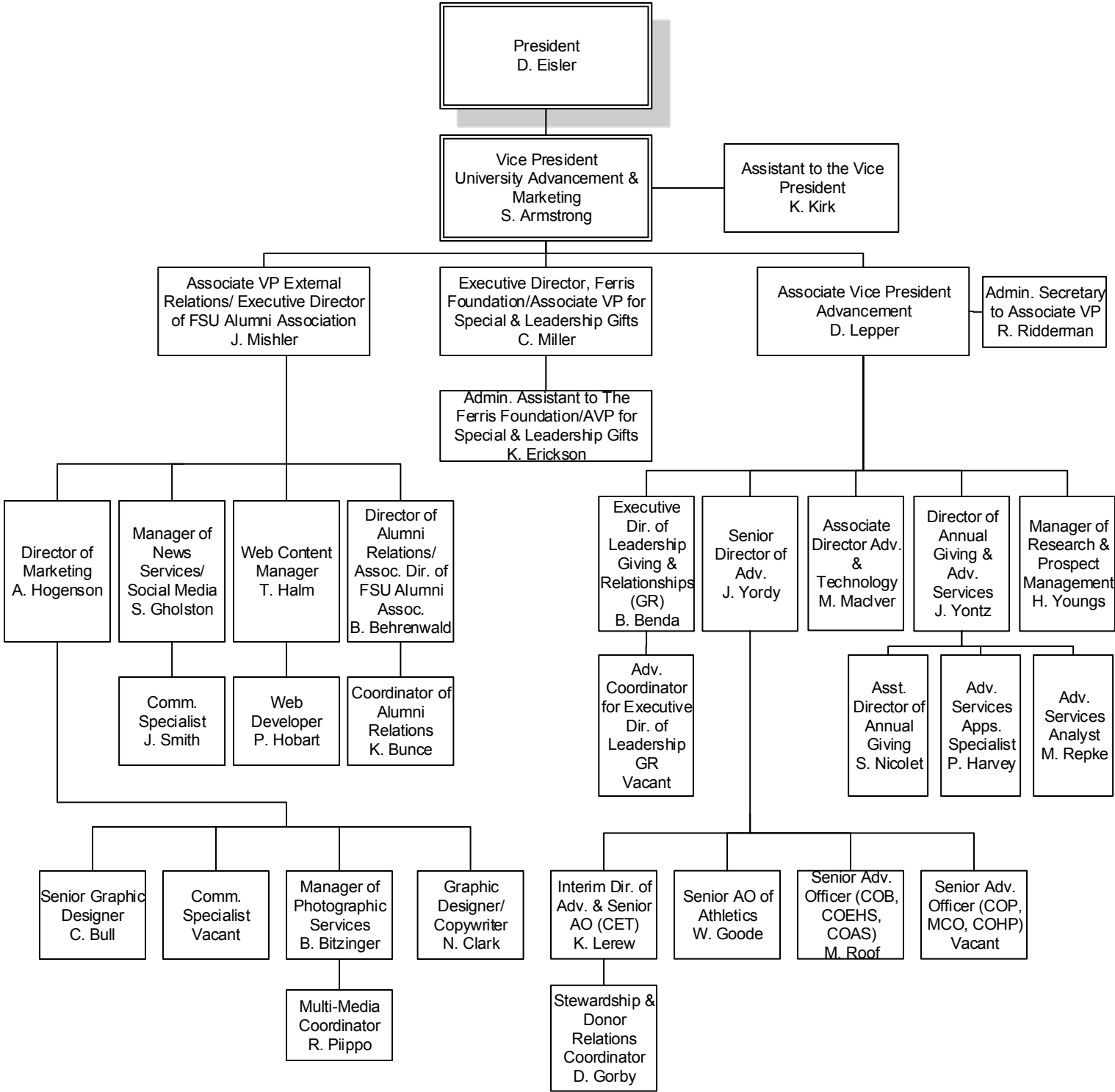
FERRIS STATE UNIVERSITY
STUDENT AFFAIRS DIVISION

ENROLLMENT SERVICES



FERRIS STATE UNIVERSITY

UNIVERSITY ADVANCEMENT & MARKETING



ALUMNI

ALUMNI BY STATE 2015

Alabama	255	Missouri	370
Alaska	187	Montana	147
Arizona	1,364	Nebraska	109
Arkansas	165	Nevada	386
Armed Forces California	14	New Hampshire	106
Armed Forces Florida	2	New Jersey	261
Armed Forces New York	45	New Mexico	175
California	2,101	New York	670
Colorado	1,164	North Carolina	1,339
Connecticut	192	North Dakota	63
Delaware	58	Ohio	1,923
District of Columbia	49	Oklahoma	196
Florida	3,850	Oregon	310
Georgia	1,177	Pennsylvania	630
Hawaii	127	Rhode Island	32
Idaho	115	South Carolina	655
Illinois	2,919	South Dakota	72
Indiana	2,011	Tennessee	805
Iowa	263	Texas	1,979
Kansas	178	Utah	142
Kentucky	367	Vermont	48
Louisiana	112	Virginia	811
Maine	88	Washington	572
Maryland	416	West Virginia	84
Massachusetts	283	Wisconsin	1,473
Michigan	109,647	Wyoming	101
Minnesota	691		
Mississippi	79	TOTAL	141,378

Source: University Advancement & Marketing

ALUMNI BY COLLEGE 2015

	<u>Active Alumni</u>	<u>Total Alumni</u>
Arts & Sciences	19,162	23,908
Business	42,249	47,852
Education & Human Services	19,443	20,289
Engineering Technology	1,996	2,048
Health Professions	31,427	32,890
Kendall College of Art & Design	6,886	9,477
Michigan College of Optometry at FSU	20,706	21,065
Pharmacy	7,787	7,965
Professional & Technological Studies	197	197
University College	2,878	2,889
TOTAL	152,731	168,580

Total Donations - Fiscal Year 2015**\$12,037,884**

Numbers may be duplicated if a degree was earned from more than one college.

Active includes everyone except deceased alumni.

Source: University Advancement & Marketing

PLACEMENT RATES

<u>Categories</u>	<u>2009-10</u>	<u>2010-11</u>	<u>2011-12</u>	<u>2012-13</u>	<u>2013-14</u>
Placement rate includes graduates who are continuing their education or are employed.	86%	86%	87%	85%	88%
Graduates in the job market who found jobs.	84%	86%	88%	85%	86%
Graduates who found jobs, employed in their field.	72%	75%	79%	75%	89%
Response rate of graduates completing the Graduate Follow-Up Survey.	21%	19%	22%	27%	27%

Respondents who are working and continuing their education concurrently are reported in both of these categories. The placement rate includes individuals only once and does not include those not seeking employment.

<u>Categories</u>	<u>2009-10</u>	<u>2010-11</u>	<u>2011-12</u>	<u>2012-13</u>	<u>2013-14</u>
Associate Degree graduates continuing their education at Ferris State. *	46%	44%	45%	47%	49%

**Based on 4th Day Headcount*

Source: Office of Institutional Research & Testing

RECIPIENTS OF ALUMNI AWARDS

Since 1956, Commencement week activities have included the presentation by the Ferris State University Alumni Association of Distinguished Alumni Awards recognizing exceptional career success and noteworthy fidelity and devotion to the University. Recipients from 1966-2015:

1966 L. Dale Faunce Carlton H. Runcieman	1976 S. John Byington Gerald L. DeHaan Clare G. Johnson H. James Renaud	1986 Richard L. Antonini Bertil G. Carlson Kenneth L. Cook Jack D. Lewis	1995 William Adrian Jack Bates John Bradac Lawrence Marfechuk Ronald Snead	2008 Brian F. Barry Michael J. Bettiga Paul T. Doyle David L. Stickle
1967 Albert F. Cleveland Roy A. Darling James C. Finney, Sr. Willard J. Nash	1977 James R. Hess Florence I. Holden Robert J. Norsworthy	1987 Roger W. Anderson Maurice Q. Bectel H. Kearney Walters	1996 David V. Dellar	2009 Ronald Mahoney Tim Moore Mary Jane Thomson
1968 Norman E. Borgerson Ann W. Sawasky Reuben E. Trippensee	1978 Ruth Gibson Butler Leonard W. Gopp Robert C. Redman	1988 Marjorie L. Fleming Gordon E. Kamstra Charles E. Lippert George H. Ryan, Sr.	1997 John Wheeler	2010 Raymond Baker Brent Knight James Rhodes Mark Swan John Trestrail III
1969 Carroll Boutell Elmon Cataline	1979 Peggy A. Frazier Thomas P. Scholler Lee A. Westberg	1989 Albert J. Coudron Kenneth W. Kirk George J. Menouts Jerry R. Tubbs	1998 Steve Harvey	2011 Richard L. Antonini II John Matlock Curt McAllister
1970 Charles E. Fairman Ethel Taylor Pierce John Stahlin	1980 E. Elaine Davies Kuno Hammerberg John F. Mangrum	1990 Philip E. Hoffman Dennis B. Lerner Roger G. Stoll Clinton L. Swinehart	1999 Jerry Woodcock	2012 Karl Huffman Ron Nichols George Nicolas Terrence Rollins Hazel Seaba Teresa Szymanski
1971 Stanley J. Byington Gerald McKessy Raymond Sines	1981 Alvin L. Burrige Floyd E. Curtis Avis J. Ericson	1991 Darroll Z. Howard Jane Reagan Jones Kenneth E. McCourt	2000 Daniel F. Niccolai	2013 Terry Berden Mike Suman
1972 Clarence Freeman Delbert Long Ramsay Wardrop	1982 Howard L. Dell Jack M. Newcomb Rena D. Westra	1992 Paul E. Boyer Richard E. Hurst Carolyn C. Kilpatrick James Middaugh	2001 Robert S. Buckingham John D. Chinonis Robyn D. Myers Robert K. Scranton	2014 Matthew Bissett Steven London Vivian Pickard Andrew Young
1973 Bert C. Brennan Albert B. Doherty, III John W. Spicer Fred A. Westerman	1983 Douglas W. Call Darnell E. Cole Margaret Ethel Denise Elton "Ott" Gingrich	1993 Eugene A. DeFouw Douglas P. Johnson Barbara L. Ottinger Louis M. Sesti	2002 John C. Bond Joseph J. Corcoran II James B. Meyer	2015 Denise Beachy David Friar Kenneth Friar Carolyn 'Carrie' Germain Amy Proos
1974 Frank Curtis Phillip Runkel Colin Smith	1984 Richard C. Andersen Edmund D. Farhat Kenneth J. Hicks	1994 Joseph C. Barney, Jr. Vernita Burrows R. Thomas Cook Kenneth Hoexum Robert N. Tenney	2003 William J. Buckingham Suzette Compton	
1975 Rex O. Graff Fred Schnarr Chester I. Williams	1985 Jean D. Deupree Arnold L. Johnson Bruce N. Parsons		2004 Mark E. Alley Stephen R. Ehardt Dr. Gary Kadlec Richard Sauve	
			2005 Dick Dolack Randy Seaman	
			2006 Terrence G. Gohl Ken Lawless	
			2007 Joseph A. Barrett Emily F. Hancock	

The Pacesetter Award recognizes alumni who have been in the job field up to 13 years with exceptional success. Recipients are:

2001 Paul M. Eichenberg Thomas L. Miller	2004 Bradley A. Henion Kenneth W. Mance Mathew M. Vivona	2007 Keith Guy Barbara Horn Michael Moll Scott Seifferlein	2010 James Maher	2013 Shaun Phillips Heather Schalk Douglas Searles
2002 Mechele A. Churchfield Scott M. Mark	2005 Mark Guindon Michael Pung	2008 Michael J. Oxner	2011 Jason Mitchell Ryan Pohl Corey Wiggins	2014 Mark Langowski David Stevens
2003 James P. Chenier Mary Lee Pakieser	2006 William Davis Michael Travis	2009 Scott French Kathy LeMieux Mimi Miles	2012 Jessica Wortley Adler David Cox Recco Richardson	2015 Emily Coles Kristian Schroder

Source: University Advancement and Marketing

FINANCIAL AID

FINANCIAL AID APPLICANTS & AID AWARDED

Total Eligible, Total Receiving Aid and Aid Totals

Aid Year	Applications Received	Total Fall Undergrads in an Aid Eligible Program	Number of Students Receiving Any Aid	Percent of Total Receiving Any Aid	Fall Undergrads Total Aid
1011	24,083	12,639	10,604	83.9	147,961,000
1112	24,988	12,741	10,823	84.9	148,341,000
1213	27,930	12,713	10,863	85.4	147,690,000
1314	27,342	12,651	10,710	84.7	145,216,000
1415*	26,150	12,625	10,635	84.2	146,954,000
1516**	24,059	12,552	10,431	83.1	143,567,000

Type of Aid Awarded

Aid Year	Pell Grant		Need-Based Aid		Tuition Incentive Program	
	Student Count	Percent of Total	Student Count	Total	Student Count	Total
1011	5,624	44.5	8,586	67.9	815	6.4
1112	5,646	44.3	8,727	68.5	899	7.1
1213	5,524	43.5	8,603	67.7	1,072	8.4
1314	5,467	43.2	8,387	66.3	1,200	9.5
1415*	5,444	43.1	8,159	64.6	1,274	10.1
1516**	5,238	41.7	7,819	62.3	1,389	11.1

First Generation Students

Aid Year	First Generation College	
	Student Count	Percent of Total
1011	3,666	29
1112	3,671	29
1213	3,538	28
1314	3,474	27
1415*	3,417	27
1516**	3,232	26

*1415 Updated from prior year to include Spring 2015 and Summer 2015 terms.

**1516 Statistics are preliminary and will be finalized next year.

Source: The Financial Aid Office

FINANCIAL AID DISBURSEMENTS 2014-15

Fund Source	<u>Undergraduate</u>		<u>Graduate</u>		<u>Total</u>	
	Student Count	Paid	Student Count	Paid	Student Count	Paid
Federal	10,242	\$101,903,093	846	\$19,485,239	11,088	\$121,388,332
State	2,231	\$9,801,514	8	\$36,512	2,239	\$9,838,026
Institutional *	6,178	\$24,589,935	264	\$1,736,822	6,442	\$26,326,757
Private **	1,383	\$3,086,965	226	\$441,851	1,609	\$3,528,816
Other	1,360	\$13,665,098	90	\$809,046	1,450	\$14,474,144
GRAND TOTAL		\$153,046,605		\$22,509,470		\$175,556,075

* Includes the Great Lakes award which, while awarded in the Financial Aid Office is a tuition discount.

** Includes scholarships that students bring with them (e.g. Lion's Club, Boy Scouts, etc.)

STUDENT LOAN DEBT

Graduating Cohort	Student Count	Total Cumulative Loan Debt	Cumulative Federal Loan Debt	Percent Borrowers	Percent Federal Borrowers
2010-2011	817	35,476	25,706	80	78
2011-2012	1,033	36,930	27,466	81	80
2012-2013	747	37,325	28,600	81	80
2013-2014	773	35,720	28,300	83	82
2014-2015*	736	35,660	27,870	82	82

Cumulative Loan Debt of Students Graduating with a Bachelor's Degree as reported on the Peterson's Annual Survey of Undergraduate Financial Aid.

Average debt includes only students who borrowed.

Includes only students who entered Ferris as FTIACs, and maintained enrollment until graduation with a first bachelor's degree.

Does not include parent loans.

* Special Note: 71% of graduates graduated with debt less than \$35,660.

THREE-YEAR OFFICIAL COHORT DEFAULT RATE

Entered Repayment	Default Rate
Fiscal Year 2011	9.5%
Fiscal Year 2012	7.6%

Percent of borrowers who defaulted within 3 years of entering repayment (US Dept of Educ)

Source: The Financial Aid Office

BUDGET

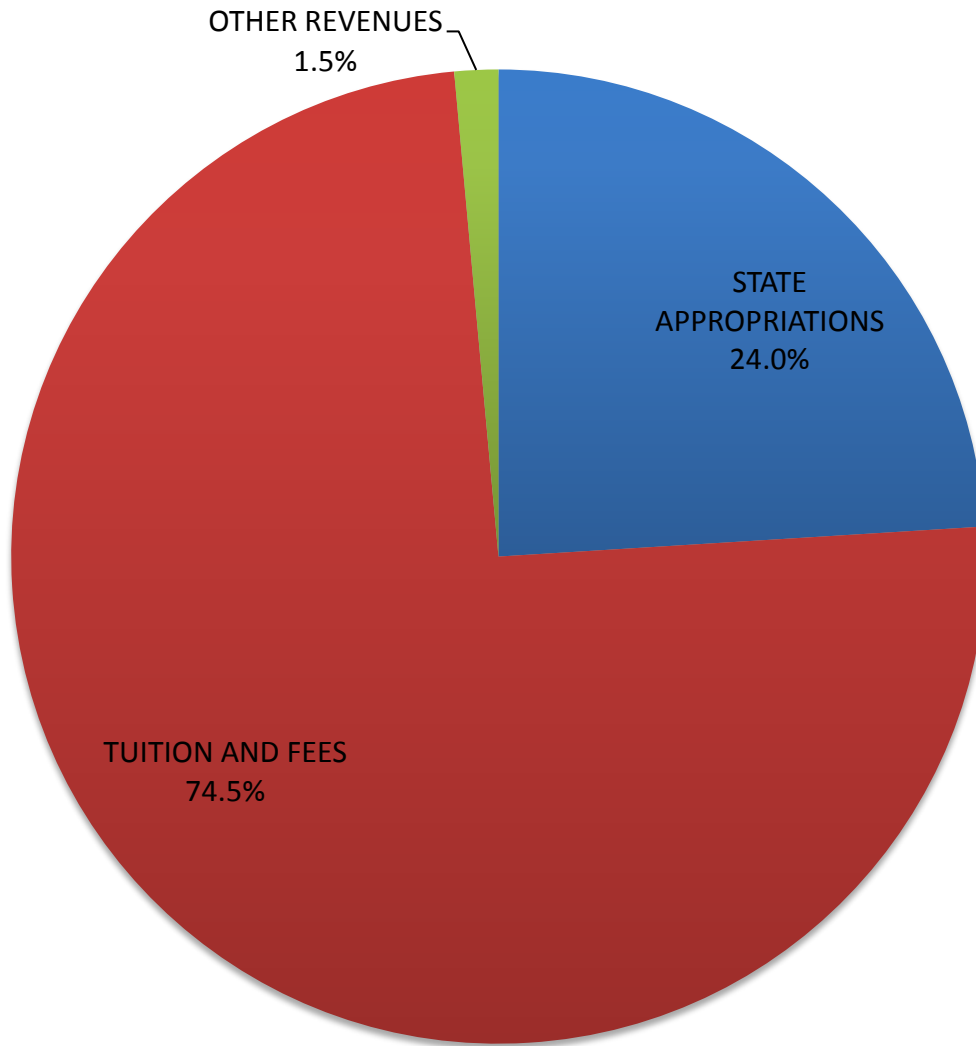
FERRIS STATE UNIVERSITY
FY 2015-16 GENERAL FUND OPERATING BUDGET
 (AMOUNTS IN MILLIONS)

<u>REVENUES</u>	<u>FY 2015-16 OPERATING BUDGET</u>
STATE APPROPRIATIONS	
OPERATIONS	\$50.4
MPSERS	\$0.9
TUITION/FEES	\$159.2
OTHER REVENUES	\$3.0
<i>TOTAL REVENUE</i>	<i>\$213.5</i>
<u>EXPENDITURES</u>	
COMPENSATION	\$149.3
OPERATING EXPENSE	\$41.5
STUDENT ASSISTANCE	\$22.7
<i>TOTAL EXPENDITURES</i>	<i>\$213.5</i>
 REVENUE/EXPENDITURE NET	 \$0

Source: Office of Budgetary Planning & Analysis, General Fund Operating Budget FY- 15/16

**FERRIS STATE UNIVERSITY
REVENUE SUMMARY**
(AMOUNTS IN MILLIONS)

	AMOUNT	PERCENT
STATE APPROPRIATIONS	\$51.3	24.0%
TUITION AND FEES	\$159.2	74.5%
OTHER REVENUES	<u>\$3.1</u>	<u>1.5%</u>
TOTAL	\$213.6	100%

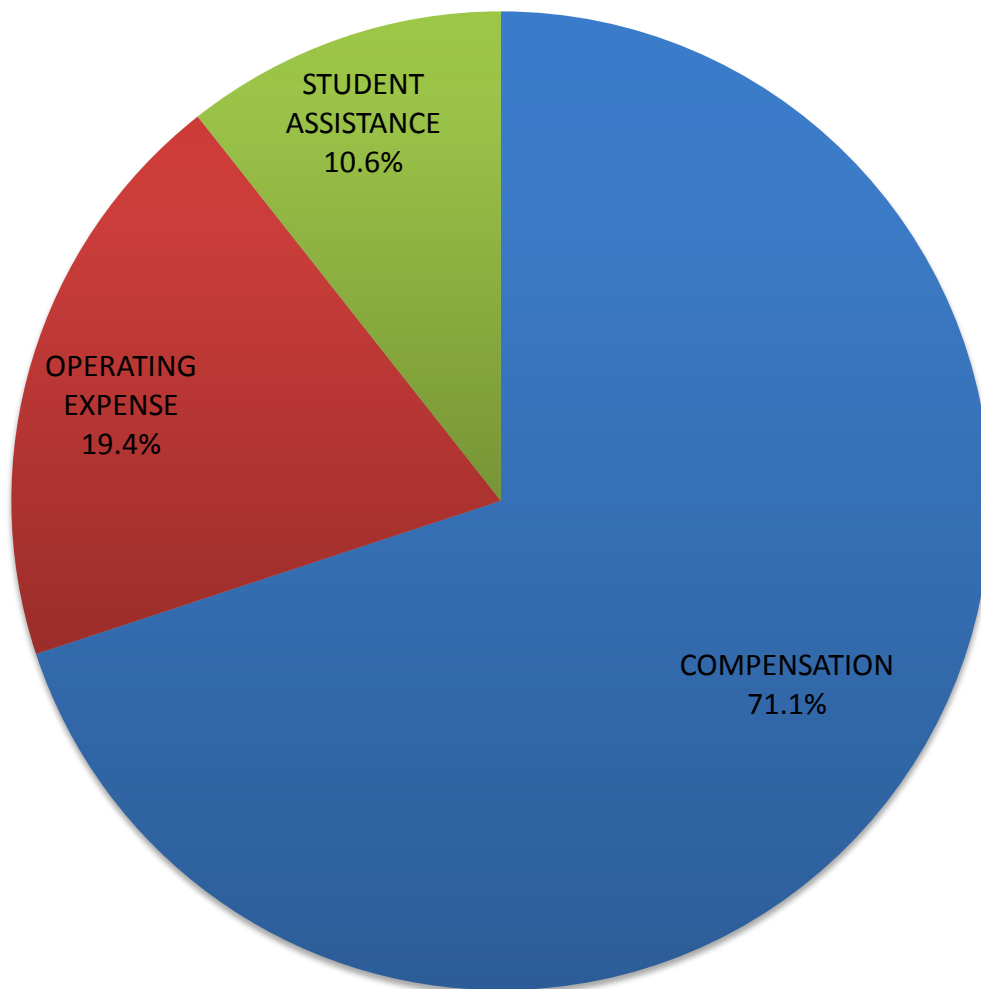


Source: Office of Budgetary Planning & Analysis, General Fund Operating Budget FY- 15/16

**FERRIS STATE UNIVERSITY
EXPENDITURE SUMMARY**

(AMOUNTS IN MILLIONS)

	AMOUNT	PERCENT
COMPENSATION	\$149.3	69.9%
OPERATING EXPENSE	\$41.5	19.4%
STUDENT ASSISTANCE	<u>\$22.7</u>	<u>10.6%</u>
TOTAL	\$213.5	100%



Source: Office of Budgetary Planning & Analysis, General Fund Operating Budget FY- 15/16

FACILITIES

STATEMENT OF FACILITIES AT THE BIG RAPIDS CAMPUS

GENERAL FUNDED FACILITIES				YEAR
# OF BUILDINGS	BUILDING	SQUARE FEET	CUBIC FEET	CONSTRUCTED OR IMPROVED
1.00	ALUMNI BUILDING	34,600	510,000	1929
1.00	ARTS/SCIENCE COMMONS	79,259	1,054,984	1996-99
1.00	AUTOMOTIVE CENTER	77,000	1,235,400	1956-88
1.00	BISHOP HALL	50,900	480,600	1968-87
1.00	BUSINESS BUILDING	90,600	700,000	1970
1.00	CARRILON TOWER	100	4,900	1968
1.00	CREATIVE ARTS	7,200	93,900	1965
1.00	DEPARTMENT OF PUBLIC SAFETY	400	3,200	1959-83-99-03
1.00	ELASTOMER/PLASTICS CENTER	43,392	510,555	1987-99
0.67	EWIGLEBEN SPORTS COMPLEX	76,600	1,280,806	1974-82-99
1.00	FLITE LIBRARY	173,484	2,081,800	2001
1.00	GENERAL SERVICES ANNEX	15,282	320,922	2005
1.00	GENERAL SERVICES BUILDING	28,571	518,885	1984-88-05
3.00	GENERAL SERVICES GROUNDS	7,232	80,856	1979-06
1.00	GRANGER CENTER (CTC)	75,298	1,358,200	1962-03
0.50	HEALTH CENTER (50%)	9,200	91,250	1959-67
1.00	HEAVY EQUIPMENT TECHNOLOGY	52,000	1,188,000	1987
1.00	INSTRUCTIONAL RESOURCE CENTER	61,425	683,800	1969-2008
1.00	JOHNSON HALL	33,600	328,600	1959
1.00	MCKESSY BARN	2,000	36,000	1989
1.00	MCKESSY HOUSE	2,800	23,000	1989-97
1.00	MICHIGAN COLLEGE OF OPTOMETRY	86,104	11,193,520	2010
1.00	MUSIC CENTER	10,000	137,900	1962
1.00	NORTH STORAGE FACILITY	10,711	152,900	2001
1.00	PHARMACY BUILDING	62,200	1,214,300	1972
1.00	POWER PLANT	19,900	421,900	1955-88
1.00	PRAKKEN BUILDING	42,100	503,900	1952
1.00	SCIENCE BUILDING	109,148	1,697,000	1955-67-97-99
1.00	SCIENCE CHILLER COMPLEX	3,200	57,600	2010
1.00	STARR BUILDING	86,400	1,607,200	1962-96
1.00	STUDENT RECREATION CENTER	116,051	2,397,416	1962-99
1.00	SWAN BUILDING	133,680	1,706,200	1966-88-2004
1.00	TIMME CRT FOR STUDENT SERVICES	59,179	752,227	1967-02
1.00	TOP TAGGART WHEELER PAVILION	10,593	152,000	2001
1.00	VFS ALLIED HEALTH BUILDING	67,400	1,493,800	1979
1.00	WEST BUILDING	23,700	292,500	1952-85
1.00	WEST COMMONS	19,800	269,300	1968
38.17	TOTAL GENERAL FUNDED	1,781,109	36,635,321	

Source: Plant Operational Services (11/24/15)

FACILITIES

STATEMENT OF FACILITIES AT THE BIG RAPIDS CAMPUS

NON-GENERAL FUNDED FACILITIES

# OF BUILDINGS	BUILDING	SQUARE FEET	CUBIC FEET	YEAR CONSTRUCTED OR IMPROVED
2.00	BOND HALL	90,500	820,400	1966
1.00	BROPHY HALL	47,000	482,750	1962
1.00	CLARK HALL	41,500	360,900	1960
1.00	CONFERENCE CENTER	25,238	380,000	1990
1.00	COPY CENTER PERRY STREET	2,070	30,015	2006
3.00	CORPORATE & PROF DEVELOP CTR	16,836	192,612	1985-87
1.00	CRAMER HALL	91,700	824,700	1969
2.00	EAST CAMPUS APTS. BLDG H & K	16,138	141,377	1955-2010
3.00	EAST CAMPUS SUITES BLDG 1, 2, 3	107,910	971,190	2010
1.00	HALLISY HALL	44,700	406,000	1958
0.50	HEALTH CENTER (50%)	9,200	91,250	1959-67
1.00	HENDERSON HALL	44,900	405,500	1965
0.33	ICE ARENA	69,460	980,570	1974-99
1.00	KATKE GOLF CART STORAGE	2,800	27,600	1984
1.00	KATKE GOLF CLUB HOUSE	5,700	57,000	2000
1.00	KATKE GOLF MAINTENANCE BLD.	3,200	44,800	1974
1.00	KNOLLCREST COMMONS	11,094	292,860	1961
1.00	MCNERNEY HALL	47,000	482,750	1962
1.00	MERRILL HALL	51,700	515,050	1961
1.00	MILLER HALL	47,382	444,245	1963
1.00	PICKELL HALL	50,400	468,600	1964
1.00	PUTERBAUGH HALL	46,400	436,400	1965
1.00	RACQUET BALL FACILITY	50,884	1,244,000	1980-87-01
4.00	SOUTH CAMPUS APTS.	42,560	373,120	1958-2009
1.00	SOUTH COMMONS ROCK	34,020	418,937	1963-64-94-09
1.00	SOUTHWEST COMMONS	19,500	253,600	1965-86
1.00	SOUTHWEST POWER PLANT	2,200	33,200	1964
1.00	TAGGART HALL	47,800	450,600	1964
1.00	TRAVIS HALL	51,700	515,050	1961
1.00	UNIVERSITY CENTER	142,779	1,443,705	1958-87-14-15
1.00	VANDERCOOK HALL	41,500	386,350	1957-98
1.00	WARD HALL	41,320	407,260	1963
32.00	WEST CAMPUS APTS.	242,870	5,100,270	1995
1.00	WEST CAMPUS COMMUNITY BLDG.	5,785	52,000	1996
1.00	WOMEN'S SOFTBALL FACILITY	1,008	25,200	2001
73.83	TOTAL NON-GENERAL FUNDED	1,596,754	19,559,861	
112.00	GRAND TOTAL	3,377,863	56,195,182	

Source: Plant Operational Services (11/24/15)

BUILDING KEY

FACILITIES

BUILDING NAME	CODE	LOCATION	BUILDING NAME	CODE	LOCATION
Allied Health (Victor F. Spathelf Center)	VFS	G7	National Elastomer Center (College of Engineering Technology)	NEC	E4
Alumni Building	ALU	A3	North Storage	NST	C7
Arts and Sciences Commons (College of Arts and Sciences)	ASC	D5	Pharmacy Building (College of Pharmacy)	PHR	G8
Automotive Center (College of Engineering Technology)	AUT	B4	Pickell Hall (Honors Program)	PIC	H5
Birkam Health Center	BHC	F4	Power Plant	POW	B4
Bishop Hall (College of Education/Tot's Place)	BIS	H9	Prakken Building	PRK	A3
Bituminous Lab	BIT	A2	Public Safety (West Commons)	WCO	H9
Bond Hall (North and South)	BON	H8	Puterbaugh Hall	PUT	H7
Brophy Hall	BRO	J4	Racquet Facility and Fitness Center	RQT	O5
Business Building (College of Business)	BUS	H6	Residential Life Office (Helen Ferris Hall)	D4	
Clark Hall	CLK	E4	Rock Café (South Commons)	SCO	I5
Copy Center	CCE	E7	Science Building (College of Arts and Sciences)	SCI	C5
Corporate and Professional Development Center	CPD	A2	Science Chiller Complex	SCC	C6
Cramer Hall	CRA	H8	South Campus Apartments	SCA	H4
Creative Arts Center	CAC	I7	South Storage	SST	N5
East Campus Apartments	ECA	F3	Southwest Commons (West Side Café)	SWC	H7
East Campus Suites	ECS	F2	Southwest Power Plant	SPL	I7
Ewigleben Sports Complex	SPO	J7	Starbucks Coffee (IRC)		G6
FLITE Library (Jim Crow Museum)	FLT	E5	Starr Educational Center (College of Arts and Sciences)	STR	D6
General Services Annex	GSA	L7	Student Recreational Center (Field House/Swimming Pool)	SRC	G4
General Services Building	GEN	K7	Swan Technical Arts Building (College of Engineering Technology)	SWN	D3
Granger Center for Construction and HVAC	GRN	B4	Taggart Hall	TAG	H6
Hallsy Hall	HAL	F6	Timme Center for Student Services (Admissions, Business Office, Financial Aid Office and President's Office)	CSS	F6
Heavy Equipment Center (College of Engineering Technology)	HEC	K8	Top Taggart Field	TTF	G5
Henderson Hall	HEN	I7	Travis Hall	TRV	J6
Institute for Construction Education and Training	ICET	A2	University Center (FSU Fine Art Gallery, Bookstore, Student Technology Services/Telecomm)	UCB	D4
Interdisciplinary Resource Center (IRC)	IRC	G6	Vandercook Hall	VAN	E6
Johnson Hall	JOH	E4	Ward Hall	WAR	I6
Katke Golf Course	KAT	F12	West Building	WES	A4
Knollcrest Commons (Professional Golf Management)	KNO	J5	West Campus Apartments	WCA	H10
McKessy House	MCK	C6	West Campus Community Center	WCC	H10
McNerney Hall	MCN	J5	West Commons	WCO	H9
Merrill Hall	MER	J5	Westside Café	WIL	H7
Michigan College of Optometry (College of Optometry)	MCO	G7	Williams Auditorium	WIL	C6
Miller Hall	MIL	J6	Wheeler Pavilion	WHP	G5
Music Activities Center	MUS	E5			



LOT KEY

Commuter Parking	Lot 1 D3	Lot 19 E8	Lot 37 G5
	Lot 2 E3	Lot 20 J8	Lot 50 B4
	Lot 6 G9	Lot 27 E6	Lot 55 G10
	Lot 9 C4	Lot 28 F9	Lot 57 B3
	Lot 17 F4	Lot 29 C4	Lot 64 H10
	Lot 18 C7	Lot 36 H5	
Faculty/Staff Parking	Lot 1 D3	Lot 33 F7	Lot 52 A2
	Lot 2 E3	Lot 34 F5	Lot 53 I5
	Lot 7 A4	Lot 35 H5	Lot 56 H9
	Lot 8 B4	Lot 38 F4	Lot 58 K8
	Lot 10 C6	Lot 39 I5	Lot 59 K7
	Lot 15 F3	Lot 40 J5	Lot 63 E5
	Lot 19 F7	Lot 42 G8	Lot 71 C5
	Lot 22 E7	Lot 44 I7	
	Lot 24 D5	Lot 45 G9	
	Lot 27 E6	Lot 46 J7	
	Lot 30 F4	Lot 48 K8	
	Lot 31 D4	Lot 51 A2	
Residence Hall Parking	Lot 3 F5	Lot 28 F8	
	Lot 4 K6	Lot 47 J9	
	Lot 5 G8	Lot 54 H9	
	Lot 21 H4	Lot 61 J4	
	Lot 23 J9	Lot 70 G12	
Campus Apartment Parking	Lot 11 F2	Lot 26 H4	Lot 67 H10
	Lot 15 F3	Lot 60 G9	Lot 68 I11
	Lot 16 H5	Lot 65 G11	
	Lot 25 H4	Lot 66 H10	
Patient/Public Parking	Lot 33 F7	Lot 41 G7	
Patron Parking	Lot 22 E7	Lot 49 E12	Lot 62 O5
	Lot 43 F5	Lot 60 A3	



MAP KEY

	Commuter Parking
	Faculty and Staff Parking
	Residence Hall Student Parking
	Campus Apartment Parking
	Commuter and Residence Hall Parking
	Patient and Public Parking
	Meter Parking
	Patron Parking
	Emergency Phones
	Grand Rapids Bus Stop

Driving Directions to Big Rapids Campus

Driving from East (Detroit): Take I-96 West to Grand Rapids. Take US-131 North to Big Rapids, Exit 139. Turn right and follow Perry Street 1.7 miles to the last stop light which is State Street (Business Loop-131). Proceed straight through the stoplight into the main campus.

Driving from East (Flint): Take I-69 West to Lansing. Take I-96 West to Grand Rapids. Take US-131 North to Big Rapids, Exit 139. Turn right and follow Perry Street 1.7 miles to the last stop light which is State Street (Business Loop-131). Proceed straight through the stoplight into the main campus.

Driving from East (Mt. Pleasant): Take M-20 West to Big Rapids, turn south (left) on State Street. Follow State Street (which is Business Loop-131) and stay in the left lane. You will drive past Big Boy Restaurant (which is on your right). Turn left at the next stoplight (Perry Street), which is the main entrance to campus.

Driving from North (Cadillac): US-131 South to Big Rapids, Exit 139. Turn left and follow Perry Street 1.7 miles to the last stop light which is State Street (Business Loop-131). Proceed straight through the stoplight into the main campus.

Driving from North (Old US-131): Continue on Old US-131 (which is State Street), stay in the left lane. You will drive past Big Boy Restaurant (which is on your right). Turn left at the next stoplight (Perry Street), which is the main entrance to campus.

Driving from South (Grand Rapids and Kalamazoo): US-131 North to Big Rapids, Exit 139. Turn right and follow Perry Street 1.7 miles to the last stop light which is State Street (Business Loop-131). Proceed straight through the stoplight into the main campus.

Driving from West: Take M-20 East to Stanwood and then US-131 North to Big Rapids, exit 139. Turn right and follow Perry Street 1.7 miles to the last stop light which is State Street (Business Loop-131). Proceed straight through the stoplight into the main campus.

MICHIGAN PUBLIC
UNIVERSITIES

ENROLLMENT MICHIGAN PUBLIC UNIVERSITIES

	<u>Fall 2011</u>	<u>Fall 2012</u>	<u>Fall 2013</u>	<u>Fall 2014</u>	<u>Fall 2015</u>
Central Michigan University	25,473	25,270	24,541	24,992	24,826
Eastern Michigan University	23,148	23,223	23,027	21,984	21,416
Ferris State University	14,560	14,533	14,707	14,600	14,715
Grand Valley State University	24,662	24,654	24,477	25,094	25,325
Lake Superior State University	2,789	2,496	2,367	2,367	2,265
Michigan State University	46,975	47,308	48,304	48,602	49,517
Michigan Tech University	7,030	6,939	6,971	7,092	7,233
Northern Michigan University	9,405	9,081	8,879	8,660	8,187
Oakland University	19,379	19,740	20,169	20,519	20,711
Saginaw Valley State University	10,659	10,552	10,245	9,021	9,766
University of Michigan - Ann Arbor	42,512	43,257	43,519	43,442	43,455
University of Michigan - Dearborn	8,955	9,083	9,003	9,193	9,308
University of Michigan - Flint	8,180	8,172	8,413	8,436	8,340
Wayne State University	30,765	28,938	27,897	27,578	27,222
Western Michigan University	24,965	24,486	24,172	23,783	23,392

Note: Fall numbers each year as of November.

Source: Budget Office

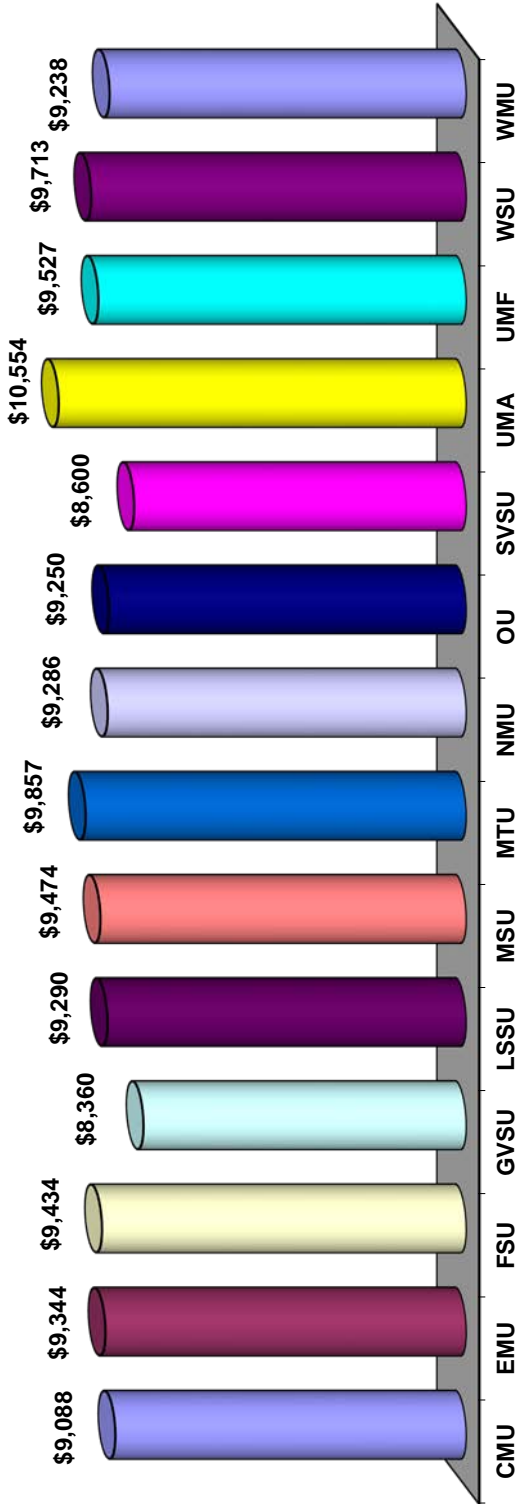
BUDGETARY PLANNING AND ANALYSIS
SUMMARY OF 2015-16 TUITION/FEEES AND ROOM/BOARD
MICHIGAN PUBLIC UNIVERSITIES

	<u>FY-16</u> <u>TUITION</u>	<u>TUITION</u> <u>RANK</u>	<u>FY-16 ROOM</u> <u>& BOARD</u>	<u>ROOM &</u> <u>BOARD</u> <u>RANK</u>	<u>FY-16 TOTAL</u> <u>COST</u>	<u>TOTAL COST</u> <u>RANK</u>
Central Michigan	\$11,850	4	\$9,088	12	\$20,938	5
Eastern Michigan	\$10,417	13	\$9,344	7	19,761	11
Ferris State	\$11,460	7	\$9,434	6	20,894	6
Grand Valley	\$11,078	10	\$8,360	14	19,438	12
Lake Superior	\$10,767	11	\$9,290	8	20,057	9
Michigan State	\$13,612	3	\$9,474	5	23,086	3
Michigan Tech	\$14,286	1	\$9,857	2	24,143	2
Northern Michigan	\$9,860	14	\$9,286	9	19,146	13
Oakland	\$11,513	6	\$9,250	10	20,763	7
Saginaw Valley	\$8,969	15	\$8,600	13	17,569	14
University of Michigan	\$13,856	2	\$10,554	1	24,410	1
UM - Dearborn	\$11,304	9	\$0	15	N/A	N/A
UM - Flint	\$10,458	12	\$9,527	4	19,985	10
Wayne State	\$11,814	5	\$9,713	3	21,527	4
Western Michigan	\$11,329	8	\$9,238	11	20,567	8
UNWEIGHTED AVERAGE	11,505		9,358		20,877	

Note: FTIAC rates.

Source: President's Council, State Universities of Michigan

Annual Room and Board Costs FY 2016

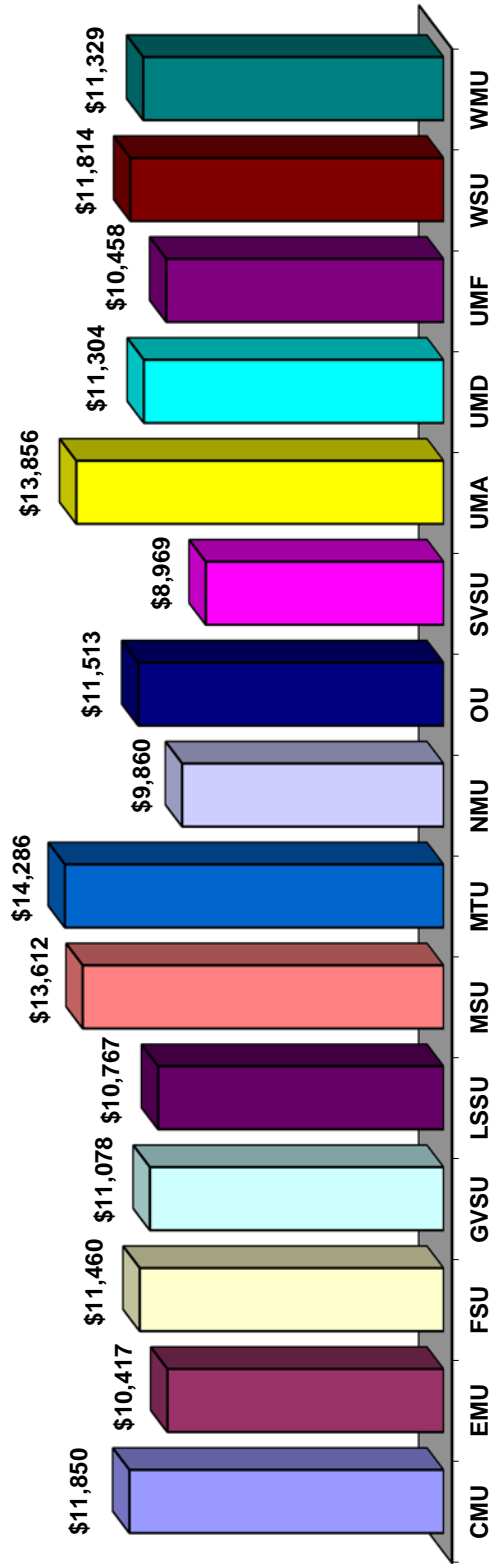


Five Year Trend

	FY '12	FY '13	FY '14	FY '15	FY '16
CMU	\$8,212	\$8,376	\$8,544	\$8,780	\$9,088
EMU	7,896	8,286	8,286	8,940	9,344
FSU	8,744	8,744	8,910	9,168	9,434
GVSU	7,624	7,920	8,080	8,200	8,360
LSSU	8,319	8,481	8,728	8,987	9,290
MSU	8,154	8,476	8,806	9,154	9,474
MTU	8,648	8,865	9,175	9,516	9,857
NMU	8,174	8,404	8,696	8,954	9,286
OU	7,968	8,207	8,576	8,895	9,250
SVSU	7,770	7,980	8,190	8,400	8,600
UMA	9,468	9,752	9,966	10,246	10,554
UMF	N/A	7,506	7,703	7,911	9,527
WSU	8,660	8,950	9,264	9,713	9,713
WMU	8,249	8,414	8,687	8,943	9,238

Source: Office of Budgetary Planning & Analysis/President's Council Tuition & Fees Report

Annual Tuition and Required Fees FY 2016



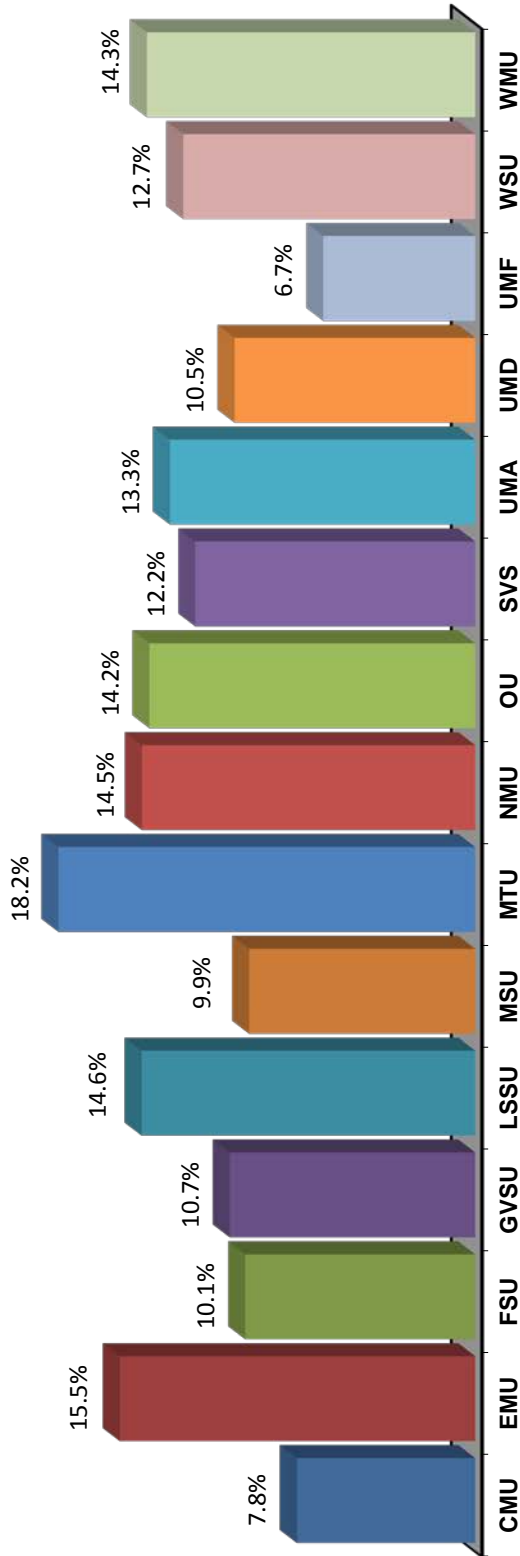
Five Year Trend

	FY '12	FY '13	FY '14	FY '15	FY '16
CMU	\$10,740	\$10,950	\$11,220	\$11,550	\$11,850
EMU	8,683	9,026	9,364	9,663	10,417
FSU	10,440	10,710	10,950	11,190	11,460
GVSU	9,716	10,078	10,454	10,752	11,078
LSSU	9,614	9,890	10,210	10,498	10,767
MSU	12,255	12,675	12,915	13,252	13,612
MTU	12,853	13,353	13,728	14,040	14,286
NMU	8,414	8,709	9,037	9,559	9,860
OU	9,938	10,230	10,613	10,613	11,513
SVSU	7,815	8,120	8,423	8,691	8,969
UMA	12,634	12,994	13,142	13,486	13,856
UMD	9,885	10,250	10,614	10,952	13,856
UMF	9,184	9,514	9,844	10,138	10,458
WSU	9,809	10,190	11,094	11,448	11,814
WMU	9,906	10,282	10,655	10,985	11,329

Note: Based on FTIAC Tuition Rates

Source: Office of Budgetary Planning & Analysis/ President's Council Tuition & Fees Report

Financial Aid as % of Total General Fund Spending FY 2015

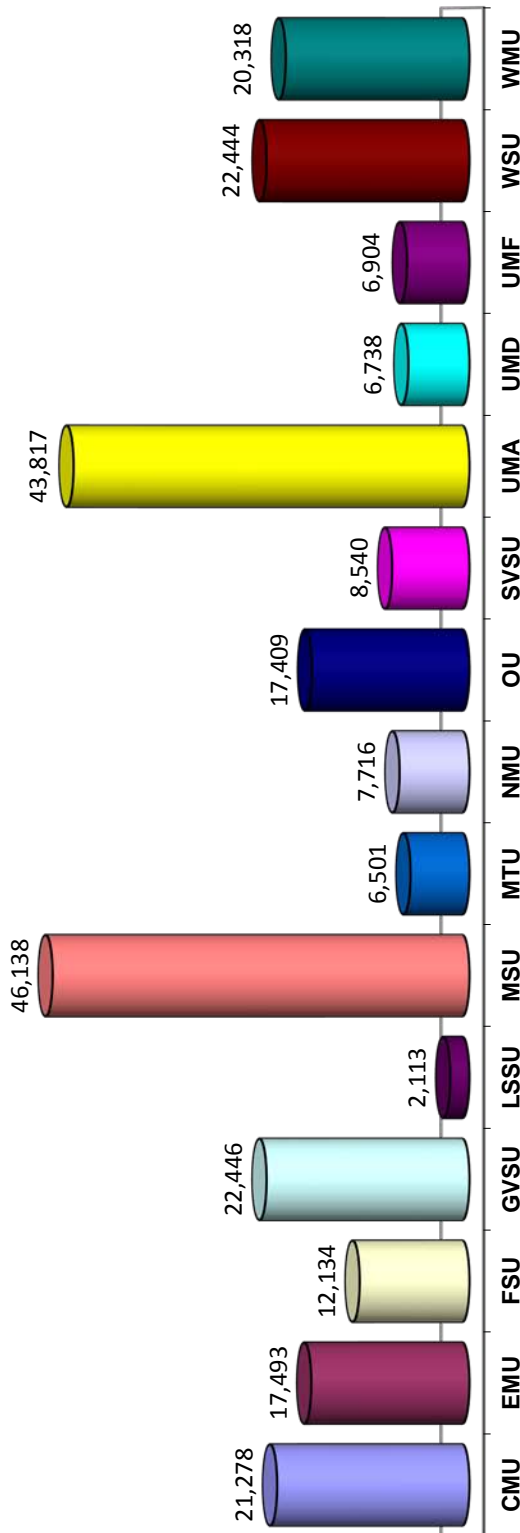


Five Year Trend

	FY '11	FY '12	FY '13	FY '14	FY '15
CMU	6.4%	8.6%	8.4%	7.5%	7.8%
EMU	10.9%	11.6%	13.4%	14.4%	15.5%
FSU	10.0%	9.6%	9.5%	9.5%	10.1%
GVSU	8.6%	9.8%	11.0%	10.8%	10.7%
LSSU	0.0%	12.3%	13.2%	13.9%	14.6%
MSU	8.9%	10.1%	9.8%	9.7%	9.9%
MTU	14.7%	16.8%	17.0%	17.5%	18.2%
NMU	11.8%	13.9%	12.9%	13.5%	14.5%
OU	9.4%	10.6%	12.6%	14.4%	14.2%
SVSU	9.7%	10.1%	11.0%	11.5%	12.2%
UMA	12.5%	12.2%	12.2%	12.5%	13.3%
UMD	7.7%	8.2%	10.5%	10.1%	10.5%
UMF	6.0%	6.7%	6.5%	7.2%	6.7%
WSU	9.4%	10.1%	10.8%	10.6%	12.7%
WMU	14.0%	14.4%	14.3%	14.2%	14.3%

Source: Office of Budgetary Planning & Analysis

Full Year-Equated Students FY 2015




Five Year Trend

	FY '11	FY '12	FY '13	FY '14	FY '15
CMU	22,522	22,510	21,694	20,891	21,278
EMU	18,718	18,434	18,358	18,358	17,493
FSU	12,076	12,217	12,206	12,141	12,134
GVSU	22,407	22,347	22,271	22,181	22,446
LSSU	2,396	2,418	2,238	2,174	2,113
MSU	44,039	44,738	45,446	45,959	46,138
MTU	6,583	6,378	6,135	6,474	6,501
NMU	8,606	8,568	8,257	8,031	7,716
OU	16,217	16,319	16,699	17,088	17,409
SVSU	9,031	9,190	9,025	8,824	8,540
UMA	42,232	42,918	43,761	43,832	43,817
UMD	6,595	6,669	6,687	6,648	6,738
UMF	6,693	6,732	6,760	6,895	6,904
WSU	24,798	23,873	23,301	22,643	22,444
WMU	21,990	21,603	20,978	20,593	20,318

Source: Office of Budgetary Planning & Analysis

Instruction as a % of Total General Fund Spending FY 2015

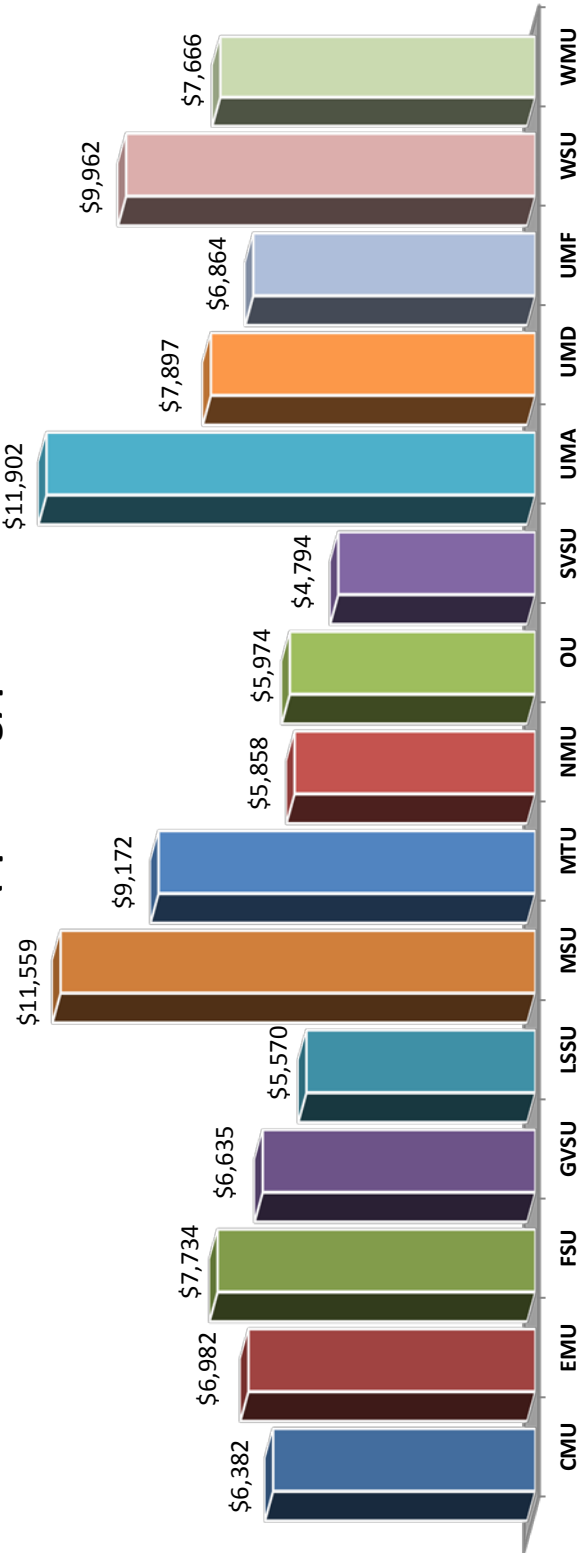


Five Year Trend

	FY '11	FY '12	FY '13	FY '14	FY '15
CMU	38.2%	40.5%	41.8%	41.7%	37.9%
EMU	43.0%	44.9%	43.0%	42.5%	42.8%
FSU	43.5%	43.9%	44.1%	43.3%	44.6%
GVSU	41.7%	42.4%	43.3%	43.0%	41.9%
LSSU	39.0%	35.4%	32.5%	29.9%	31.0%
MSU	44.4%	44.2%	41.3%	42.5%	43.3%
MTU	34.7%	34.2%	35.4%	31.2%	33.5%
NMU	36.8%	38.9%	36.9%	38.9%	36.0%
OU	37.3%	38.8%	39.2%	38.5%	37.6%
SVSU	36.0%	35.4%	30.2%	34.7%	34.3%
UMA	31.0%	29.6%	29.3%	29.3%	29.6%
UMD	44.3%	44.2%	42.0%	41.7%	41.2%
UMF	41.3%	42.8%	41.5%	41.1%	42.2%
WSU	38.3%	37.7%	37.0%	37.2%	42.9%
WMU	42.8%	42.6%	42.0%	42.3%	41.6%

Source: Office of Budgetary Planning & Analysis

Instructional Cost (Spending) per Student FY 2015

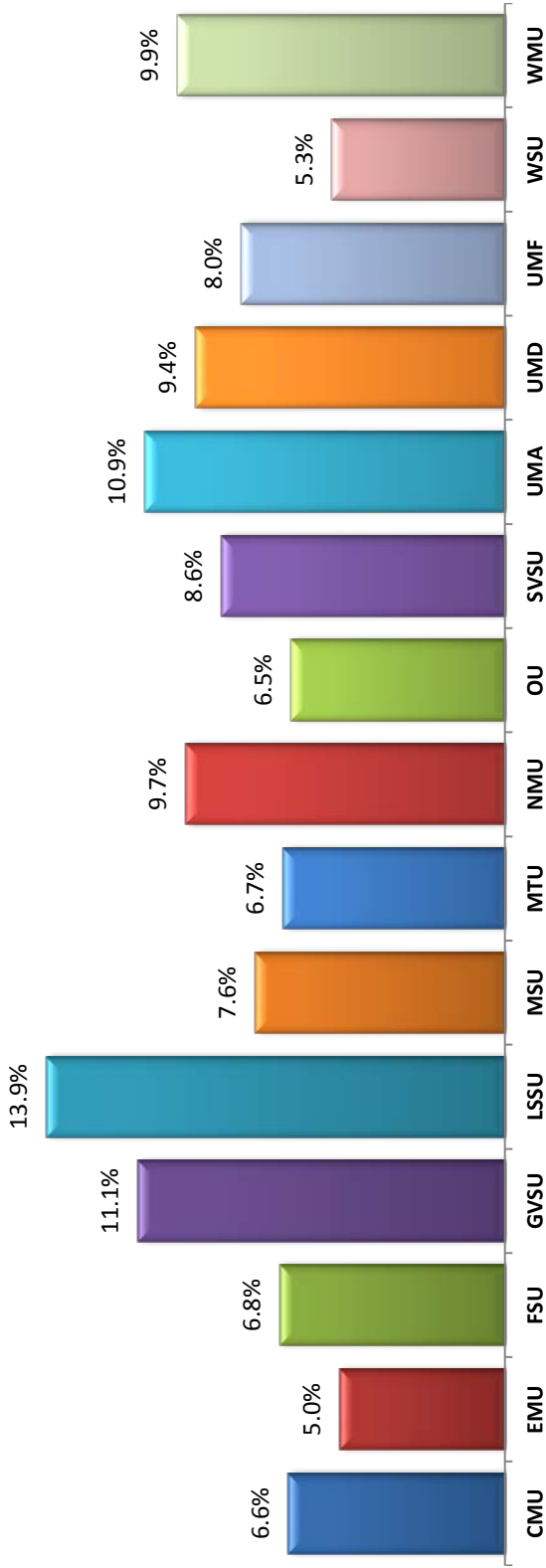


Five Year Trend

	FY '11	FY '12	FY '13	FY '14	FY '15
CMU	\$5,303	\$5,660	\$6,063	\$6,551	\$6,382
EMU	\$6,486	\$6,776	\$6,599	\$6,595	\$6,982
FSU	\$6,903	\$6,308	\$7,041	\$7,121	\$7,734
GVSU	\$5,611	\$5,860	\$6,283	\$6,504	\$6,635
LSSU	\$5,215	\$5,231	\$5,082	\$4,929	\$5,570
MSU	\$10,034	\$10,332	\$10,208	\$11,062	\$11,559
MTU	\$8,313	\$8,684	\$9,390	\$9,048	\$9,172
NMU	\$5,187	\$5,008	\$5,464	\$6,084	\$5,858
OU	\$5,037	\$5,414	\$5,603	\$5,763	\$5,974
SVSU	\$4,238	\$4,193	\$4,368	\$4,569	\$4,794
UMA	\$11,470	\$11,267	\$11,439	\$11,720	\$11,902
UMD	\$7,239	\$7,343	\$7,500	\$7,643	\$7,897
UMF	\$5,539	\$5,756	\$6,019	\$6,348	\$6,864
WSU	\$8,885	\$9,011	\$9,295	\$9,630	\$9,962
WMU	\$6,680	\$6,694	\$7,051	\$7,579	\$7,666

Source: Office of Budgetary Planning & Analysis

Plant Spending as a % of Total General Fund Spending FY 2015

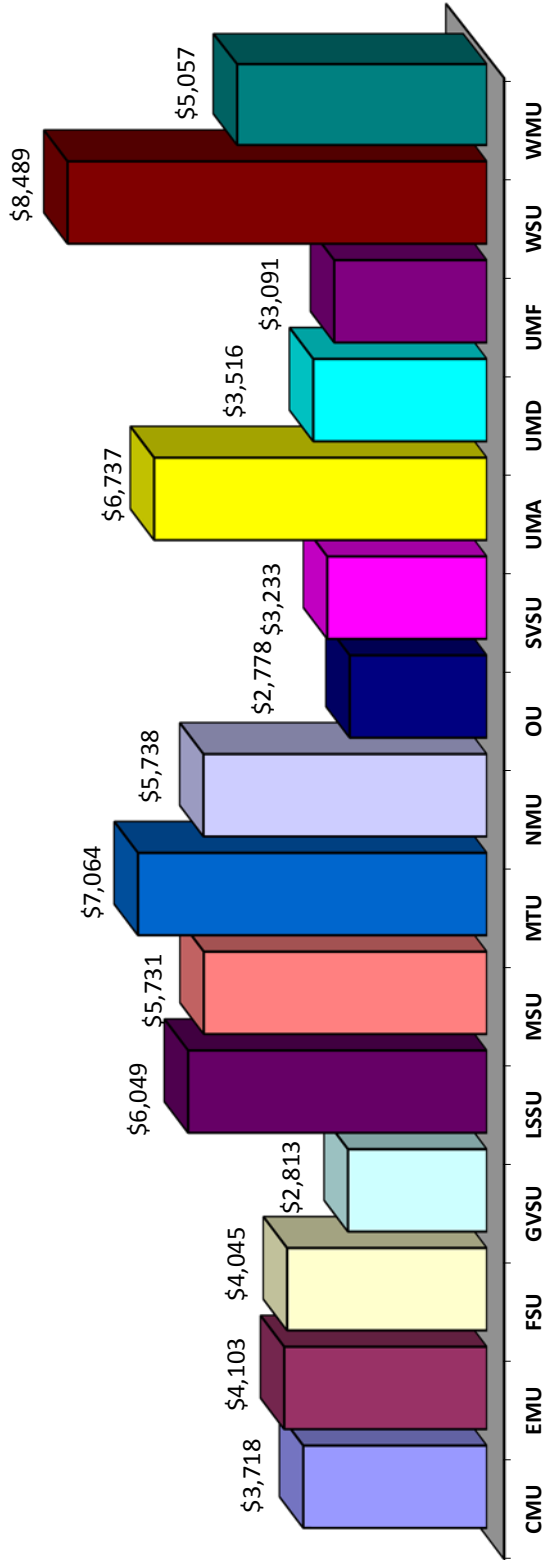


Five Year Trend

	FY '11	FY '12	FY '13	FY '14	FY '15
CMU	6.3%	7.2%	7.2%	7.1%	6.6%
EMU	7.9%	5.2%	5.2%	5.1%	5.0%
FSU	7.5%	5.7%	7.2%	7.0%	6.8%
GVSU	10.0%	12.9%	19.1%	16.5%	11.1%
LSSU	15.3%	14.0%	13.6%	14.6%	13.9%
MSU	9.7%	9.3%	8.0%	8.3%	7.6%
MTU	7.3%	7.3%	7.4%	7.6%	6.7%
NMU	10.3%	10.4%	9.2%	10.1%	9.7%
OU	7.0%	6.9%	6.9%	6.9%	6.5%
SVSU	8.6%	8.6%	8.9%	9.4%	8.6%
UMA	13.6%	12.5%	11.2%	11.0%	10.9%
UMD	9.7%	9.3%	10.3%	10.3%	9.4%
UMF	10.0%	10.0%	9.3%	8.4%	8.0%
WSU	9.2%	9.3%	9.7%	9.4%	5.3%
WMU	10.8%	10.6%	10.1%	9.9%	9.9%

Source: Office of Budgetary Planning & Analysis

State Appropriations per FYES FY 2015

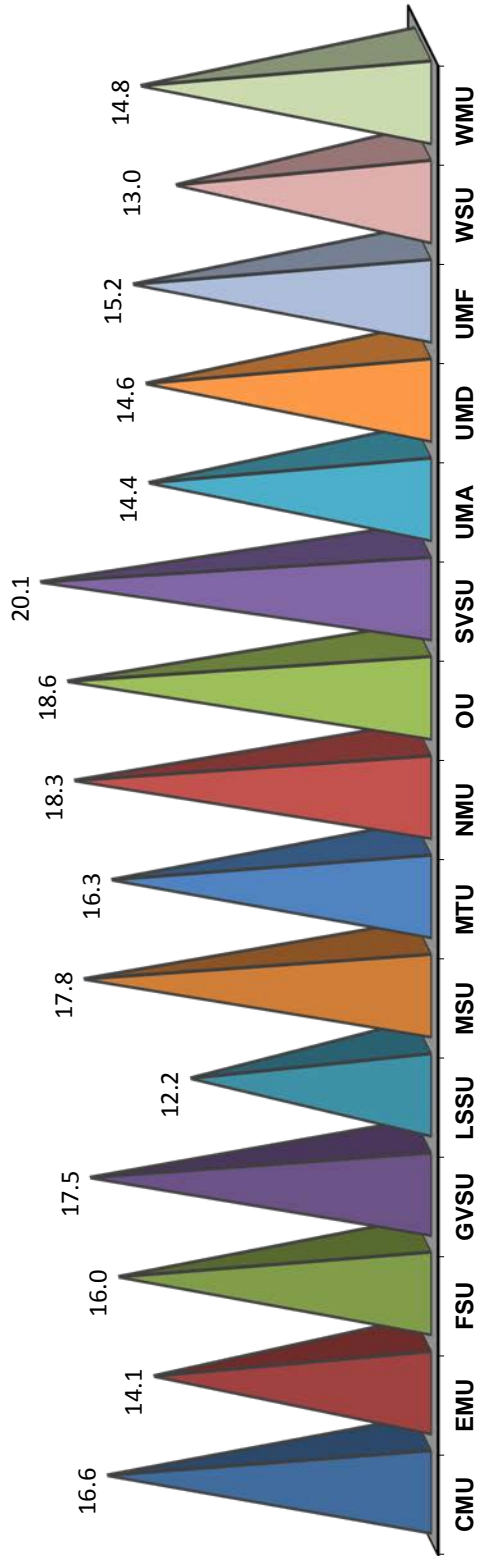


Five Year Trend

	FY '10	FY '11	FY '12	FY '13	FY '14	FY '15
CMU	\$3,766	\$3,558	\$3,026	\$3,279	\$3,520	\$3,718
EMU	\$4,261	\$4,062	\$3,505	\$3,624	\$3,665	\$4,103
FSU	\$4,242	\$4,026	\$3,382	\$3,632	\$3,759	\$4,045
GVSU	\$2,863	\$2,766	\$2,357	\$2,489	\$2,607	\$2,813
LSSU	\$5,698	\$5,298	\$4,462	\$5,382	\$5,626	\$6,049
MSU	\$6,609	\$6,442	\$5,390	\$5,392	\$5,431	\$5,731
MTU	\$7,414	\$7,280	\$6,387	\$6,940	\$6,715	\$7,064
NMU	\$5,407	\$5,245	\$4,478	\$4,948	\$5,198	\$5,738
OU	\$3,291	\$3,130	\$2,644	\$2,693	\$2,672	\$2,778
SVSU	\$3,225	\$3,070	\$2,539	\$2,843	\$2,945	\$3,233
UMA	\$7,745	\$7,489	\$6,263	\$6,265	\$6,371	\$6,737
UMD	\$3,900	\$3,749	\$3,151	\$3,325	\$3,386	\$3,516
UMF	\$3,374	\$3,122	\$2,639	\$2,888	\$2,892	\$3,091
WSU	\$8,742	\$8,637	\$7,649	\$7,871	\$8,099	\$8,489
WMU	\$5,167	\$4,985	\$4,313	\$4,551	\$4,724	\$5,057

Source: Office of Budgetary Planning & Analysis

Student-to-Faculty Ratio FY 2015



Five Year Trend

	FY '11	FY '12	FY '13	FY '14	FY '15
CMU	16.6	15.2	16.8	15.8	16.6
EMU	15.9	16.1	17.3	15.6	14.1
FSU	16.2	15.9	16.1	16.2	16.0
GVSU	18.5	18.2	17.9	17.8	17.5
LSSU	15.4	14.4	13.7	16.5	12.2
MSU	12.8	12.8	18.2	18.3	17.8
MTU	12.6	12.1	15.3	16.1	16.3
NMU	20.4	20.0	18.6	21.0	18.3
OU	20.3	19.3	18.9	18.8	18.6
SVSU	19.8	20.4	18.9	20.2	20.1
UMA	12.2	11.1	14.9	14.7	14.4
UMD	15.1	15.1	14.9	14.8	14.6
UMF	16.6	16.2	16.9	15.7	15.2
WSU	11.7	11.4	13.8	12.5	13.0
WMU	13.9	13.7	14.8	14.5	14.8

Source: Office of Budgetary Planning & Analysis