

# FACT BOOK

## 2001-02



Institutional Research & Testing  
FERRIS STATE UNIVERSITY

February 2002

Dear Colleague:

The *Ferris State University Fact Book* is a project conducted as a service to the University community by the Office of Institutional Research and Testing in the Division of Student Affairs. This eleventh edition is a document that is designed to answer the most frequently asked questions about FSU.

In response to faculty and staff suggestions, we have enhanced the 2001-2002 *Fact Book* to include several new items, such as

- Percent of students by ethnicity, page 37
- Pages numbered consecutively
- Retention rates, page 61

Our appreciation is extended to the many offices that assisted us with the development of the information. Please don't hesitate to contact us if you have any questions. Thank you.

Nina Worth  
Research Assistant

Kristen Salomonson  
Assistant Dean of Enrollment Services

Mitzi A. Day  
Senior Research Analyst

Ferris State University  
Division of Student Affairs  
Office of Institutional Research and Testing  
Big Rapids, MI 49307  
(231) 591-3801

## TABLE OF CONTENTS

### GENERAL INFORMATION

Mission Statement .....	1
History/Campus Size/Academic Divisions.....	1
Location/Educational Programs/Admissions.....	2
Accreditation .....	3
Student Costs.....	5
Financial Aid/Housing/Career Resources.....	6
Career Services/Edu. & Career Counseling/Computing & Telecomm. Facilities.....	7
Student Affairs/Athletics/Sports/Cultural Events.....	8
University Center for Extended Learning.....	9
Technology Transfer Center .....	10
Ferris-Grand Rapids/Campus Media/International Affairs .....	11
Library (FLITE) .....	12
Kendall College of Art & Design .....	14
Points of Interest.....	15
Gifts to the University .....	19
Ferris State University Calendar.....	20
Telephone Numbers (frequently used).....	21
Educational Grants and Scholarships .....	22

### STUDENTS/ENROLLMENT

Enrollment of Resident Students by County .....	27
Enrollment of Non-Resident Students by State .....	28
Total Headcount Enrollment, Fall 1970-2001 .....	29
FYES Enrollment Per FTE Faculty .....	30
5-Year Enrollment by College.....	31
Percent of Students by College.....	32
Enrollment Summary.....	33
Comparative Enrollment Report by College.....	34
SCH/FTE/FYES.....	35
Total Headcount Enrollment Compared to FTE .....	36
Ethnic Distribution.....	37
Ethnic Distribution by College.....	38
Enrollment by Program (Allied Health Sciences) .....	39
Enrollment by Program (Arts & Sciences).....	42
Enrollment by Program (Business) .....	44
Enrollment by Program (Education & Human Services) .....	48
Enrollment by Program (Kendall College of Art & Design).....	50
Enrollment by Program (Michigan College of Optometry at F.S.U./Pharmacy) .....	51
Enrollment by Program (Technology) .....	52
Enrollment by Program (University College) .....	59
ACT Scores/Average Age.....	60
Retention Rates.....	61
Average Number of Credits Taken by Students .....	62

## TABLE OF CONTENTS

### DEGREES

Degrees Conferred by Program (Allied Health Sciences).....	63
Degrees Conferred by Program (Arts & Sciences).....	64
Degrees Conferred by Program (Business).....	65
Degrees Conferred by Program (Education & Human Services).....	67
Degrees Conferred by Program (Kendall College of Art & Design).....	68
Degrees Conferred by Program (Michigan College of Optometry at F.S.U./Pharmacy)....	69
Degrees Conferred by Program (Technology).....	70
Degrees Conferred at FSU.....	72
Approved Programs.....	73

### FACULTY/STAFF

Full-time University Staff by Job Category & Sex.....	77
Part-time University Staff by Job Category & Sex.....	78
Total University Staff by Job Category & Sex.....	79
Workforce Summary.....	80
Distinguished Teacher Awards.....	81

### ORGANIZATIONAL CHARTS

Board of Trustees.....	83
Board of Trustees/Executive Division.....	84
President's Cabinet.....	85
Academic Affairs Division.....	86
Office of Academic Affairs.....	87
Academic Affairs Division/College of Allied Health Sciences.....	88
Academic Affairs Division/College of Arts & Sciences.....	89
Academic Affairs Division/College of Business.....	90
Academic Affairs Division/College of Education & Human Services.....	91
Academic Affairs Division/Kendall College of Art & Design.....	92
Academic Affairs Division/Library and Instructional Services.....	93
Academic Affairs Division/Michigan College of Optometry at F.S.U.....	94
Academic Affairs Division/College of Pharmacy.....	95
Academic Affairs Division/College of Technology.....	96
Academic Affairs Division/University Center for Extended Learning.....	97
Academic Affairs Division/University College.....	98
Administration and Finance Division (F.S.U.).....	99
Administration and Finance Division (Kendall College of Art & Design).....	100
Ferris State University-Grand Rapids.....	101
Governmental Relations & General Counsel Division.....	102
Information Technology Administration.....	103
Student Affairs Division.....	104
Student Affairs Division/Enrollment Services.....	105
University Advancement and Marketing Division.....	106

## TABLE OF CONTENTS

### ALUMNI

Alumni Listing by State .....	107
Alumni by College .....	108
Placement Rates .....	109
Annual salaries for Associate Degree Graduates for 1999-00.....	110
Annual Salaries for Doctorate, Master, and Bachelor Degree Graduates for 1999-00 .....	111
Recipients of Alumni Awards .....	112

### BUDGET

Summary of 2001-2002 Tuition/Fees & Room/Board .....	113
FY 2001-2002 General Fund Operating Budget.....	114
Revenue Summary .....	115
Expenditure Summary.....	116

### FACILITIES

Summary of Facilities Owned or Rented by FSU (General Fund) .....	117
Summary of Facilities Owned or Rented by FSU (Non-General Fund) .....	118
Ferris State University Campus Map .....	119

# General Information

# **GENERAL INFORMATION**

## **MISSION STATEMENT**

Ferris State University will be a national leader in providing opportunities for innovative teaching and learning in career-oriented, technological and professional education.

## **HISTORY**

Ferris State University is recognized for its career-oriented educational programs that are designed to meet the technology and work force demands of business and industry, the health-care professions, and society in general through applied research and practical education. Founded in 1884 on the concept of providing students with marketable skills, Ferris was established by Woodbridge N. Ferris (1853-1928), a distinguished Michigan educator and politician who served two terms as the state's governor and was elected a United States senator. Ferris was a private institute until 1950, when it joined the state higher education system. The college obtained university status in 1987.

**CAMPUS SIZE**                      800 acres

**ACADEMIC DIVISIONS**

- College of Allied Health Sciences
- College of Arts and Sciences
- College of Business
- College of Education and Human Services
- Kendall College of Art and Design
- Michigan College of Optometry at F.S.U.
- College of Pharmacy
- College of Technology
- University College

## **GENERAL INFORMATION**

### **LOCATION**

The Ferris State University campus is located in Big Rapids, a west central Michigan city of approximately 12,600 in the vacation-recreation region. The campus is readily accessible by the US-131 expressway and state highway M-20. Big Rapids is 55 miles north of Grand Rapids and within 200 miles of Chicago and Detroit.

In an effort to keep pace with changing needs and advances in technology, the Ferris campus has been updated and renovated over the years. The 800 acres of rolling hills along the western bank of the Muskegon River is dotted with 115 modern campus buildings.

### **EDUCATIONAL PROGRAMS**

Ferris offers more than 100 educational programs through the Colleges of Allied Health Sciences, Arts and Sciences, Business, Education and Human Services, Kendall College of Art and Design, Pharmacy, Technology, Michigan College of Optometry at Ferris State University, and University College. These offerings lead to bachelor and associate degrees and certificates and master degrees in Information Systems Management, Career and Technical Education and Criminal Justice. Doctorate degrees in Optometry and Pharmacy are also offered.

Each college encompasses a cluster of related programs that are targeted to prepare students for specific careers. The colleges operate in facilities that have been specially designed and equipped to support their missions.

Ferris is a national leader in the development of the concept of laddering, which enables students to advance their careers by building on previous training. For example, an individual who has gained employment after completing a two-year degree may later seek career advancement by returning to Ferris and earning a bachelor degree. This concept also permits students to readily transfer into Ferris programs.

### **ADMISSIONS**

Keeping with the educational philosophy of its founder, Ferris State University is able to accept most mature and serious-minded applicants. Admission to certain programs, however, depends on the consideration of the applicant's appropriate qualifications for each program. For specific program requirements, please refer to the University catalog.



## GENERAL INFORMATION

### FERRIS STATE UNIVERSITY ACCREDITATION

<u>Accreditation/Approval Agencies</u>	<u>Academic Program/Service Area</u>
American Council on Pharmaceutical Education	Pharmacy, 1939/1991-92 B.S. 1993-94 Pharm.D. (began 1990)
Council on Optometric Education	Optometry, 1999
American Dental Association/Commission on Dental Accreditation	Dental Hygiene, 1967/1992/1999
National Environmental Health Sciences Protection Accreditation Council	Industrial and Environmental Health, 1972/1990
Committee on Allied Health Education and Accreditation	Medical Record Administration, 1978/1993 Medical Record Technology, 1975/1993
National Accreditation Agency for Clinical Sciences	Medical Laboratory Technology, 1978/1994 Medical Technology, 1978/1994
Joint Review Committee on Education Programs in Radiologic Technology	Radiography, 1972/1992/1997
Joint Review Committee on Educational Programs in Nuclear Medicine Technology	Nuclear Medicine Technology A.A.S. 1976/ 1992/1997/2003 B.S. 1978/1992/1997/2003
Michigan Board of Nursing	Nursing - A.A.S. Degree, 1969/1992/2000
National League for Nursing Accrediting Commission	Nursing - B.S.N. Degree, 1988/1997/2005
State Board of Accountancy	Accountancy (approved by State Licensing Bureau)
American Bar Association	Legal Assistant, 1978/1988/1995
Accreditation Board for Engineering and Technology	Surveying Engineering, 1987/1993 Electrical/Electronics Engr. Tech. 1995 Mechanical Engineering Tech. 1997
Foundation for Interior Design Education Research	Interior Design

Source: Academic Affairs

## **GENERAL INFORMATION**

### **ACCREDITATION CONT.**

State Approval Agency for the Department of Education and the Dept. of Veterans Affairs, Michigan Department of Education	Education and Training of Veterans Annual review/approval for veteran benefits
Michigan Department of Education/Michigan State Board of Education	Teacher Education (approved by State, not accredited)
American Council for Construction Education	Construction Management, 1993
Michigan Commission on Law Enforcement Standards	Criminal Justice – Law Enforcement Specialist
Michigan Corrections Officers' Training Council	Criminal Justice - Corrections
Bureau of Regulatory Services Division of Child Day Care Licensing	Tot's Place (child care center)
Council on Social Work Education	Social Work, 1989/1995
American Chemical Society/Chemical Technology Program Approval Service	Industrial Chemistry Technology, 1996
International Facility Management Association	Facilities Management, 1996
Committee on Accreditation for Respiratory Care	Respiratory Care, 1975/1991/1997
Association of Collegiate Business Schools and Programs	College of Business Programs (candidate for accreditation 1998)
NAMBI (National Affiliated Music Business Institutions)	Music Industry Management
NAMM (International Music Products Assoc.)	Music Industry Management
Accrediting Council for Collegiate Graphic Communications	Printing and Digital Graphic Imaging (candidate 1999) Printing Management (candidate 1999)
National Automotive Technician Education Foundation	Auto Service, GM, Ford, Chrysler (candidate 1999)
National Recreation and Parks Association/ American Alliance for Leisure and Recreation Accreditation Council	Recreation Leadership and Management

Source: Academic Affairs

## GENERAL INFORMATION

### STUDENT COSTS

The average annual cost for a Michigan resident to attend Ferris (based upon 2001-02 rates), including tuition, room and board, fees, estimated academic and personal expenses, is \$13,106.

<b>2001-02 Costs</b>	<b>Semester</b>	<b>Year</b>
<b>Undergraduate (Michigan resident)</b>		
Tuition (12-16 credit hours)	\$2,335.00	\$4,670.00
Room and Board (19 meal plan)	\$2,814.00	\$5,628.00
Sub Total	\$5,149.00	\$10,298.00
Books and Supplies (estimate)	\$425.00	\$850.00
Personal Expenses (estimate)	\$720.00	\$1,440.00
Refundable Fees*	\$59.00	\$118.00
Non-Refundable Fees**	\$200.00	\$400.00
Total Expenses (estimated)	\$6,553.00	\$13,106.00

\*If requested, the Racquet Facility fee, Student Activity fee and Health Center fee will be deleted from the student's account. Cash refunds will only be granted for the Racquet Facility fee and the Student Activity fee if the student's account is paid in full.

\*\*All on campus part-time students are charged \$15.00 per credit hour computing fee.

<b>Undergraduate (non-resident)</b>		
Tuition	\$4,945.00	\$9,890.00
<b>Undergraduate (non-resident MSEP)*</b>		
Tuition	\$3,503.00	\$7,006.00

<b>Part-time Student (1-11 credit hours)</b>	
Michigan Resident	\$196 per credit hour
Non-Resident	\$414 per credit hour
Non-Resident MSEP*	\$294 per credit hour
<b>Graduate Student</b>	
Michigan Resident	\$273 per credit hour
Non-Resident	\$540 per credit hour
Non-Resident MSEP*	\$410 per credit hour

\*Students are eligible for the MSEP (Midwest Student Exchange Program) rate if they live in one of the following states: Illinois, Indiana, Iowa, Kansas, Minnesota, Missouri, Nebraska, North Dakota, Ohio, South Dakota, Wisconsin. This tuition reduction program is not available for students enrolled in Doctor of Optometry, Doctor of Pharmacy, and Professional Golf Management.

### Professional Tuition

(Doctor of Optometry & Doctor of Pharmacy)

Michigan Resident	\$ 5,145.00/semester	\$10,290.00/year*
Non-Resident	\$10,245.00/semester	\$20,490.00/year*

\*NOTE: The tuition for fourth professional year students in the Doctor of Optometry program is \$15,435.00 for Michigan residents, \$30,735.00 for non-residents. The year runs all three semesters.

<b>Family Apartments</b>	<b>12 month contract</b>
One Bedroom	\$5,875.00
Two Bedroom	\$6,540.00
Two Bedroom (townhouse)	\$7,207.00
Three Bedroom (townhouse)	\$7,873.00

### Optional Meal Plan

Room and Board (12 meal plan) \$5,358.00

Other meal plans available for non-traditional and deluxe halls.

## **GENERAL INFORMATION**

### **FINANCIAL AID**

More than 74 percent of the students presently enrolled at Ferris State receive some type of financial aid through federal, state and Ferris programs, including scholarships, grants, loans and student employment. Ferris State University awards more than \$49 million in student aid annually.

Most financial aid is based on need and is intended to assist students whose families cannot pay all or perhaps any of the college costs. Information on financial aid programs may be obtained by contacting the Office of Scholarships and Financial Aid at 1-800-940-4AID.

### **HOUSING**

Ferris State University residence halls provide students with the convenience and opportunity to pursue their studies in an environment that supports the academic mission of the University. Various halls are designed to cater to specific interests and needs. Among them are halls for non-traditional students, a substance free hall, smoke free halls, private room halls, apartment style hall, and Honors Halls. All residence halls offer challenge and a variety of growth experiences including considerable employment opportunities.

Special services within the halls include computer labs and individual student rooms that have Ethernet connections for computer use, University cable service including the RHA movie channel, washers and dryers, cooking capabilities, direct long distance dialing, front service desk and night security. Social, recreational and educational programming are routinely provided. Each hall has a hall director and student resident advisors.

The University apartments consist of the west campus townhouses, and the east and south complexes. The west campus complex has 150 two bedroom and 50 three bedroom unfurnished townhouses which are designed to provide a family atmosphere to students with families. Handicapped accessible townhouses are also available in which the entire living area is on the ground floor, including laundry facilities with full basement

The east and south complexes consist of 188 one and two bedroom units. They are designed for single students and have laundry facilities in each building.

All apartments provide computer network connections to access the Internet, library and the University mainframe. Telephone and cable television and cable television connections are also provided. A community center in the center of the west campus complex houses a computer lab, meeting rooms and a large multipurpose room where educational, social and children's programs are held.

### **CAREER RESOURCES AT FSU**

A Ferris State University career-oriented education is complemented by comprehensive career resources available from the Educational and Career Counseling Center, staffed with educational counselors, and the Career Services office, staffed with job search specialists. Students may register for CARE 102, *Career & Educational Planning*, or two UNIV 290 courses, *Job Search Success and Exploring Leadership*.

## **GENERAL INFORMATION**

### **CAREER SERVICES**

The Career Services Office assists students with their career development and job search utilizing the web. The office maintains a career and employer library for students exploring career options and employment opportunities. Career Connections, a state-of-the-art internet-based software package gives students/alumni their own personal web site to create/upload their resume to forward to Career Services for inclusion in a candidate database. Students/alumni can view job postings, sign up for on-campus interviewing on line or view their own schedule of events to keep on track with their job search. There is a whole array of other career-related information on the Career Services web site accessible at [www.ferris.edu/careerservices](http://www.ferris.edu/careerservices).

Career Services hosts over 200 employers per year for on-campus recruiting and 400+ attend the biannual job fairs held each year. Annual studies of employed alumni indicate that 90% are employed in occupations related to their major field of study at Ferris and 98% of graduates are working or continuing their education. Ninety-seven percent of graduates seeking employment found jobs. All seven colleges had a 96% or higher placement rate. A Career Success Conference held each semester, classroom presentations, walk-in resume review hours, career consultations, and mock interviews help give students both immediate and comprehensive assistance in meeting their career goals.

### **EDUCATIONAL AND CAREER COUNSELING**

Educational counselors provide information on all academic programs in Ferris' under graduate colleges. These counselors are located in the Educational and Career Counseling Center in STARR 313, and in the colleges of Allied Health Sciences, Arts and Sciences, Business, Education & Human Services, and Technology.

In addition to providing academic counseling, the Educational and Career Counseling Center (ECCC) offers assistance in making career choices. Finding the right career depends on several factors. Two strong factors are personality and interests. Students can receive information in these areas by taking the Myers Briggs Type Inventory and the Strong Interest Inventory through the ECCC in STARR 313. A licensed counselor interprets the results with the student and provides information on careers that are aligned with the student's personality, interests, values, and skills.

### **COMPUTING AND TELECOMMUNICATIONS FACILITIES & SERVICES**

A high-speed, wide-area network provides broad campus access to academic servers, the Internet, and other computing resources such as the FLITE Library. Each of the 3,000 residence hall rooms and University apartments has Ethernet connections. Every residence hall is equipped with a computer lab. In addition, there are large computing laboratories available to students in various locations on the Ferris State University campus. The Ferris Digital Initiative Technology Fee provides for installation of a network card for on-campus students, copies of Microsoft Office and FrontPage, and checkout of selected Microsoft programs. The University operates a Nortel Private Branch Exchange for voice services. Remote data access to the Internet and campus facilities are provided for all faculty, staff and students. Fiber optic, broadband, twisted pair and wireless networks are utilized to provide services for voice, data and video. The University's IBM enterprise server supports online processing for academic and administrative users. Lotus Notes electronic mail and calendar service is available to faculty and staff. Imail electronic mail is offered to students on and off campus. The Ferris Web site (<http://www.ferris.edu>) provides information about the University and is used to support student Web services.

## **GENERAL INFORMATION**

### **STUDENT AFFAIRS**

The division of Student Affairs provides a variety of services for students through the following departments: Birkham Health Center, Career Services, Counseling Center, Enrollment Services, Minority Affairs, Rankin Student Center, Student Leadership & Activities and University Recreation. All of these departments work with students to enhance their university experience.

The Office of Student Leadership & Activities helps students use and grow their talents through campus and community involvement. To keep students involved and connected to the University, there are more than 200 registered student organizations (RSOs), including sports clubs, Greek-letter organizations, religious groups, academic societies and professional associations. The Student Volunteer Center refers hundreds of Ferris students each year to area agencies seeking volunteers. A variety of leadership programs are offered throughout the year to help students develop marketable leadership and management skills.

### **ATHLETICS**

The Ferris State University Bulldogs are members of the National Collegiate Athletic Association (NCAA). Varsity teams compete in the Central Collegiate Hockey Association (NCAA Division I) in ice hockey and the Great Lakes Intercollegiate Athletic Conference (NCAA Division II) in all other sports.

Ferris students participate in 15 varsity sports: golf, tennis, basketball, track, cross country, softball, soccer and volleyball for women; golf, tennis, basketball, track, cross country, hockey and football for men.

### **INTRAMURAL AND RECREATIONAL SPORTS**

Annually, more than half of the student body participates in organized recreational sports activities, including extensive intramural and club sport programs. Other students participate in informal recreation activities. Ferris provides ample facilities for athletics and recreation, including a Student Recreation Center with pool, weight room, basketball and volleyball courts and indoor track; a golf course; a sports complex including full and half-size ice rinks, additional basketball and volleyball courts; racquetball courts and indoor and outdoor tennis courts.

### **CULTURAL EVENTS**

Concerts by Ferris State Music Center organizations such as the West Central Concert Band, Chamber Orchestra, Jazz Ensemble, Concert Choir, and Ferris Wheels (men's glee club), and productions of the University Theater are augmented by appearances of professional music, drama and dance organizations and other performing arts groups.

The Ferris Art Gallery features exhibits of paintings, prints, photography, sculpture and crafts, as well as special exhibits featuring leading Michigan artists, FSU faculty and students.

The Arts and Lectures Committee offers a schedule of lectures, concerts and films, while Entertainment Unlimited and the Music Industry Management Association present pop/rock and comedy concerts and other events of a contemporary nature.

The Center for International Education's "International Festival of Cultures" brings the world to Big Rapids with students, faculty, staff, and community members presenting cultural displays, performances, and food from more than fifty countries worldwide.

### UNIVERSITY CENTER FOR EXTENDED LEARNING

Through The University Center for Extended Learning, Ferris State University *extends* its course offerings, programs and knowledge beyond the traditional campus in Big Rapids to non-traditional/adult learners. In addition to our regional centers in Michigan, we offer a variety of distance education courses through the web and interactive video network. Our commitment to lifelong learning also extends to non-credit programs for professional development and training.

- **Statewide Off-Campus Degree & Certificate Programming:**  
Many degrees and certificate programs designed to meet the needs of adult learners are offered at strategic sites throughout the state of Michigan using a variety of delivery methods, including interactive video and the Internet. Programs are administered through regional centers in Northern, Southeast and Southwest Michigan and courses are delivered in cities such as Clinton Township, Dowagiac, Flint, Jackson, Lansing, Midland, Niles, Traverse City and Troy. Adult learners find earning their degree easy with evening and weekend classes that fit around their busy schedules.
- **National Degree & Certificate Programming:**  
Extending the reach of Ferris State University beyond the borders of Michigan is the goal of the National Degree & Certificate Programming initiative. New to the Extended Learning unit in 2001, plans are being developed to offer Ferris programming at strategic locations throughout the country – some of which are military installations.
- **Corporate & Professional Development Services:**  
Two divisions of Extended Learning offer their services under the umbrella of Corporate & Professional Development Services. These are:
  - **Conferences & Professional Programs:**  
Our Conferences and Professional Programs team provide conference design and development consultation services that includes planning, strategy, and implementation. To help ensure that programs succeed they assist with the marketing and promotion, the financial management of budgets, contracts, and registration, and even site selection, facilities arrangements, on-site services, and evaluations.
  - **Technology Transfer Center:**  
Transfer of knowledge and training to meet the professional and career needs of Michigan's workforce is the central focus of the TTC mission. To this end, Ferris' Technology Transfer Center provides customized education programs and technical assistance for Michigan and beyond. The Center specializes in developing need-specific training programs, technical assistance for manufacturers, and industry-specific certification and testing programs.
- **Charter Schools Office:**  
The Charter Schools Office has the responsibility of overseeing the operation of Ferris State University chartered academies to insure that they are complying with their charter, state and federal regulations and making progress toward meeting their stated goals. Ferris currently has 16 authorized Charter Schools and has oversight responsibility for 2 other schools chartered by Bay Mills Community College. Combined, these academies serve more than 5,000 students in grades K-12 and are geographically located from Benton Harbor to Monroe and as far north as Saginaw.

## **GENERAL INFORMATION**

### **TECHNOLOGY TRANSFER CENTER/A Division of Corporate and Professional Services**

Ferris State University's Technology Transfer Center (TTC) has been involved in partnerships to help businesses with solutions to training and industrial process needs since 1984. Over 1,000 companies have taken advantage of the skills and facilities offered.

TTC is known for its ability to partner with business and industry to tackle issues related to custom training, process consulting, certification, and assessment. Through the establishment of custom workshops and public institutes, training and certification needs can be solved at company, state and national levels. Work is accomplished by contracting with the TTC to create the proper partnership between the company, Ferris State University faculty and staff, outside resources, and students to complete the project goals.

TTC offers custom assessment and technical training solutions to company-specific product, process, and equipment to provide business and industry a return on investment of training dollars. Training can be delivered at the training facilities located at the main complex in Big Rapids, or at the company's plant site.

TTC facilities are air conditioned and equipped with audiovisual equipment. Computers and related equipment may be provided. Training on hundreds of technical topics is provided. Training may also involve participant assessment and certification as required. TTC has invested in the future of training by creating the capacity for development of computer interactive training for business and industry (custom CD-ROM, interactive television or internet delivery as well as traditional lecture/lab).

In order to keep costs down (through long term delivery methods) and keep training value high (while providing a customized training program) TTC creates custom or standard training modules. These modules utilize computer interactive theoretical training combined with hands-on applied training. This type of training has been successfully completed for Evert Products-Textron to teach plastic injection mold operation, D-M-E Company, Inc. to teach injection mold base technology, custom automated production line training for FIAMM Technologies Incorporated, and Rubber Processing Operator Training nationally for the Rubber Manufacturers Association, industry wide "Manufacturing Safety & Health Training", and "Binocular Indirect Ophthalmoscope" training for optometrists.

New trends in industry show that the new workforce requires more technical training and employers want to pay for skill, not time-in-task. Therefore, certification tools have become an important part of TTC's offerings. A good example of certification is the national training and assessment program developed for the Rubber Manufacturers Association, Molding Operator training packages, and international certification tools for the United Association of Journeymen and Apprentice Plumbers and Pipe Fitters of the United States and Canada.

In the area of grant writing services, TTC has been successful in helping gain support for industrial and business projects. In the past ten years, TTC has managed over \$2.7 million in grants. Through the State Workforce Commission-Economic Development Job Training Grants, twelve companies have obtained a total of over \$1,000,000 in grants to provide needed training to upgrade their workforce. The providing of delivery services has also been completed in many community college held grants.

The Technology Transfer Center provides custom and institute-based training and certification; grant writing services, computer interactive training and multimedia services, and manufacturing consulting and assessments to meet the needs of business and industry.

The Technology Transfer Center is located at 1020 East Maple Street near the Big Rapids Industrial Park. Phone 231-591-5800, Fax 231-796-1448.



## **GENERAL INFORMATION**

### **FERRIS-GRAND RAPIDS**

Ferris-Grand Rapids campus includes the Applied Technology Center at 151 Fountain St. NE and the Kendall/Ferris building at 17 Fountain St. NW. Both facilities are conveniently located in downtown Grand Rapids.

The ATC offers 170,000 square feet of instructional and office space including computer, computer aided design, electronics, manufacturing, materials testing, plastics and heating, air conditioning and refrigeration labs. In addition, the ATC houses an auditorium, banquet and teleconferencing facilities.

In 1996 the Board of Trustees of Kendall College of Art and Design voted to merge Kendall with Ferris State University. This decision initiated a greater commitment on behalf of Ferris to expand programming in Grand Rapids and resulted in the purchase of an additional facility at 110 Ionia NW. Kendall College of Art and Design educates its students to be leaders in the arts. It provides a dynamic learning environment that prepares its students to be "working artists" and to achieve professional careers in art and design.

In 1999 Ferris-Grand Rapids established The College of Professional and Technological Studies (CPTS) to provide greater flexibility in developing academic programs that meet the needs of business, industry and the community at large. CPTS will offer career-focused baccalaureate and masters degrees, professional development certificates, standard college and customer responsive courses, customized training courses, distance learning courses, and prior learning assessment services to advance students' career goals.

The Kendall/Ferris building offers classrooms, gallery space, and IBM and MAC computer lab facilities and houses the Kendall/Ferris bookstore and programs of Kendall College of Art and Design.

Today Ferris-Grand Rapids offers more than 25 professional development certificate, associate, bachelor and master degree programs and serves as a model for Ferris' growth across the State of Michigan.

### **CAMPUS MEDIA**

Ferris offers students a variety of media, including a campus newspaper and local cable system (Channel 7). *The Torch*, which is published weekly, informs students of University news, events, and other related campus issues. FSU-TV Cable 7 serves the campus and community with educational and public service television programming. The *FYI* is an internal newsletter published weekly for faculty and staff with limited student distribution, and the *Crimson & Gold*, published three times yearly, is aimed at keeping alumni and other key audiences informed. Some of the colleges and programs on campus also publish their own alumni publications.

### **INTERNATIONAL AFFAIRS**

The Office of International Affairs is located on the third floor of Bishop Hall. It is responsible for the administration of international programs. The office has four primary areas: 1) the Intensive English Program which provides international students with training in English to prepare them for entering the University; 2) Study Abroad and International Exchange Programs, allowing Ferris students to study in destinations throughout the world; 3) advising of all international students, and assisting departments in bringing international scholars to campus; 4) recruitment and admissions of all international students.

## **GENERAL INFORMATION**

### **FERRIS LIBRARY FOR INFORMATION, TECHNOLOGY, AND EDUCATION (FLITE)**

**The Ferris Library for Information, Technology and Education (FLITE)** first opened its doors on March 12, 2001, as a premier research facility integrating modern technology with traditional information resources. Designed for flexibility and versatility, FLITE will continue to adapt to the world's advancing digital age. The Library houses 300 new desktop computers, over 1,000 live ports to accommodate expansion/laptop access, and seating for more than 1300 visitors, including more than 45 individual and group study rooms. Among its customer service oriented attributes, FLITE contains an extended-hours study area, a family study room for visitors accompanied by children, and a food court with vended beverages and snacks. Students using the Library have access to a multimedia laboratory designed for experimenting with new technologies including scanners, CD burners, video-editing software, and digital still cameras. An adaptive technology laboratory facilitates the learning and research of students requiring special accommodations.

FLITE serves as a gateway to a variety of information resources available both on-site and remotely in print and digital formats. FLITE houses a collection of over 340,000 volumes. As a Federal Depository Library for U.S. documents and a Patent and Trademark Depository Library, FLITE offers users access to vast amounts of government information. Subscription databases, many containing full-text journal articles, and print journal subscriptions give users access to nearly 10,000 journals. The Library's online catalog as well as many of the University's digital resources are available through the Library's Web site at <http://www.ferris.edu/library/>. Interlibrary loan and document delivery services are offered to all faculty, staff, and students, including off-campus students, allowing users access to an immeasurable number of additional resources. Faculty, staff, and students can receive help using these resources by calling the Library, filling out electronic forms on the Web site, or stopping by the North Service Desk in FLITE. Patrons can also receive personal assistance from subject specialist librarians.

FLITE takes full advantage of advanced technologies to expand opportunities for teaching and learning. The Library contains three instructional studios equipped with 20-30 computer stations, instructor station, sound and projection equipment, TV/VCR, and DVD. Additional equipment is available upon request. These studios allow librarians and other faculty to teach students information seeking and critical thinking skills necessary to evaluate the burgeoning mass of available information resources. The information literacy program starts with the basics in Ferris State University Seminar (FSUS) courses and provides instruction in specialized library use and research to classes upon request of instructors. In addition to instructional studios, FLITE also contains 6 seminar rooms of varying sizes to accommodate classes or meetings.

FLITE also houses the Instructional Technologies Center and the Center for Teaching, Learning, and Faculty Development. Along with traditional library services, these units represent a broad spectrum of information and instructional resources. The three units work collaboratively to provide teaching faculty with one stop access to information specialists and media development personnel who can assist in locating information for course content and creating instructional materials in a variety of multimedia formats.

## GENERAL INFORMATION

### **Ferris Library for Information, Technology, and Education (FLITE) 2000-2001 Statistics**

#### **Services**

Hours open	97/week
Average daily attendance (Sept./Oct. 2001)	2,019
Library instruction sessions	214
Students participating in sessions	4,768
Tours of FLITE	163
Participants in tours	1,653
Reference questions	21,833

#### **Access/Holdings**

Total volumes (books and bound journals)	341,132
Periodical subscriptions (print and microform)	2,528
Periodical titles available in all formats including databases	ca. 9,300
Electronic databases	87
New monograph titles purchased	4,068
Archival holdings (linear feet)	891.1
Public computer workstations	ca. 300

Source: LIS

## **GENERAL INFORMATION**

### **KENDALL COLLEGE OF ART AND DESIGN OF FERRIS STATE UNIVERSITY**

Kendall College of Art and Design in Grand Rapids, Michigan, began in 1928 through a generous endowment provided by Helen M. Kendall as a memorial to her husband, David Wolcott Kendall, known as the Dean of American Furniture Designers. Helen Kendall envisioned a school whose graduates would be leaders in the world of art and design, and throughout its history, Kendall College of Art and Design has prepared generations of students for careers as professional artists and designers. In addition, Kendall College of Art and Design is an active partner with the community, annually providing more than 2,000 children and adults with the opportunity to pursue courses in art and design through one of the richest and most varied continuing studies programs in the United States.

In 1996, the Board of Trustees of Kendall College of Art and Design voted to merge Kendall with Ferris State University, a process that was completed in December 2000. In combining these two distinctive institutions, the Boards of both Kendall and Ferris forged a union that offers students the educational opportunities and strengths of each institution.

The mission of Kendall College of Art and Design of Ferris State University is to educate its students to be leaders in the arts by nurturing creative and intellectual excellence; to promote in its students an awareness of social responsibility; to provide a dynamic professional environment; to move the institution toward national prominence; and to support institutional integrity through resource development.

As part of Ferris State University, Kendall College of Art and Design is accredited by:

The Commission on Institutions of Higher Education  
Of the North Central Association of Colleges and Schools  
30 North LaSalle Street, Suite 2400  
Chicago, IL 60602  
800.621.7440

Kendall College of Art and Design of FSU is an accredited institutional member of:

The National Association of Schools of Art and Design  
11250 Roger Bacon Drive, Suite 21  
Reston, VA 22090  
703.437.0700

The Interior Design program is accredited by:

The Foundation for Interior Design Education Research  
60 Monroe Center NW  
Grand Rapids, MI 49503-2920  
616.458.0400

Kendall College of Art and Design of Ferris State University is authorized under the laws of the State of Michigan to grant:

Bachelor of Fine Arts in:	Fine Arts Drawing
	Fine Arts Painting
	Fine Arts Functional Art
	Fine Arts Photography
	Fine Arts Printmaking
	Fine Arts Sculpture
	Furniture Design
	Illustration
	Industrial Design
	Interior Design
	Visual Communication
Bachelor of Science in:	Art History
Masters of Fine Arts in:	Drawing
	Painting
	Photography
	Printmaking
	Dual Concentration

## **GENERAL INFORMATION**

### **POINTS OF INTEREST**

**Alumni Building** (1929) - The oldest building on campus and the only building to survive the fire in 1950. Classrooms and faculty offices for the College of Arts and Sciences are in this building. It also houses the UCEL office, Communications Center and Institutional Research and Testing offices.

**Arts and Sciences Commons** (1996) - houses Arts and Sciences faculty and administrative offices, the Card Wildlife Education Center, the Math Science Technology Center, and features "The Visionary," a mural – one of the largest of its type in the world – depicting the history of FSU, and the Writing Center which provides peer tutoring to assist students with writing and study skills. This building connects the Science and Starr Buildings.

**Automotive Center** (former Technical and Applied Arts Center) (1956) - Comprises the instructional and lecture facilities for Automotive Services, Automotive Body and Auto and Heavy Equipment Management.

**Business Building** (1970) - Houses the auditorium, classrooms and offices of the College of Business. Extensive terminal and mainframe computer facilities include one of the state's largest "library concept" microcomputer laboratories used for educational purposes.

**Bishop Hall/College of Education** (1967) - Built as a residence hall, it was remodeled in 1986 to house the College of Education administrative offices and classrooms and the Intensive English program. It also houses the office of the President, Academic Affairs, and Budgetary Planning.

**Construction Technology Center** (1962) - Provides lecture facilities for the Energy Systems Technology and Construction Engineering Technology program areas.

**Creative Arts Center** (1965) - This building houses the studios, classrooms, and faculty offices needed for the Studio Arts in the College of Arts and Sciences.

**Ewigleben Sports Complex/Ice Arena** - Comprises two indoor ice rinks and a recreational wing with facilities for intercollegiate hockey, recreational hockey and skating, basketball, and volleyball, all completed in 1975. An addition completed in 1981 includes a combative room, fitness and sports medicine facilities and a mini-arena.

**G. Mennon Williams Auditorium** (1962) – This facility houses FSU's theater program and also serves as the major multipurpose auditorium for the FSU campus. With seating for 1,799, Williams Auditorium hosts musical, dramatic, cultural, and convocation events throughout the year. It also is available for public rental use when scheduling allows.

**Heavy Equipment Center** (1987) - A 52,000-square-foot building accommodating students in the heavy equipment and auto programs. The HEC building is the largest facility in the country dedicated to training heavy equipment and heavy duty engine technicians.

**Instructional Resource Center** (1969) - Contains large lecture halls, distance learning room, television studio, and media services for the whole campus.

## **GENERAL INFORMATION**

**Holiday Inn Hotel and Conference Center** (1993) - The facility is located adjacent to the Katke Golf Course and overlooks the campus. The complex houses 16,772 square feet of meeting facilities, 118 guest rooms, banquet facilities and a restaurant. The conference facilities are used for continuing education activities, conferences and workshops.

**Katke Golf Course** (est. 1974) - Katke is a full service 18-hole championship golf course that measures 6,729 yards (slope rating 130) from the back tees, 6,174 (slope rating 124) from the middle tees and 5,355 (slope rating 124) from the forward tees. The state-of-the-art practice facility includes 100,000 square feet of grass teeing space, six target greens, a large short game area that includes a chipping area and bunker for greenside or fairway bunker shots and 2 practice greens with over 15,000 square feet of space. The practice facility is encompassed by a 3-hole practice course that includes two par 4's measuring 325 yards each and a 150 yard par 3. Our full service clubhouse sits atop the highest point in Mecosta County with excellent views back to campus. The clubhouse facilities include the Founders Grille Restaurant which features burgers, sandwiches and a wide selection of appetizers, a 1,000 square foot multi-purpose room that holds up to 75 people for meetings or small parties; men's and women's locker rooms and a golf shop stocked complete with all of your golfing needs. A staff of PGA Golf Professionals is available to provide tournament services, golf clinics, private video lessons and club fittings by appointment. The golf course is conveniently located adjacent to the Holiday Inn Hotel and Conference Center on the far west point of campus.

**Michigan Art Walk** (1996) - The Ferris Renaissance is a 20-year vision for aesthetically improving the Ferris State University campus. The Michigan Art Walk is one component of Ferris Renaissance whereby original pieces of art work created by Michigan artists are installed throughout campus and linked by a meandering pathway, ultimately reaching into the Big Rapids community. The inaugural sculpture of the Michigan Art Walk, by Ann Arbor-based artist Barron Naegel, was installed in the fall of 1996. Also installed as part of Ferris Renaissance in the fall of 1996 were a wall sculpture by Daniel Roache, under the auspices of the Presidential Art Collection, and the main panel of Robert Barnum's "The Visionary," which depicts the history of Ferris State University. Ferris Renaissance continued with the unveiling of "Escape," an outdoor sculpture by R. Farrington Sharp, on October 17, 1997. The side panels of "The Visionary" were unveiled on February 20, 1998, completing Barnum's triptych. "Totem Stack," a sculpture by Ferndale artist Albert Young, was unveiled on May 7, 1998. "Muse" by Irina A. Koukhanova, was dedicated on November 19, 1998, and sculptor Fritz Olsen's "Ripples" was unveiled November 19, 1999. Lois Teicher's functional piece, "Bench With Three Deep Seats," was dedicated on June 14, 2000. "Ferris Arch," a limestone sculpture by Kenneth Thompson, dedicated October 10, 2001, is the latest addition to the Michigan Art Walk.

**Music Center** (1962) – The Music Center is located at the heart of the campus at the foot of the Carillon Clock Tower on the south end of the quad "green space" and just north of Top Taggart Field (football stadium). This facility offers rehearsal and practice space for all varieties of ensembles. The band room can accommodate groups of up to 100 musicians and the Choral Room provides room for 60 musicians. Private practice rooms are available and are ideal for individual practice or small groups of 2-3 persons. Each practice room contains an acoustic piano. The Humanities Department maintains these instruments (regular tuning, etc.) as a service to currently enrolled students. The piano lab has 12 stations (full size keyboards) that are used for group instruction and practice for those enrolled in music classes. The music faculty and ensemble director's offices are also in the Music Center.

## **GENERAL INFORMATION**

**National Elastomer Center for Rubber and Plastics Technology** (1998) - This state-of-the-art facility was opened in September 1998, the only one of its kind in the nation. Elastomers are a combination of rubber and plastic compounds used in a variety of applications in the automotive, defense, appliance and other industries.

**Pennock Hall/Michigan College of Optometry** (1968) - Built as a residence hall, it was renovated in 1977 to serve as the permanent home for the Michigan College of Optometry at F.S.U.

**Pharmacy Building** (1972) - Designed to house all operations of the College of Pharmacy, including specialized laboratories and the model pharmacy, and also contains an antique pharmacy exhibit.

**Presidential Art Collection** (1996) - Daniel Roache was chosen as the first contributor for a collection featuring commissioned works by Michigan artists honoring Ferris presidents. His aluminum, wall-mounted sculpture representing the seven academic colleges hangs in the Williams Auditorium lobby. A bronze bust of President Byron Brophy by Midland sculptors James S. Hopfensperger and Joan Hopfensperger-Most was dedicated on April 30, 1999. It is on display in the Ferris Library for Information, Technology, and Education (FLITE).

**Racquet Facility** (acquired in 1980) - The facility contains tennis and racquetball courts and weight lifting and aerobics facilities for intramural and intercollegiate athletics and is open to the general public.

**Rankin Center** (1957) - Remodeled and updated in 1987, it is the hub of campus, housing the James L. Lundberg Bookstore, recreational facilities, offices for the student newspaper, student government and various other student organizations, catering/booking offices and the Ferris Art Gallery. On the administrative side, there are offices for minority affairs, student judicial services, student activities, career services, personal counseling, the vice president for student affairs and the dean of student life. Additional services include three dining facilities, meeting rooms and a large ballroom/banquet room.

**Science Building** - Originally built in 1956, remodeled and expanded in 1967, completely renovated in 1997, this building provides teaching auditoria, classrooms, and science laboratories for the College of Arts and Sciences, as well as the Rawlinson Observatory, John and Rhea Smith Greenhouse, and Ritz Reading Room.

**Victor F. Spathelf College of Allied Health Sciences** (1979) - This four-level structure contains the specialized classrooms, laboratories and offices for the students, faculty and administration of the College of Allied Health Sciences.

**Starr Building** (1961) – Completely renovated in 1995, students now enjoy new furnishings, state-of-the-art instructional equipment, multimedia labs, study rooms and lounges. It is FSU's largest general classroom building and houses the administrative offices for University College and the Educational and Career Counseling Center; Williams Auditorium, where dozens of live performances and special events are offered each year; and The Jim Crow Museum, a privately donated collection of American racist memorabilia artifacts.

## **GENERAL INFORMATION**

**Student Convocation Center/Wink Arena (1999)** – The 42,000 square foot facility, located adjacent to the Ewigleben Ice Arena, seats 2,400, including prime sections of chair-back seating. The building complex features an expanded lobby that adjoins the Ice Arena with a new pro shop, concession stands, and a display for the Bulldog Hall of Fame. This new center serves as the home for the FSU men and women's basketball programs, and is also used for commencement exercises, major concerts, and special events.

**Student Recreational Center (1998)** - The former HPE/Wink Arena building was remodeled and reopened August 30, 1998. The facility gives students, faculty and staff a modern gymnasium, weight room, aerobic room, exercise machines and elevated track. A student lounge, indoor swimming pool, spa, and 40-foot climbing wall was completed in 1999.

**Swan Technical Center (1966)** - Many College of Technology department offices, classrooms, and laboratories designed specifically for engineering technology instruction are located in this building.

**Technology Transfer Center (TTC)** (donated in 1984 by Hitachi Metals International) - This 9,000-square-foot building, located off-campus on Big Rapids' east side, contains a fully equipped multi-media computer laboratory, classrooms, a conference room and offices (for more information see page 10).

**Timme Library (1967)** - The Abigail S. Timme Library, which bears the name of a Ferris alumna and benefactress, is a 59,000 square foot, three-level building situated in the heart of campus. Construction of the new Timme Center for Student Services is scheduled for a June 2002 completion.

**Ferris Library for Information, Technology, and Education (FLITE)(2001)** - Located in the heart of the recently redesigned main campus, FLITE combines the collections and services of the former Timme and Health Science Libraries and houses the Center for Teaching, Learning, and Faculty Development and the Instructional Technologies Center. At 173,000 sq. ft., FLITE is nearly three times the size of the former Timme Library and features a variety of public work and study spaces, total seating capacity of 1,300, shelving for 440,000 items, and over 600 active ports for computer connectivity. FLITE is a Patent and Trademark Depository Library for western lower Michigan, one of three such sites in the state. Additionally, FLITE is a depository for U.S. Bureau of the Census and State of Michigan publications.

**Tot's Place** (instituted 1987) - Located on the first floor of Bishop Hall, Tot's Place is the laboratory for the child development program. Tot's Place provides childcare for children of students and faculty/staff as well as Big Rapids community residents.



## **GENERAL INFORMATION**

### **GIFTS TO THE UNIVERSITY**

Directed by the Ferris faculty and staff, private giving to the University in fiscal year 2001 totaled \$7,938,772 including cash contributions of \$2,379,775 and in-kind gifts of \$5,558,997.

Cash gifts to the Ferris Foundation in 2001 totaled \$3,265,110.

Contributions may be made in many ways:

- Phoenix Society: \$100,000 in cash or in-kind gifts or \$150,000 in irrevocable deferred giving (individuals or companies)
- Old Main Society: \$50,000 cash or \$75,000 in irrevocable deferred giving (individuals only)
- Founder's Club: \$25,000 in cash or pledge to be paid over 10 years, or \$75,000 irrevocable deferred gift
- Presidents Club: \$10,000 in cash or in-kind gifts payable over a 10-year period, or a \$35,000 life insurance policy, charitable remainder trust or by other irrevocable deferred arrangements (individuals only)
- Annual giving clubs: Dean's Club (\$500-\$999) with funding designated to a specific College or program
- Bulldog Club: Gifts designated to support athletic programs. Top Dog (\$1,000), Coach (\$500), Captain (\$250), Booster (\$100), Friend (\$50)
- Gifts from alumni and parents
- Gifts from business and industry, including cash, equipment and materials
- Gifts and grants from foundations
- Matching gifts (companies or corporate foundations match their employees' gifts to Ferris from a one-to-one to a four-to-one ratio)
- Gifts in memory or in honor of individuals
- Gifts through naming Ferris State University as a beneficiary in estate plans

# **GENERAL INFORMATION**

## **FERRIS STATE UNIVERSITY CALENDAR**

### **Fall Semester, 2001**

Aug. 22-24	Registration
Aug. 27	Classes begin
Sept. 3	Labor Day - no classes
Sept. 4	Classes resume
Oct. 17	Mid-term warnings due
Nov. 1	Last day for approved unqualified W grade
Nov. 22	Thanksgiving recess begins
Nov. 26	Classes resume
Dec. 7	Last day of classes
Dec. 10	Examination week begins
Dec. 14	Last day of examination week
Dec. 15	Fall Commencement

### **Winter Semester, 2002**

Jan. 9-11	Registration
Jan. 14	Classes begin
Jan. 21	Martin Luther King Day - no classes
Mar. 9	Spring recess begins
Mar. 18	Classes resume
Mar. 28	Easter recess begins
Apr. 1	Classes resume
May 3	Last day of classes
May 6	Examination week begins
May 10	Last day of examination week
May 11	Spring Commencement

### **Summer Semester, 2002**

May 20	Registration
May 21	Classes begin
May 27	Memorial Day - no classes
May 28	Classes resume
July 4-5	Independence Day recess - no classes
Aug. 15	Last day of summer semester classes

## GENERAL INFORMATION

### TELEPHONE NUMBERS (frequently used)

The telephone number for the Ferris State switchboard is (231) 591-2000; the telephone operator can assist you. Most colleges, departments and offices also have their own numbers. Some frequently called numbers are listed below:

#### **Academic Deans Offices**

College of Allied Health Sciences.....	591-2270
College of Arts and Sciences .....	591-3661
College of Business .....	591-2420
College of Education & Human Services .....	591-3646
Michigan College of Optometry at F.S.U.....	591-3700
College of Pharmacy .....	591-3780
College of Technology.....	591-2890
University College.....	591-2428

#### **Student Services**

Admissions .....	591-2100
Institutional Research & Testing.....	591-3628
Business Office.....	591-2125
Career Services.....	591-2685
Financial Aid .....	591-2110
Orientation .....	591-2105
Registrar .....	591-2790
Residential Life (Housing) .....	591-3745
Birkam Health Center .....	591-2614

#### **General**

Alumni Relations.....	591-2345
Athletic Department .....	591-2860
Library.....	591-3602
University Center for Extended Learning .....	591-2340
Public Safety.....	591-5000
Rankin Student Center .....	591-5916
Student Activities .....	591-5936
University Advancement & Marketing .....	591-3815

#### **Kendall College of Art & Design            616-451-2787**

Registrar .....	EXT 141
Admissions .....	EXT 109
Library.....	EXT 122
Student Business Services.....	EXT 113
Financial Aid .....	EXT 112
College Counselor .....	EXT 136

# **GENERAL INFORMATION**

## **EDUCATIONAL GRANTS AND SCHOLARSHIPS**

### **FEDERAL**

The Federal Pell Grant  
The Supplemental Educational Opportunity Grant

### **STATE**

The Michigan Educational Opportunity Grant Program  
The Michigan Adult Part-Time Grant Program

### **INSTITUTIONAL**

Founder's Scholarship  
President's Scholarship  
Dean's Scholarship  
Valedictorian/Salutatorian Award  
Residential Life Scholarship

### **GRANTS AND SCHOLARSHIPS**

1968 Football Scholarship  
Alumni Scholarship  
American Society for Quality Control Scholarship  
Amerikam Scholarship  
Architectural Building Products Scholarship  
AITP Scholarship  
Athletic Grants (Individual Sports)  
Automotive Aftermarket Industry Association Scholarship  
The W.J. Beegle Memorial Scholarship  
Helen Bennett Memorial Award  
The P. Berry Intensive English Scholarship  
George Marcus Bowlby Scholarship for Non-traditional Students  
Dick Brammer Scholarship  
Robert J. Brauer Memorial Accountancy Award  
Burke, Craig Scholarship  
Col. of Business Student Emergency Loan Fund  
John Celestino Endowed Scholarship  
Brian Chapman Memorial Professional Golf Management Scholarship  
CIS Department Scholarship  
CLS Scholarship  
The Elizabeth Claucherty Endowed Scholarship  
Gilbert Cobb Scholarship  
College of Business Leadership Scholarship  
Frances Carnahan Chapman-Margaret Carnahan Court Scholarship  
Creswell, Mary Scholarship  
Cummins Inc. Scholarship  
Daudi Book Scholarship  
Davenport, O. Foundation  
DECA Scholarship  
The William E. Dengler Memorial Pharmacy Scholarship  
Dental Health Professionals Dental hygiene Scholarship  
Detroit Renaissance  
Disabled Student Scholarship  
Wm. J. Donahue Vocal Music Endowment  
Paul Douglas Teacher Scholarship Awards  
J. P. Draugalis Endowment  
Gregory Dreuth Memorial Scholarship  
Dykstra Food Service Scholarship

Source: Investments/Grants Office

Source: Financial Aid Office

### **FIRST TIME 2001 FRESHMAN SCHOLARSHIPS**

<u>Scholarship</u>	<u># Awarded</u>	<u>Total Amount</u>	<u>Total Each</u>
Founder's	6	\$36,000	\$6,000
President's	37	\$172,790	\$4,670
Dean's	197	\$689,500	\$3,500
Residential Life	477	\$954,000	\$2,000

### **GRANTS AND SCHOLARSHIPS CONT.**

EDS Automotive/Heavy Equipment Management  
The Dean and Mrs. Ben Fairman Scholarship Fund  
Steven Falcone Memorial Scholarship Award  
The Federated Garden Clubs of Michigan Scholarship  
Mary C. Feint Surveying Scholarship  
FSU Alumni & Friends Scholarship  
FSU Dining Service Scholarship  
Farmers Insurance Group  
Fenn & Associates  
Finishmaster Automotive/Heavy Equipment Scholarship  
Football Scholarship  
Ford Motor Company Scholarship  
Foundation for Excellence Scholarship  
Friar, Frances Memorial Scholarship  
The Ernie Fuller Scholarship  
W.S. Garrison Living Scholarship  
Gerace Construction Co. Inc. Scholarship  
Harold E. Glass Pharmacy Student Assistance Fund  
Association of Golf Exhibitors Scholarship  
The James A. Gould Memorial Pharmacy Student Assistance Fund  
Governors Career Scholarship  
Michigan Mechanical Contractor Association Scholarship  
Susan Greene Memorial Scholarship  
Edward M. Griffin Memorial Education Scholarship  
HS Die Engineering, Inc.  
Charles Hampton Scholarship  
Ed Harris Memorial Scholarship  
Mary Ann Hashimi Endowment  
Heat, Vent, AC, Engineering Scholarship  
Alan A. Heisler Memorial Scholarship (CIS Development-College of Business)  
The Kurt Helthaler Endowed Memorial Ophthalmic Dispensing Award  
Willis J. Heyl Award in Pharmacognosy  
Hoexum Scholarship  
Orville C. Hoffman, Jr. Endowed Scholarship  
George N. Holcomb Memorial Scholarship Fund  
Home Builders of Mecosta County  
Hospitality Management Scholarship  
Hurst Mechanical, Inc./Refrigeration Engineering, Inc. Scholarship  
Independent Printing Co., Inc. Annual Scholarship  
Insurance Scholarship  
Intensive English  
Japanese Parent's Textbook Scholarship  
Chas. Jehnsen Heavy Equipment Endowment  
Jordan, R & A Scholarship  
The Jerry Jourdain Endowed Memorial Scholarship  
J.M. Juran Scholarship  
Victoria Kam Scholarship  
Dee Kap Memorial Scholarship  
Karlis K. Kazerovskis Endowed Scholarship  
The Fred W. Kellogg Scholarship  
Kelso-Battle Scholarship  
Kiwania, Charlotte Scholarship  
Charles J. Kodis Advanced Indust'l Automation  
Korean Students Scholarship

Source: Investments/Grants Office

Source: Financial Aid Office

## **GENERAL INFORMATION**

### **GRANTS AND SCHOLARSHIPS CONT.**

The Maude Korstange Scholarship  
Marty Lass Golf Scholarship  
Jack and Karen LeBarre Scholarship  
The Ruby MacNeill Endowed Memorial Scholarship  
Donald and E. Lyle Magee Scholarship  
Dr. Mijay Mahida Surveying Scholarship  
Minnie Mould Marsh Endowed Scholarship  
Stephen Edward Martin Memorial Award  
The Julia B. McCormick Scholarship Fund  
McNaughton/McKay Scholarship  
Meijer Inc. Pre-Senior Scholarship Award  
Michigan Air Conditioning Scholarship  
Michigan Construction Equipment Dealers Association Scholarship  
Michigan Dairy/Kroger Scholarship  
Michigan Mech Cont. Association Scholarship  
Mid Michigan Engineering & Survey Co., Inc. Scholarship  
Mid Michigan MSCA Scholarship  
Minority Student Academic Opportunity  
Moffett, R. FFA Scholarship  
National Service Education Scholarship  
Jack M. Newcomb  
O'Brien, Quy Scholarship  
Outer Drive Hospital Auxiliary Scholarship  
Outside Scholarship  
Outside Scholarship YR-00  
P & S Local 190 Scholarship  
Warren C. and Beverly A. Parker Scholarship Endowment  
R. Parks & M.L. King Scholarship  
Parsons, M. Godfrey Scholarship  
The Perialas Challenge  
Peticolas Mfg. Tool Scholarship  
Pharmacists Mutual Scholarship Award  
Popovich Academic Scholarship  
The David P. Prior Scholarship  
The Allen Puterbaugh Scholarship  
RC/FSU Dist. Alumni Scholarship  
Mylo Ragan Endowed Scholarship  
Ed Redwood Scholarship  
Geff Reinke Endowed Scholarship  
Reitz, H. Reading Room Support  
Reith Riley Construction Scholarship  
Thomas Reuther Scholarship  
Rite-Aid Junior Scholarship Award  
Rossi, Oswald Memorial  
Rubber Mfg. Assoc. Scholarship  
Joseph D. Sasaki Scholarship Fund  
Bill & Lynne Scheible Scholarship  
H. & B. Schwarzbach Scholarship  
Jim Shane Scholarship  
Mike Shira Health Systems Management Scholarship  
Shopko Pharmacy Scholarship Award  
Norm Sievert Memorial Scholarship  
John R. Smith Memorial Endowed Leadership Scholarship  
Walter J. Stevenson Scholarship Fund  
Harry S. Swartz Pharmacy Administration Award  
Ronald Keith Strohkirch Memorial Scholarship

Source: Investments/Grants Office

Source: Financial Aid Office

### **GRANTS AND SCHOLARSHIPS CONT.**

George Storm Memorial Tech'l Teacher Ed.  
Anne Szabunia Memorial Scholarship  
Fred E. Taylor Endowed Scholarship  
Tech Edu Scholarship  
Thapa K. Surveying Scholarship  
Theta Alpha Sigma Scholarship  
Toyota Higher Ed Program  
C. Alan Tressler Memorial Scholarship Fund  
Daniel Tyler Scholarship  
Upper Division Academic Scholarship  
Urban Land Consultants Scholarship  
Dr. Robert VanHoven Memorial Award  
The Helen Ferris Vartan Scholarship Fund  
The Dr. Andrea L. Warfield Memorial Endowed Scholarship  
Weeks-Lakin Optometry Scholarship  
Dieter H. Weiss Award  
J. J. Wheeler Scholarship  
Dean A. Whitehead Memorial Scholarship  
Robert F. Williams Scholarship  
Zakov Family Endowed Scholarship  
Zeiss, Carl Optical Scholarship

### **INSTITUTIONAL LOANS**

Roger Allen Student Assistance Fund  
Allied Health Loan  
Alumni Loan  
Roy Alvarado Memorial Loan Fund  
Walter Armbruster Memorial Loan Fund  
Bernice Behrens Student Assistance Fund  
G. Berden Loan  
Glenn C. Bond Memorial Loan Fund  
Steve Bordano Memorial Loan Fund  
Alden W. Brown Student Loan Fund  
Fern & William Brown Loan Fund  
A.G. Buchman Student Loan Fund  
Robert and Gertrude Burns Memorial Loan Fund  
College of Business Memorial Loan Fund  
Bush Memorial Loan Fund  
Addie & Earl Campbell Memorial Loan Fund  
Carlisle Memorial Fund  
Carr/South Emergency Loan  
Perry E. Converse Memorial Pharmacy Student Loan Fund  
Lynn H. Cook Memorial Loan Fund  
Lee W. Cookson Memorial Loan Fund  
Cronk Loan  
Cummings Loan  
Matilda Ann Dell Pharmacy Student Loan Fund  
Lowell DeMoss Memorial Student Loan Fund  
David M. Denbrock Memorial Loan Fund  
Discretionary Loan Fund  
Richard Faber Loan  
Carlton G. Ferris Student Loan Fund  
M. Lewis Fishman Memorial Loan Fund  
Walter H. Gillette Memorial Loan Fund  
Graphic Art Loan Fund

Source: Investments/Grants Office

Source: Financial Aid Office

## **GENERAL INFORMATION**

### **INSTITUTIONAL LOANS CONT.**

Clyde C. Heinonen Memorial Loan Fund  
Kurt Hellthaler Loan Fund  
Fern R. Holden Student Loan Fund  
Regina L. Stevenson Holt Memorial Loan Fund  
Ansel C. Hook Memorial  
Nancy Ingall Memorial Loan Fund  
Jordan, R & A Loan  
Karlis K. Kazerovski Endowment Loan  
Richard S. Labroff Loan  
Will Lane Pharmacy Student Assistance Fund  
Louis E. Legg Student Assistance Fund  
Lithocrafters and Bookcrafters Loan Fund  
Henry Lowsma Memorial Loan Fund  
Geraldine Travis MacGregor Memorial Loan Fund  
Herbert H. Martz Student Assistance fund for Pharmacy Students  
Gerrit Masselink Memorial Loan Fund  
Earl H. McCormick Memorial Loan Fund  
Michigan Association of Educational Secretaries Memorial Loan Fund  
Michigan State Federation of Women's Clubs Student Loan Fund  
William C. Moore Memorial Loan Fund  
Richard J. and Marion Morley Memorial Loan Fund  
James Morton Memorial Loan Fund  
Northern Michigan Road Commissioners Association Loan Fund  
Charles S. Neithercut Student Loan Fund  
College of Optometry Student Emergency Loan Fund  
Arthur E. Ormsbee Memorial Loan Fund  
Jay Oviatt Pharmacy Student Loan Fund  
Helena E. Paris Loan Fund  
Perry Drug Stores, Inc. Loan Fund  
College of Pharmacy Student Emergency Loan Fund  
Dr. Ralph Pino Memorial Loan Fund  
Francis R. Piper Loan Fund  
Orval Plank Memorial Loan Fund  
Leon Probst Memorial Loan Fund  
Dean Donald Rankin Loan Fund  
Redman Agency Inc. Student Loan Fund  
Dr. P & L Scholler Fund  
V.R. Sines Memorial Fund  
Max E. Smith Memorial Loan Fund  
Ronald M. Solomon Memorial Loan Fund  
Special Loan Fund  
Kenneth Spoerk Memorial Loan Fund  
Raymond W. Starr Student Loan Fund  
Fred W. Swan Memorial Student Assistance Fund  
Augusta Taisey memorial Loan Fund  
Abigail Timme Endowed Student Loan Fund  
Townsend and Buttum, Inc. Student Loan Fund  
Rueben E. & Gertrude A. Trippensee Memorial Loan  
Alma Lidell Tufveson Memorial Loan Fund  
Roy Clark Vandercook Memorial Loan Fund  
William C. Wolfinger Memorial Loan Fund  
Wolverine Club Student Loan Fund  
R.M. Wylie Student Loan Fund

Source: Investments/Grants Office

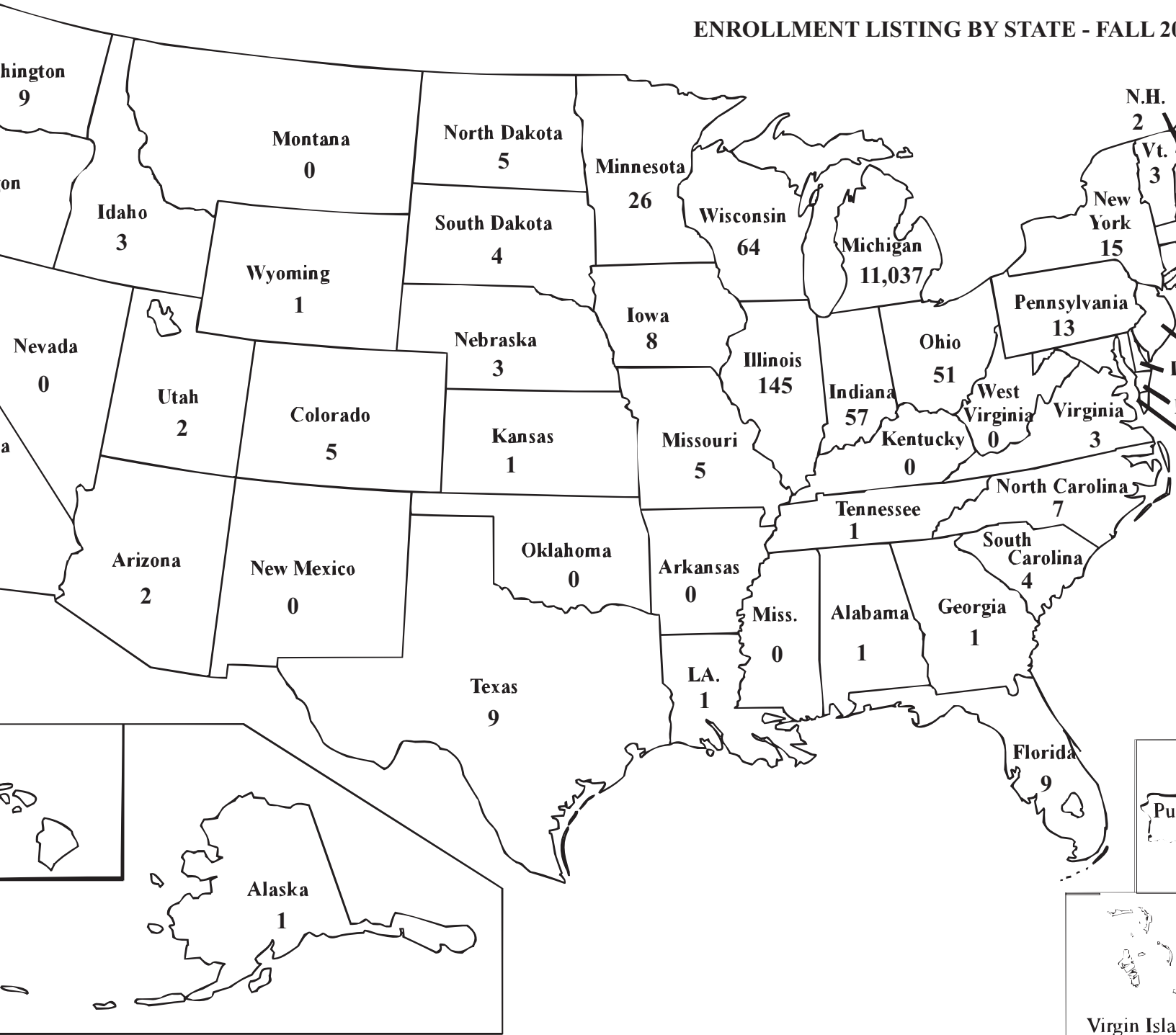
Source: Financial Aid Office



# Students/Enrollment

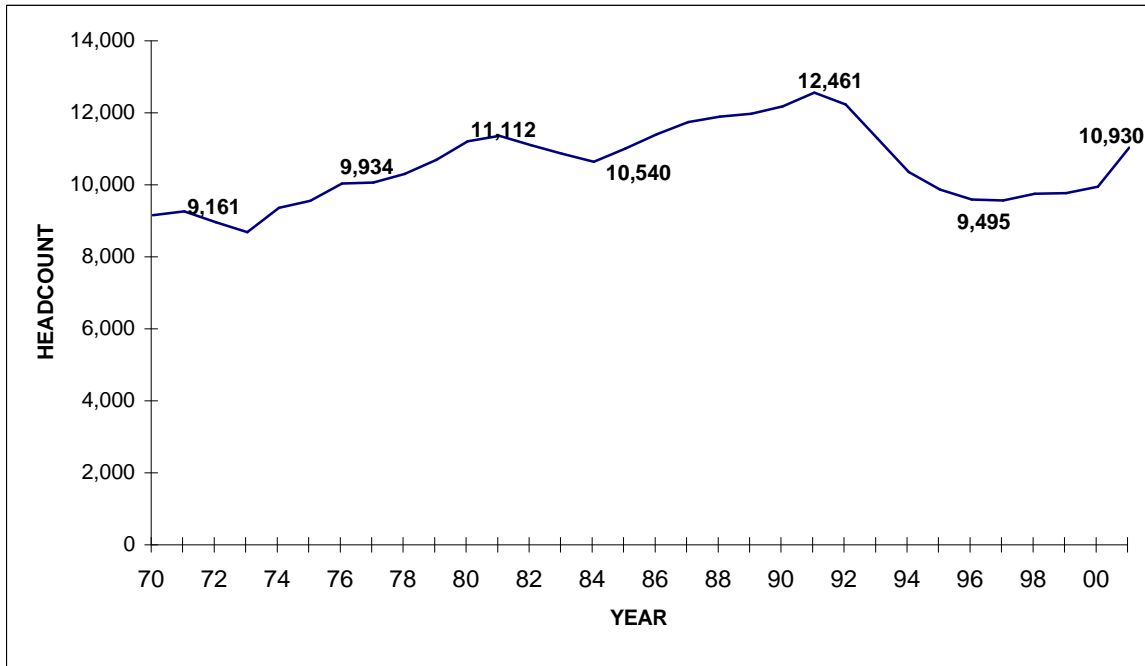


ENROLLMENT LISTING BY STATE - FALL 20



# STUDENTS/ENROLLMENT

## TOTAL HEADCOUNT ENROLLMENT



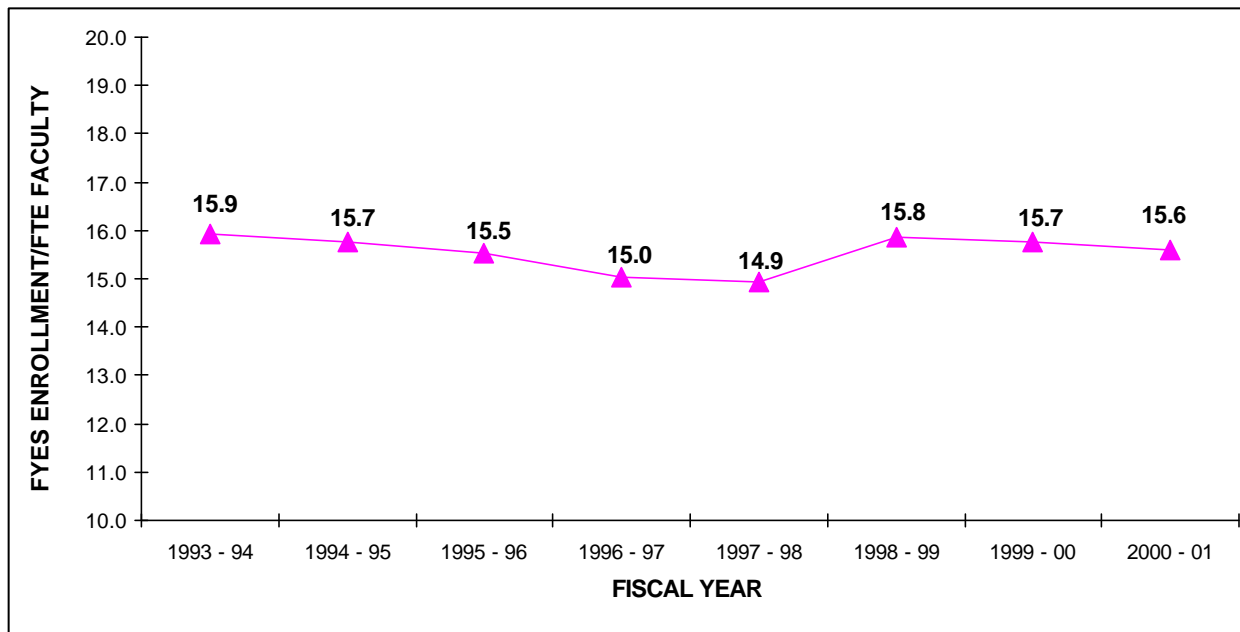
## FALL ENROLLMENT 1970 - 2001

<b>1970</b>	9,057	<b>1986</b>	11,310
<b>1971</b>	9,161	<b>1987</b>	11,643
<b>1972</b>	8,864	<b>1988</b>	11,792
<b>1973</b>	8,584	<b>1989</b>	11,878
<b>1974</b>	9,264	<b>1990</b>	12,076
<b>1975</b>	9,460	<b>1991</b>	12,461
<b>1976</b>	9,934	<b>1992</b>	12,134
<b>1977</b>	9,965	<b>1993</b>	11,188
<b>1978</b>	10,208	<b>1994</b>	10,258
<b>1979</b>	10,596	<b>1995</b>	9,767
<b>1980</b>	11,112	<b>1996</b>	9,495
<b>1981</b>	11,261	<b>1997</b>	9,468
<b>1982</b>	11,008	<b>1998</b>	9,651
<b>1983</b>	10,767	<b>1999</b>	9,668
<b>1984</b>	10,540	<b>2000</b>	9,847
<b>1985</b>	10,909	<b>2001</b>	10,930

Source: Office of Institutional Research and Testing

## STUDENTS/ENROLLMENT

### FULL YEAR EQUATED STUDENT (FYES) ENROLLMENT PER FULL TIME EQUATED (FTE) FACULTY 1993 to 2001



### STUDENT - FACULTY RATIO

	<u>FYES</u>	<u>FTE</u>
<b>1993 - 94</b>	9,868	619.37
<b>1994 - 95</b>	8,973	569.80
<b>1995 - 96</b>	8,434	543.23
<b>1996 - 97</b>	8,229	547.29
<b>1997 - 98</b>	8,164	546.70
<b>1998 - 99</b>	8,512	537.07
<b>1999 - 00</b>	8,527	541.55
<b>2000 - 01</b>	8,977	575.11

Source: State of Michigan HEIDI Database, Budget Office

## STUDENTS/ENROLLMENT

### 5-YEAR ENROLLMENT BY COLLEGE FALL SEMESTER

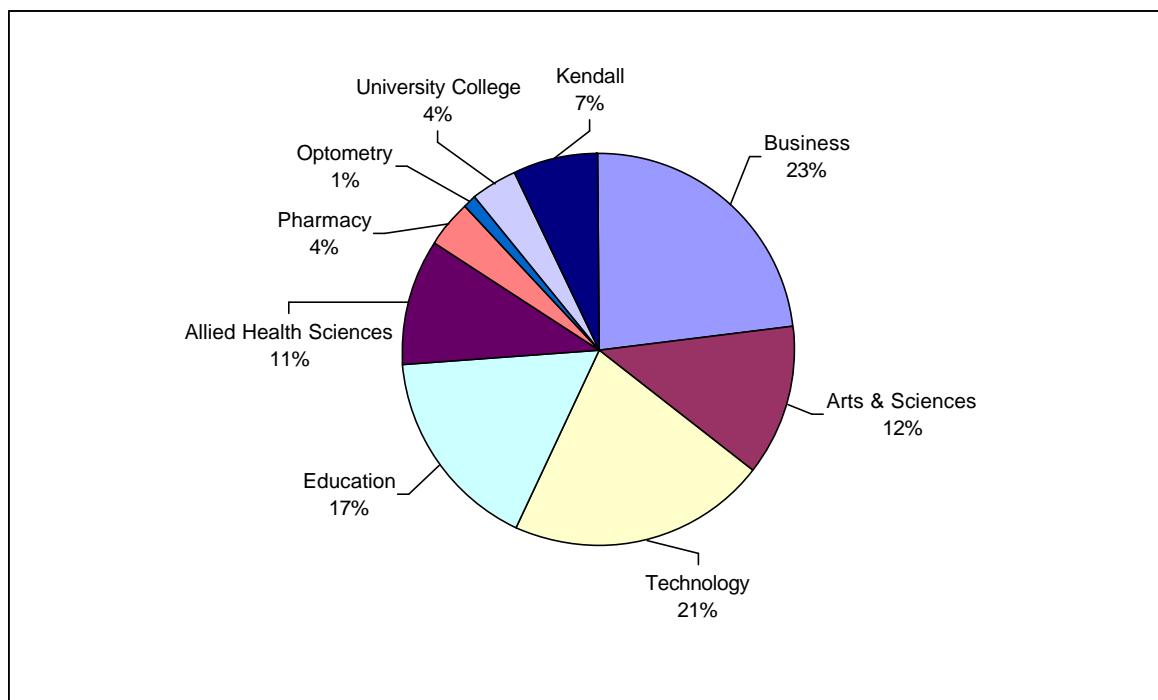
<u>COLLEGE</u>	<u>1997-98</u>	<u>1998-99</u>	<u>1999-00</u>	<u>2000-01</u>	<u>2001-02</u>
ALLIED HEALTH SCIENCES	1,361	1,282	1,146	982	1,155
ARTS & SCIENCES	1,315	1,328	1,346	1,236	1,333
BUSINESS	2,208	2,360	2,419	2,484	2,559
EDUCATION & HUMAN SERVICES	1,338	1,432	1,575	1,689	1,847
KENDALL COLLEGE OF ART & DESIGN*	0	0	0	0	764
MICHIGAN COLLEGE OF OPTOMETRY	152	152	123	131	133
PHARMACY	431	427	437	412	410
TECHNOLOGY	2,204	2,234	2,224	2,356	2,311
UNIVERSITY COLLEGE	459	436	398	557	418
<b>TOTAL</b>	<b>9,468</b>	<b>9,651</b>	<b>9,668</b>	<b>9,847</b>	<b>10,930</b>

\* FSU/Kendall merger effective January 1, 2001

Source: Office of Institutional Research and Testing

# STUDENTS/ENROLLMENT

## PERCENT OF STUDENTS BY COLLEGE FALL SEMESTER 2001



### STUDENT ENROLLMENT BY COLLEGE

ALLIED HEALTH SCIENCES	1,155
ARTS & SCIENCES	1,333
BUSINESS	2,559
EDUCATION & HUMAN SERVICES	1,847
KENDALL COLLEGE OF ART & DESIGN	764
MICHIGAN COLLEGE OF OPTOMETRY	133
PHARMACY	410
TECHNOLOGY	2,311
UNIVERSITY COLLEGE	418
<b>TOTAL</b>	<b>10,930</b>

Source: Office of Institutional Research and Testing

## STUDENTS/ENROLLMENT

### ENROLLMENT SUMMARY FALL 2001

	<u>FULL-TIME</u>		<u>PART-TIME</u>		<u>TOTAL</u>
<b>UNDERGRADUATE STUDENTS</b>	7,961	79%	2,131	21%	10,092
<b>GRADUATE STUDENTS</b>	25	6%	401	94%	426
<b>FIRST PROFESSIONAL STUDENTS</b>	406	99%	6	1%	412
<b>ALL STUDENTS</b>	8,392	77%	2,538	23%	10,930
<b>FTIAC'S *</b> (INCLUDED WITH UNDERGRADUATES)	2,138	97%	66	3%	2,204

\* IPEDS FTIACS includes F-T & P-T, degree seeking students who enrolled in summer and continued into fall.

	<u>MEN</u>		<u>WOMEN</u>		<u>TOTAL</u>
<b>TOTAL FULL-TIME</b>	4,646	55%	3,746	45%	8,392
<b>TOTAL PART-TIME</b>	1,206	48%	1,332	52%	2,538
<b>TOTALS</b>	5,852	54%	5,078	46%	10,930

	<u>FALL 2001</u>	<u>FALL 2000</u>	<u>DIFFERENCE</u>
<b>FTIAC'S **</b> (First Time In Any College)	2,298	2,297	1
<b>READMITS</b>	314	333	-19
<b>TRANSFERS</b>	1,239	995	244
<b>CONTINUING</b>	7,079	6,222	857
<b>TOTAL</b>	10,930	9,847	1,083

\*\* Includes all students, F-T, P-T, degree seeking and non-degree seeking.

	<u>FALL 2001</u>	<u>FALL 2000</u>	<u>FALL 1999</u>
<b>ON CAMPUS ENROLLMENT</b>	9,665	8,763	8,517
<b>OFF CAMPUS ENROLLMENT</b>	1,265	1,084	1,151

On and off campus figures are based on student major code.



# STUDENTS/ENROLLMENT

## COMPARATIVE ENROLLMENT REPORT BY COLLEGE

<u>COLLEGE</u>	<u>MEN</u>	<u>WOMEN</u>	<u>2001 TOTAL</u>	<u>2000 TOTAL</u>
<b>ALLIED HEALTH SCIENCES</b>	<b>129</b>	<b>1,026</b>	<b>1,155</b>	<b>982</b>
Bachelor Degree	72	289	361	322
Associate Degree	55	648	703	623
Undeclared Major	1	5	6	2
Certificate	1	84	85	35
<b>ARTS &amp; SCIENCES</b>	<b>449</b>	<b>884</b>	<b>1,333</b>	<b>1,236</b>
Bachelor Degree	152	371	523	501
Associate Degree	246	426	672	551
Undeclared Major	51	87	138	184
<b>BUSINESS</b>	<b>1,552</b>	<b>1,007</b>	<b>2,559</b>	<b>2,484</b>
Masters Degree	139	59	198	146
Bachelor Degree	1,246	746	1,992	1,927
Associate Degree	148	183	331	345
Undeclared Major	16	15	31	40
Certificate	3	4	7	26
<b>EDUCATION &amp; HUMAN SERVICES</b>	<b>856</b>	<b>991</b>	<b>1,847</b>	<b>1,689</b>
Masters Degree	86	78	164	149
Bachelor Degree	449	606	1,055	939
Associate Degree	242	181	423	459
Undeclared Major U.G.	12	22	34	34
Undeclared Major Grad.	23	32	55	24
Spec. Stu. (non-degree cert.)	44	72	116	84
<b>KENDALL COLLEGE OF ART &amp; DESIGN*</b>	<b>318</b>	<b>446</b>	<b>764</b>	<b>0</b>
Bachelor Degree	313	431	744	0
Masters Degree	1	8	9	0
Spec. Stu. (non-degree cert.)	4	7	11	0
<b>MICHIGAN COLLEGE OF OPTOMETRY</b>	<b>53</b>	<b>80</b>	<b>133</b>	<b>131</b>
O.D. Degree	53	80	133	131
<b>PHARMACY</b>	<b>166</b>	<b>244</b>	<b>410</b>	<b>412</b>
Pharm D Degree	96	183	279	161
Bachelor Degree	70	61	131	251
<b>TECHNOLOGY</b>	<b>2,102</b>	<b>209</b>	<b>2,311</b>	<b>2,356</b>
Bachelor Degree	1,057	98	1,155	1,079
Associate Degree	1,003	103	1,106	1,217
Undeclared Major	27	4	31	34
Certificate	15	4	19	26
<b>UNIVERSITY COLLEGE</b>	<b>227</b>	<b>191</b>	<b>418</b>	<b>557</b>
Associate Degree	177	138	315	557
Undeclared Major	50	53	103	
<b>TOTAL</b>	<b>5,852</b>	<b>5,078</b>	<b>10,930</b>	<b>9,847</b>

\* FSU/Kendall merger effective January 1, 2001

Source: Office of Institutional Research and Testing/REGR 4

**SCH/FTE/FYES**

**Student Credit Hours (SCH) Produced By Student Level**

<b>Fall Semester</b>	<b>Undergrad</b>	<b>Graduate</b>	<b>1st Prof</b>	<b>Total</b>
1997	114,110.0	1,317.0	2,616.0	118,043.0
1998	115,270.5	1,470.0	2,751.0	119,491.5
1999	115,032.5	1,797.0	3,062.0	119,891.5
2000	116,193.0	1,983.0	5,204.0	123,380.0
2001	126,089.0	2,306.0	6,977.0	135,372.0

**Full-Time Equated Student (FTE) By Student Level**

<b>Fall Semester</b>	<b>Undergrad</b>	<b>Graduate</b>	<b>1st Prof</b>	<b>Total</b>
1997	7,362	110	145	7,617
1998	7,436	123	151	7,710
1999	7,669	150	163	7,982
2000	7,746	165	292	8,203
2001	8,406	192	412	9,010

Note: Undergraduate calculation change. President's Council, State of Michigan definition prior to Fall 1999:  
Undergrad FTE = Undergrad SCH divided by 15.5, beginning Fall 1999 Undergrad FTE = Undergrad SCH divided by 15.

Source: Office of Institutional Research and Testing, President's Council Report, 9/01

**Full-Year Equated Student (FYES)**

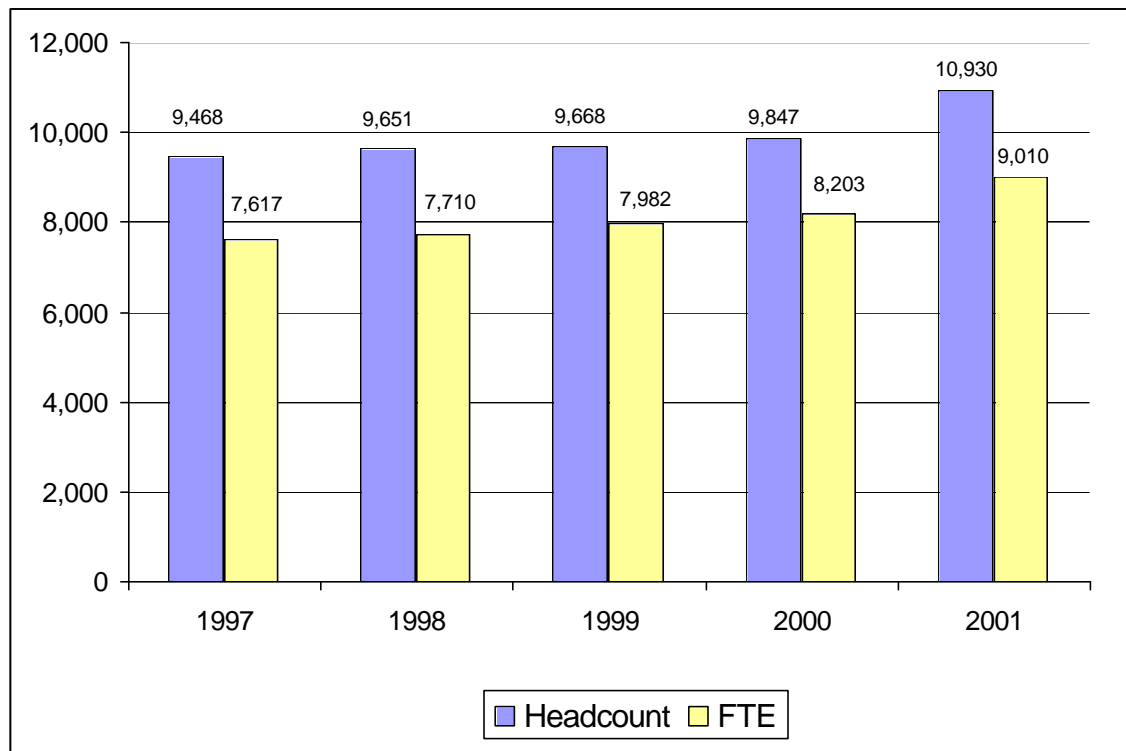
<b>Academic Yr.</b>	<b>FYES</b>	
97/98	8,164	
98/99	8,227	
99/00	8,517	
00/01	8,727	
01/02	9,841	(ESTIMATE)

FYES calculation change beginning 1999-00, President's Council definition

Source: State of Michigan HEIDI Database, Appendix A, Budget Office

# STUDENTS/ENROLLMENT

## TOTAL FALL HEADCOUNT ENROLLMENT COMPARED TO FTE



<u>Fall Semester</u>	<u>Headcount</u>	<u>FTE</u>
1997	9,468	7,617
1998	9,651	7,710
1999	9,668	7,982
2000	9,847	8,203
2001	10,930	9,010

Note: Undergraduate calculation change. President's Council, State of Michigan definition prior to Fall 1999:  
 Undergrad FTE = Undergrad SCH divided by 15.5, beginning Fall 1999 Undergrad FTE = Undergrad SCH divided by 15.

Source: Office of Institutional Research and Testing

**COMPARATIVE ENROLLMENT BY RACE/ETHNIC ORIGIN**

	<b>2001</b>		<b>2000</b>		<b>DIFFERENCE</b>
	<b>TOTAL</b>		<b>TOTAL</b>		
<b>AMERICAN INDIAN/NATIVE ALASKAN</b>	79	1%	83	1%	-4
<b>ASIAN OR PACIFIC ISLANDER</b>	218	2%	183	2%	35
<b>BLACK</b>	962	9%	984	10%	-22
<b>FOREIGN</b>	360	3%	309	3%	51
<b>HISPANIC</b>	154	1%	121	1%	33
<b>WHITE</b>	8,487	78%	7,682	78%	805
<b>UNREPORTED</b>	670	6%	485	5%	185
<b>TOTAL</b>	<b>10,930</b>		<b>9,847</b>		<b>1,083</b>

The following definitions are used in determining racial/ethnic designations:

**American Indian or Alaskan Native:**

A person having origins in any of the original peoples of North America.

**Asian or Pacific Islander:**

A person having origins in any of the original peoples of the Far East, Southeast Asia, the Indian Subcontinent or the Pacific Islands.

**Black (not of Hispanic Origin):**

A person having origins in any of the black racial groups of Africa.

**Foreign:**

A person who is not a citizen of the United States, and who is in this country on a temporary basis and does not have a right to remain indefinitely.

**Hispanic:**

A person of Mexican, Puerto Rican, Cuban, Central or South American or other Spanish culture or origin.

**White (not of Hispanic origin):**

A person having origins in any of the original peoples of Europe, North Africa or the Middle East.

Source: Office of Institutional Research and Testing

# STUDENTS/ENROLLMENT

## ETHNIC DISTRIBUTION BY COLLEGE FALL 2001 ENROLLMENT

<u>COLLEGE</u>	American Indian/Native <u>Alaskan</u>	Asian or Pacific <u>Islander</u>	<u>Black</u>	<u>Foreign</u>	<u>Hispanic</u>	<u>White</u>	Not <u>Reported</u>	<u>Total</u>
<u>Allied Health Sciences</u>								
Female	8	15	77	6	16	847	57	1,026
Male	1	5	7	4	2	100	10	129
<b>Total</b>	<b>9</b>	<b>20</b>	<b>84</b>	<b>10</b>	<b>18</b>	<b>947</b>	<b>67</b>	<b>1,155</b>
<u>Arts &amp; Sciences</u>								
Female	16	24	129	15	14	621	65	884
Male	0	13	54	12	11	342	17	449
<b>Total</b>	<b>16</b>	<b>37</b>	<b>183</b>	<b>27</b>	<b>25</b>	<b>963</b>	<b>82</b>	<b>1,333</b>
<u>Business</u>								
Female	3	19	136	52	12	730	55	1,007
Male	6	18	125	133	17	1,189	64	1,552
<b>Total</b>	<b>9</b>	<b>37</b>	<b>261</b>	<b>185</b>	<b>29</b>	<b>1,919</b>	<b>119</b>	<b>2,559</b>
<u>Education &amp; Human Services</u>								
Female	15	5	134	5	10	745	77	991
Male	12	6	80	8	22	668	60	856
<b>Total</b>	<b>27</b>	<b>11</b>	<b>214</b>	<b>13</b>	<b>32</b>	<b>1,413</b>	<b>137</b>	<b>1,847</b>
<u>Kendall College of Art and Design</u>								
Female	0	7	9	5	10	336	79	446
Male	2	3	13	3	5	235	57	318
<b>Total</b>	<b>2</b>	<b>10</b>	<b>22</b>	<b>8</b>	<b>15</b>	<b>571</b>	<b>136</b>	<b>764</b>
<u>Michigan College of Optometry</u>								
Female	0	7	0	1	1	67	4	80
Male	0	2	0	2	0	45	4	53
<b>Total</b>	<b>0</b>	<b>9</b>	<b>0</b>	<b>3</b>	<b>1</b>	<b>112</b>	<b>8</b>	<b>133</b>
<u>Pharmacy</u>								
Female	1	24	10	18	1	181	9	244
Male	0	23	1	22	0	114	6	166
<b>Total</b>	<b>1</b>	<b>47</b>	<b>11</b>	<b>40</b>	<b>1</b>	<b>295</b>	<b>15</b>	<b>410</b>
<u>Technology</u>								
Female	1	4	26	0	4	163	11	209
Male	11	34	92	33	22	1,825	85	2,102
<b>Total</b>	<b>12</b>	<b>38</b>	<b>118</b>	<b>33</b>	<b>26</b>	<b>1,988</b>	<b>96</b>	<b>2,311</b>
<u>University College</u>								
Female	2	2	27	13	2	141	4	191
Male	1	7	42	28	5	138	6	227
<b>Total</b>	<b>3</b>	<b>9</b>	<b>69</b>	<b>41</b>	<b>7</b>	<b>279</b>	<b>10</b>	<b>418</b>
<b>Total Female</b>	<b>46</b>	<b>107</b>	<b>548</b>	<b>115</b>	<b>70</b>	<b>3831</b>	<b>361</b>	<b>5078</b>
<b>Total Male</b>	<b>33</b>	<b>111</b>	<b>414</b>	<b>245</b>	<b>84</b>	<b>4656</b>	<b>309</b>	<b>5852</b>
<b>Total</b>	<b>79</b>	<b>218</b>	<b>962</b>	<b>360</b>	<b>154</b>	<b>8,487</b>	<b>670</b>	<b>10,930</b>

## STUDENTS/ENROLLMENT

### ENROLLMENT BY PROGRAM FALL SEMESTER

COLLEGE	1997/98	1998/99	1999/00	2000/01	2001/02
<b>ALLIED HEALTH SCIENCES</b>					
<b>ALLIED DENTAL ^</b>					
Dental Hygiene	113	124	107	0	0
Dental Technology	27	6	0	0	0
<i>DEPARTMENT TOTAL</i>	<b>140</b>	<b>130</b>	<b>107</b>	<b>0</b>	<b>0</b>
<b>ENVIRONMENTAL &amp; CLINICAL SCIENCES ^</b>					
Indust & Environmental Health Mgmt ^^	62	40	37	0	0
Medical Technology	60	50	47	0	0
Medical Laboratory Technology	24	19	12	0	0
<i>DEPARTMENT TOTAL</i>	<b>146</b>	<b>109</b>	<b>96</b>	<b>0</b>	<b>0</b>
<b>HOSPITAL RELATED ^</b>					
Nuclear Medicine Technology AAS	21	23	28	0	0
Nuclear Medicine Technology BS	35	42	28	0	0
Opticianry **	0	0	25	0	0
Radiography	109	110	106	0	0
Respiratory Care	34	26	35	0	0
<i>DEPARTMENT TOTAL</i>	<b>199</b>	<b>201</b>	<b>222</b>	<b>0</b>	<b>0</b>
<b>NURSING ^</b>					
Nursing AAS	106	94	63	0	0
Nursing BSN	1	2	0	0	0
<b>On-Campus Total</b>	<b>107</b>	<b>96</b>	<b>63</b>	<b>0</b>	<b>0</b>
OFF-CAMPUS					
Nursing BSN	209	214	233	0	0
<b>Off-Campus Total</b>	<b>209</b>	<b>214</b>	<b>233</b>	<b>0</b>	<b>0</b>
<i>DEPARTMENT TOTAL</i>	<b>316</b>	<b>310</b>	<b>296</b>	<b>0</b>	<b>0</b>
<b>HEALTH MANAGEMENT ^</b>					
Health Care Systems Administration	90	87	68	0	0
Health Information Technology^^	35	18	19	0	0
Health Information Management ^^	44	41	35	0	0
Health Systems Management	2	1	0	0	0
<b>On-Campus Total</b>	<b>171</b>	<b>147</b>	<b>122</b>	<b>0</b>	<b>0</b>
OFF-CAMPUS					
Coding/Reimbursement Specialist Cert.	0	0	2	0	0
EXD Environmental Health	1	0	0	0	0
Health Care Systems Administration	25	13	11	0	0
Health Information Technology ^^	4	7	5	0	0
Health Information Management ^^	5	7	0	0	0
<b>Off-Campus Total</b>	<b>35</b>	<b>27</b>	<b>18</b>	<b>0</b>	<b>0</b>
<i>DEPARTMENT TOTAL</i>	<b>206</b>	<b>174</b>	<b>140</b>	<b>0</b>	<b>0</b>

\*\* Opticianry moved from Michigan College of Optometry to College of Allied Health Sciences effective Fall 1999.

^ Department reorganization effective Summer 2000

^^ Health Information Technology renamed Medical Record Technology, Summer 2000

^^ Health Information Management renamed Medical Record Administration, Summer 2000

^^ Industrial & Environmental Health Management renamed Environmental Health & Safety Management, Summer 2000

Source: Office of Institutional Research and Testing

# STUDENTS/ENROLLMENT

## ENROLLMENT BY PROGRAM FALL SEMESTER

COLLEGE	1997/98	1998/99	1999/00	2000/01	2001/02
<b>ALLIED HEALTH SCIENCES</b>					
<b>HEALTH MANAGEMENT ^</b>					
Environmental Health & Safety Management ^^	0	0	0	39	38
Environmental Health & Safety Technology	0	0	0	0	1
Health Care Systems Administration	0	0	0	53	46
Medical Record Technology ^^	0	0	0	23	21
Medical Record Administration ^^	0	0	0	17	15
<b>On-Campus Total</b>	<b>0</b>	<b>0</b>	<b>0</b>	<b>132</b>	<b>121</b>
OFF-CAMPUS					
Coding/Reimbursement Specialist Cert.	0	0	0	35	85
Environmental Health & Safety Management	0	0	0	0	1
Environmental Health & Safety Technology	0	0	0	0	13
Health Care Systems Administration	0	0	0	4	6
Medical Record Administration ^^	0	0	0	0	2
Medical Record Technology ^^	0	0	0	7	15
<b>Off-Campus Total</b>	<b>0</b>	<b>0</b>	<b>0</b>	<b>46</b>	<b>122</b>
<i>DEPARTMENT TOTAL</i>	<b>0</b>	<b>0</b>	<b>0</b>	<b>178</b>	<b>243</b>
<b>HEALTH RELATED ^</b>					
Diagnostic Medical Sonography	0	0	0	0	25
Medical Laboratory Technology	0	0	0	4	8
Medical Technology	0	0	0	35	33
Nuclear Medicine Technology AAS	0	0	0	37	40
Nuclear Medicine Technology BS	0	0	0	18	21
Opticianry **	0	0	0	15	8
Radiography	0	0	0	107	91
Respiratory Care	0	0	0	25	14
<i>DEPARTMENT TOTAL</i>	<b>0</b>	<b>0</b>	<b>0</b>	<b>241</b>	<b>240</b>
<b>NURSING &amp; DENTAL HYGIENE ^</b>					
Dental Hygiene	0	0	0	113	103
Nursing AAS	0	0	0	48	62
<b>On-Campus Total</b>	<b>0</b>	<b>0</b>	<b>0</b>	<b>161</b>	<b>165</b>
OFF-CAMPUS					
Nursing BSN	0	0	0	148	192
<b>Off-Campus Total</b>	<b>0</b>	<b>0</b>	<b>0</b>	<b>148</b>	<b>192</b>
<i>DEPARTMENT TOTAL</i>	<b>0</b>	<b>0</b>	<b>0</b>	<b>309</b>	<b>357</b>

^ Department reorganization effective Summer 2000

^^ Health Information Technology renamed Medical Record Technology, Summer 2000

^^ Health Information Management renamed Medical Record Administration, Summer 2000

^^ Industrial & Environmental Health Management renamed Environmental Health & Safety Management, Summer 2000

Source: Office of Institutional Research and Testing

# STUDENTS/ENROLLMENT

## ENROLLMENT BY PROGRAM FALL SEMESTER

COLLEGE	1997/98	1998/99	1999/00	2000/01	2001/02
<b>ALLIED HEALTH SCIENCES</b>					
<b>PRE-ALLIED HEALTH *</b>					
Pre-Dental Hygiene	106	110	91	95	129
Pre-Diagnostic Medical Sonography	0	0	0	0	7
Pre-Environmental Health & Safety Management ^^	0	0	0	3	1
Pre-Health Care Systems Administration	0	2	2	1	1
Pre-Health Information Management ^^	1	1	0	0	0
Pre-Health Information Technology ^^	0	3	2	0	0
Pre-Indust & Environmental Health Management ^^	3	1	3	0	0
Pre-Medical Laboratory Technology	4	3	3	3	6
Pre-Medical Record Technology ^^	0	0	0	0	1
Pre-Medical Record Administration ^^	0	0	0	0	1
Pre-Medical Technology	2	4	2	4	4
Pre-Medical Technology Transfer	0	0	0	0	0
Pre-Nuclear Medicine 2-Yr	21	13	8	8	11
Pre-Nuclear Medicine 4-Yr	8	8	2	0	0
Pre-Nursing	131	149	115	93	113
Pre-Opticianry **	0	0	2	3	0
Pre-Radiography	65	48	39	28	26
Pre-Respiratory Care	9	8	10	14	9
<b>TOTAL</b>	<b>350</b>	<b>350</b>	<b>279</b>	<b>252</b>	<b>309</b>
UNDECLARED OFF-CAMPUS	4	8	6	2	6
ON-CAMPUS TOTAL	1,113	1,033	889	786	835
OFF-CAMPUS TOTAL	248	249	257	196	320
<b>COLLEGE TOTAL</b>	<b>1,361</b>	<b>1,282</b>	<b>1,146</b>	<b>982</b>	<b>1,155</b>

\* These curricula are a subset of the base programs and are utilized by students who are academically admissible and are waiting to enter the technical phase of the program or by students who are fulfilling academic requirements for program admission.

\*\* Opticianry moved from Michigan College of Optometry to College of Allied Health Sciences beginning Fall 1999

^^ Health Information Technology changed to Medical Record Technology, Summer 2000

^^ Health Information Management changed to Medical Record Administration, Summer 2000

^^ Industrial & Environmental Health Management changed to Environmental Health & Safety Management, Summer 2000

Source: Office of Institutional Research and Testing



# STUDENTS/ENROLLMENT

## ENROLLMENT BY PROGRAM FALL SEMESTER

COLLEGE	1997/98	1998/99	1999/00	2000/01	2001/02
<b>ARTS &amp; SCIENCES</b>					
<b>BIOLOGY</b>					
Ornamental Horticulture	26	28	35	38	33
Applied Biology	51	45	47	48	52
Applied Biology/Environmental Biology Track	0	0	3	5	4
Applied Biology/Pre-Dentistry Track	11	17	21	16	12
Applied Biology/Pre-Medicine Track	29	35	42	53	58
Applied Biology/Pre-Physical Therapy Track	10	6	16	14	15
Applied Biology/Pre-Veterinary Medicine Track	16	18	17	12	12
Applied Biology/Sports Medicine Track	11	12	6	1	0
Biotechnology	28	26	24	29	27
<i>DEPARTMENT TOTAL</i>	<b>182</b>	<b>187</b>	<b>211</b>	<b>216</b>	<b>213</b>
<b>HUMANITIES</b>					
Applied Speech Communication AA	1	5	8	9	4
Applied Speech Communication BS	17	27	38	45	48
<i>DEPARTMENT TOTAL</i>	<b>18</b>	<b>32</b>	<b>46</b>	<b>54</b>	<b>52</b>
<b>LANGUAGES &amp; LITERATURE</b>					
Intensive English Program *	43	27	34	49	0
Journalism	1	0	0	0	0
Technical & Professional Communication	23	18	24	24	25
Tech & Prof Comm/Computer Information Track	0	0	0	1	0
Tech & Prof Comm/Multi Media Writing Track	0	0	0	1	0
Tech & Prof Comm/Technical Journalism Track	0	0	0	8	5
<i>DEPARTMENT TOTAL</i>	<b>24</b>	<b>18</b>	<b>58</b>	<b>83</b>	<b>30</b>
<b>MATHEMATICS</b>					
Actuarial Science **	4	5	0	0	0
Applied Mathematics	3	5	6	5	5
Applied Mathematics/Actuarial Science Track	0	0	4	8	8
Applied Mathematics/Computer Science Track	0	0	0	4	8
Applied Mathematics/Statistics Track	0	0	1	2	0
<i>DEPARTMENT TOTAL</i>	<b>7</b>	<b>10</b>	<b>11</b>	<b>19</b>	<b>21</b>
<b>PHYSICAL SCIENCES</b>					
Industrial Chemistry Technology	10	11	16	12	15
<i>DEPARTMENT TOTAL</i>	<b>10</b>	<b>11</b>	<b>16</b>	<b>12</b>	<b>15</b>

\*Intensive English Program moved to the University College effective Winter 2001

\*\* Actuarial Science is a track for Applied Mathematics effective Fall 1999

Source: Office of Institutional Research and Testing

## STUDENTS/ENROLLMENT

### ENROLLMENT BY PROGRAM FALL SEMESTER

COLLEGE	1997/98	1998/99	1999/00	2000/01	2001/02
<b>ARTS &amp; SCIENCES</b>					
<b>SOCIAL SCIENCES</b>					
Social Work	129	132	123	100	86
Public Administration	11	21	32	45	42
Psychology	0	0	0	35	61
<b>On-Campus Total</b>	<b>140</b>	<b>153</b>	<b>155</b>	<b>180</b>	<b>189</b>
OFF-CAMPUS					
Social Work	61	60	59	39	41
<b>Off-Campus Total</b>	<b>61</b>	<b>60</b>	<b>59</b>	<b>39</b>	<b>41</b>
<i>DEPARTMENT TOTAL</i>	<b>201</b>	<b>213</b>	<b>214</b>	<b>219</b>	<b>230</b>
 <b>PRE-PROF NON-SCIENCES</b>					
Liberal Arts	99	58	53	43	60
Liberal Arts/TV Production	7	0	0	0	0
Pre-Law	26	33	33	36	43
Pre-Public Administration	0	0	0	1	0
Pre-Social Work	30	34	42	29	22
Pre-Technical Communications	4	0	0	3	4
<i>TOTAL</i>	<b>166</b>	<b>125</b>	<b>128</b>	<b>112</b>	<b>129</b>
 <b>PRE-PROF SCIENCE</b>					
Pre-Engineering	10	6	7	6	2
Pre-Mortuary Science	8	8	4	5	4
Pre-Optometry	68	88	85	86	88
Pre-Pharmacy	181	199	164	190	246
Pre-Psychology 2-Yr	0	0	0	17	53
Pre-Psychology 4-Yr	0	0	0	2	0
Pre-Science	140	114	113	80	102
<i>TOTAL</i>	<b>407</b>	<b>415</b>	<b>373</b>	<b>386</b>	<b>495</b>
Bachelor of Arts	0	0	0	0	10
Evening College - On Campus	105	158	128	0	0
Fast Track - On Campus	80	96	118	114	117
Undeclared - On Campus	0	0	40	19	13
Undeclared - Off Campus	72	36	3	2	8
ON-CAMPUS TOTAL	1,182	1,232	1,284	1,195	1284
OFF-CAMPUS TOTAL	133	96	62	41	49
<b>COLLEGE TOTAL</b>	<b>1,315</b>	<b>1,328</b>	<b>1,346</b>	<b>1,236</b>	<b>1,333</b>

Source: Office of Institutional Research and Testing

# STUDENTS/ENROLLMENT

## ENROLLMENT BY PROGRAM FALL SEMESTER

COLLEGE	1997/98	1998/99	1999/00	2000/01	2001/02
<b>BUSINESS</b>					
<b>ACCOUNTANCY/CIS *</b>					
Accountancy (Public Acct Track) B.E.S.T.	0	1	2	0	0
Accountancy	91	88	94	0	0
Accountancy CIS	20	28	28	0	0
Accountancy Finance	23	23	17	0	0
Accountancy Transfer	5	3	1	0	0
Administrative Assistant	0	0	0	0	0
CIS BS	185	209	257	0	0
CIS AAS	0	0	0	0	0
CIS BS Transfer	15	2	2	0	0
CIS/Management B.E.S.T.	0	1	0	0	0
CIS Management	8	15	10	0	0
CIS Marketing	5	5	9	0	0
Computer Literacy	1	0	0	0	0
Master CIS Management Cond	0	0	0	0	0
Masters Information Systems Mgmt Cond	1	1	44	0	0
Masters Information Systems Mgmt	0	0	22	0	0
Office Automation Systems	2	1	0	0	0
Office Automation Systems Transfer	0	0	0	0	0
Quality & Productivity Management	0	0	1	0	0
<b>On-Campus Total</b>	<b>356</b>	<b>377</b>	<b>487</b>	<b>0</b>	<b>0</b>
<b>OFF-CAMPUS</b>					
AS/400 Computer Programming	0	0	37	0	0
CIS BS	45	47	67	0	0
Accountancy BS	8	1	1	0	0
Accountancy Transfer	44	39	43	0	0
Masters Information Systems Mgmt	108	73	34	0	0
Masters Information Systems Mgmt Cond	0	43	25	0	0
<b>Off-Campus Total</b>	<b>205</b>	<b>203</b>	<b>207</b>	<b>0</b>	<b>0</b>
<b>DEPARTMENT TOTAL</b>	<b>561</b>	<b>580</b>	<b>694</b>	<b>0</b>	<b>0</b>

\* Department reorganization effective Summer 2000

Source: Office of Institutional Research and Testing

## STUDENTS/ENROLLMENT

### ENROLLMENT BY PROGRAM FALL SEMESTER

COLLEGE	1997/98	1998/99	1999/00	2000/01	2001/02
<b>BUSINESS</b>					
<b>MANAGEMENT</b>					
Accelerated Business	1	1	0	0	0
Business Administration	156	192	183	201	251
Business Administration Transfer	18	4	2	2	2
Business Admin/Legal Assisting	0	0	0	0	11
Finance	27	37	38	36	47
General Business	146	144	143	143	132
General Business Certificate	2	2	1	0	0
General Business Transfer	0	0	0	0	5
Human Resource Management	27	60	58	48	48
Human Resource Mgmt Transfer	6	1	0	0	0
Insurance	12	14	10	8	5
Insurance/Real Estate	14	11	11	4	4
Insurance Transfer	0	0	0	0	0
Integrated Resource Management	0	0	0	6	7
International Business	43	34	27	37	30
International Business Transfer	1	0	0	0	0
International Business Studies Cert	2	0	0	0	0
Legal Assistant	29	30	37	21	22
Management	64	67	52	59	52
Management Transfer	5	2	1	0	0
Operations Management	4	3	3	0	0
Operations Management Transfer	0	0	0	0	0
Quantitative Business	2	0	0	0	0
Real Estate	5	6	7	8	1
Real Estate Certificate	0	0	0	0	0
Resort Management	0	0	3	13	17
Small Business Management Cert	0	0	0	1	0
Small Business Management	35	40	39	38	29
Small Business Management Trans	5	3	5	4	1
<b>On-Campus Total</b>	<b>604</b>	<b>651</b>	<b>620</b>	<b>629</b>	<b>664</b>
<b>OFF-CAMPUS</b>					
Business Administration	6	2	1	1	0
Business Administration Transfer	76	94	95	101	98
International Business Studies Cert	1	1	0	0	1
<b>Off-Campus Total</b>	<b>83</b>	<b>97</b>	<b>96</b>	<b>102</b>	<b>99</b>
<i>DEPARTMENT TOTAL</i>	<b>687</b>	<b>748</b>	<b>716</b>	<b>731</b>	<b>763</b>

Source: Office of Institutional Research and Testing

# STUDENTS/ENROLLMENT

## ENROLLMENT BY PROGRAM FALL SEMESTER

COLLEGE	1997/98	1998/99	1999/00	2000/01	2001/02
<b>BUSINESS</b>					
<b>MARKETING</b>					
Advertising	68	79	76	86	65
Advertising Certificate	1	0	0	0	0
Advertising Transfer	3	1	1	1	0
Food Service Management **	56	56	0	0	0
Hospitality Management **	25	27	0	0	0
Hotel Management **	0	0	24	20	15
Marketing Certificate	0	1	0	0	0
Marketing 4-Yr	83	106	91	136	144
Marketing Transfer	3	1	0	0	0
Marketing Retailing	0	0	0	0	0
Marketing Sales	33	39	43	0	0
Marketing Sales Transfer	0	0	0	0	0
Music Industry Management	15	35	49	59	99
Pre-Professional Golf Management	54	41	37	37	58
Professional Golf Management	287	290	293	297	298
Professional Tennis Management	73	74	71	70	75
Public Relations	33	32	39	55	64
Public Relations Transfer	1	1	0	0	0
Restaurant & Food Industry Mgmt **	0	0	51	40	41
Retailing AAS	4	2	6	2	0
Retailing BS	17	16	17	5	3
Retailing Transfer	0	0	0	0	0
Pre-Visual Communications	0	0	1	0	0
Visual Communications AAS	102	106	99	121	44
Visual Communications BS	29	36	43	44	46
Visual Design and Web Media AAS	0	0	0	0	55
<b>On-Campus Total</b>	<b>887</b>	<b>943</b>	<b>941</b>	<b>973</b>	<b>1,007</b>
<b>OFF-CAMPUS</b>					
Advanced Studies in Global Logistics	0	0	8	14	4
Marketing Transfer	15	16	13	6	0
Marketing	1	1	0	0	1
Multimedia Production Certificate	0	0	9	3	0
Visual Communications	5	5	0	0	0
<b>Off-Campus Total</b>	<b>21</b>	<b>22</b>	<b>30</b>	<b>23</b>	<b>5</b>
<b>DEPARTMENT TOTAL</b>	<b>908</b>	<b>965</b>	<b>971</b>	<b>996</b>	<b>1,012</b>

\*\* Hospitality Management renamed Hotel Management Fall 1999

\*\* Food Service Management renamed Restaurant & Food Industry Management Fall 1999

Source: Office of Institutional Research and Testing

# STUDENTS/ENROLLMENT

## ENROLLMENT BY PROGRAM FALL SEMESTER

COLLEGE	1997/98	1998/99	1999/00	2000/01	2001/02
<b>BUSINESS</b>					
<b>ACCOUNTANCY/ECON/APPLIED STATS *</b>					
Accountancy (Public Acct Track) B.E.S.T.	0	0	0	1	0
Accountancy BB	0	0	0	88	75
Accountancy AAS	0	0	0	4	11
Accountancy CIS	0	0	0	17	17
Accountancy Finance	0	0	0	12	9
<b>On-Campus Total</b>	<b>0</b>	<b>0</b>	<b>0</b>	<b>122</b>	<b>112</b>
OFF-CAMPUS					
Accountancy BS	0	0	0	5	4
Accountancy Transfer	0	0	0	41	38
<b>Off-Campus Total</b>	<b>0</b>	<b>0</b>	<b>0</b>	<b>46</b>	<b>42</b>
<i>DEPARTMENT TOTAL</i>	<b>0</b>	<b>0</b>	<b>0</b>	<b>168</b>	<b>154</b>
<b>COMPUTER INFORMATION SYSTEMS *</b>					
Computer Information Systems BS	0	0	0	302	310
Computer Information Systems AAS	0	0	0	6	20
Computer Information Systems BS Transfer	0	0	0	1	1
Computer Literacy	0	0	0	0	1
CIS Management	0	0	0	11	9
CIS Marketing	0	0	0	5	4
E-Business Cert	0	0	0	0	1
Masters Information Systems Management Cond	0	0	0	47	61
Masters Information Systems Management	0	0	0	59	81
Office Automation Systems	0	0	0	1	0
<b>On-Campus Total</b>	<b>0</b>	<b>0</b>	<b>0</b>	<b>432</b>	<b>488</b>
OFF-CAMPUS					
AS/400 Computer Programming	0	0	37	8	0
Computer Information Systems BS	45	47	67	69	55
Masters Information Systems Management	108	73	34	29	37
Masters Information Systems Management Cond	0	43	25	11	19
<b>Off-Campus Total</b>	<b>153</b>	<b>163</b>	<b>163</b>	<b>117</b>	<b>111</b>
<i>DEPARTMENT TOTAL</i>	<b>153</b>	<b>163</b>	<b>163</b>	<b>549</b>	<b>599</b>
UNDECLARED - OFF CAMPUS	52	67	38	40	31
ON-CAMPUS TOTAL	1,849	1,971	2,048	2,156	2,271
OFF-CAMPUS TOTAL	361	389	371	328	288
<b>COLLEGE TOTAL</b>	<b>2,210</b>	<b>2,360</b>	<b>2,419</b>	<b>2,484</b>	<b>2,559</b>

\* Department reorganization effective Summer 2000

Source: Office of Institutional Research and Testing

# STUDENTS/ENROLLMENT

## ENROLLMENT BY PROGRAM FALL SEMESTER

COLLEGE	1997/98	1998/99	1999/00	2000/01	2001/02
<b>EDUCATION &amp; HUMAN SERVICES</b>					
<b>SCHOOL OF EDUCATION</b>					
Allied Health Education	5	7	6	3	4
Biology Education	41	48	52	46	43
Business Education	48	36	29	41	38
Business Education Gen Business	1	0	0	0	0
Certification	17	24	12	13	31
Certification Graduate	0	0	1	0	2
Chemistry Education	6	9	9	11	13
Curriculum and Instruction	0	0	28	37	26
Elementary Education	0	0	0	110	263
English Education	71	102	129	150	125
Master Career/Technical Edu	20	15	21	21	27
Master Career/Technical Edu Prov	1	1	1	2	5
Mathematics Education	57	65	58	59	50
Pre-Teaching Elementary	65	63	87	55	27
Pre-Teaching Secondary	52	48	70	53	35
Technical Education	16	13	22	31	30
Training in Business & Industry	1	2	2	2	1
Wage Earning Home Economics	4	2	3	4	6
<b>On-Campus Total</b>	<b>405</b>	<b>435</b>	<b>530</b>	<b>638</b>	<b>726</b>
<b>OFF-CAMPUS</b>					
Allied Health Education	7	4	4	6	2
Biology Education	4	7	6	4	2
Business Education	13	12	12	13	11
Certification	18	36	42	71	82
Certification Graduate	0	1	1	0	1
Chemistry Education	2	2	3	3	3
Curriculum and Instruction	0	0	0	0	4
English Education	15	22	24	33	40
Master Career/Technical Education	37	46	52	38	45
Master Career/Technical Edu Prov	0	0	0	1	1
Master Occupational Education	5	4	1	0	0
Master Occupational Edu Prov	0	0	1	0	0
Mathematics Education	10	15	11	13	8
Technical Education	8	18	19	19	18
Wage Earning Home Economics	0	4	3	6	5
<b>Off-Campus Total</b>	<b>119</b>	<b>171</b>	<b>179</b>	<b>207</b>	<b>222</b>
<i>DEPARTMENT TOTAL</i>	<b>524</b>	<b>606</b>	<b>709</b>	<b>845</b>	<b>948</b>

Source: Office of Institutional Research and Testing

## STUDENTS/ENROLLMENT

### ENROLLMENT BY PROGRAM FALL SEMESTER

COLLEGE	1997/98	1998/99	1999/00	2000/01	2001/02
<b>EDUCATION &amp; HUMAN SERVICES</b>					
<b>TELEVISION PRODUCTION</b>					
Television Production	38	57	66	77	49
Television and Digital Media Production	0	0	0	0	27
<i>DEPARTMENT TOTAL</i>	<b>38</b>	<b>57</b>	<b>66</b>	<b>77</b>	<b>76</b>
<b>LEISURE STUDIES &amp; WELLNESS</b>					
Recreation Leadership & Management	77	77	73	65	61
<i>DEPARTMENT TOTAL</i>	<b>77</b>	<b>77</b>	<b>73</b>	<b>65</b>	<b>61</b>
<b>EARLY CHILDHOOD EDUCATION</b>					
Child Development	60	58	63	54	2
Early Childhood Education	0	0	0	0	33
<i>DEPARTMENT TOTAL</i>	<b>60</b>	<b>58</b>	<b>63</b>	<b>54</b>	<b>35</b>
<b>SCHOOL OF CRIMINAL JUSTICE</b>					
Criminal Justice	214	225	221	208	198
Pre-Criminal Justice AA	325	303	321	297	326
Master Criminal Justice Administration	31	30	34	27	29
<b>On-Campus Total</b>	<b>570</b>	<b>558</b>	<b>576</b>	<b>532</b>	<b>553</b>
OFF-CAMPUS					
Criminal Justice	0	0	8	35	58
Master Criminal Justice Administration	0	9	21	23	27
<b>Off-Campus Total</b>	<b>0</b>	<b>9</b>	<b>29</b>	<b>58</b>	<b>85</b>
<i>DEPARTMENT TOTAL</i>	<b>570</b>	<b>567</b>	<b>605</b>	<b>590</b>	<b>638</b>
UNDECLARED - ON-CAMPUS	0	0	0	0	1
UNDECLARED UG - OFF-CAMPUS	24	31	29	34	33
UNDECLARED GRAD - OFF-CAMPUS	45	36	30	24	55
ON-CAMPUS TOTAL	1,150	1,185	1,308	1,366	1,452
OFF-CAMPUS TOTAL	188	247	267	323	395
<b>COLLEGE TOTAL</b>	<b>1,338</b>	<b>1,432</b>	<b>1,575</b>	<b>1,689</b>	<b>1,847</b>

Source: Office of Institutional Research and Testing



# **STUDENTS/ENROLLMENT**

## **ENROLLMENT BY PROGRAM FALL SEMESTER**

<b>COLLEGE</b>	<b>1997/98</b>	<b>1998/99</b>	<b>1999/00</b>	<b>2000/01</b>	<b>2001/02</b>
<b>KENDALL COLLEGE OF ART &amp; DESIGN</b>					
<b>DESIGN STUDIES</b>					
Furniture Design	0	0	0	0	42
Illustration	0	0	0	0	148
Industrial Design	0	0	0	0	57
Interior Design	0	0	0	0	130
Visual Communication	0	0	0	0	211
<i>DEPARTMENT TOTAL</i>	<b>0</b>	<b>0</b>	<b>0</b>	<b>0</b>	<b>588</b>
<b>FINE ARTS/FOUNDATION</b>					
Fine Arts	0	0	0	0	1
Fine Arts Drawing	0	0	0	0	32
Fine Arts Painting	0	0	0	0	48
Fine Arts Photography	0	0	0	0	28
Fine Arts Printmaking	0	0	0	0	5
Fine Arts Sculpture	0	0	0	0	20
Fine Arts Undecided	0	0	0	0	12
Fine Arts Woodwork	0	0	0	0	6
<i>DEPARTMENT TOTAL</i>	<b>0</b>	<b>0</b>	<b>0</b>	<b>0</b>	<b>152</b>
<b>LIBERAL ARTS &amp; SCIENCES</b>					
Art History	0	0	0	0	10
<i>DEPARTMENT TOTAL</i>	<b>0</b>	<b>0</b>	<b>0</b>	<b>0</b>	<b>10</b>
MFA Dual Major	0	0	0	0	4
Undecided	0	0	0	0	2
Special Program	0	0	0	0	8
<b>COLLEGE TOTAL</b>	<b>0</b>	<b>0</b>	<b>0</b>	<b>0</b>	<b>764</b>

Source: Office of Institutional Research and Testing

## STUDENTS/ENROLLMENT

### ENROLLMENT BY PROGRAM FALL SEMESTER

COLLEGE	1997/98	1998/99	1999/00	2000/01	2001/02
<b>MICHIGAN COLLEGE OF OPTOMETRY</b>					
<b>PROFESSIONAL</b>					
O.D. Optometry	127	124	123	131	133
<i>DEPARTMENT TOTAL</i>	<b>127</b>	<b>124</b>	<b>123</b>	<b>131</b>	<b>133</b>
<b>TECHNICAL</b>					
Opticianry *	25	28	0	0	0
<i>DEPARTMENT TOTAL</i>	<b>25</b>	<b>28</b>	<b>0</b>	<b>0</b>	<b>0</b>
<b>COLLEGE TOTAL</b>	<b>152</b>	<b>152</b>	<b>123</b>	<b>131</b>	<b>133</b>

\* Beginning Fall 1999 Opticianry moved to College of Allied Health Sciences

COLLEGE	1997/98	1998/99	1999/00	2000/01	2001/02
<b>PHARMACY</b>					
Pharmacy BS	413	400	397	251	131
Pharm D Add On*	14	11	8	0	0
Pharm D Track In*	4	16	32	0	0
Doctor of Pharmacy	0	0	0	161	279
<b>COLLEGE TOTAL</b>	<b>431</b>	<b>427</b>	<b>437</b>	<b>412</b>	<b>410</b>

\*Beginning Fall 2000 Pharm D Add On and Pharm D Track In options became Doctor of Pharmacy

Source: Office of Institutional Research and Testing

# STUDENTS/ENROLLMENT

## ENROLLMENT BY PROGRAM FALL SEMESTER

COLLEGE	1997/98	1998/99	1999/00	2000/01	2001/02
<b>TECHNOLOGY</b>					
<b>CONSTRUCTION &amp; FACILITIES *</b>					
Architectural Technology	95	87	85	78	0
Building Construction Technology	43	50	48	28	0
Civil Engineering Technology	13	11	16	11	0
Construction Management	141	160	181	212	0
Construction Management Transfer	0	0	0	0	0
Facilities Management	18	20	20	25	0
HVACR Engineering Technology	61	62	70	66	0
HVACR Technology	89	86	65	68	0
Pre-Architectural Technology	10	20	11	20	0
Pre-Building Construction Technology	19	9	7	16	0
Pre-Civil Engineering Technology	3	5	4	1	0
Pre-Construction Management	17	26	22	23	0
Pre-Facilities Management	4	2	0	1	0
Pre-HVACR Engineering Technology	1	0	1	2	0
Pre-HVACR Technology	24	18	21	18	0
Pre-Surveying Engineering	3	5	3	3	0
Pre-Surveying Technology	2	2	3	8	0
Surveying Engineering	81	80	83	82	0
Surveying Technology	17	12	12	15	0
<b>On-Campus Total</b>	<b>641</b>	<b>655</b>	<b>652</b>	<b>677</b>	<b>0</b>
<b>OFF-CAMPUS</b>					
Advanced Construction Management	0	0	0	2	0
Construction Administration Certificate	4	3	10	3	0
Construction Management	18	12	15	13	0
Facilities Management	5	1	1	2	0
Facilities Management Certificate	11	10	13	19	0
HVACR Engineering Technology	18	23	23	13	0
<b>Off-Campus Total</b>	<b>56</b>	<b>49</b>	<b>62</b>	<b>52</b>	<b>0</b>
<i>DEPARTMENT TOTAL</i>	<b>697</b>	<b>704</b>	<b>714</b>	<b>729</b>	<b>0</b>

\* Department reorganization effective Winter 2001

Source: Office of Institutional Research and Testing

# STUDENTS/ENROLLMENT

## ENROLLMENT BY PROGRAM FALL SEMESTER

COLLEGE	1997/98	1998/99	1999/00	2000/01	2001/02
<b>TECHNOLOGY</b>					
<b>DESIGN, MFG &amp; GRAPHIC ARTS *</b>					
CAD Drafting & Tool Design	0	0	0	9	0
Manufacturing Engineering Technology	41	43	46	50	0
Manufacturing Tooling Technology	68	58	65	60	0
Mechanical Engineering Technology	45	46	47	49	0
New Media Printing & Publishing	0	0	0	7	0
Plastics Engineering Technology	75	58	75	80	0
Plastics Technology	132	141	130	138	0
Pre-Manufacturing Engineer Technology	2	3	3	3	0
Pre-Manufacturing Tooling Technology	1	1	2	4	0
Pre-Mechanical Engineering Technology	6	7	5	10	0
Pre-Plastics Engineering Technology	16	9	2	7	0
Pre-Plastics Technology	13	17	19	7	0
Pre-Printing Management	0	0	0	1	0
Pre-Product Design Engineering	3	6	4	2	0
Pre-Rubber Technology	0	0	0	1	0
Pre-Technical Draft /Tool Design	2	5	4	2	0
Pre-Welding Engineering Technology	0	0	0	2	0
Pre-Welding Technology	0	2	1	6	0
Printing Management	34	33	34	25	0
Printing & Digital Graphic Imaging Technology	61	82	84	79	0
Product Design Engineering Technology	52	49	42	53	0
Rubber Engineering Technology	0	0	0	6	0
Rubber Technology	0	13	42	53	0
Technical Drafting & Tool Design	71	69	67	59	0
Technical Illustration	0	0	0	0	0
Welding Engineering Technology	43	46	55	52	0
Welding Technology	43	53	55	73	0
Welding Technology Certificate	0	1	0	1	0
<b>On-Campus Total</b>	<b>708</b>	<b>742</b>	<b>782</b>	<b>839</b>	<b>0</b>
<b>OFF-CAMPUS</b>					
Manufacturing Engineering Technology	62	60	55	57	0
Plastics Engineering Technology	3	4	2	1	0
Product Design Engineering Technology	31	26	30	33	0
Quality Engineering Technology	7	13	6	13	0
Quality Technology Certificate	2	1	0	1	0
<b>Off-Campus Total</b>	<b>105</b>	<b>104</b>	<b>93</b>	<b>105</b>	<b>0</b>
<b>DEPARTMENT TOTAL</b>	<b>813</b>	<b>846</b>	<b>875</b>	<b>944</b>	<b>0</b>

\* Department reorganization effective Winter 2001

Source: Office of Institutional Research and Testing

# STUDENTS/ENROLLMENT

## ENROLLMENT BY PROGRAM FALL SEMESTER

COLLEGE	1997/98	1998/99	1999/00	2000/01	2001/02
<b>TECHNOLOGY</b>					
<b>TRANSPORTATION &amp; ELECTRONICS *</b>					
Automotive Body	41	50	39	37	0
Automotive & Heavy Equipment Management	66	66	79	81	0
Automotive Machine Technology	0	0	0	0	0
Automotive Service Technology	166	167	162	183	0
Computer Networks & Systems	43	60	70	64	0
Electrical/Electronics Engineering Technology	39	38	32	42	0
Heavy Equipment Service Engineering Technology	33	29	21	28	0
Heavy Equipment Technology	114	80	72	79	0
Industrial Electronics Technology	76	74	54	55	0
Pre-Automotive & Heavy Equipment Management	2	2	3	0	0
Pre-Automotive Service Technology	13	14	7	3	0
Pre-Computer Networks & Systems	8	5	15	22	0
Pre-Electrical/Electronics Engineering Technology	2	1	2	1	0
Pre-Heavy Equipment Service Engineering Tech	0	0	1	1	0
Pre-Heavy Equipment Technology	0	15	22	26	0
Pre-Industrial Electronics Technology	16	24	15	21	0
<b>On-Campus Total</b>	<b>619</b>	<b>625</b>	<b>594</b>	<b>643</b>	<b>0</b>
<b>OFF-CAMPUS</b>					
Automotive & Heavy Equipment Management	15	17	11	6	0
Electrical/Electronics Engineering Technology	6	1	1	0	0
<b>Off-Campus Total</b>	<b>21</b>	<b>18</b>	<b>12</b>	<b>6</b>	<b>0</b>
<i>DEPARTMENT TOTAL</i>	<b>640</b>	<b>643</b>	<b>606</b>	<b>649</b>	<b>0</b>

\* Department reorganization effective Winter 2001

Source: Office of Institutional Research and Testing

# STUDENTS/ENROLLMENT

## ENROLLMENT BY PROGRAM FALL SEMESTER

COLLEGE	1997/98	1998/99	1999/00	2000/01	2001/02
<b>TECHNOLOGY</b>					
<b>ARCHITECTURAL TECH &amp; FACILITIES MGMT *</b>					
Architectural Technology	0	0	0	0	85
Facilities Management	0	0	0	0	26
Pre-Architectural Technology	0	0	0	0	7
Pre-Facilities Management	0	0	0	0	1
<b>On-Campus Total</b>	<b>0</b>	<b>0</b>	<b>0</b>	<b>0</b>	<b>119</b>
OFF-CAMPUS					
Facilities Management	0	0	0	0	2
Facilities Management Certificate	0	0	0	0	7
<b>Off-Campus Total</b>	<b>0</b>	<b>0</b>	<b>0</b>	<b>0</b>	<b>9</b>
<i>DEPARTMENT TOTAL</i>	<b>0</b>	<b>0</b>	<b>0</b>	<b>0</b>	<b>128</b>
<b>AUTOMOTIVE *</b>					
Automotive Body	0	0	0	0	34
Automotive Engineering Tech					37
Auto & Heavy Equipment Mgmt	0	0	0	0	85
Automotive Service Technology	0	0	0	0	158
Pre-Automotive Service Technology	0	0	0	0	6
<b>On-Campus Total</b>	<b>0</b>	<b>0</b>	<b>0</b>	<b>0</b>	<b>320</b>
OFF-CAMPUS					
Auto & Heavy Equipment Mgmt	0	0	0	0	12
<b>Off-Campus Total</b>	<b>0</b>	<b>0</b>	<b>0</b>	<b>0</b>	<b>12</b>
<i>DEPARTMENT TOTAL</i>	<b>0</b>	<b>0</b>	<b>0</b>	<b>0</b>	<b>332</b>
<b>CONSTRUCTION TECHNOLOGY &amp; MGMT *</b>					
Building Construction Technology	0	0	0	0	25
Civil Engineering Technology	0	0	0	0	9
Construction Management	0	0	0	0	207
Pre-Building Construction Tech	0	0	0	0	9
Pre-Civil Engineering Technology	0	0	0	0	3
Pre-Construction Management	0	0	0	0	18
<b>On-Campus Total</b>	<b>0</b>	<b>0</b>	<b>0</b>	<b>0</b>	<b>271</b>
OFF-CAMPUS					
Advanced Construction Mgmt	0	0	0	0	1
Construction Administration Cert	0	0	0	0	9
Construction Management	0	0	0	0	7
<b>Off-Campus Total</b>	<b>0</b>	<b>0</b>	<b>0</b>	<b>0</b>	<b>17</b>
<i>DEPARTMENT TOTAL</i>	<b>0</b>	<b>0</b>	<b>0</b>	<b>0</b>	<b>288</b>

\* Department reorganization effective Winter 2001

Source: Office of Institutional Research and Testing

# STUDENTS/ENROLLMENT

## ENROLLMENT BY PROGRAM FALL SEMESTER

COLLEGE	1997/98	1998/99	1999/00	2000/01	2001/02
<b>TECHNOLOGY</b>					
<b>ELECTRONICS/CNS *</b>					
Computer Networks & Systems	0	0	0	0	87
Electrical/Electronics Eng Tech	0	0	0	0	36
Industrial Electronics Technology	0	0	0	0	42
Pre-Computer Networks & Systems	0	0	0	0	15
Pre-Electrical/Electronics Eng Tech	0	0	0	0	2
Pre-Industrial Electronics Tech	0	0	0	0	15
<b>On-Campus Total</b>	<b>0</b>	<b>0</b>	<b>0</b>	<b>0</b>	<b>197</b>
<i>DEPARTMENT TOTAL</i>	<b>0</b>	<b>0</b>	<b>0</b>	<b>0</b>	<b>197</b>
<b>HEAVY EQUIPMENT *</b>					
Heavy Equipment Service Eng Tech	0	0	0	0	38
Heavy Equipment Technology	0	0	0	0	71
Pre-Heavy Equipment Technology	0	0	0	0	18
<b>On-Campus Total</b>	<b>0</b>	<b>0</b>	<b>0</b>	<b>0</b>	<b>127</b>
<i>DEPARTMENT TOTAL</i>	<b>0</b>	<b>0</b>	<b>0</b>	<b>0</b>	<b>127</b>
<b>HVACR *</b>					
HVACR Engineering Tech	0	0	0	0	56
HVACR Technology	0	0	0	0	68
Pre-HVACR Technology	0	0	0	0	15
<b>On-Campus Total</b>	<b>0</b>	<b>0</b>	<b>0</b>	<b>0</b>	<b>139</b>
OFF-CAMPUS					
HVACR Engineering Tech	0	0	0	0	11
<b>Off-Campus Total</b>	<b>0</b>	<b>0</b>	<b>0</b>	<b>0</b>	<b>11</b>
<i>DEPARTMENT TOTAL</i>	<b>0</b>	<b>0</b>	<b>0</b>	<b>0</b>	<b>150</b>
<b>MANUFACTURING *</b>					
Manufacturing Engineering Tech	0	0	0	0	45
Manufacturing Tooling Tech	0	0	0	0	55
Pre-Manufacturing Engineer Tech	0	0	0	0	3
Pre-Manufacturing Tooling Tech	0	0	0	0	2
<b>On-Campus Total</b>	<b>0</b>	<b>0</b>	<b>0</b>	<b>0</b>	<b>105</b>
OFF-CAMPUS					
Manufacturing Engineering Tech	0	0	0	0	75
Quality Engineering Tech	0	0	0	0	14
Quality Technology Cert	0	0	0	0	1
<b>Off-Campus Total</b>	<b>0</b>	<b>0</b>	<b>0</b>	<b>0</b>	<b>90</b>
<i>DEPARTMENT TOTAL</i>	<b>0</b>	<b>0</b>	<b>0</b>	<b>0</b>	<b>195</b>

\* Department reorganization effective Winter 2001

Source: Office of Institutional Research and Testing

# STUDENTS/ENROLLMENT

## ENROLLMENT BY PROGRAM FALL SEMESTER

COLLEGE	1997/98	1998/99	1999/00	2000/01	2001/02
<b>TECHNOLOGY</b>					
<b>MECHANICAL DESIGN *</b>					
CAD Drafting & Tool Design Tech	0	0	0	0	70
Pre-CAD Drafting & Tool Design Tech	0	0	0	0	6
Mechanical Engineering Tech - BS	0	0	0	0	11
Mechanical Engineering Tech - AAS	0	0	0	0	67
Pre-Mechanical Engineering Tech - BS	0	0	0	0	1
Pre-Mechanical Engineering Tech - AAS	0	0	0	0	10
Pre-Product Design Engineering Tech	0	0	0	0	1
Product Design Engineering Tech	0	0	0	0	52
<b>On-Campus Total</b>	<b>0</b>	<b>0</b>	<b>0</b>	<b>0</b>	<b>218</b>
OFF-CAMPUS					
Product Design Engineering Tech	0	0	0	0	42
<b>Off-Campus Total</b>	<b>0</b>	<b>0</b>	<b>0</b>	<b>0</b>	<b>42</b>
<i>DEPARTMENT TOTAL</i>	<b>0</b>	<b>0</b>	<b>0</b>	<b>0</b>	<b>260</b>
<b>PLASTICS &amp; RUBBER ENGINEERING TECH *</b>					
Plastics Engineering Technology	0	0	0	0	74
Plastics Technology	0	0	0	0	127
Pre-Plastics Engineering Tech	0	0	0	0	8
Pre-Plastics Technology	0	0	0	0	4
Pre-Rubber Technology	0	0	0	0	1
Rubber Engineering Tech	0	0	0	0	8
Rubber Technology	0	0	0	0	42
<b>On-Campus Total</b>	<b>0</b>	<b>0</b>	<b>0</b>	<b>0</b>	<b>264</b>
OFF-CAMPUS					
Plastics Engineering Technology	0	0	0	0	2
<b>Off-Campus Total</b>	<b>0</b>	<b>0</b>	<b>0</b>	<b>0</b>	<b>2</b>
<i>DEPARTMENT TOTAL</i>	<b>0</b>	<b>0</b>	<b>0</b>	<b>0</b>	<b>266</b>
<b>PRINTING &amp; IMAGING TECHNOLOGY MGMT *</b>					
New Media Printing & Publishing	0	0	0	0	20
Printing Management	0	0	0	0	30
Printing & Digital Graphic Imaging Tech	0	0	0	0	68
<b>On-Campus Total</b>	<b>0</b>	<b>0</b>	<b>0</b>	<b>0</b>	<b>118</b>
<i>DEPARTMENT TOTAL</i>	<b>0</b>	<b>0</b>	<b>0</b>	<b>0</b>	<b>118</b>
<b>SURVEYING ENGINEERING *</b>					
Pre-Surveying Engineering	0	0	0	0	3
Pre-Surveying Technology	0	0	0	0	3
Surveying Engineering	0	0	0	0	74
Surveying Technology	0	0	0	0	19
<b>On-Campus Total</b>	<b>0</b>	<b>0</b>	<b>0</b>	<b>0</b>	<b>99</b>
<i>DEPARTMENT TOTAL</i>	<b>0</b>	<b>0</b>	<b>0</b>	<b>0</b>	<b>99</b>

\* Department reorganization effective Winter 2001

Source: Office of Institutional Research and Testing



# STUDENTS/ENROLLMENT

## ENROLLMENT BY PROGRAM FALL SEMESTER

COLLEGE	1997/98	1998/99	1999/00	2000/01	2001/02
<b>TECHNOLOGY</b>					
<b>WELDING ENGINEERING TECH *</b>					
Pre-Welding Engineering Tech	0	0	0	0	2
Pre-Welding Technology	0	0	0	0	2
Welding Technology	0	0	0	0	65
Welding Technology Cert	0	0	0	0	1
Welding Engineering Technology	0	0	0	0	50
<b>On-Campus Total</b>	<b>0</b>	<b>0</b>	<b>0</b>	<b>0</b>	<b>120</b>
<i>DEPARTMENT TOTAL</i>	<b>0</b>	<b>0</b>	<b>0</b>	<b>0</b>	<b>120</b>
UNDECLARED OFF-CAMPUS	54	41	29	34	31
ON-CAMPUS TOTAL	1,968	2,022	2,028	2,159	#REF!
OFF-CAMPUS TOTAL	236	212	196	197	#REF!
<b>COLLEGE TOTAL</b>	<b>2,204</b>	<b>2,234</b>	<b>2,224</b>	<b>2,356</b>	<b>#REF!</b>

\* Department reorganization effective Winter 2001

Source: Office of Institutional Research and Testing

## STUDENTS/ENROLLMENT

### ENROLLMENT BY PROGRAM FALL SEMESTER

COLLEGE	1997/98	1998/99	1999/00	2000/01	2001/02
<b>UNIVERSITY COLLEGE</b>					
<b>DEVELOPMENTAL PROG &amp; CURRICULUM</b>					
Career Exploration	220	161	224	285	187
Collegiate Skills	115	125	81	72	44
Directed Studies	124	150	93	100	84
Intensive English Language Program *	0	0	0	0	35
NON-DEGREE	0	0	0	100	68
<i>DEPARTMENT TOTAL</i>	<b>459</b>	<b>436</b>	<b>398</b>	<b>557</b>	<b>418</b>
<b>COLLEGE TOTAL</b>	<b>459</b>	<b>436</b>	<b>398</b>	<b>557</b>	<b>418</b>

\* Intensive English Language Program moved from Arts & Sciences effective Winter 01

Source: Office of Institutional Research and Testing

# STUDENTS/ENROLLMENT

## AVERAGE HSGP & ACT SCORES FTIAC Students (First Time In Any College) Fall 1997 - 2001

	<u>1997</u>	<u>1998</u>	<u>1999</u>	<u>2000</u>	<u>2001</u>
<u>High School GPA</u>	2.80	2.82	2.85	2.89	3.51
<u>ACT</u>					
Composite:	19.2	19.0	19.2	19.4	19.8
English:	17.9	17.8	17.9	18.1	18.3
Math:	19.0	19.0	19.1	19.4	19.8
Reading:	19.3	19.9	19.2	19.5	19.9
Sci. Reasoning:	20.2	19.0	19.9	20.3	20.5

## AVERAGE AGE Fall 2001

	FULL-TIME		PART-TIME		FULL-TIME AND PART-TIME	
	<u>Men</u>	<u>Women</u>	<u>Men</u>	<u>Women</u>	<u>Men</u>	<u>Women</u>
UNDERGRADUATE STUDENTS	21	21	28	32	22	24
GRADUATE STUDENTS	26	28	35	37	32	35
FIRST PROFESSIONAL STUDENTS	24	23	32	31	24	24

Source: Office of Institutional Research & Testing

# STUDENTS/ENROLLMENT

**Ferris State University  
Average Number of Credits Taken by Students  
By Class Level  
Fall 1998 thru Fall 2001**

	<b>Fall 1998</b>	<b>Winter 1999</b>	<b>Summer 1999</b>	<b>Fall 1999</b>	<b>Winter 2000</b>	<b>Summer 2000</b>	<b>Fall 2000</b>	<b>Winter 2001</b>	<b>Summer 2001</b>	<b>Fall 2001</b>
<b>Freshman</b>	12.57	12.34	5.81	12.60	12.20	6.01	12.87	12.20	5.58	12.77
<b>Sophomore</b>	13.50	13.56	6.30	13.63	13.67	6.32	13.57	13.59	5.90	13.54
<b>Junior</b>	12.65	12.71	7.09	12.57	12.77	6.95	12.44	12.58	6.46	12.37
<b>Senior</b>	11.60	11.91	7.17	11.71	11.96	7.46	11.74	11.90	6.78	11.58
<b>Graduate</b>	6.13	5.71	5.90	6.04	6.13	6.03	6.49	6.26	5.21	5.69
<b>1st Professional</b>	18.22	18.49	13.00	18.79	18.56	13.10	17.82	17.19	12.69	16.93
<b>Special Grad</b>	3.52	4.28	4.69	3.48	4.27	4.44	4.18	4.45	3.84	3.70
<b>Special Undergrad</b>	8.48	7.88	5.44	7.04	7.72	6.12	7.53	6.74	5.53	8.46
<b>Total Avg</b>	<b>10.83</b>	<b>10.86</b>	<b>6.92</b>	<b>10.73</b>	<b>10.91</b>	<b>7.05</b>	<b>10.83</b>	<b>10.61</b>	<b>6.50</b>	<b>10.63</b>
<b>Undergrad Avg</b>	<b>12.58</b>	<b>12.63</b>	<b>6.59</b>	<b>12.63</b>	<b>12.65</b>	<b>6.69</b>	<b>12.66</b>	<b>12.57</b>	<b>6.18</b>	<b>12.56</b>

Source: Office of Institutional Research

# Degrees

## DEGREES/PROGRAMS

### DEGREES CONFERRED BY PROGRAM ACADEMIC YEAR (SUMMER, FALL, WINTER SEMESTERS)

	1998-99				1999-00				2000-01			
	CERT	AS	BS	MS	CERT	AS	BS	MS	CERT	AS	BS	MS
<b>ALLIED HEALTH SCIENCES</b>												
<b>ALLIED DENTAL</b>												
Dental Hygiene		62				50				65		
Dental Technician		6				2						
<b>TOTAL</b>		<b>68</b>				<b>52</b>				<b>65</b>		
<b>ENVIRONMENTAL/CLINICAL SCIENCE</b>												
Indust & Environmental Health Mgmt			22				13				2	
Medical Laboratory Technology		11				10				6		
Medical Technology			19				20				10	
<b>TOTAL</b>		<b>11</b>	<b>41</b>			<b>10</b>	<b>33</b>			<b>6</b>	<b>12</b>	
<b>HEALTH MANAGEMENT</b>												
Coding/Reimbursement Specialis									1			
Environmental Health & Safety											6	
Health Care Systems Administration			38				24				26	
Health Information Management			14				8				9	
Health Information Technology		25				16				1		
Health Systems Management											1	
Medical Record Administration							4				1	
Medical Record Technology						7				14		
<b>TOTAL</b>		<b>25</b>	<b>52</b>			<b>23</b>	<b>36</b>		<b>1</b>	<b>15</b>	<b>43</b>	
<b>HOSPITAL RELATED</b>												
Nuclear Medicine Technology		18	12			17	13			13	5	
Radiography		49				58				47		
Respiratory Care		17				15				13		
<b>TOTAL</b>		<b>84</b>	<b>12</b>			<b>90</b>	<b>13</b>			<b>73</b>	<b>5</b>	
<b>NURSING</b>												
Nursing		59	62			33	52			13	57	
<b>TOTAL</b>		<b>59</b>	<b>62</b>			<b>33</b>	<b>52</b>			<b>13</b>	<b>57</b>	
<b>COLLEGE TOTAL</b>		<b>247</b>	<b>167</b>			<b>208</b>	<b>134</b>		<b>1</b>	<b>172</b>	<b>117</b>	

Source: Office of Institutional Research and Testing

# DEGREES/PROGRAMS

## DEGREES CONFERRED BY PROGRAM ACADEMIC YEAR (SUMMER, FALL, WINTER SEMESTERS)

ARTS & SCIENCES	1998-99				1999-00				2000-01			
	CERT	AS	BS	MS	CERT	AS	BS	MS	CERT	AS	BS	MS
<b>BIOLOGICAL SCIENCES</b>												
Applied Biology			27				23				34	
Biotechnology			7				3				3	
Ornamental Horticulture		11				9				11		
<b>TOTAL</b>		<b>11</b>	<b>34</b>			<b>9</b>	<b>26</b>			<b>11</b>	<b>37</b>	
<b>PRE-PROF NON-SCIENCE</b>												
Liberal Arts		28				13				11		
Pre-Law												
<b>TOTAL</b>		<b>28</b>				<b>13</b>				<b>11</b>		
<b>PRE-PROF SCIENCE</b>												
Pre-Dentistry												
Pre-Optometry		3										
Pre-Pharmacy		10										
Pre-Science		3				33				17		
<b>TOTAL</b>		<b>16</b>				<b>33</b>				<b>17</b>		
<b>HUMANITIES</b>												
Applied Speech Communication			8			4	7			3	9	
<b>TOTAL</b>			<b>8</b>			<b>4</b>	<b>7</b>			<b>3</b>	<b>9</b>	
<b>LANGUAGE &amp; LITERATURE</b>												
Journalism		1										
Tech & Professional Communication			2				5				1	
<b>TOTAL</b>		<b>1</b>	<b>2</b>				<b>5</b>				<b>1</b>	
<b>MATHEMATICS</b>												
Applied Mathematics/Actuarial Science											1	
Applied Mathematics							2					
Applied Mathematics/Computer Science												
Applied Mathematics/Statistics							2				1	
<b>TOTAL</b>							<b>4</b>				<b>2</b>	
<b>PHYSICAL SCIENCES</b>												
Industrial Chemistry Technology		8				12				9		
<b>TOTAL</b>		<b>8</b>				<b>12</b>				<b>9</b>		
<b>SOCIAL SCIENCES</b>												
Public Administration			2				4				5	
Social Work			33				42				35	
<b>TOTAL</b>			<b>35</b>				<b>46</b>				<b>40</b>	
<b>COLLEGE TOTAL</b>		<b>64</b>	<b>79</b>			<b>71</b>	<b>88</b>			<b>51</b>	<b>89</b>	

Source: Office of Institutional Research and Testing

## DEGREES/PROGRAMS

### DEGREES CONFERRED BY PROGRAM ACADEMIC YEAR (SUMMER, FALL, WINTER SEMESTERS)

BUSINESS	1998-99				1999-00				2000-01			
	CERT	AS	BS	MS	CERT	AS	BS	MS	CERT	AS	BS	MS
<b>ACCOUNTANCY/CIS</b>												
Accountancy			30				32				32	
Accountancy/Finance			5				1				1	
Accountancy/CIS			2				2				3	
AS/400 Computer Programming	8				12				3			
Computer Info Systems			52				40				48	
Computer Info Systems/Management							1				2	
Computer Info Systems/Marketing			3				1					
Computer Literacy					3				1			
Executive Secretary		1										73
Information Systems Management				52				39				
Midrange Computer	1											
Office Automation Systems											1	
Quality Improvement for Managers	2				2							
<b>TOTAL</b>	<b>11</b>	<b>1</b>	<b>92</b>	<b>52</b>	<b>17</b>		<b>77</b>	<b>39</b>	<b>4</b>		<b>87</b>	<b>73</b>

MANAGEMENT												
Accelerated Business			1									
Business Administration			73				82				73	
Diversified Business						1						
Finance			6				10				7	
General Business		33				20				17		
Human Resource Management			9				6				8	
Insurance			4		1		3		2		1	
Insurance/Real Estate			2				1				2	
International Business	5		4		8		5		13		4	
Legal Assistant		6				7				6		
Management			8				6				7	
Operations Management			3								1	
Real Estate	1	3			1	1				2		
Resort Management											1	
Small Business Management	4		5		4		5		5		11	
<b>TOTAL</b>	<b>10</b>	<b>42</b>	<b>115</b>		<b>14</b>	<b>29</b>	<b>118</b>		<b>20</b>	<b>25</b>	<b>115</b>	

Source: Office of Institutional Research and Testing



## DEGREES/PROGRAMS

### DEGREES CONFERRED BY PROGRAM ACADEMIC YEAR (SUMMER, FALL, WINTER SEMESTERS)

BUSINESS	1998-99				1999-00				2000-01			
	CERT	AS	BS	MS	CERT	AS	BS	MS	CERT	AS	BS	MS
<b>MARKETING</b>												
Advanced Studies in Global Logistics	1				5				1			
Advertising			8				24		1		15	
Direct Marketing	10				13				11			
E-Commerce									1			
Food Service Management		15										
Hospitality Management			7				1				3	
Hotel Management							6				6	
Marketing	4		24		1		17		3		22	
Marketing/PGM			46				48				45	
Marketing/PTM			9				6				16	
Marketing Research					1							
Marketing/Sales	1		11				10				11	
Multimedia Production	5				9				1			
Music Industry Management			1				4				5	
Public Relations			6				2		1		2	
Restaurant & Food Industry Management						15				7		
Retailing	13	1					5				2	
Visual Communication		17	8			23	19			19	16	
<b>TOTAL</b>	<b>34</b>	<b>33</b>	<b>120</b>		<b>29</b>	<b>38</b>	<b>142</b>		<b>19</b>	<b>26</b>	<b>143</b>	
<b>COLLEGE TOTAL</b>	<b>55</b>	<b>76</b>	<b>327</b>	<b>52</b>	<b>60</b>	<b>67</b>	<b>337</b>	<b>39</b>	<b>43</b>	<b>51</b>	<b>345</b>	<b>73</b>

Source: Office of Institutional Research and Testing

# DEGREES/PROGRAMS

## DEGREES CONFERRED BY PROGRAM ACADEMIC YEAR (SUMMER, FALL, WINTER SEMESTERS)

EDUCATION & HUMAN SERVICES	1998-99				1999-00				2000-01			
	CERT	AS	BS	MS	CERT	AS	BS	MS	CERT	AS	BS	MS
<b>CHILD DEVELOPMENT</b>												
Child Development		13				22				6		
Early Childhood Education										8		
<b>TOTAL</b>		<b>13</b>				<b>22</b>				<b>14</b>		
<b>CRIMINAL JUSTICE</b>												
Criminal Justice Administration				3				13				6
Criminal Justice			92				102				97	
Forensics Science	1											
Pre-Criminal Justice		83				83				59		
<b>TOTAL</b>	<b>1</b>	<b>83</b>	<b>92</b>	<b>3</b>		<b>83</b>	<b>102</b>	<b>13</b>		<b>59</b>	<b>97</b>	<b>6</b>
<b>LEISURE STUDIES &amp; WELLNESS</b>												
Recreation Leadership & Management			20				18				11	
<b>TOTAL</b>			<b>20</b>				<b>18</b>				<b>11</b>	
<b>OCCUPATIONAL EDUCATION</b>												
Allied Health Education			2				1				1	
Biology Education			6				7				13	
Business Education			9				6				5	
Career & Technical Education				28				28				34
Chemistry Education							1				4	
Curriculum & Instruction								1				3
English Education			13				18				29	
Mathematics Education			8				14				6	
Pre-Teaching Elementary		3				2				4		
Pre-Teaching Secondary		5				13				5		
Technical Education			7				9				14	
Training in Business & Industry Education							1					
Wage Earning Home Economics Edu			4									
<b>TOTAL</b>		<b>8</b>	<b>49</b>	<b>28</b>		<b>15</b>	<b>57</b>	<b>29</b>		<b>9</b>	<b>72</b>	<b>37</b>
<b>TELEVISION PRODUCTION</b>												
Television Production			11				7				11	
<b>TOTAL</b>			<b>11</b>				<b>7</b>				<b>11</b>	
<b>COLLEGE TOTAL</b>	<b>1</b>	<b>91</b>	<b>172</b>	<b>31</b>		<b>98</b>	<b>184</b>	<b>42</b>		<b>82</b>	<b>191</b>	<b>43</b>

Source: Office of Institutional Research and Testing

# DEGREES/PROGRAMS

## DEGREES CONFERRED BY PROGRAM ACADEMIC YEAR (SUMMER, FALL, WINTER SEMESTERS)

KENDALL	1998-99				1999-00				2000-01			
	CERT	AS	BS	MS	CERT	AS	BS	MS	CERT	BS	BFA	MS
<b>DESIGN STUDIES</b>												
Furniture Design											2	
Illustration											13	
Industrial Design											3	
Interior Design											7	
Visual Communication											23	
<b>TOTAL</b>											<b>48</b>	
<b>FINE ARTS/FOUNDATION</b>												
Fine Arts Drawing											1	
Fine Arts Painting											8	
Fine Arts Photography											4	
Fine Arts Woodwork											1	
<b>TOTAL</b>											<b>14</b>	
<b>LIBERAL ARTS &amp; SCIENCES</b>												
Art History											2	
<b>TOTAL</b>											<b>2</b>	
<b>COLLEGE TOTAL</b>											<b>2</b>	<b>62</b>

FSU/Kendall merger effective December 2000

Source: Office of Institutional Research and Testing

## DEGREES/PROGRAMS

### DEGREES CONFERRED BY PROGRAM ACADEMIC YEAR (SUMMER, FALL, WINTER SEMESTERS)

MICHIGAN COLLEGE OF OPTOMETRY	1998-99				1999-00				2000-01			
	CERT	AS	BS	OD	CERT	AS	BS	OD	CERT	AS	BS	OD
Opticianry		7				11				13		
Optometry				32				27				31
Visual Science			9				13				8	
<b>COLLEGE TOTAL</b>		<b>7</b>	<b>9</b>	<b>32</b>		<b>11</b>	<b>13</b>	<b>27</b>		<b>13</b>	<b>8</b>	<b>31</b>

### DEGREES CONFERRED BY PROGRAM ACADEMIC YEAR (SUMMER, FALL, WINTER SEMESTERS)

PHARMACY	1998-99				1999-00				2000-01			
	CERT	AS	BS	Pharm D	CERT	AS	BS	Pharm D	CERT	AS	BS	Pharm D
Pharmacy			116	9			125	17			99	21
<b>COLLEGE TOTAL</b>			<b>116</b>	<b>9</b>			<b>125</b>	<b>17</b>			<b>99</b>	<b>21</b>

Source: Office of Institutional Research and Testing

# DEGREES/PROGRAMS

## DEGREES CONFERRED BY PROGRAM ACADEMIC YEAR (SUMMER, FALL, WINTER SEMESTERS)

TECHNOLOGY	1998-99				1999-00				2000-01			
	CERT	AS	BS	MS	CERT	AS	BS	MS	CERT	AS	BS	MS
<b>CONSTRUCTION &amp; FACILITIES</b>												
Advanced Construction Management	2								10			
Architectural Technology		27				14				16		
Building Construction Technology		27				39				42		
Civil Engineering Technology		9				6				13		
Construction Administration					11				1			
Construction Management			26				31				42	
Facilities Management	19		12		11		9		9		14	
Field Engineering	1				1							
Geographic Information	12				7				23			
HVACR Engineering Technology			22				32				36	
HVACR Technology		39				22				28		
Surveying Engineering			23				20				15	
Surveying Technology		3				5				1		
<b>TOTAL</b>	<b>34</b>	<b>105</b>	<b>83</b>		<b>30</b>	<b>86</b>	<b>92</b>		<b>43</b>	<b>100</b>	<b>107</b>	

<b>DESIGN, MFG &amp; GRAPHIC ARTS</b>												
CAD Drafting & Tool Design Tec											14	
Manufacturing Tooling Technology		15				15				23		
Manufacturing Engineering Technology			31				22				32	
Mechanical Engineering Technology		13				18				14		
Plastics Engineering Technology			46				48				46	
Plastics Technology		55				53				39		
Printing Management			14				15				18	
Printing & Digital Graphic Imaging		20				18				30		
Product Design Engineering Technology			23				23				17	
Quality Engineering Technology							3				6	
Quality Technology	4				11				6			
Rubber Technology						4				6		
Technical Drafting & Tool Design		25				18				5		
Technical Illustration		2										
Welding Engineering Technology			18				28				14	
Welding Technology		10				22				15		
<b>TOTAL</b>	<b>4</b>	<b>140</b>	<b>132</b>		<b>11</b>	<b>148</b>	<b>139</b>		<b>6</b>	<b>146</b>	<b>133</b>	

Source: Office of Institutional Research and Testing

## DEGREES/PROGRAMS

### DEGREES CONFERRED BY PROGRAM ACADEMIC YEAR (SUMMER, FALL, WINTER SEMESTERS)

TECHNOLOGY	1998-99				1999-00				2000-01			
	CERT	AS	BS	MS	CERT	AS	BS	MS	CERT	AS	BS	MS
<b>TRANSPORTATION &amp; ELECTRONICS</b>												
Automotive Body		13				15				10		
Automotive & Heavy Equip Mgmt			24				43				32	
Automotive Machine Technology						1				1		
Automotive Service Technology		39				52				50		
Computer Networks & Systems			2				5				11	
Electrical/Electronics Engineering			16				17				16	
Electrical Power Generation	2											
Heavy Equipment Service			13				9				5	
Heavy Equipment Technology		33				24				30		
Industrial Electronics Technology		11				18				16		
Performance Machining					17				4			
Performance Motorsports					12				3			
<b>TOTAL</b>	<b>2</b>	<b>96</b>	<b>55</b>		<b>29</b>	<b>110</b>	<b>74</b>		<b>7</b>	<b>107</b>	<b>64</b>	
<b>COLLEGE TOTAL</b>	<b>40</b>	<b>341</b>	<b>270</b>		<b>70</b>	<b>344</b>	<b>305</b>		<b>56</b>	<b>353</b>	<b>304</b>	

Source: Office of Institutional Research and Testing

## DEGREES/PROGRAMS

### DEGREES CONFERRED AT FERRIS STATE UNIVERSITY ACADEMIC YEAR (SUMMER, FALL, WINTER SEMESTERS )

	<u>CERT</u>	<u>ASSOCIATE</u>	<u>BACHELOR</u>	<u>MASTERS</u>	<u>DOCTORATE</u>	<u>TOTAL</u>
<b>1987 - 1988</b>	3	1,040	1,521	20	35	2,619
<b>1988 - 1989</b>	2	1,040	1,559	32	30	2,663
<b>1989 - 1990</b>	6	1,177	1,721	27	33	2,964
<b>1990 - 1991</b>	9	1,107	1,662	31	33	2,842
<b>1991 - 1992</b>	13	1,156	1,790	36	36	3,031
<b>1992 - 1993</b>	7	1,295	1,898	38	35	3,273
<b>1993 - 1994</b>	8	975	1,789	27	36	2,835
<b>1994 - 1995</b>	11	948	1,661	34	40	2,694
<b>1995 - 1996</b>	53	860	1,438	40	35	2,426
<b>1996 - 1997</b>	71	786	1,328	43	41	2,269
<b>1997 - 1998</b>	82	823	1,281	97	40	2,323
<b>1998 - 1999</b>	96	839	1,140	83	41	2,199
<b>1999 - 2000</b>	130	821	1,186	81	44	2,262
<b>2000 - 2001</b>	100	722	1,217	116	52	2,207

Source: Office of Institutional Research and Testing

## DEGREES/PROGRAMS

<b>FERRIS STATE UNIVERSITY</b>			
<b>APPROVED PROGRAMS</b>			
<b>PROGRAM NAMES</b>	<b>COLLEGE</b>	<b>DEPARTMENT</b>	<b>DEGREE</b>
Bachelor of Integrative Studies			BS
Dental Hygiene	AHS	Nursing & Dental Hygiene	AAS
Diagnostic Medical Sonography	AHS	Health Related	AAS
Environmental Health and Safety Management	AHS	Health Management	BS
Environmental Health and Safety Technology	AHS	Health Management	AAS
Medical Record Administration	AHS	Health Management	BS
Medical Record Technology	AHS	Health Management	AAS
Health Care Systems Administration	AHS	Health Management	BS
Medical Laboratory Technology	AHS	Health Related	AAS
Medical Technology (Career Mobility)	AHS	Health Related	BS
Medical Technology (Integrated)	AHS	Health Related	BS
Nuclear Medicine Technology	AHS	Health Related	AAS
Nuclear Medicine Technology	AHS	Health Related	BS
Nursing	AHS	Nursing & Dental Hygiene	AAS
Nursing	AHS	Nursing & Dental Hygiene	BSN
Radiography	AHS	Health Related	AAS
Respiratory Care	AHS	Health Related	AAS
Applied Biology	A/S	Biological Sciences	BS
Applied Biology/Environmental Biology track	A/S	Biological Sciences	BS
Applied Biology/Pre-Dentistry track	A/S	Biological Sciences	BS
Applied Biology/Pre-Medicine track	A/S	Biological Sciences	BS
Applied Biology/Pre-Physical Therapy track	A/S	Biological Sciences	BS
Applied Biology/Pre-Veterinary Medicine track	A/S	Biological Sciences	BS
Applied Speech Communication	A/S	Humanities	AA
Applied Speech Communication	A/S	Humanities	BS
Applied Mathematics	A/S	Mathematics	BS
Applied Mathematics/Actuarial Science track	A/S	Mathematics	BS
Applied Mathematics/Computer Science track	A/S	Mathematics	BS
Applied Math/Operations Research track	A/S	Mathematics	BS
Applied Math/Statistics track	A/S	Mathematics	BS
Biology	A/S	Biological Sciences	BA
Biotechnology	A/S	Biological Sciences	BS
Communication	A/S	Humanities	BA
English	A/S	Language and Literature	BA
History	A/S	Humanities	BA
Industrial Chemistry Technology	A/S	Physical Sciences	AAS
Liberal Arts	A/S		AA
Mathematics	A/S	Mathematics	BA
Ornamental Horticulture Technology	A/S	Biological Sciences	AAS
Pre-Engineering	A/S		AS
Pre-Law	A/S		AA
Pre-Mortuary Science	A/S		AS

Source: Academic Affairs, Fall 2001



## DEGREES/PROGRAMS

<b>FERRIS STATE UNIVERSITY APPROVED PROGRAMS</b>			
<b>PROGRAM NAMES</b>	<b>COLLEGE</b>	<b>DEPARTMENT</b>	<b>DEGREE</b>
Pre-Optometry	A/S		AS
Pre-Pharmacy	A/S		AS
Pre-Science	A/S	Mathematics	AS
Psychology	A/S	Social Sciences	BS
Public Administration	A/S	Social Sciences	BS
Social Work	A/S	Social Sciences	BSW
Sociology	A/S	Social Sciences	BA
Tech and Professional Communication/Auto Writing Trk	A/S	Language and Literature	BS
Tech and Professional Communication/Comp Info.Trk	A/S	Language and Literature	BS
Tech and Professional Communication/Journalism Track	A/S	Language and Literature	BS
Tech and Professional Comm./Multi Media Writing Trk	A/S	Language and Literature	BS
Tech and Professional Communication/Pub Mgt Track	A/S	Language and Literature	BS
Tech and Professional Comm Scientific & Med Writing Trk	A/S	Language and Literature	BS
Accounting	BUS	Accountancy/Econ/Applied Stats	AAS
Accountancy/Cost/Managerial track	BUS	Accountancy/Econ/Applied Stats	BS
Accountancy/Professionally Directed track	BUS	Accountancy/Econ/Applied Stats	BS
Accountancy/Public Accounting track	BUS	Accountancy/Econ/Applied Stats	BS
Accountancy/Computer Information Systems	BUS	Computer Information Systems	BS
Accountancy/Finance	BUS	Accountancy/Econ/Applied Stats	BS
Advertising	BUS	Marketing	BS
Business Administration	BUS	Management	BS
Computer Information Systems	BUS	Computer Information Systems Dept	AAS
Computer Information Systems	BUS	Computer Information Systems Dept	BS
E-Commerce	BUS	Computer Information Systems Dept	BS
Finance	BUS	Management	BS
General Business	BUS	Management	AAS
Hotel Management	BUS	Marketing	BS
Human Resource Management	BUS	Management	BS
Information Systems Mgmt	BUS	Computer Information Systems Dept	MS
Insurance	BUS	Management	BS
Integrated Resource Management	BUS	Management	BS
International Business	BUS	Management	BS
Legal Assistant	BUS	Management	AAS
Management	BUS	Management	BS
Marketing	BUS	Marketing	BS
Marketing/Music Industry Management	BUS	Marketing	BS
Marketing/Professional Golf Management	BUS	Marketing	BS
Marketing/Professional Tennis Management	BUS	Marketing	BS
Public Relations	BUS	Marketing	BS
Resort Management	BUS	Marketing	BS
Restaurant & Food Industry Management	BUS	Marketing	AAS
Small Business Management	BUS	Management	BS

Source: Academic Affairs, Fall 2001

## DEGREES/PROGRAMS

<b>FERRIS STATE UNIVERSITY APPROVED PROGRAMS</b>			
<b>PROGRAM NAMES</b>	<b>COLLEGE</b>	<b>DEPARTMENT</b>	<b>DEGREE</b>
Visual Design and Web Media	BUS	Marketing	AAS
Visual Design and Web Media	BUS	Marketing	BS
Allied Health Education	EDU	School of Education	BS
Biology Education	EDU	School of Education	BS
Business Education	EDU	School of Education	BS
Career & Technical Education	EDU	School of Education	MS
Chemistry Education	EDU	School of Education	BS
Early Childhood Education	EDU	Child Development	AAS
Criminal Justice/Corrections option	EDU	Criminal Justice	BS
Criminal Justice/Generalist option	EDU	Criminal Justice	BS
Criminal Justice/Law Enforcement option	EDU	Criminal Justice	BS
Criminal Justice Administration	EDU	Criminal Justice	MS
Curriculum & Instruction - Secondary Certification option	EDU	School of Education	M.Ed.
Curriculum & Instruction - Administrative option	EDU	School of Education	M.Ed.
Elementary Education	EDU	School of Education	BS
English Education	EDU	School of Education	BS
Mathematics Education	EDU	School of Education	BS
Pre-Criminal Justice	EDU	Criminal Justice	AA
Pre-Teaching Elementary	EDU	School of Education	AA
Pre-Teaching Secondary	EDU	School of Education	AA
Recreation Leadership & Management	EDU	Leisure Studies & Wellness	BS
Science Education	EDU	School of Education	BS
Technical Education	EDU	School of Education	BS
Television and Digital Media Production	EDU	Television Production	BS
Training in Business and Industry	EDU	School of Education	BS
Wage Earning Home Economics Education	EDU	School of Education	BS
Art History	KEN	Liberal Arts & Sciences	BS
Fine Arts	KEN	Fine Arts/Foundation	BFA
Fine Arts Drawing	KEN	Fine Arts/Foundation	BFA
Fine Arts Drawing	KEN	Fine Arts/Foundation	MFA
Fine Arts Painting	KEN	Fine Arts/Foundation	BFA
Fine Arts Painting	KEN	Fine Arts/Foundation	MFA
Fine Arts Photography	KEN	Fine Arts/Foundation	BFA
Fine Arts Photography	KEN	Fine Arts/Foundation	MFA
Fine Arts Printmaking	KEN	Fine Arts/Foundation	BFA
Fine Arts Printmaking	KEN	Fine Arts/Foundation	MFA
Fine Arts Sculpture	KEN	Fine Arts/Foundation	BFA
Fine Arts Woodwork	KEN	Fine Arts/Foundation	BFA
Furniture Design	KEN	Design Studies	BFA
Illustration	KEN	Design Studies	BFA
Industrial Design	KEN	Design Studies	BFA
Interior Design	KEN	Design Studies	BFA
Visual Communications	KEN	Design Studies	BFA

Source: Academic Affairs, Fall 2001

## DEGREES/PROGRAMS

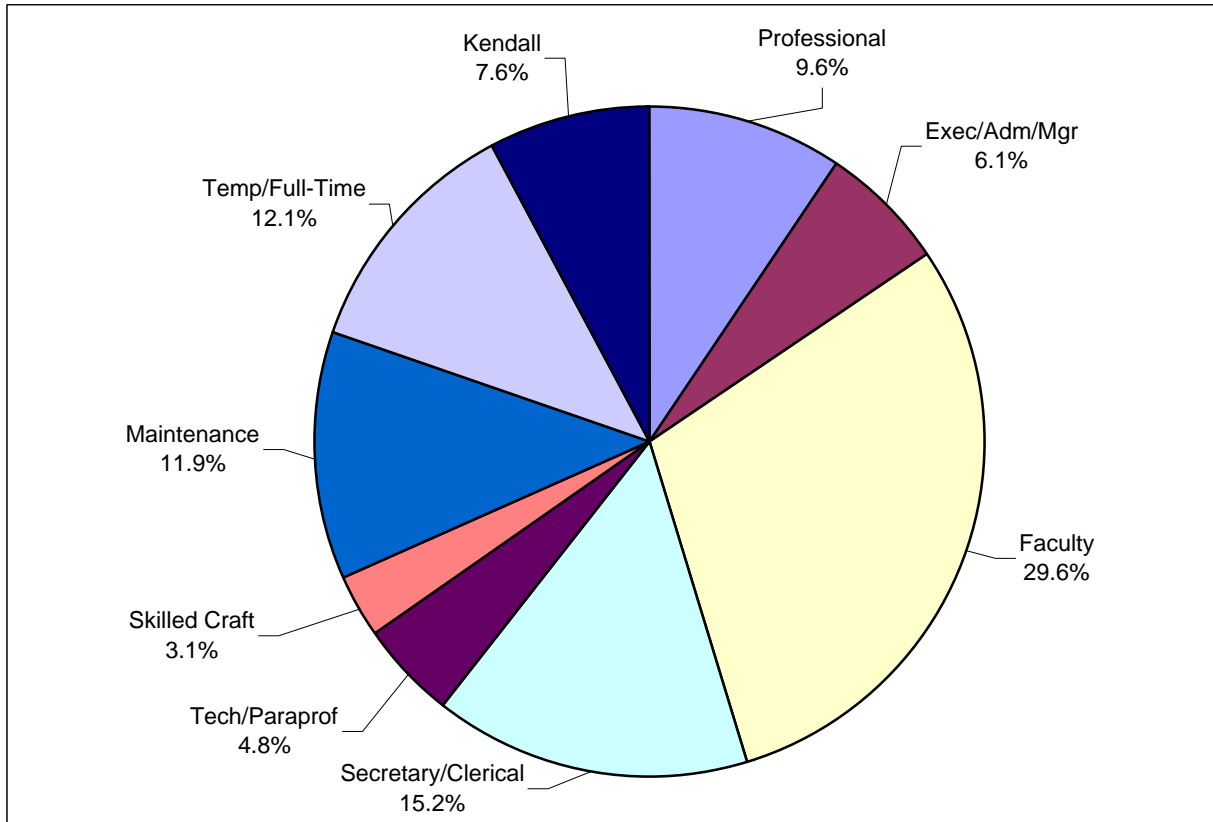
<b>FERRIS STATE UNIVERSITY APPROVED PROGRAMS</b>			
<b>PROGRAM NAMES</b>	<b>COLLEGE</b>	<b>DEPARTMENT</b>	<b>DEGREE</b>
Optometry	OPT	Optometry	OD
Doctor of Pharmacy	PHR	Pharmacy	Pharm.D.
Architectural Technology	TEC	Architectural Tech & Facilities Mgt	AAS
Automotive and Heavy Equipment Management	TEC	Automotive	BS
Automotive Body	TEC	Automotive	AAS
Automotive Engineering Technology	TEC	Automotive	BS
Automotive Service Technology	TEC	Automotive	AAS
Building Construction Technology	TEC	Construction Tech & Management	AAS
CAD Drafting & Tool Design Technology	TEC	Mechanical Design	AAS
Civil Engineering Technology	TEC	Construction Tech & Management	AAS
Computer Networks & Systems	TEC	Electronics/CNS	BS
Construction Management	TEC	Construction Tech & Management	BS
Construction Management/Highway/Bridge track	TEC	Construction Tech & Management	BS
Construction Management/Comm/Indust Bldg track	TEC	Construction Tech & Management	BS
Electrical/Electronics Eng Tech	TEC	Electronics/CNS	BS
Facilities Management	TEC	Architectural Tech & Facilities Mgt	BS
Heavy Equipment Service Engineeringr Technology	TEC	Heavy Equipment	BS
Heavy Equipment Service Technology	TEC	Heavy Equipment	AAS
HVACR Engineering Technology	TEC	HVACR	BS
HVACR Technology	TEC	HVACR	AAS
Industrial Electronics Technology	TEC	Electronics/CNS	AAS
Manufacturing Engineering Technology	TEC	Manufacturing	BS
Manufacturing Tooling Technology	TEC	Manufacturing	AAS
Mechanical Engineering Technology	TEC	Mechanical Design	AAS
Mechanical Engineering Technology	TEC	Mechanical Design	BS
New Media Printing & Publishing	TEC	Printing	BS
Plastics Engineering Technology	TEC	Plastics & Rubber	BS
Plastics Technology	TEC	Plastics & Rubber	AAS
Printing Management	TEC	Printing	BS
Printing & Digital Graphic Imaging Technology	TEC	Printing	AAS
Product Design Engineering Technology	TEC	Mechanical Design	BS
Quality Engineering Technology	TEC	Manufacturing	BS
Rubber Engineering Technology	TEC	Plastics & Rubber	BS
Rubber Technology	TEC	Plastics & Rubber	AAS
Surveying Engineering	TEC	Surveying Engineering	BS
Surveying Technology	TEC	Surveying Engineering	AAS
Welding Engineering Technology	TEC	Welding Engineering Technology	BS
Welding Technology	TEC	Welding Engineering Technology	AAS

Source: Academic Affairs, Fall 2001

# Faculty / Staff

**UNIVERSITY STAFF BY JOB CATEGORY AND SEX  
FALL 2001**

**FULL-TIME**



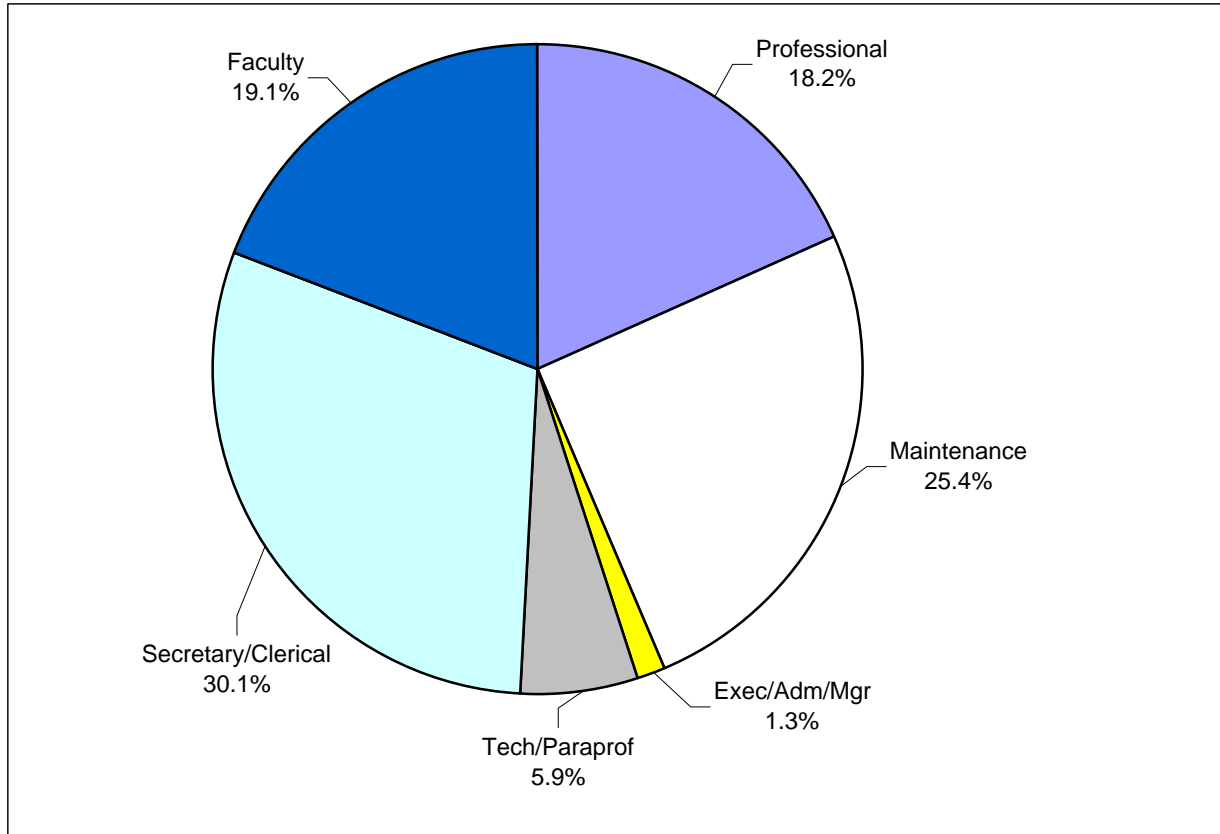
<u>JOB CATEGORY</u>	<u>MALE NUMBER</u>	<u>PERCENT</u>	<u>FEMALE NUMBER</u>	<u>PERCENT</u>	<u>TOTAL NUMBER</u>	<u>PERCENT</u>
<b>Professional</b>	81	54.0%	69	46.0%	150	9.6%
<b>Exec/Adm/Mgr</b>	62	65.3%	33	34.7%	95	6.1%
<b>Faculty</b>	330	71.0%	135	29.0%	465	29.6%
<b>Secretary/Clerical</b>	2	0.8%	236	99.2%	238	15.2%
<b>Tech/Paraprof</b>	48	63.2%	28	36.8%	76	4.8%
<b>Skilled Craft</b>	47	97.9%	1	2.1%	48	3.1%
<b>Maintenance</b>	91	48.7%	96	51.3%	187	11.9%
<b>Temporary Full-Time</b>	81	42.6%	109	57.4%	190	12.1%
<b>Kendall</b>	56	46.7%	64	53.3%	120	7.6%
<b>TOTAL</b>	798	50.9%	771	49.1%	1,569	100%

Source: Office of Human Resource Development

# FACULTY/STAFF

## UNIVERSITY STAFF BY JOB CATEGORY AND SEX FALL 2001

### PART-TIME

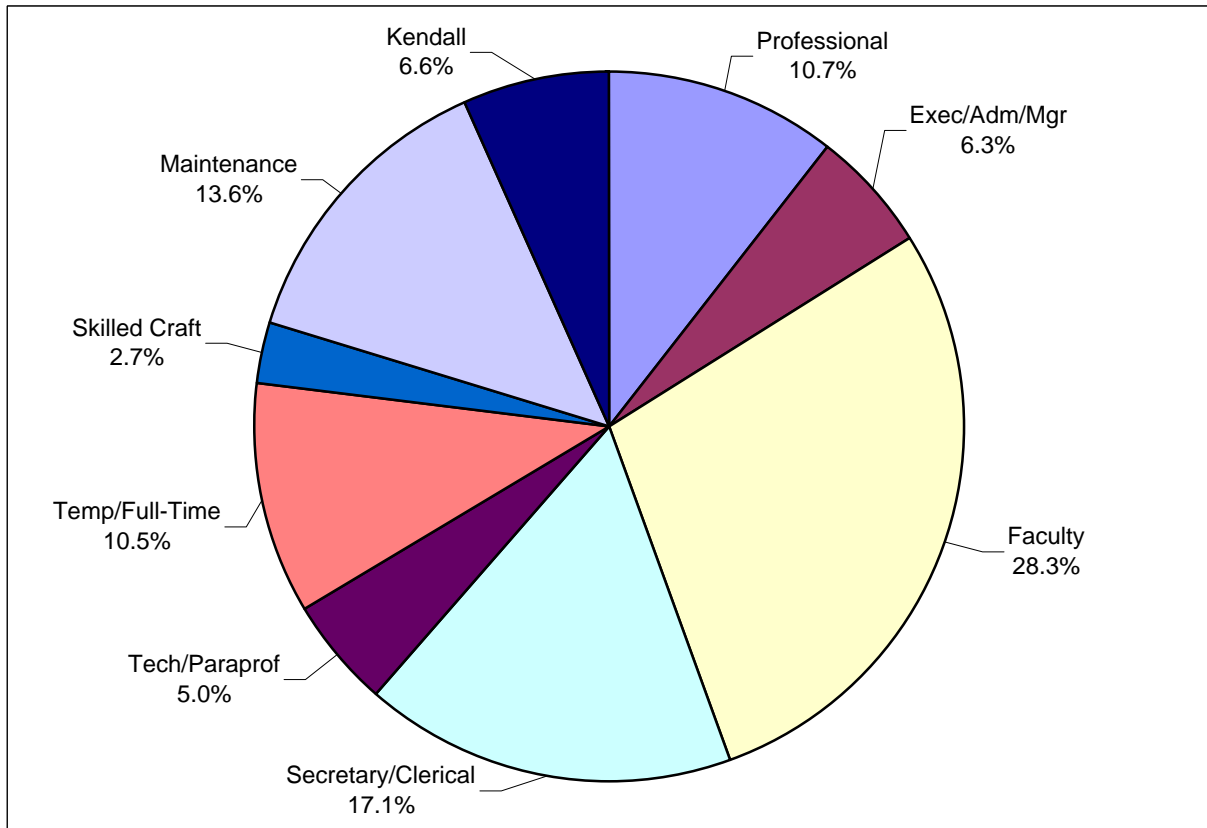


<u>JOB CATEGORY</u>	<u>MALE NUMBER</u>	<u>PERCENT</u>	<u>FEMALE NUMBER</u>	<u>PERCENT</u>	<u>TOTAL NUMBER</u>	<u>PERCENT</u>
Professional	21	48.8%	22	51.2%	43	18.2%
Exec/Adm/Mgr	3	100.0%	0	0.0%	3	1.3%
Faculty	28	62.2%	17	37.8%	45	19.1%
Secretary/Clerical	9	12.7%	62	87.3%	71	30.1%
Tech/Paraprof	7	50.0%	7	50.0%	14	5.9%
Skilled Craft	0	0.0%	0	0.0%	0	0.0%
Maintenance	24	40.0%	36	60.0%	60	25.4%
Kendall	0	0.0%	0	0.0%	0	0.0%
<b>TOTAL</b>	<b>92</b>	<b>39.0%</b>	<b>144</b>	<b>61.0%</b>	<b>236</b>	<b>100.0%</b>

Source: Office of Human Resource Development

**UNIVERSITY STAFF BY JOB CATEGORY AND SEX  
FALL 2001**

**TOTAL**



<b>JOB CATEGORY</b>	<b>MALE</b>		<b>FEMALE</b>		<b>TOTAL</b>	
	<b>NUMBER</b>	<b>PERCENT</b>	<b>NUMBER</b>	<b>PERCENT</b>	<b>NUMBER</b>	<b>PERCENT</b>
<b>Professional</b>	102	52.8%	91	47.2%	193	10.7%
<b>Exec/Adm/Mgr</b>	65	66.3%	33	33.7%	98	5.4%
<b>Faculty</b>	358	70.2%	152	29.8%	510	28.3%
<b>Secretary/Clerical</b>	11	3.6%	298	96.4%	309	17.1%
<b>Tech/Paraprof</b>	55	61.1%	35	38.9%	90	5.0%
<b>Skilled Craft</b>	47	97.9%	1	2.1%	48	2.7%
<b>Maintenance</b>	115	46.6%	132	53.4%	247	13.7%
<b>Temporary Full-Time</b>	81	42.6%	109	57.4%	190	10.5%
<b>Kendall</b>	56	46.7%	64	53.3%	120	6.6%
<b>TOTAL</b>	890	49.3%	915	50.7%	1805	100.0%

Source: Office of Human Resource Development

# FACULTY/STAFF

## WORK FORCE ANALYSIS SUMMARY FULL TIME EMPLOYEES - DECEMBER 2000

	<u>Female</u>	<u>Male</u>	<u>Total</u>
American Indian/Native Alaskan	3	5	8
Asian or Pacific Islander	8	16	24
Black	12	20	32
Hispanic	6	6	12
White	756	730	1486
<b>Total</b>	<b>785</b>	<b>777</b>	<b>1562</b>

Source: Affirmative Action



**DISTINGUISHED TEACHER AWARDS**

The Ferris State University Academic Senate oversees the selection of the Distinguished Teacher Awards. Teachers receiving this award have been nominated by their peers based on the following criteria: Teaching excellence; participation in professional development activities; interest in students outside the classroom/laboratory; and exhibiting distinction as a member of the university community.

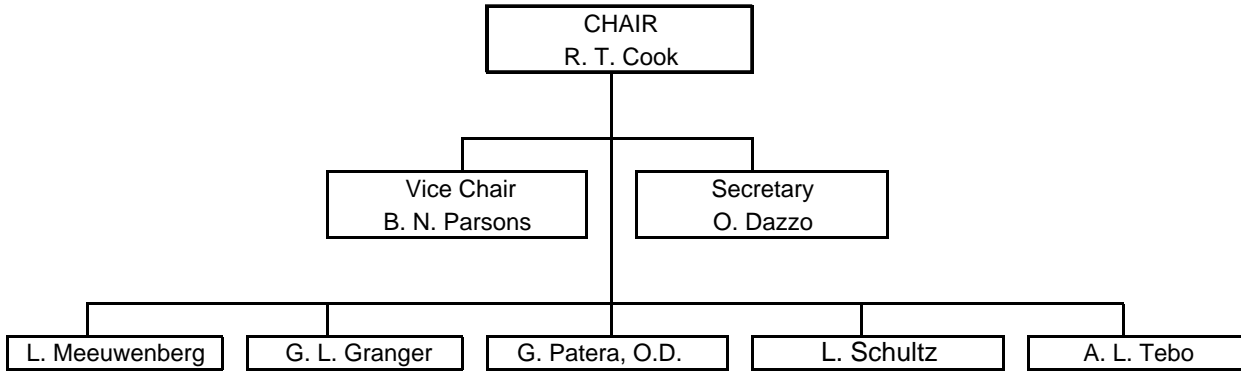
<b>YEAR</b>	<b>RECIPIENT</b>	<b>COLLEGE</b>	<b>YEAR</b>	<b>RECIPIENT</b>	<b>COLLEGE</b>
1963	Ralph E. Patullo	Arts & Sciences	1988	Robert C. Ferguson	Arts & Sciences
1964	June B. Carr	Arts & Sciences	1988	Garth S. McHattie	Education
1965	Marguerite Jeserich	Arts & Sciences	1989	Mark A. Curtis	Technology
1966	George Wells	Arts & Sciences	1989	James D. Maas	Business
1967	Garnet Zimmerman	Technology	1990	Dr. Marilyn Keigley	Business
1968	Karlis Kazerovskis	Pharmacy	1990	Christine Towner	Allied Health
1969	Frank Karas	Arts & Sciences	1991	Dr. Roxanne M. Cullen	Arts & Sciences
1970	Robert K. Harry	Arts & Sciences	1991	Gary C. Horn	Arts & Sciences
1971	Kenneth O. McManis	Arts & Sciences	1992	Bruce L. Beetley	Arts & Sciences
1972	George N. Holcomb	Pharmacy	1992	John H. Landis	Allied Health Sciences
1973	Richard Hunter	Allied Health	1993	Doug Fonner	Arts & Sciences
1974	Roger F. Kennedy	Technology	1993	Terry Nerbonne	Education
1975	Everett J. Nienhouse	Arts & Sciences	1994	Fred Lovgren	Business
1976	Barbara Sengelau	Allied Health	1994	Edward Stuart	Technology
1977	Max T. Yeley	Technology	1995	Maude Bigford	Arts & Sciences
1978	Richard L. Shaw	Technology	1995	Judy Schottle	Allied Health Sciences
1979	Joseph J. Mitala	Pharmacy	1996	Michael Keating	MI College of Opt. at F.S.U.
1980	Sidney P. Sytsma	Business	1996	Caroline Stern	Arts & Sciences
1981	Richard A. Santer	Arts & Sciences	1997	Dr. J. Randall Vance	MI College of Opt. at F.S.U.
1982	Michael D. Ells	Allied Health	1998	Dr. Walt Hoeksema	Arts & Sciences
1982	Neill H. Nutter	Arts & Sciences	1998	Mitchell LeClaire	Technology
1983	Herbert L. Carson	Arts & Sciences	1999	Maryanne Heidemann	Arts & Sciences
1984	Robert E. Friar	Arts & Sciences	1999	James (Ted) Walker	Arts & Sciences
1984	Newell H. Johnson	Technology	2000	Daniel E. Noren	Arts & Sciences
1985	Julia H. Bonkowski	Allied Health	2000	Richard J. Pisacreta	Arts & Sciences
1985	James P. Lehnert	Arts & Sciences	2001	Abdollah Ferdowsi	Business
1986	Ada Lou Carson	Arts & Sciences	2001	J. Randall Groves	Arts & Sciences
1987	Michael C. Cooper	Business			
1987	Rose Ann Swartz	Business			

Source: Academic Senate

# Organizational Charts

**FERRIS STATE UNIVERSITY**

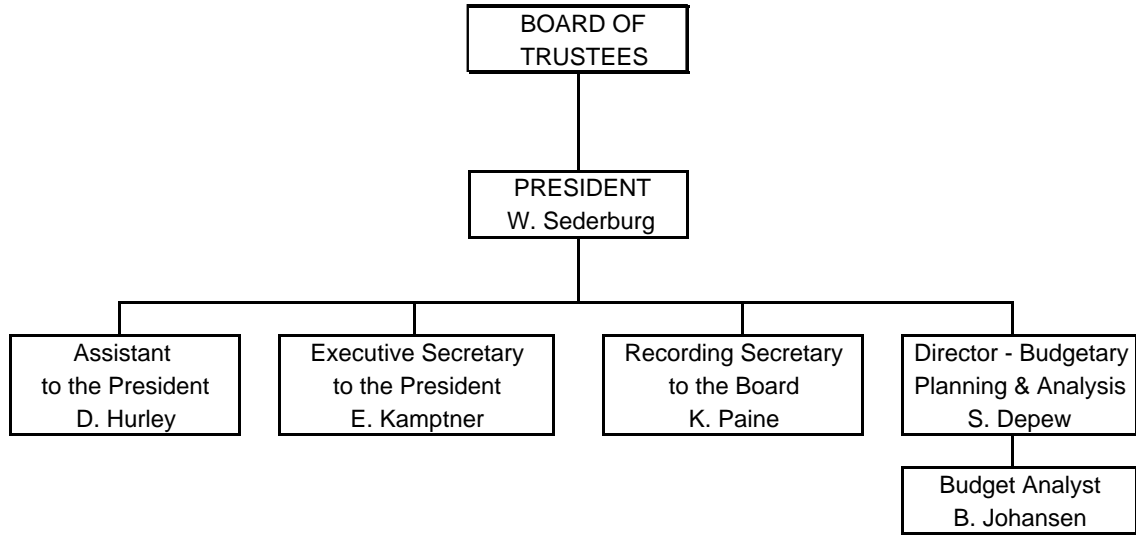
**BOARD OF TRUSTEES**



# ORGANIZATIONAL CHARTS

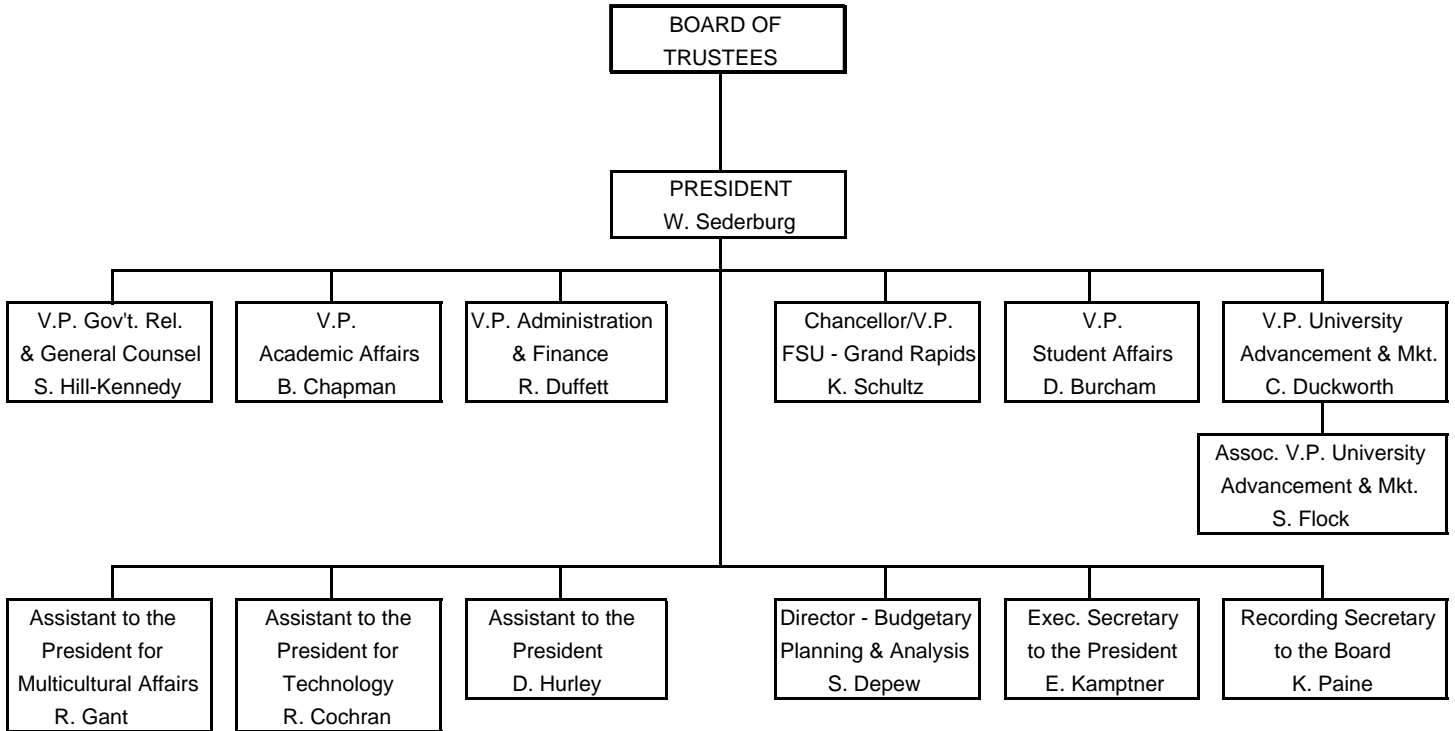
## FERRIS STATE UNIVERSITY

### EXECUTIVE DIVISION



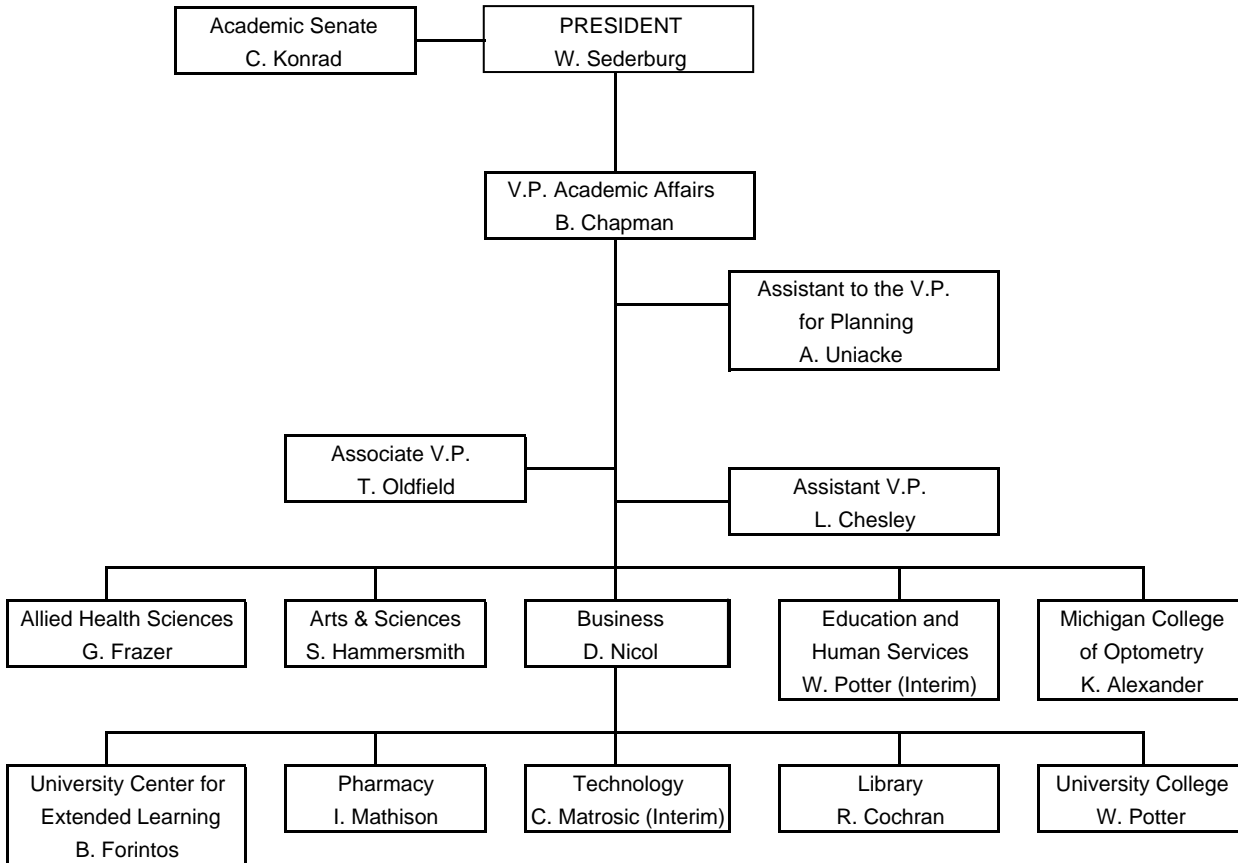
**FERRIS STATE UNIVERSITY**

**PRESIDENT'S CABINET**

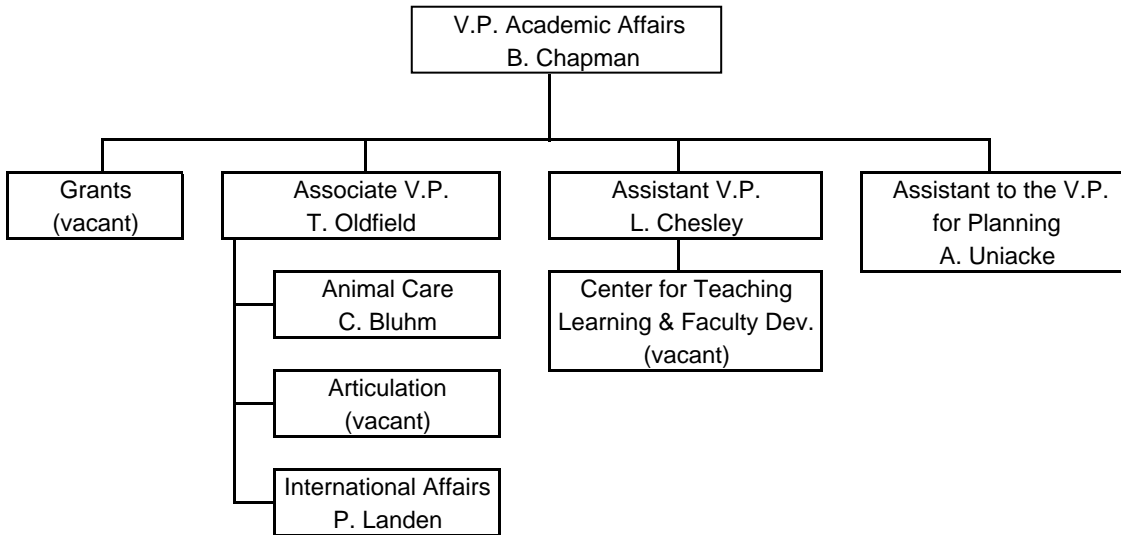


# ORGANIZATIONAL CHARTS

## FERRIS STATE UNIVERSITY ACADEMIC AFFAIRS DIVISION



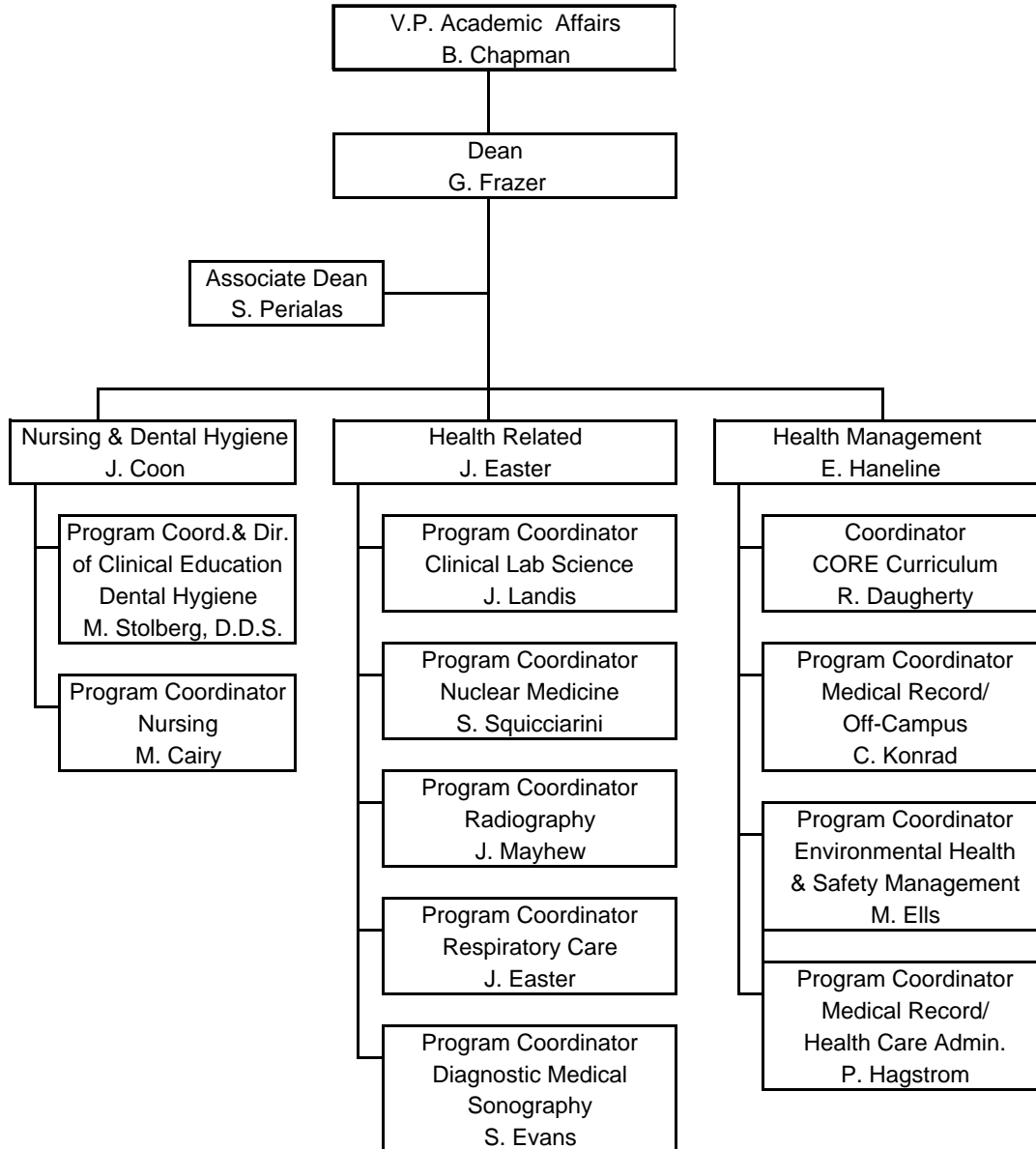
**FERRIS STATE UNIVERSITY  
OFFICE OF ACADEMIC AFFAIRS**



# ORGANIZATIONAL CHARTS

## FERRIS STATE UNIVERSITY ACADEMIC AFFAIRS DIVISION

### COLLEGE OF ALLIED HEALTH SCIENCES

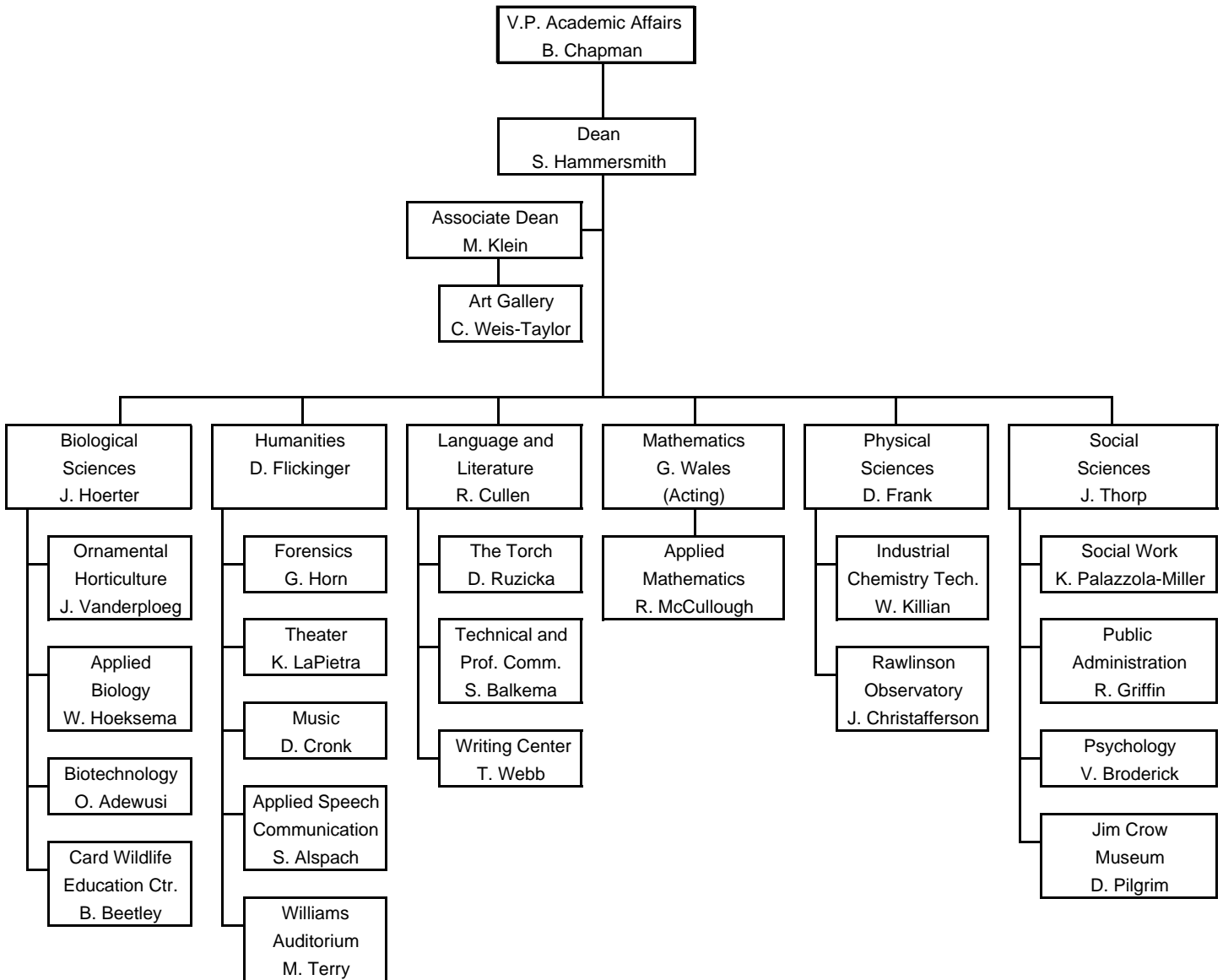




# ORGANIZATIONAL CHARTS

## FERRIS STATE UNIVERSITY ACADEMIC AFFAIRS DIVISION

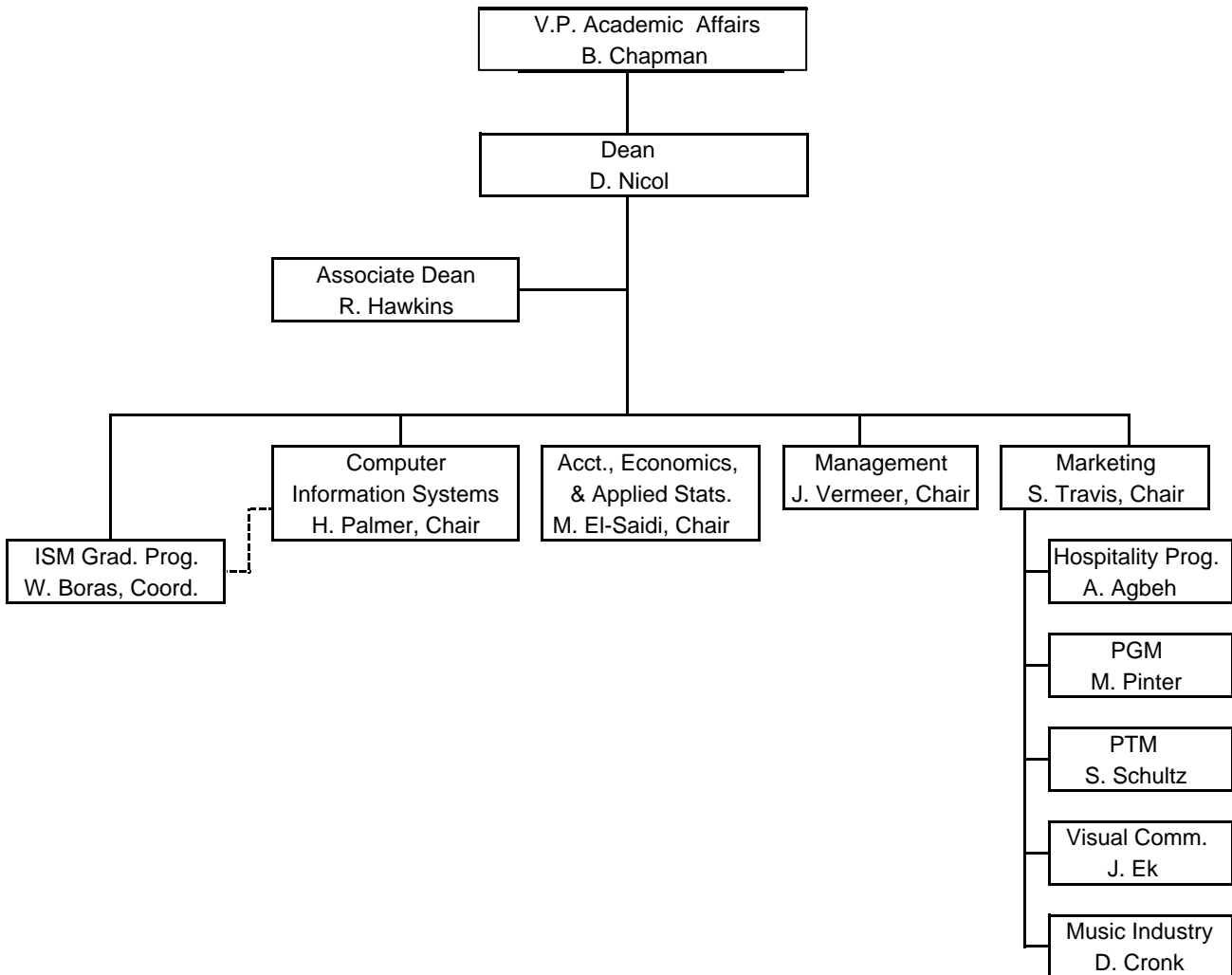
### COLLEGE OF ARTS & SCIENCES



# ORGANIZATIONAL CHARTS

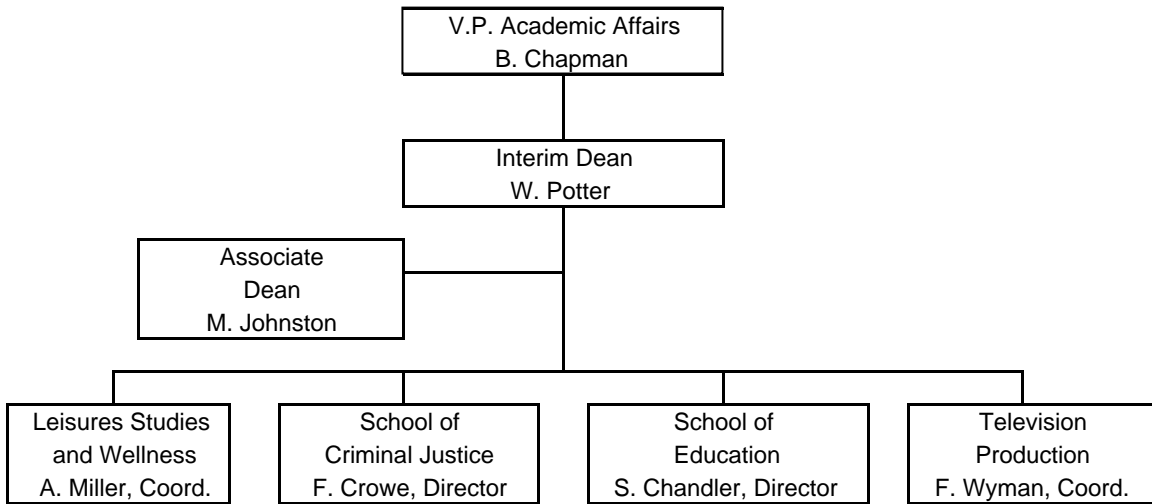
## FERRIS STATE UNIVERSITY ACADEMIC AFFAIRS DIVISION

### COLLEGE OF BUSINESS



**FERRIS STATE UNIVERSITY  
ACADEMIC AFFAIRS DIVISION**

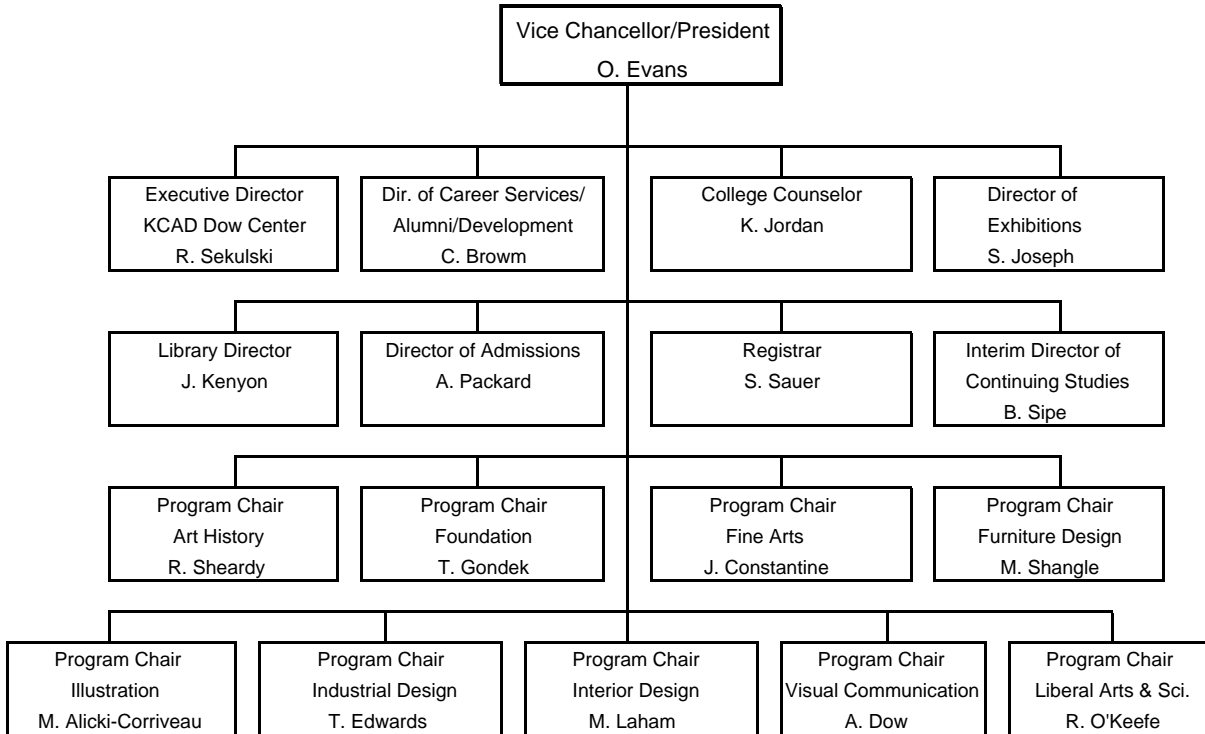
**COLLEGE OF EDUCATION & HUMAN SERVICES**



# ORGANIZATIONAL CHARTS

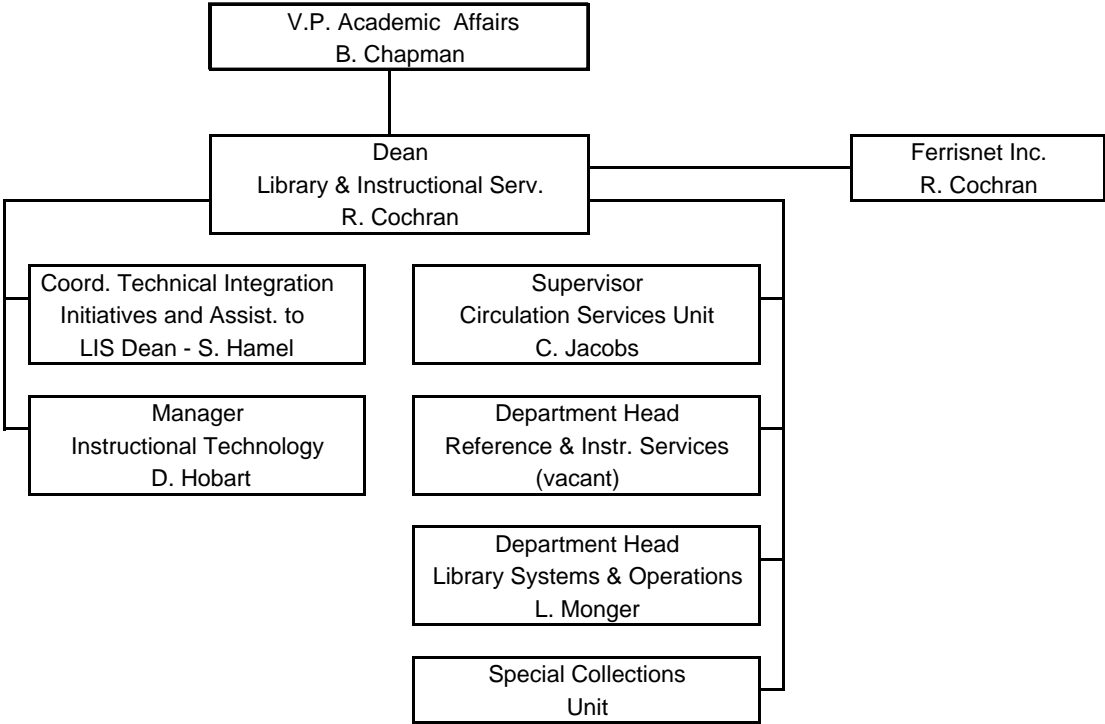
## FERRIS STATE UNIVERSITY

### KENDALL COLLEGE OF ART & DESIGN OF FERRIS STATE UNIVERSITY



**FERRIS STATE UNIVERSITY  
ACADEMIC AFFAIRS DIVISION**

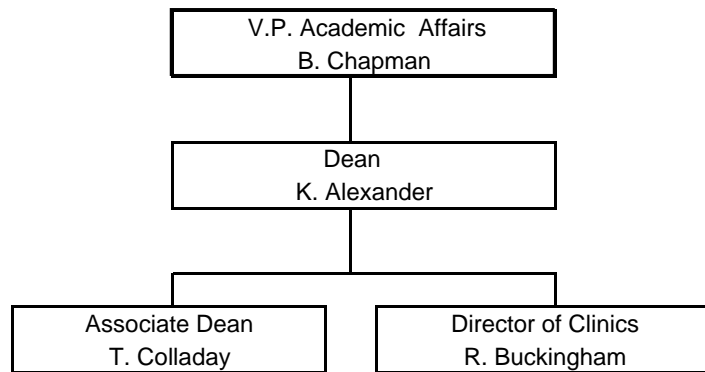
**LIBRARY & INSTRUCTIONAL SERVICES**



# ORGANIZATIONAL CHARTS

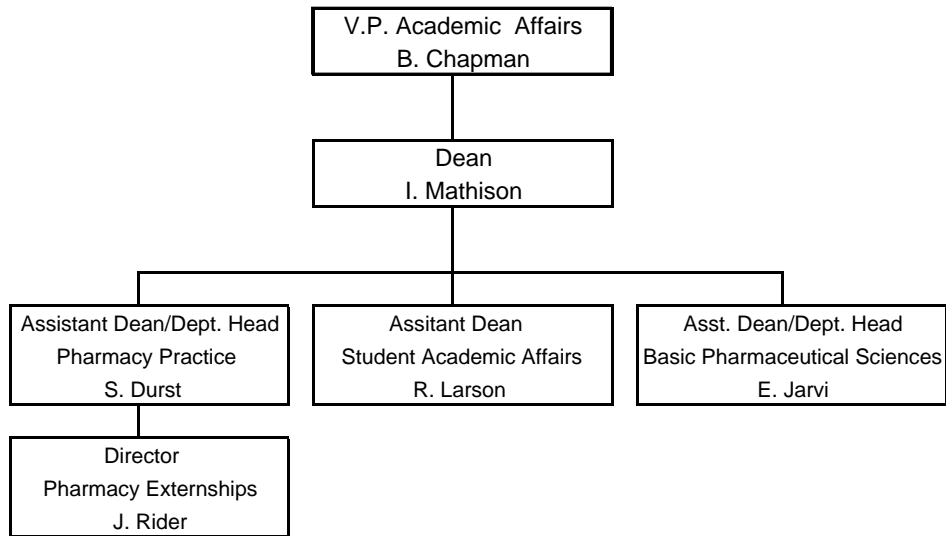
## FERRIS STATE UNIVERSITY ACADEMIC AFFAIRS DIVISION

### MICHIGAN COLLEGE OF OPTOMETRY AT F.S.U.



**FERRIS STATE UNIVERSITY  
ACADEMIC AFFAIRS DIVISION**

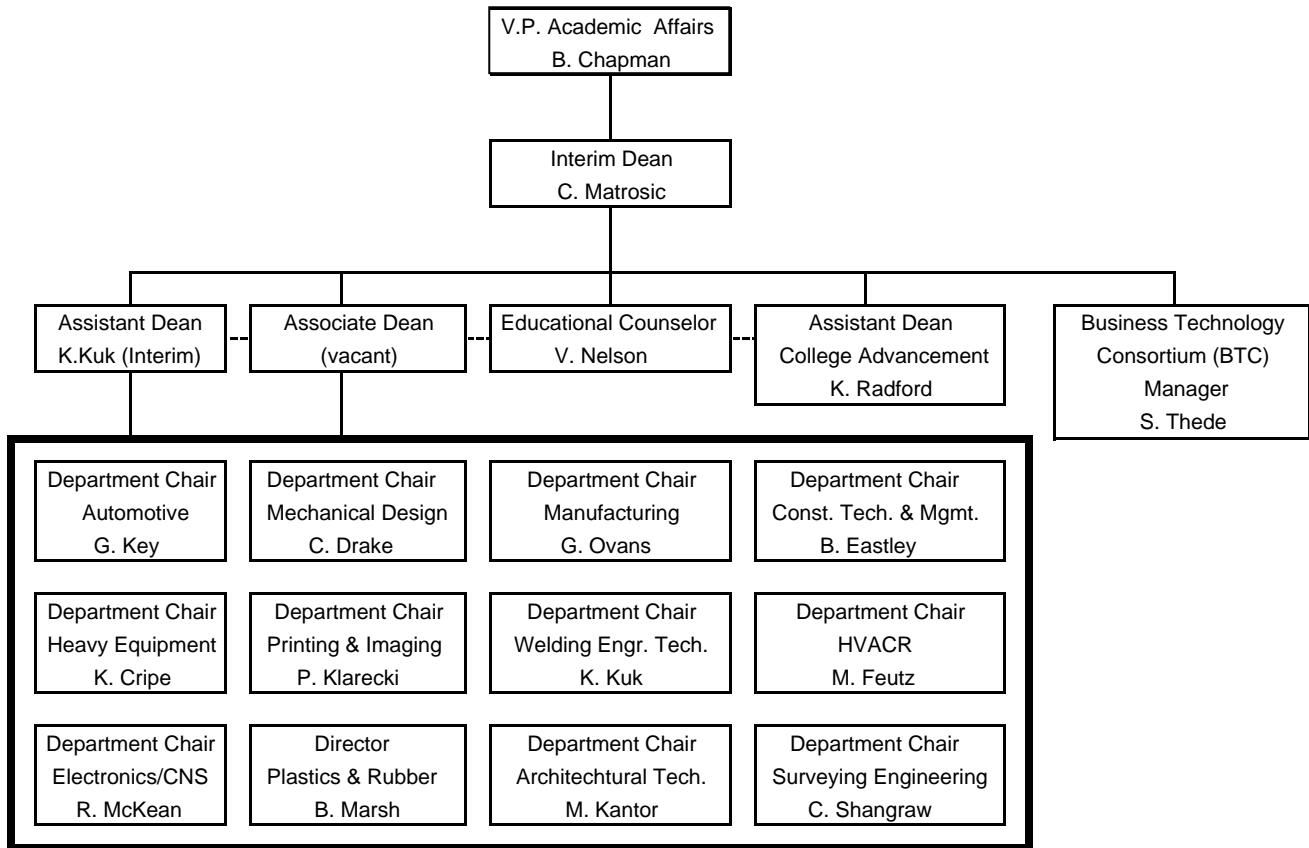
**COLLEGE OF PHARMACY**



# ORGANIZATIONAL CHARTS

## FERRIS STATE UNIVERSITY ACADEMIC AFFAIRS DIVISION

### COLLEGE OF TECHNOLOGY

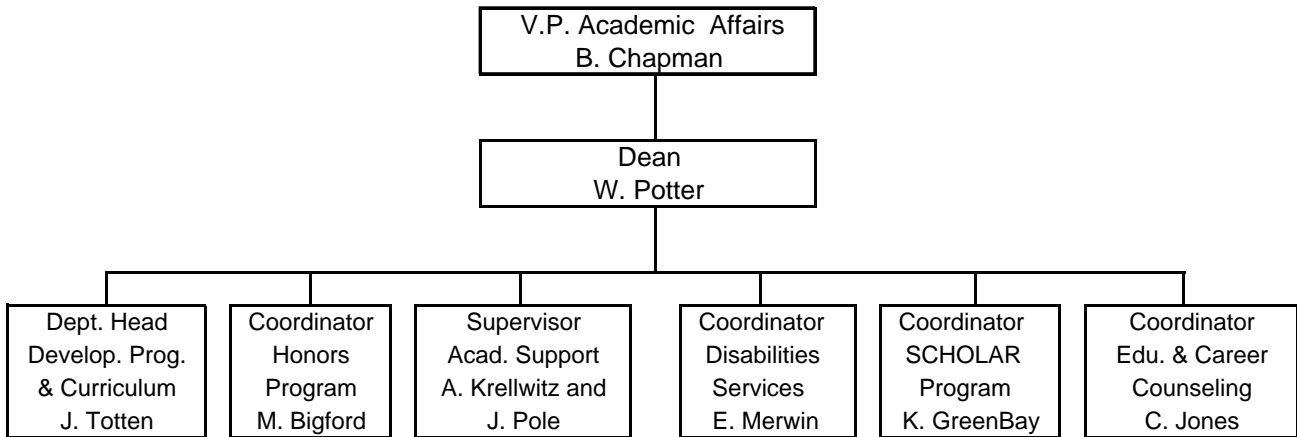




# ORGANIZATIONAL CHARTS

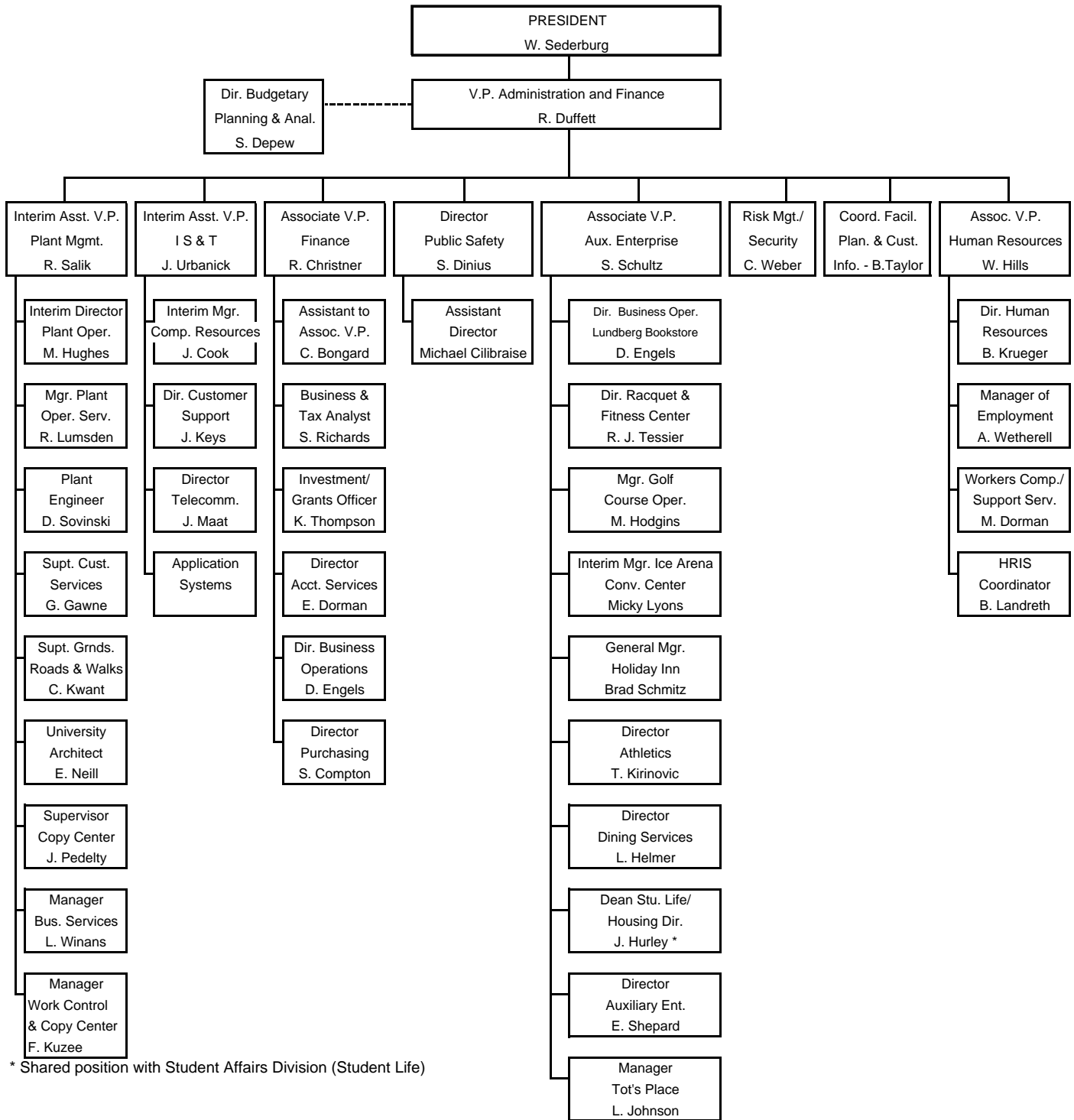
## FERRIS STATE UNIVERSITY ACADEMIC AFFAIRS DIVISION

### UNIVERSITY COLLEGE



# ORGANIZATIONAL CHARTS

## FERRIS STATE UNIVERSITY ADMINISTRATION AND FINANCE DIVISION

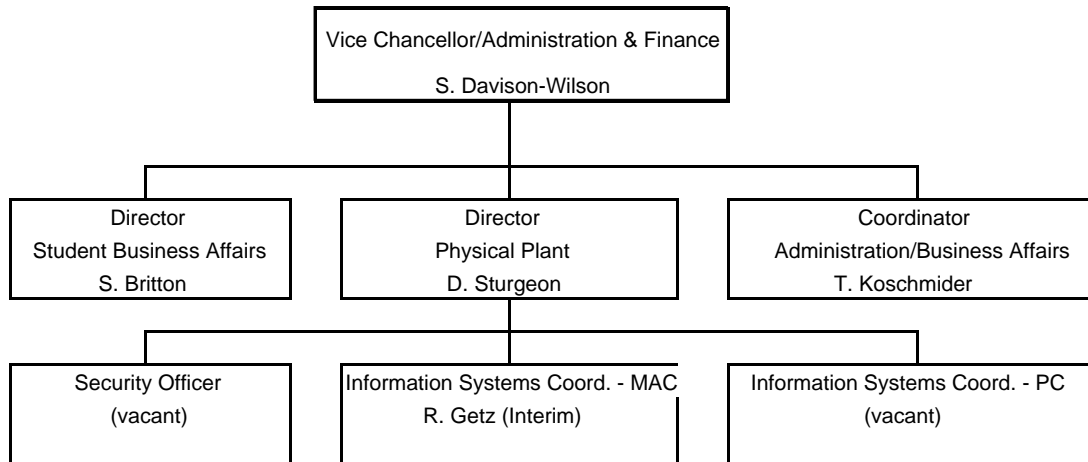


\* Shared position with Student Affairs Division (Student Life)

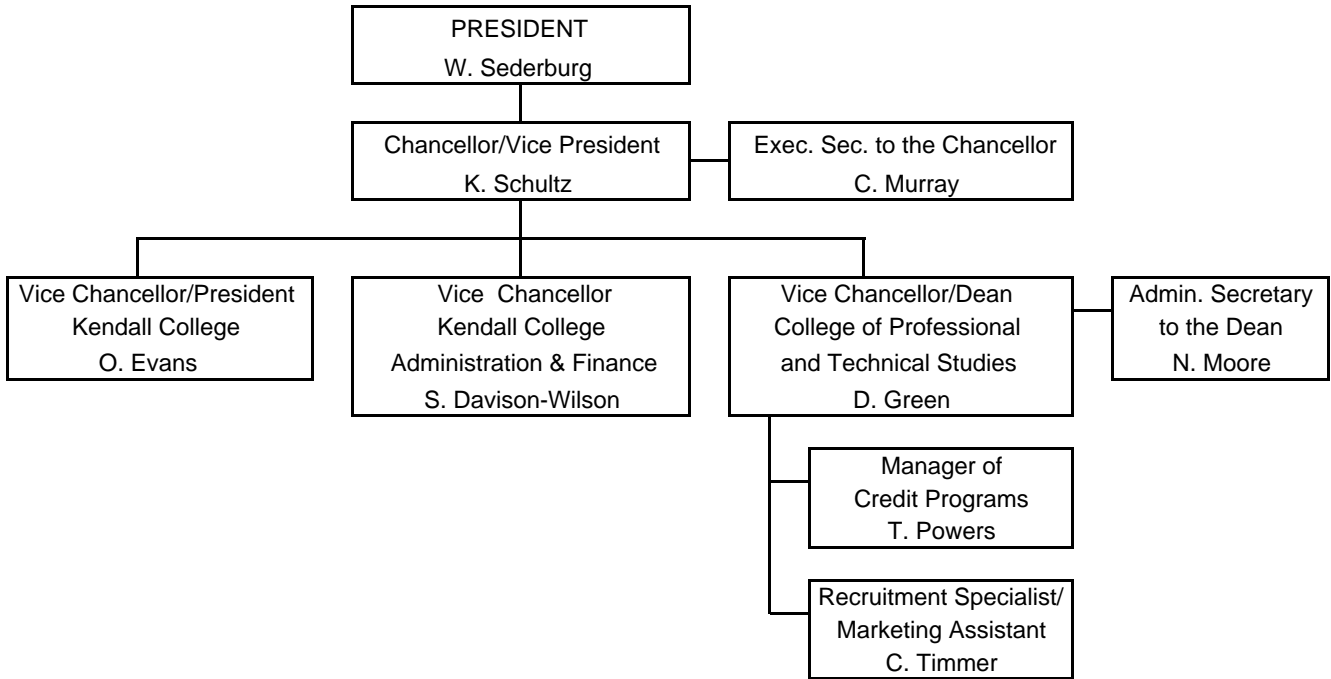
# ORGANIZATIONAL CHARTS

## FERRIS STATE UNIVERSITY

### KENDALL COLLEGE OF ART & DESIGN OF FERRIS STATE UNIVERSITY ADMINISTRATION & FINANCE

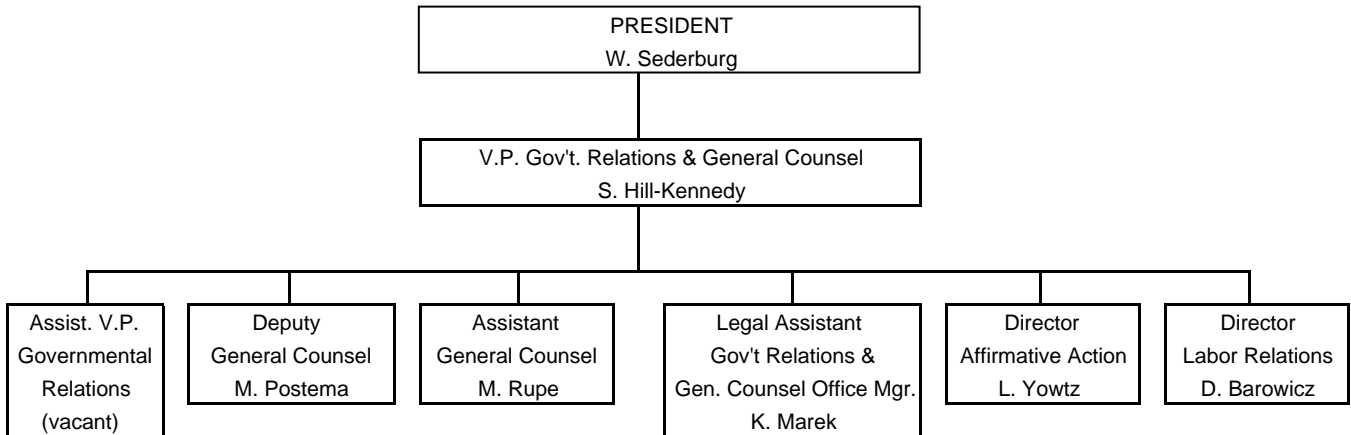


**FERRIS STATE UNIVERSITY  
GRAND RAPIDS**

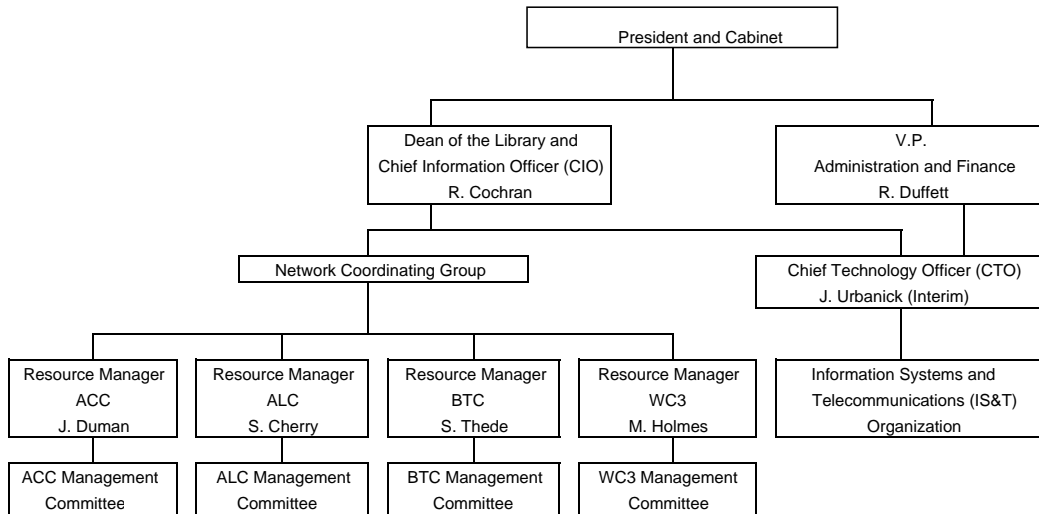


# ORGANIZATIONAL CHARTS

## FERRIS STATE UNIVERSITY GOVERNMENTAL RELATIONS & GENERAL COUNSEL DIVISION

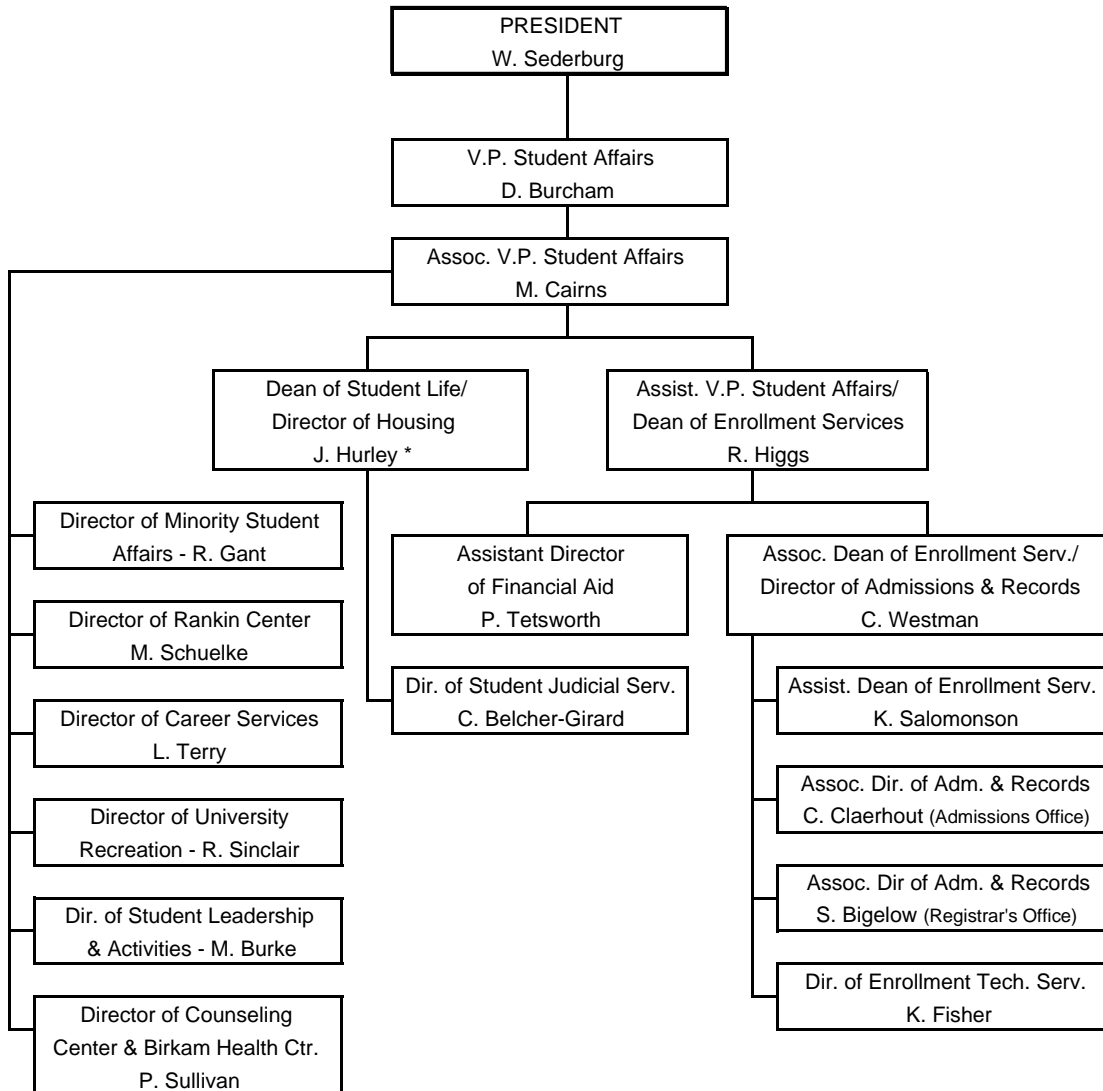


**FERRIS STATE UNIVERSITY**  
**INFORMATION TECHNOLOGY ADMINISTRATION**



# ORGANIZATIONAL CHARTS

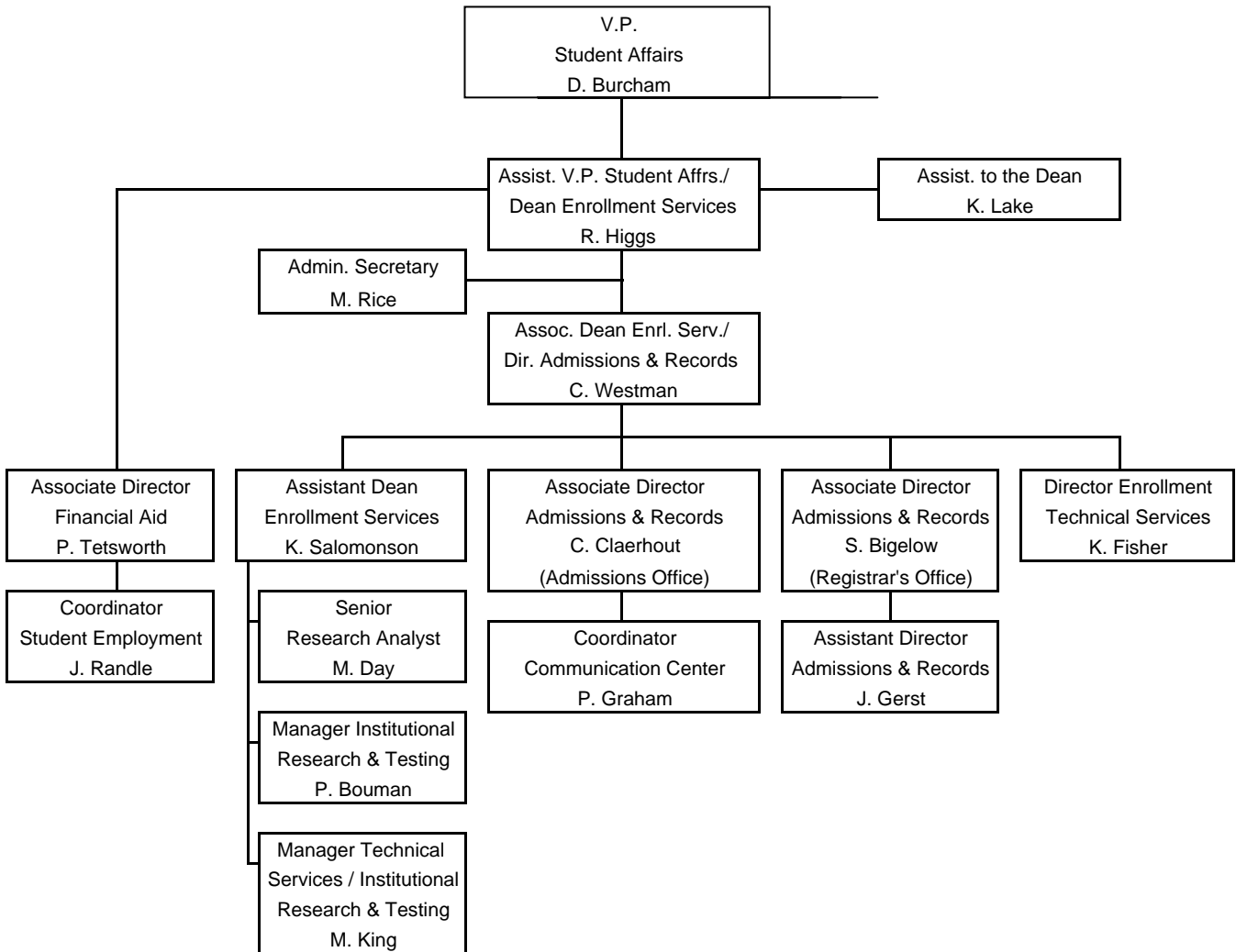
## FERRIS STATE UNIVERSITY STUDENT AFFAIRS DIVISION



\* Shared position with Administration & Finance Division (Housing)

**FERRIS STATE UNIVERSITY  
STUDENT AFFAIRS DIVISION**

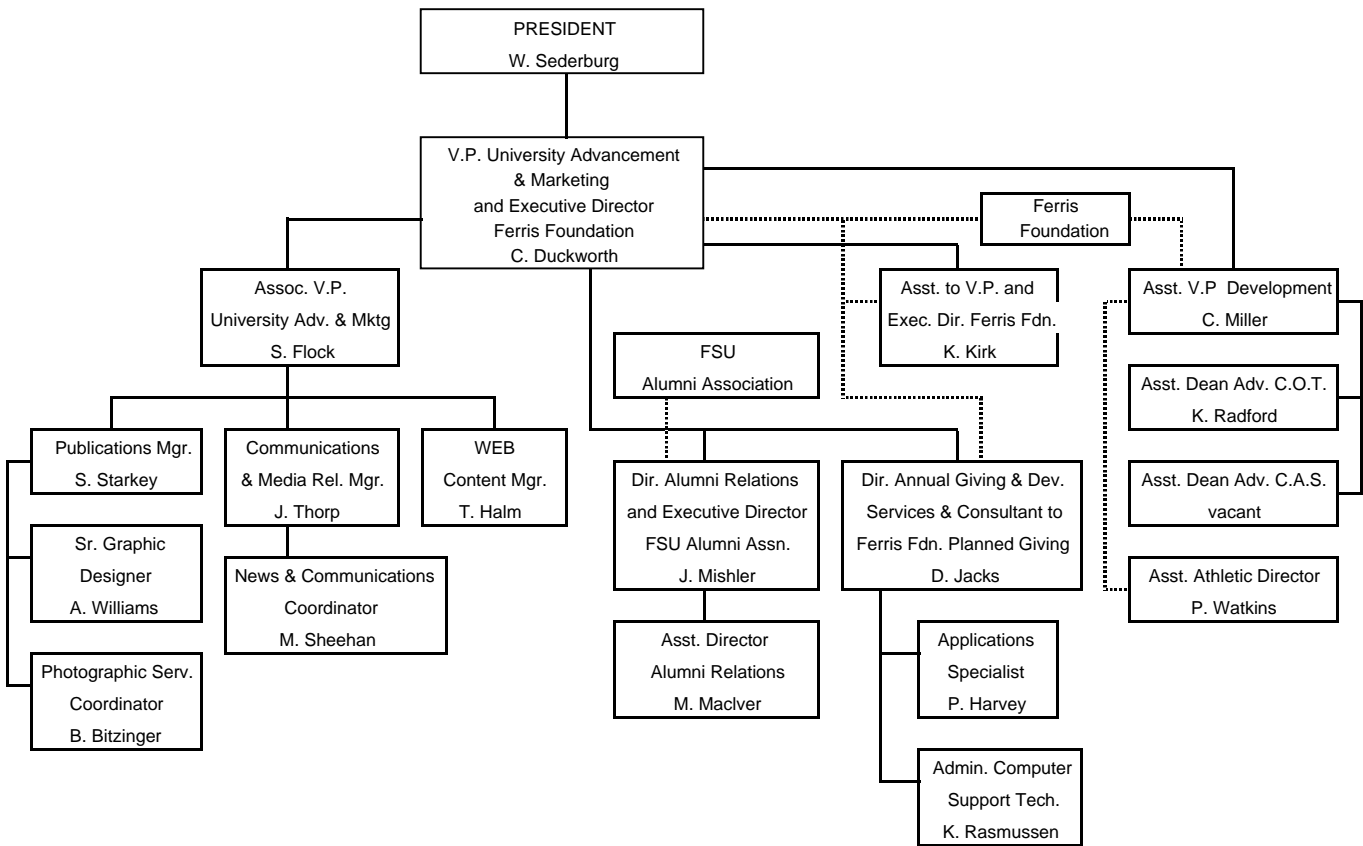
**ENROLLMENT SERVICES**





# ORGANIZATIONAL CHARTS

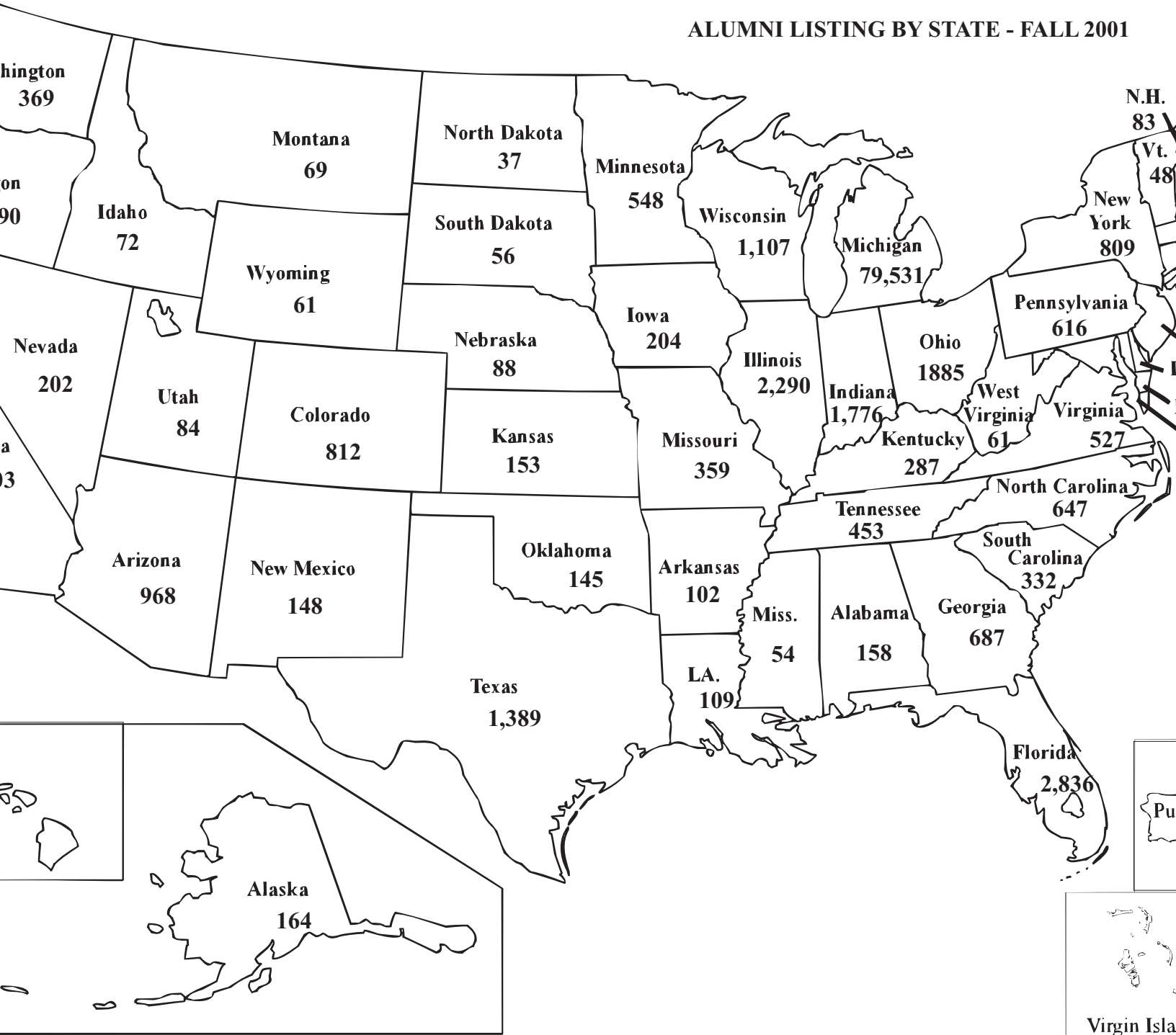
## FERRIS STATE UNIVERSITY UNIVERSITY ADVANCEMENT AND MARKETING DIVISION



# Alumni

---

ALUMNI LISTING BY STATE - FALL 2001



# **ALUMNI**

## **ALUMNI BY COLLEGE 2001**

	<b><u>Active Alumni</u></b>	<b><u>Total Alumni</u></b>
<b>Allied Health Sciences</b>	9,027	12,123
<b>Arts &amp; Sciences</b>	7,109	14,975
<b>Business</b>	21,988	34,322
<b>Education &amp; Human Services</b>	7,168	9,410
<b>Michigan College of Optometry at FSU</b>	1,226	1,553
<b>Pharmacy</b>	4,862	7,671
<b>Technology</b>	15,929	22,148
<b>Total</b>	<b>67,309</b>	<b>102,202</b>

**Total Alumni Donations - Fiscal Year 2001** **\$11,203,881**

Numbers may be duplicated if a degree was earned from more than one college.

Source: University Advancement and Marketing

**PLACEMENT RATES**

<b><u>Categories</u></b>	<b><u>1999-00</u></b>	<b><u>1998-99</u></b>	<b><u>1997-98</u></b>	<b><u>1996-97</u></b>
Placement rate includes graduates who are continuing their education or are employed.	98%	98%	98%	97%
Individuals in job market who found jobs.	97%	97%	99%	98%
Graduates in job market employed in their field.	90%	92%	91%	88%
Response rate of grads completing follow-up survey.	63.8%	62.8%	51.5%	61%

---

Associate Degree students continuing their education	62%	66%	69%	68%
--	-----	-----	-----	-----

In 1999-00 58.1% continued at Ferris  
 In 1999-00 3.6% transferred to another institution

*Respondents who are working and continuing their education concurrently are reported in both of these categories. The placement rate includes individuals only once and does not include not seeking.*

Source: Career Services

## **ALUMNI**

### **Beginning Annual Full-Time Salaries for Associate Degree Graduates For The Year 1999-00**

<b>COLLEGE/CURRICULUM</b>	<b>NUMBER REPORTING</b>	<b>AVERAGE SALARY</b>	<b>MEDIAN SALARY RANGE</b>	<b>LOW</b>	<b>HIGH</b>
<b><u>ALLIED HEALTH SCIENCES</u></b>					
<b><u>Associates</u></b>					
Dental Hygiene	14	\$33,500	\$32,000 - 35,000	\$20,000	\$55,000
Medical Laboratory Technology	4	22,625	21,500 - 25,500	12,000	31,000
Medical Records Technology	4	25,500	24,000 - 27,000	20,000	31,000
Nuclear Medicine Technology	4	36,500	36,000 - 39,000	32,000	39,000
Nursing, Technical	10	33,500	28,000 - 31,000	28,000	47,000
Opticianry	4	25,500	21,500 - 29,500	16,000	35,000
Radiography	21	26,476	24,000 - 27,000	12,000	35,000
Respiratory Care	5	28,700	28,000 - 31,000	20,000	35,000
<b><u>ARTS &amp; SCIENCES</u></b>					
<b><u>Associates</u></b>	N/A	N/A	N/A	N/A	N/A
<b><u>BUSINESS</u></b>					
<b><u>Associates</u></b>	N/A	N/A	N/A	N/A	N/A
<b><u>EDUCATION</u></b>					
<b><u>Associates</u></b>	N/A	N/A	N/A	N/A	N/A
<b><u>TECHNOLOGY</u></b>					
<b><u>Associates</u></b>					
Automotive Service Technology	17	32,176	32,000 - 35,000	12,000	55,000
Building Construction Technology	7	32,929	32,000 - 35,000	24,000	47,000
Heavy Equipment Technology	8	31,500	28,000 - 31,000	24,000	43,000
Manufacturing Tooling Technology	4	33,500	32,000 - 35,000	28,000	39,000
Plastics Technology	4	22,625	17,500 - 29,500	12,000	31,000

Salary ranges not calculated for programs with less than four salaries reported.

Source: Career Services

**Beginning Annual Full-Time Salaries for  
Doctorate, Master, and Bachelor Degree Graduates  
For the Year 1999-2000**

COLLEGE/CURRICULUM	NUMBER REPORTING	AVERAGE SALARY	MEDIAN SALARY RANGE	RANGE LOW	HIGH
<b><u>ALLIED HEALTH SCIENCES</u></b>					
<b><u>Bachelors</u></b>					
Health Care Systems Administration	10	\$29,500	\$37,500 - 41,500	\$20,000	\$47,000
Industrial & Environment Health Mgt	7	34,071	32,000 - 35,000	24,000	43,000
Medical Records Administration	4	38,500	29,500 - 45,500	24,000	55,000
Medical Technology	5	31,100	28,000 - 31,000	24,000	39,000
Nuclear Medicine Technology	5	44,700	40,000 - 43,000	36,000	56,000
Nursing, Professional	22	40,045	40,000 - 43,000	24,000	67,000
<b><u>ARTS &amp; SCIENCES</u></b>					
<b><u>Bachelors</u></b>					
Social Work	16	22,563	20,000 - 23,000	12,000	43,000
<b><u>BUSINESS</u></b>					
<b><u>Masters</u></b>					
Information Systems Management	7	42,643	37,500 - 41,500	28,000	56,000
<b><u>Bachelors</u></b>					
Accountancy	17	30,676	32,000 - 35,000	20,000	43,000
Advertising	7	24,357	24,000 - 27,000	16,000	31,000
Business Administration	27	35,426	32,000 - 35,000	20,000	70,000
Computer Information Systems	19	36,237	36,000 - 39,000	20,000	56,000
Marketing	8	33,500	29,500 - 37,500	24,000	43,000
Marketing/Professional Golf Mgt	13	25,846	24,000 - 27,000	12,000	35,000
Marketing/Sales	4	33,500	32,000 - 35,000	28,000	39,000
Visual Communication	5	23,100	24,000 - 27,000	8,000	31,000
<b><u>EDUCATION &amp; HUMAN SERVICES</u></b>					
<b><u>Masters</u></b>					
Career & Technical Education	14	44,107	41,500 - 49,500	12,000	56,000
Criminal Justice Administration	6	37,500	33,500 - 37,500	28,000	62,000
<b><u>Bachelors</u></b>					
Business Education	4	26,500	21,500 - 29,500	20,000	35,000
Criminal Justice	24	30,354	32,000 - 35,000	12,000	47,000
English Education	5	27,100	24,000 - 27,000	24,000	35,000
Mathematics Education	7	30,071	28,000 - 31,000	24,000	35,000
Recreation Leadership & Mgt	5	27,900	24,000 - 27,000	16,000	51,000
Television Production	4	26,500	21,500 - 29,500	20,000	35,000
<b><u>OPTOMETRY</u></b>					
<b><u>Doctorate</u></b>					
Optometry	9	51,723	56,000 - 100,000	32,000	113,500
Resident	4	24,500	24,000 - 27,000	20,000	27,000
<b><u>PHARMACY</u></b>					
<b><u>Pharm D.</u></b>					
<b><u>Bachelors</u></b>					
Pharmacy	54	56,685	56,000 - 78,000	36,000	94,000
<b><u>TECHNOLOGY</u></b>					
<b><u>Bachelors</u></b>					
Automotive & Heavy Equipment Mgt	34	39,618	36,000 - 39,000	24,000	55,000
Construction Management	12	41,500	40,000 - 43,000	32,000	51,000
Electrical/Electronics Engineering	6	43,500	41,500 - 45,500	28,000	56,000
Facilities Management	5	33,500	32,000 - 35,000	24,000	39,000
Heavy Equipment Service Eng	8	35,500	33,500 - 37,500	28,000	43,000
HVACR Engineering Technology	25	45,820	40,000 - 43,000	36,000	71,750
Manufacturing Engineering	17	49,265	44,000 - 47,000	40,000	65,000
Plastics Engineering Technology	33	44,894	44,000 - 47,000	32,000	56,600
Printing Management	12	30,167	28,000 - 31,000	24,000	39,000
Product Design Engineering	12	43,500	40,000 - 43,000	32,000	55,000
Surveying Engineering	11	40,773	36,000 - 39,000	32,000	55,000
Welding Engineering Technology	22	48,955	48,000 - 51,000	36,000	55,000

Salary ranges not calculated for programs with less than four salaries reported.

Source: Career Services

# ALUMNI

## RECIPIENTS OF ALUMNI AWARDS

Since 1956, Commencement week activities have included the presentation by the Ferris State University Alumni Association of Distinguished Alumni Awards recognizing exceptional career success and noteworthy fidelity and devotion to the University. Recipients are:

<b>1956</b> Frederick L. Caldena Ralph Pino Nate S. Shapero	<b>1965</b> Leo F. Duggan C. Gordon Phillips George C. Quinnell	<b>1975</b> Rex O. Graff Fred Schnarr Chester I. Williams	<b>1985</b> Jean D. Deupree Arnold L. Johnson Bruce N. Parsons	<b>1994</b> Joseph C. Barney, Jr. Vernita Burrows R. Thomas Cook Kenneth Hoexum Robert N. Tenney
<b>1957</b> Walter R. Braund Jean DeBoer Edward M. Sharpe	<b>1966</b> L. Dale Faunce Carlton H. Runcieman	<b>1976</b> S. John Byington Gerald L. DeHaan Clare G. Johnson H. James Renaud	<b>1986</b> Richard L. Antonini Bertil G. Carlson Kenneth L. Cook Jack D. Lewis	<b>1995</b> William Adrian Jack Bates John Bradac Lawrence Marfechuk Ronald Snead
<b>1958</b> C. V. Burnett John H. Butts Ray M. Hardy Maurice C. LaClaire Charles W. Martin Fred B. Post W. C. Taggart Robert H. Wisner	<b>1967</b> Albert F. Cleveland Roy A. Darling James C. Finney, Sr. Willard J. Nash	<b>1977</b> James R. Hess Florence I. Holden Robert J. Norsworthy	<b>1987</b> Maurice Q. Bectel Roger W. Anderson H. Kearney Walters	<b>1996</b> David V. Dellar
<b>1959</b> Howard C. Grimes James T. Jones Willard J. Nash Arthur R. Sherk	<b>1968</b> Norman E. Borgerson Ann W. Sawasky Reuben E. Trippensee	<b>1978</b> Ruth Gibson Butler Leonard W. Gopp Robert C. Redman	<b>1988</b> Marjorie L. Fleming George H. Ryan, Sr. Gordon E. Kamstra Charles E. Lippert	<b>1997</b> John Wheeler
<b>1960</b> Manley M. Ellis Thomas F. Heatley Thaddeus B. Taylor	<b>1969</b> Carroll Boutell Elmon Cataline	<b>1979</b> Peggy A. Frazier Thomas P. Scholler Lee A. Westberg	<b>1989</b> Albert J. Coudron Kenneth W. Kirk George J. Menoutes Jerry R. Tubbs	<b>1998</b> Steve Harvey
<b>1961</b> C. V. Buttleman Merta L. Reed Gideon E. Smith	<b>1970</b> Charles E. Fairman Ethel Taylor Pierce John Stahlin	<b>1980</b> E. Elaine Davies Kuno Hammerberg John F. Mangrum	<b>1990</b> Philip E. Hoffman Dennis B. Lerner Roger G. Stoll Clinton L. Swinehart	<b>1999</b> Jerry Woodcock
<b>1962</b> Walter Armbruster Joseph C. Hirschfield Hattie Smith Lear Baribeau	<b>1971</b> Stanley J. Byington Gerald McKessy Raymond Sines	<b>1981</b> Alvin L. Burrige Floyd E. Curtis Avis J. Ericson	<b>1991</b> Darroll Z. Howard Jane Reagan Jones Kenneth E. McCourt	<b>2000</b> Daniel F. Nicolai
<b>1963</b> Clare F. Jarecki Charles S. Neithercut John W. Tenny	<b>1972</b> Clarence Freeman Delbert Long Ramsay Wardrop	<b>1982</b> Howard L. Dell Jack M. Newcomb Rena D. Westra	<b>1992</b> Paul E. Boyer Richard E. Hurst Carolyn C. Kilpatrick James Middaugh	<b>2001</b> Robert S. Buckingham John D. Chinonis Robyn D. Myers Robert K. Scranton
<b>1964</b> Bess Rose Fishman Lewie H. Hull J. Arthur Pino	<b>1973</b> Bert C. Brennan Albert B. Doherty, III John W. Spicer Fred A. Westerman	<b>1983</b> Douglas W. Call Darnell E. Cole Margaret Ethel Denise Elton "Ott" Gingrich	<b>1993</b> Eugene A. DeFouw Douglas P. Johnson Barbara L. Ottinger Louis M. Sesti	

The Pacesetter Award recognizes alumni who have been in the job field up to 13 years with exceptional success. Recipients are:

<b>1998</b> Debra Schults Jacquelyn Keehne-Miron	<b>1999</b> Brenda Bartz Lisa Dexter	<b>2000</b> Frank (Luke) Wyckoff	<b>2001</b> Paul M. Eichenberg Thomas L. Miller
--	--	-------------------------------------	---

Source: University Advancement and Marketing



# Budget

---

**BUDGETARY PLANNING AND ANALYSIS  
SUMMARY OF 2001-02 TUITION/FEES AND ROOM/BOARD  
MICHIGAN PUBLIC UNIVERSITIES**

	<u>FY-01 TUITION</u>	<u>TUITION RANK</u>	<u>FY-01 RM/BRD</u>	<u>ROOM/ BOARD RANK</u>	<u>FY-01 TOTAL COST</u>	<u>TOTAL COST RANK</u>
University of Michigan	7,375	1	6,068	1	13,443	1
Michigan Tech	6,101	2	5,201	9	11,302	2
<b>Ferris State</b>	<b>5,070</b>	<b>4</b>	<b>5,628</b>	<b>2</b>	<b>10,698</b>	<b>3</b>
Michigan State	5,952	3	4,678	12	10,630	4
Western Michigan	4,730	7	5,517	3	10,247	5
Grand Valley	4,745	6	5,380	5	10,125	6
Eastern Michigan	4,603	10	5,268	7	9,871	7
Northern Michigan	4,357	12	5,436	4	9,793	8
Oakland	4,638	9	4,978	11	9,616	9
Lake Superior	4,334	13	5,281	6	9,615	10
Central Michigan	4,247	14	5,220	8	9,467	11
Saginaw Valley	3,897	15	5,200	10	9,097	12
Wayne State	4,679	8				
UM - Flint	4,361	11				
UM - Dearborn	4,915	5				
 UNWEIGHTED AVERAGE	 4,934		 5,321		 10,325	

Source: Presidents Council, State Universities of Michigan  
December 2001

# **BUDGET**

## **FERRIS STATE UNIVERSITY FY 2001-02 GENERAL FUND OPERATING BUDGET**

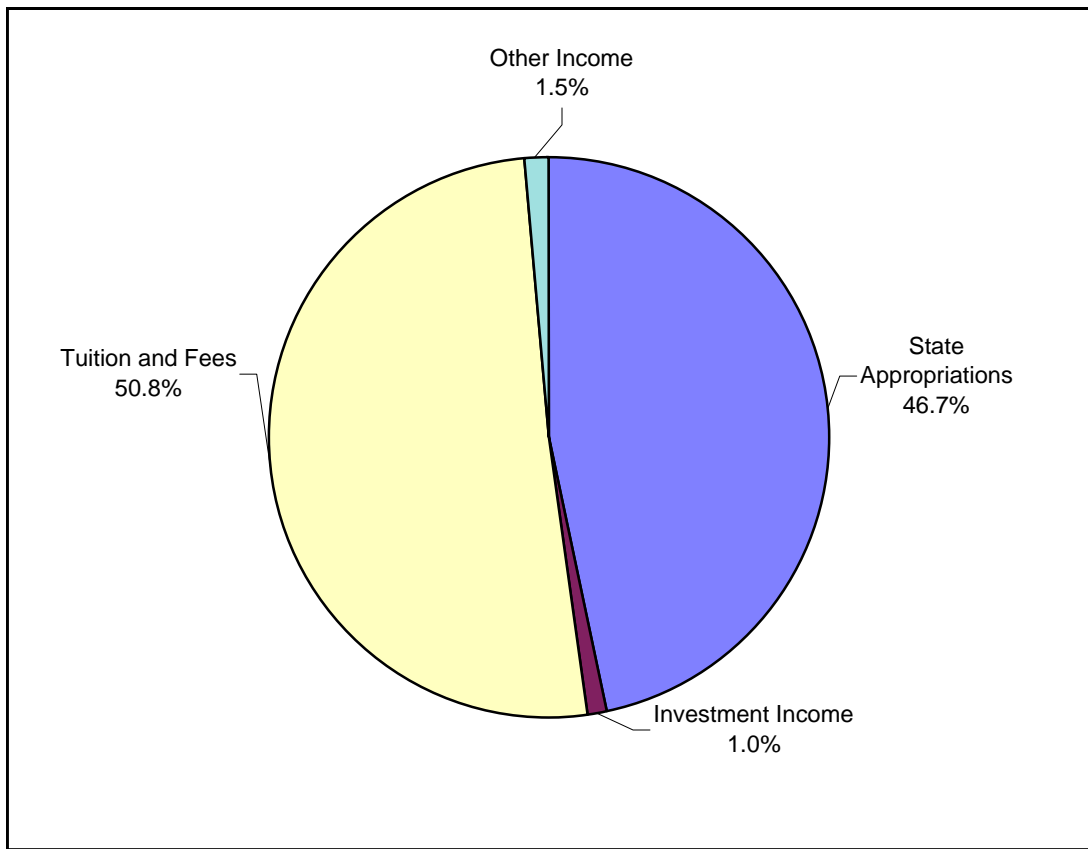
(AMOUNTS IN THOUSANDS)

<b><u>REVENUES</u></b>	<b><u>FY 2001-02 OPERATING BUDGET</u></b>
STATE APPROPRIATIONS	\$55,520
TUITION/FEES	60,358
INVESTMENT INCOME	1,200
OTHER INCOME	<u>1,700</u>
TOTAL REVENUES	\$118,778
<b><u>EXPENDITURES</u></b>	
SALARY/WAGE/BENEFIT	\$86,115
SUPPLY/EXPENSE/TRANSFER	22,264
DEFERRED MAINTENANCE	700
UTILITIES	3,027
STUDENT ASSISTANCE	5,552
EQUIPMENT	<u>1,120</u>
TOTAL EXPENDITURES	\$118,778
REVENUE/EXPENDITURE NET	128

Source: Budget Office, General Fund Operating Budget FY-01/02

**FERRIS STATE UNIVERSITY  
REVENUE SUMMARY**  
(AMOUNTS IN THOUSANDS)

	AMOUNT	PERCENT
STATE APPROPRIATIONS	\$55,520	46.7%
TUITION AND FEES	60,358	50.8%
INVESTMENT INCOME	1,200	1.0%
OTHER INCOME	1,700	1.5%
TOTAL	\$118,778	

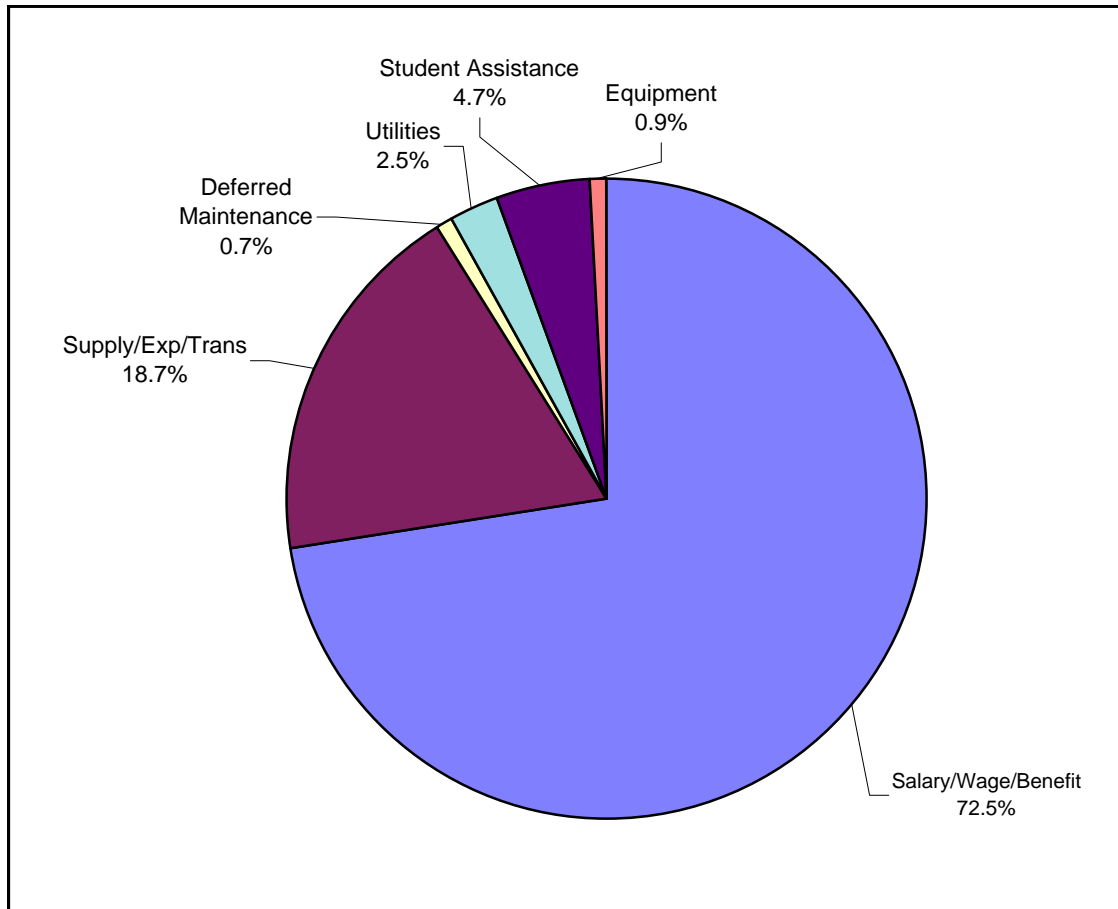


Source: Budget Office, General Fund Operating Budget FY-01/02

# BUDGET

## FERRIS STATE UNIVERSITY EXPENDITURE SUMMARY (AMOUNTS IN THOUSANDS)

	AMOUNT	PERCENT
SALARY/WAGE/BENEFIT	\$86,115	72.5%
SUPPLY/EXPENSE/TRANSFER	22,264	18.7%
DEFERRED MAINTENANCE	700	0.7%
UTILITIES	3,027	2.5%
STUDENT ASSISTANCE	5,552	4.7%
EQUIPMENT	1,120	0.9%
TOTAL	\$118,778	



Source: Budget Office, General Fund Operating Budget FY-01/02

# Facilities

---

**SUMMARY OF ALL CAMPUS FACILITIES OWNED OR RENTED  
BY FERRIS STATE UNIVERSITY**

<b>BUILDING</b>	<b>SQUARE FEET</b>	<b>CUBIC FEET</b>	<b>CONSTRUCTED OR IMPROVED</b>
<b>GENERAL FUNDED FACILITIES</b>			
ALUMNI BUILDING	34,600	510,000	1929
ARTS & SCIENCE COMMONS	79,259	1,054,984	1996-99
AUTOMOTIVE CENTER	77,000	1,235,400	1956-88
BISHOP HALL	50,900	480,600	1968-87
BUSINESS BUILDING	90,600	700,000	1970
CARILLON TOWER	100	4,900	1968
CONSTRUCTION TECHNOLOGY	23,400	500,000	1962
CREATIVE ARTS	7,200	93,900	1965
DEPT OF PUBLIC SAFETY	5,568	44,344	1959-83-99
ELASTOMER/PLASTICS CENTER	43,392	510,555	1987-99
EWIGLEBEN SPORTS COMPLEX	76,600	1,280,806	1974-82-99
FLITE LIBRARY	173,484	2,081,800	2001
GENERAL SERVICES BLDG	27,143	490,330	1984-88
GROUNDS FACILITIES	9,032	98,856	1979
HEALTH CENTER (50%)	9,200	91,250	1959-67
HEAVY EQUIPMENT TECH	52,000	1,188,000	1987
INSTR RESOURCE CENTER	54,700	630,000	1969
JOHNSON HALL	33,600	328,600	1959
MCKESSY BARN	2,000	36,000	1989
MCKESSY HOUSE	2,800	23,000	1989-97
MUSIC CENTER	10,000	137,900	1962
PENNOCK HALL	50,900	480,600	1968-77
PHARMACY BUILDING	62,200	1,214,300	1972
POWER PLANT	19,900	421,900	1955-88
PRAKKEN BUILDING	42,100	503,900	1952
SCIENCE BUILDING	107,300	1,680,000	1955-67-97-99
STARR BUILDING	86,400	1,607,200	1962-96
STUDENT RECREATION CENTER *	116,051	2,397,416	1962-99
SWAN BUILDING	131,600	1,685,400	1966-88
TIMME CENTER FOR STUDENT SERVICES	59,179	2,307,981	2001
TOP TAGGART (WHEELER PAVILION)	10,593	141,644	2001
VFS ALLIED HEALTH BLDG	67,400	1,493,800	1979
WEST BUILDING	23,700	292,500	1952-85
WEST COMMONS	19,800	269,300	1968
<b>TOTAL GENERAL FUNDED</b>	<b>1,659,701</b>	<b>26,017,166</b>	

Note: \*At this update it is yet to be decided where to report the data for this facility

Source: University Architect

# **FACILITIES**

## **SUMMARY OF ALL CAMPUS FACILITIES OWNED OR RENTED BY FERRIS STATE UNIVERSITY**

<b>BUILDING</b>	<b>SQUARE FEET</b>	<b>CUBIC FEET</b>	<b>CONSTRUCTED OR IMPROVED</b>
<b>NON-GENERAL FUNDED FACILITIES</b>			
BOND HALL	90,500	820,400	1966
BROPHY HALL	47,000	482,750	1962
CARLISLE HALL	47,200	423,000	1957
CLARK HALL	41,500	360,900	1960
CONFERENCE CENTER	25,238	380,000	1990
COPY CENTER	4,064	39,872	1969
COUNTY STORAGE (RENTED)	20,000	240,000	1989
CRAMER HALL	91,700	824,700	1969
EAST CAMPUS APARTMENTS	72,600	636,200	1955
HALLISY HALL	44,700	406,000	1958
HEALTH CENTER (50%)	9,200	91,250	1959-67
HELEN FERRIS HALL	44,300	383,000	1956
HENDERSON HALL	44,900	405,500	1965
HOLIDAY INN HOTEL	72,789	582,000	1990
ICE ARENA	69,460	980,570	1974-99
KATKE GOLF CART STORAGE	2,800	27,600	1984
KATKE GOLF CLUB HOUSE	6,178	49,424	2000
KATKE GOLF MAINTENANCE BLDG	3,200	44,800	1974
KNOLLCREST COMMONS	11,094	292,860	1961
MASSELINK COMPLEX	104,700	942,300	1955-58
MCNERNEY HALL	47,000	482,750	1962
MERRILL HALL	51,700	515,050	1961
MILLER HALL	47,382	444,245	1963
PICKELL HALL	50,400	468,600	1964
PUTERBAUGH HALL	46,400	436,400	1965
RACQUET BALL FACILITY	38,800	994,000	1980-87
RANKIN CENTER	109,100	1,385,900	1958-87
SOUTH CAMPUS APARTMENTS	53,200	466,400	1958
SOUTH COMMONS	32,460	400,217	1963-64-94
SOUTHWEST COMMONS	19,500	253,600	1965-86
SOUTHWEST POWER PLANT	2,200	33,200	1964
TAGGART HALL	47,800	450,600	1964
TECHNOLOGY TRANSFER CENTER	16,836	192,612	1985-87
TRAVIS HALL	51,700	515,050	1961
VANDERCOOK HALL	41,500	386,350	1957-98
WARD HALL	41,320	407,260	1963
WEST CAMPUS APARTMENTS	242,870	5,100,270	1995
WEST CAMPUS COMMUNITY BLDG	5,785	52,000	1996
WOMEN'S SOFTBALL FACILITY	1,008	25,200	2001
<b>TOTAL NON-GENERAL FUNDED</b>	<b>1,800,084</b>	<b>21,422,830</b>	
<b>GRAND TOTAL</b>	<b>3,463,025</b>	<b>45,711,959</b>	

Source: University Architect