


FERRIS STATE UNIVERSITY

*Imagine More*



# Fact Book

2010-2011



**Institutional Research & Testing**  
FERRIS STATE UNIVERSITY

January 2011

Dear Colleague:

The *Ferris State University Fact Book* is an annual project conducted as a service to the university community by the Office of Institutional Research and Testing in the Division of Student Affairs. This 20th edition is a document designed to answer the most frequently asked questions about FSU.

This year new additions to the Fact Book include the Vision Statement & Core Values on page 1 and Enrollment Summaries by College on pages 42 through 46. Other sections with enhanced formats include SCH's by College on page 72 and an updated campus map on page 129.

To access the current Fact Book, as well as previous editions on the Ferris State University website go to [www.ferris.edu](http://www.ferris.edu) and click on the Faculty/Staff link. Select Student Affairs and then select Institutional Research and Testing. Finally, click on Fact Book Downloads. As an alternative you can simply type in the word "Fact Book" in the search box located on the Ferris homepage.

We extend our appreciation to the many offices that assist us with the development of the information for the Fact Book. Please do not hesitate to contact us if you have any questions or have ideas for future editions of the Fact Book. Thank you.

Jason Cronkrite  
Enrollment Research Specialist

Mitzi Day  
Senior Research Analyst

Ferris State University  
Division of Student Affairs  
Office of Institutional Research and Testing  
CSS 201  
(231) 591-3629

# TABLE OF CONTENTS

## GENERAL INFORMATION

|   |    |
|---|----|
| Mission Statement/Vision Statement/Core Values.....                           | 1  |
| History/Location/Campus Size/Academic Divisions.....                          | 2  |
| Educational Programs/Admissions.....  | 3  |
| Accreditation .....   | 4  |
| Student Costs.....  | 5  |
| Kendall Student Costs.....  | 6  |
| Athletics/Campus Media/Career Resources/Educational & Career Counseling ..... | 7  |
| Career Services/Financial Aid .....   | 8  |
| College of Professional & Technological Studies.....                          | 9  |
| Corporate & Professional Development.....                                     | 10 |
| Cultural Events/Disabilities Services .....                                   | 11 |
| Library (FLITE) .....   | 12 |
| Library Statistics.....   | 13 |
| Gifts to the University.....  | 14 |
| Housing.....  | 15 |
| Information Technology Services/Intramural Sports .....                       | 16 |
| Kendall College .....   | 17 |
| Student Affairs/Student Employment .....                                      | 18 |
| Points of Interest .....  | 19 |
| Ferris State University Calendar .....  | 26 |
| Telephone Numbers (frequently used) .....                                     | 27 |
| Educational Grants and Scholarships/Institutional Loans .....                 | 28 |

## ENROLLMENT

|  |    |
|--|----|
| Enrollment by County.....                                    | 35 |
| Enrollment by State & Country .....                          | 36 |
| Total Headcount Enrollment, Fall 1981-2010 .....             | 37 |
| FYES Enrollment Per FTE Faculty .....                        | 38 |
| 5-Year Enrollment by College .....                           | 39 |
| Percent of Students by College .....                         | 40 |
| Enrollment Summary.....                                      | 41 |
| Enrollment Summary by College (AHS & A/S) .....              | 42 |
| Enrollment Summary by College (BUS & EHS) .....              | 43 |
| Enrollment Summary by College (TEC & KEN).....               | 44 |
| Enrollment Summary by College (OPT & PHR).....               | 45 |
| Enrollment Summary by College (CPT & UNV).....               | 46 |
| Comparative Enrollment Report by College.....                | 47 |
| SCH/FTE/FYES .....   | 48 |
| Comparative Fall Enrollment and SCH Production By Site ..... | 49 |
| Total Headcount Enrollment Compared to FTE.....              | 50 |
| Enrollment by Race/Ethnicity.....                            | 51 |
| Ethnic Distribution by College .....                         | 52 |
| Enrollment by Program (Allied Health Sciences).....          | 53 |
| Enrollment by Program (Arts & Sciences) .....                | 55 |
| Enrollment by Program (Business) .....                       | 57 |
| Enrollment by Program (Education & Human Services).....      | 60 |
| Enrollment by Program (Engineering Technology) .....         | 62 |

# TABLE OF CONTENTS

|   |    |
|---|----|
| Enrollment by Program (Kendall College of Art & Design).....                  | 65 |
| Enrollment by Program (Michigan College of Optometry at FSU) .....            | 67 |
| Enrollment by Program (Pharmacy) .....  | 67 |
| Enrollment by Program (College of Professional & Technological Studies) ..... | 67 |
| Enrollment by Program (University College) .....                              | 68 |
| Retention Rates .....   | 69 |
| Graduation Rates.....   | 70 |
| FTIAC Fall to Fall Retention/Average Credits Taken/HSGPA & ACT Scores .....   | 71 |
| Student Credit Hours by College .....   | 72 |
| Transfer In Students .....  | 73 |
| Transfer Out Students .....   | 74 |
| Enrollment Summary of Students by Age .....                                   | 75 |

## DEGREES

|   |    |
|---|----|
| Degrees Conferred by Program (Allied Health Sciences) .....                       | 77 |
| Degrees Conferred by Program (Arts & Sciences).....                               | 78 |
| Degrees Conferred by Program (Business).....                                      | 79 |
| Degrees Conferred by Program (Education & Human Services) .....                   | 81 |
| Degrees Conferred by Program (Engineering Technology) .....                       | 82 |
| Degrees Conferred by Program (Kendall College of Art & Design).. ..               | 84 |
| Degrees Conferred by Program (Michigan College of Optometry at FSU).....          | 85 |
| Degrees Conferred by Program (Pharmacy) .....                                     | 85 |
| Degrees Conferred by Program (College of Professional & Technological Studies) .. | 85 |
| Degrees Conferred at Ferris State University .....                                | 86 |
| Approved Programs.....  | 87 |

## FACULTY/STAFF

|  |    |
|--|----|
| University Staff by Job Category & Gender (Full-Time)..... | 91 |
| University Staff by Job Category & Gender (Part-Time)..... | 92 |
| University Staff by Job Category & Gender (Total).....     | 93 |
| Fall Faculty And Staff By Race/Ethnicity And Gender.....   | 94 |
| Distinguished Teacher Awards .....                         | 95 |

## ORGANIZATIONAL CHARTS

|   |     |
|---|-----|
| Board of Trustees .....   | 97  |
| Executive Division .....  | 98  |
| President's Council .....   | 99  |
| Academic Affairs Division .....                                       | 100 |
| Office of Academic Affairs .....                                      | 101 |
| Academic Affairs Division/College of Allied Health Sciences .....     | 102 |
| Academic Affairs Division/College of Arts & Sciences .....            | 103 |
| Academic Affairs Division/College of Business.....                    | 104 |
| Academic Affairs Division/College of Education & Human Services ..... | 105 |
| Academic Affairs Division/College of Engineering Technology .....     | 106 |
| Academic Affairs Division/Kendall College of Art & Design .....       | 107 |
| Academic Affairs Division/Library .....                               | 108 |
| Academic Affairs Division/Michigan College of Optometry at FSU.....   | 109 |
| Academic Affairs Division/College of Pharmacy.....                    | 110 |

# TABLE OF CONTENTS

|   |     |
|---|-----|
| Academic Affairs Division/College of Professional and Technological Studies ..... | 111 |
| Academic Affairs Division/University College.....                                 | 112 |
| Administration and Finance Division.....  | 113 |
| Administration and Finance Division (Kendall College of Art & Design) .....       | 114 |
| Governmental Relations & General Counsel Division .....                           | 115 |
| Student Affairs Division .....  | 116 |
| Student Affairs Division/Enrollment Services.....                                 | 117 |
| University Advancement and Marketing Division .....                               | 118 |

## ALUMNI

|                                  |     |
|----------------------------------|-----|
| Alumni by State .....            | 119 |
| Alumni by College.....           | 120 |
| Placement Rates .....            | 121 |
| Recipients of Alumni Awards..... | 122 |

## BUDGET

|   |     |
|---|-----|
| FY 2010-2011 General Fund Operating Budget..... | 123 |
| Revenue Summary.....                            | 124 |
| Expenditure Summary .....                       | 125 |

## FACILITIES

|   |     |
|---|-----|
| Statement of Facilities at the Big Rapids Campus (General Fund) .....     | 127 |
| Statement of Facilities at the Big Rapids Campus (Non-General Fund) ..... | 128 |
| Ferris State University Campus Map .....                                  | 129 |
| Directions to Ferris State University Big Rapids Campus .....             | 130 |

## MICHIGAN PUBLIC UNIVERSITY COMPARISONS

|  |     |
|--|-----|
| Enrollment Michigan Public Universities.....               | 131 |
| Summary of Tuition/Fees and Room/Board .....               | 132 |
| Annual Room and Board Costs .....                          | 133 |
| Annual Tuition and Required Fees .....                     | 134 |
| Faculty-to-Administrator Ratio.....                        | 135 |
| Financial Aid as % of Total General Fund Spending.....     | 136 |
| Full Year Equated Students .....                           | 137 |
| Instruction as a % of Total General Fund Spending.....     | 138 |
| Instructional Cost (Spending) per Student .....            | 139 |
| Plant Spending as a % of Total General Fund Spending ..... | 140 |
| State Appropriations per FYES.....                         | 141 |
| Student-to-Faculty Ratio .....                             | 142 |

# GENERAL INFORMATION

## **MISSION STATEMENT**

Ferris State University prepares students for successful careers, responsible citizenship, and lifelong learning. Through its many partnerships and its career-oriented, broad-based education, Ferris serves our rapidly changing global economy and society.

## **VISION STATEMENT**

Ferris State University will be:

The recognized leader in integrative education, where theory meets practice throughout the curriculum, and where multi-disciplinary skills important in a global economy are developed with the result that

Ferris State University will also be:

- The preferred choice for students who seek specialized, innovative, career- and life-enhancing education
- The premier educational partner for government, communities, agencies, businesses, and industries through applied research and joint ventures
- A stimulating, student-centered academic environment that fosters life-long engagement, leadership, citizenship, and continuing intellectual development
- A university that aligns its practices and resources in support of its core values of collaboration, diversity, ethical community, excellence, learning, and opportunity

## **CORE VALUES**

- **Collaboration:** Ferris contributes to the advancement of society by building partnerships with students, alumni, business and industry, government bodies, accrediting agencies, and the communities the University serves.
- **Diversity:** By providing a campus which is supportive, safe, and welcoming, Ferris embraces a diversity of ideas, beliefs, and cultures.
- **Ethical Community:** Ferris recognizes the inherent dignity of each member of the University community and treats everyone with respect. Our actions are guided by fairness, honesty, and integrity.
- **Excellence:** Committed to innovation and creativity, Ferris strives to produce the highest quality outcomes in all its endeavors.
- **Learning:** Ferris State University values education that is career-oriented, balances theory and practice, develops critical thinking, emphasizes active learning, and fosters responsibility and the desire for the lifelong pursuit of knowledge.
- **Opportunity:** Ferris, with a focus on developing career skills and knowledge, provides opportunities for civic engagement, leadership development, advancement, and success.

## GENERAL INFORMATION

### **HISTORY**

Ferris State University is recognized for its career-focused majors that give our students the education they need to meet the needs of a changing economy. Founded in 1884 on the concept of providing students with marketable skills, Ferris was established by Woodbridge N. Ferris (1853-1928), a distinguished Michigan educator and politician who served two terms as the state's governor and was elected a United States Senator. Ferris was a private institute until 1950, when it joined the state higher education system. The college obtained university status in 1987.

### **LOCATION**

The Ferris State University campus is located in Big Rapids, a west central Michigan city of approximately 10,700 in the vacation-recreation region. In addition to being home of Ferris State University, Big Rapids is the county seat of Mecosta County. The 880 acre campus is readily accessible by the US-131 expressway and state highway M-20. Big Rapids is 55 miles north of Grand Rapids and within 200 miles of Chicago and Detroit.

### **CAMPUS SIZE**

880 acres

### **ACADEMIC DIVISIONS**

College of Allied Health Sciences  
College of Arts and Sciences  
College of Business  
College of Education and Human Services  
College of Engineering Technology  
College of Pharmacy  
College of Professional and Technological Studies  
Kendall College of Art and Design  
Michigan College of Optometry at FSU  
University College



## **EDUCATIONAL PROGRAMS**

Ferris offers more than 170 educational programs through the Colleges of Allied Health Sciences, Arts and Sciences, Business, Education and Human Services, Engineering Technology, Pharmacy, Kendall College of Art and Design, Michigan College of Optometry at Ferris State University, College of Professional and Technological Studies, and University College. These offerings lead to bachelor and associate degrees and certificates. Master degrees in Information Systems Management, Career and Technical Education, Criminal Justice, Business Administration, Curriculum and Instruction, Nursing, and Fine Arts are available. Ferris also offers doctorate degrees in Optometry, Pharmacy and Community College Leadership.

Each college encompasses a cluster of related programs that are targeted to prepare students for specific careers, responsible citizenship and lifelong learning. The colleges operate in facilities that have been specially designed and equipped to support their missions.

Ferris is a national leader in the development of the concept of laddering, which enables students to advance their careers by building on previous training. For example, an individual who has gained employment after completing a two-year degree may later seek career advancement by returning to Ferris and earning a bachelor degree. This concept also permits students to transfer readily into Ferris programs.

## **ADMISSIONS**

Current admission criteria for new students require all incoming freshmen students to submit ACT or SAT test scores along with official high school transcripts or official GED scores prior to an admission decision. Transfer students are required to submit official transcripts from all colleges attended as well as official high school transcripts and test scores, if required as prescribed by university standards, to achieve a complete academic profile. Students fulfilling both university and program entrance requirements will be granted admission.

# GENERAL INFORMATION

## FERRIS STATE UNIVERSITY ACCREDITATION

### FSU is accredited by The Higher Learning Commission of the North Central Association

#### Accrediting Agencies

(ACCE) American Council for Construction Education  
AAALAC International, Association for Assessment and Accreditation of  
Laboratory Animal Care International  
Accreditation Board for Engineering and Technology (ABET)  
Accreditation Council for Business Schools & Programs  
Accreditation Council for Pharmacy Education  
Accreditation Council on Optometric Education (ACOE)  
Accreditation Council on Optometric Education (ACOE)  
Accreditation Council on Optometric Education (ACOE)  
Accreditation Council on Optometric Education (ACOE)  
Accreditation Council on Optometric Education (ACOE)  
Accreditation Council, Collegiate Graphic Comm. Inc. (ACCGC)  
American Bar Association  
American Dental Association (ADA)  
American Optometric Association  
American Society of Health-Care Systems Pharmacists  
American Society of Health-Care Systems Pharmacists  
Associated Equipment Distributors Foundation (AEDF)  
Commission on Accreditation for Health Informatics and Information  
Management Education (CAHIIM)  
Commission on Accreditation for Health Informatics and Information  
Management Education (CAHIIM)  
Committee on Accreditation for Respiratory Care (CoARC)  
Council on Social Work Education  
Engineering Accreditation Commission of the Accreditation Board for  
Engineering and Technology, Inc. (EAC of ABE)  
International Facility Management Association (IFMA)  
Joint Review Committee on Education in Diagnostic Medical Sonography  
Joint Review Committee on Education in Radiography Technology (JRCERT)  
Joint Review Committee on Educational Programs in Nuclear Medicine  
Technology  
MI Commission of Law Enforcement Standards (MCOLCS)  
Michigan Correctional Officers' Training Council (MCOTC)  
NAMM Affiliated Music Business (NAMBI)  
National Accrediting Agency for Clinical Lab. Sciences (NAACLS)  
National Accrediting Agency for Clinical Lab. Sciences (NAACLS)  
National Accrediting Agency for Clinical Lab. Sciences (NAACLS)  
National Automotive Technicians Education Foundation  
National Recreation and Parks Association of Leisure and Recreation  
Accreditation Council  
Nat'l League for Nursing Accrediting Commission (NLNAC)  
Professional Golfers' Association of America (PGA)  
Teacher Education Accreditation Council  
Technology Accreditation Commission of the Accreditation Board for  
Engineering and Technology, Inc. (TAC of ABET)  
Technology Accreditation Commission-Accreditation Board for Engineering  
and Technology, Inc. (TAC of ABET)  
United States Professional Tennis Association, Inc.

Source: Academic Affairs

#### Academic Program

Construction Management, BS  
Animal Care Facility  
Automotive Engineering Technology  
COB Programs  
Pharmacy  
Residency in Ocular Disease at TLC Eye Care of MI  
Residency in Ocular Disease, Battle Creek VA Med. Ctr.  
Residency in Primary Eye Care & Ocular Disease, VA  
Northern Indiana Health Care Systems, Ft. Wayne  
Optometry - O.D. - Full College  
Printing Management, BS  
Legal Studies  
Dental Hygiene  
Optometry - Residency in cornea & contact lenses  
Pharmacy Practice Residency w/ Emphasis in Managed Care  
Pharmacy Practice Residency w/ Emphasis in Community Pharmacy  
Heavy Equipment Technology, AAS  
Medical Records Administration (MRA)  
Medical Records Technology (MRT)  
Respiratory Care  
Social Work Program  
Surveying Engineering, BS  
Facilities Management  
Sonography  
Radiography  
Nuclear Medicine  
Criminal Justice  
Criminal Justice  
Music Industry Management  
Clinical Laboratory Sciences  
Medical Technology  
Medical Laboratory Technology  
Automotive Service Technology  
Recreation Leadership and Management  
Nursing--BSN and MSN Program  
Professional Golf Management  
School of Education  
Mechanical Engineering Technology (AAS and BS programs)  
Electrical/Electronic Engineering Technology, BS  
Professional Tennis Management

**STUDENT COSTS**

The average annual cost for a Michigan resident to attend Ferris (based upon 2010-11 rates) including tuition, room and board, fees, estimated academic and personal expenses, is \$21,896.

| <b>2010-11 Costs</b>              | <b>Semester</b>  | <b>Year</b>      |
|-----------------------------------|------------------|------------------|
| Undergraduate (Michigan Resident) |                  |                  |
| Tuition                           | \$ 4,965         | \$9,930          |
| Room & Board                      | \$ 4,590         | \$ 9,180         |
| <b>Sub-Total</b>                  | <b>\$ 9,555</b>  | <b>\$ 19,110</b> |
| Books & Supplies (estimate)       | \$ 510           | \$ 1,020         |
| Personal Expenses (estimate)      | \$ 802           | \$ 1,604         |
| Refundable Fees *                 | \$ 81            | \$ 162           |
| <b>Total Expenses (estimate)</b>  | <b>\$ 10,948</b> | <b>\$ 21,896</b> |

\*If requested, the Racquet Facility fee, Student Activity fee and Health Center fee will be deleted from the student's account. Cash refunds will only be granted for the Racquet Facility fee and the Student Activity fee if the student's account is paid in full.

**Tuition**

**Full-Time Student (15 credits)**

|                              |          |           |
|------------------------------|----------|-----------|
| Undergraduate (non-resident) | \$ 7,950 | \$ 15,900 |
| Undergraduate (MSEP*)        | \$ 7,447 | \$ 14,895 |

**Part-Time Student**

|                                 |                    |
|---------------------------------|--------------------|
| Undergraduate Michigan Resident | \$ 331 p/credit    |
| Undergraduate (non-resident)    | \$ 530 p/credit    |
| Undergraduate (MSEP*)           | \$ 495.50 p/credit |

**Graduate Student**

|                     |                 |
|---------------------|-----------------|
| Michigan Resident   | \$ 450 p/credit |
| Non-Resident & MSEP | \$ 675 p/credit |

**Professional Student**

|                   | Pharmacy        | Optometry          |
|-------------------|-----------------|--------------------|
| Michigan Resident | \$ 534 p/credit | \$ 545 p/credit    |
| Non-Resident      | \$ 801 p/credit | \$ 817.50 p/credit |

**Family Apartments**

|                           | 12-Month Contract |
|---------------------------|-------------------|
| One Bedroom               | \$ 8,916          |
| Two Bedroom               | \$ 9,942          |
| Two Bedroom (Townhouse)   | \$ 10,842         |
| Three Bedroom (Townhouse) | \$ 11,856         |

\*Students are eligible for the MSEP (Midwest Student Exchange Program) rate if they live in one of the following states: Illinois, Indiana, Iowa, Kansas, Minnesota, Missouri, Nebraska, North Dakota, Ohio, South Dakota & Wisconsin. This tuition-reduction program is not available for students enrolled in Doctor of Optometry, and Doctor of Pharmacy programs.

## GENERAL INFORMATION

### KENDALL COLLEGE OF ART AND DESIGN OF FERRIS STATE UNIVERSITY

#### 2010/2011 Tuition & Fees

##### Tuition

|  |                   |
|--|-------------------|
| Resident Undergraduate Studio per Credit Hour                | \$650             |
| Resident Undergraduate General Education per Credit Hour     | \$331             |
| Non-Resident Undergraduate Studio per Credit Hour            | \$975             |
| Non-Resident Undergraduate General Education per Credit Hour | \$496.50          |
| Graduate per Credit Hour                                     | \$725             |
| Dual Enrollment per Credit Hour                              | \$220             |
|  | (\$660 per class) |

##### Tuition Summary

|                  | Resident<br><u>General Ed.</u> | Resident<br><u>Studio</u> | Non-Resident<br><u>General Ed.</u> | Non-Resident<br><u>Studio</u> | <u>Graduate</u> |
|------------------|--------------------------------|---------------------------|------------------------------------|-------------------------------|-----------------|
| Per Credit Hour: | \$331                          | \$650                     | \$496.50                           | \$975                         | \$725           |
| 3 credits        | \$993                          | \$1,950                   | \$1,498.50                         | \$2,925                       | \$2,175         |
| 6 credits        | \$1,986                        | \$3,900                   | \$2,979.00                         | \$5,850                       | \$4,350         |
| 9 credits        | \$2,979                        | \$5,850                   | \$4,468.50                         | \$8,775                       | \$6,525         |
| 12 credits       | \$3,972                        | \$7,800                   | \$5,958.00                         | \$11,700                      | \$8,700         |
| 15 credits       | \$4,965                        | \$9,750                   | \$7,447.50                         | \$14,625                      | \$10,875        |

##### Related Fees

|                                     |       |                                 |       |
|-------------------------------------|-------|---------------------------------|-------|
| Admissions Application Fee          | \$30  | Model Fee                       | \$80  |
| Enrollment Deposit                  | \$150 | Kendall Experience Fee          | \$250 |
| Sculpture/Woodworking/3D Studio Fee | \$155 | Technology Fee 0+ Credits       | \$150 |
| Printmaking Class Fee               | \$155 | Student Life Fee                | \$10  |
| Digital Resource Level 1            | \$50  | Deferred Payment Charge         | \$30  |
| Digital Resource Level 2            | \$100 | Studio Space Fee (per semester) | \$315 |
| Digital Resource Level 3            | \$150 | Studio Deposit                  | \$100 |
| Metal/Jewelry Studio Fee            | \$300 | Locker Fee                      | \$30  |
| Metal/Jewelry Design Fee            | \$155 | Transcript Fee                  | \$5   |

*Late Payment Penalty – 2% Of Unpaid Balance*

Note: Interior Design students taking KCID344 CADII, KCID319 Studio IV, and KCID460 Studio V, there is an additional course CAP Dongle fee. The cost of the rental of the Dongle is \$175, which includes a \$50 rental fee and a \$125 deposit on the dongle. This fee will be billed to your student account. When the Dongle is returned, undamaged, your account will be credited \$125.

## **ATHLETICS**

The Ferris State University Bulldogs are members of the National Collegiate Athletic Association (NCAA). Varsity teams compete in the Central Collegiate Hockey Association (NCAA Division I) in ice hockey and the Great Lakes Intercollegiate Athletic Conference (NCAA Division II) in all other sports. Ferris student athletes participate in 15 varsity sports: golf, tennis, basketball, track, cross-country, softball, soccer and volleyball for women; golf, tennis, basketball, track, cross-country, hockey and football for men.

## **CAMPUS MEDIA**

Ferris offers students a variety of media, including a campus newspaper and local television cable system (Channel 22). *The Torch*, which is published weekly, informs students of University news, events, and other campus-related issues. FSU-TV Cable 22 serves the campus and community with educational and public service television programming. The *FYI* is an internal newsletter published weekly for faculty and staff with limited student distribution, and the *Crimson & Gold*, published three times yearly, is aimed at keeping alumni and other key audiences informed. Some of the colleges and programs on campus also publish their own alumni publications.

## **CAREER RESOURCES AT FSU**

A Ferris State University career-oriented education is complemented by comprehensive educational planning and career counseling resources available from the Educational and Career Counseling Center (ECCC) which is staffed with licensed professional counselors. The ECCC is located on the 3<sup>rd</sup> floor of the Starr Building and provides a wide range of services for FSU students. See <http://www.ferris.edu/eccc> for more details of the services and programming offered.

## **EDUCATIONAL AND CAREER COUNSELING**

Every undergraduate college has educational counselors to provide information on all of their academic programs in Ferris's undergraduate colleges. These counselors are located in the colleges of Allied Health Sciences, Arts and Sciences, Business, Education & Human Services, Engineering Technology and University College.

In addition to providing academic counseling, educational counselors in the Educational and Career Counseling Center (ECCC) located in STARR 313, help students to identify and overcome obstacles to their academic success through the identification of both learning preferences and an individual's approach to the college learning experience. ECCC also offers assistance in making career choices. While finding the right career depends on several factors, two strong influences are personality and interests. Students can receive information in these areas by completing the Myers-Briggs Type Indicator and the Strong Interest Inventory through the ECCC. A licensed counselor interprets the results with the student and provides information on careers that are aligned with the individual's personality, interests, values, and skills.

## GENERAL INFORMATION

### **CAREER SERVICES**

The Career Services Office is available to educate, guide, and support students/alumni, faculty/staff, and employers through-out the Career Development Process. Including, career planning, career research, skills attainment, job search document preparation, interviewing, internships, job postings, and success in the workplace.

Students/alumni have access to Bulldog Careerlink, which is a state-of-the-art internet-based software package that allows students to write resumes, upload their resumes into the FSU Resume Book database, search and apply for employment/internship opportunities and sign up for on-campus interviews and events. On-campus interviews take place both fall and spring semesters with approximately 120 employers participating per academic year.

Career Services takes part in many campus activities and holds many workshop sessions on a variety of job search techniques, all of which teach students at every academic level how to transfer their in and out of classroom experiences to the work world.

We coordinate three large events per year: Every fall and spring the Career Services office sponsors a general job fair to assist students in connecting with employers who are hiring interns and full-time employees. These job fairs consistently bring 120+ employers to campus. Every fall Career Services and Student Leadership and Activities coordinates a Professional Career and Leadership Conference; bringing in a variety of presenters and keynote speakers to discuss the impact of leadership upon career success.

Students can register with Bulldog Careerlink and view a whole array of other career/employment-related information on our website at [www.ferris.edu/careerservices](http://www.ferris.edu/careerservices). Walk-in assistance is available at the Career Services office in Rankin Student Center Room 135, M-F 8am - 5pm.

### **FINANCIAL AID**

More than 77 percent of the students presently enrolled at Ferris State receive some type of financial aid through Federal, State, Institutional, Private and Other sources including scholarships, grants, loans and student employment. Ferris State University awards more than \$167 million in student aid annually.

Financial aid is primarily based on financial need and is intended to assist students whose families lack the total resources needed to pay for college. Information on financial aid programs available at Ferris may be obtained by contacting the Office of Scholarships and Financial Aid at 1-231-591-2110 or via the Internet at [www.ferris.edu](http://www.ferris.edu) and clicking on the Financial Aid link.

## **COLLEGE OF PROFESSIONAL AND TECHNOLOGICAL STUDIES**

In the early 1970s, Ferris State University opened the Office of Continuing Education on the Big Rapids, MI campus. At that time, the office focused on the development and delivery of non-credit, continuing education programs, institutes, and camps. In the late 1970s, the offering of degree programming was added to its operation and the first off-campus location was opened in Traverse City, MI.

In 1983 the unit was reorganized as the Gerholz Institute for Lifelong Learning (GILL) and then changed again in 1998 to the University Center for Extended Learning (UCEL). Other early off-campus sites included Dowagiac in 1978 and Grand Rapids that began operation in the early 1980s. The Grand Rapids location, dubbed Ferris-Grand Rapids, operated as a standalone campus and, for a short time in the late 1990s, oversaw the operations of the Dowagiac, Jackson, and Muskegon sites before oversight for those locations reverted back to UCEL.

In 1999, the College of Professional and Technological Studies (CPTS) was established on the Grand Rapids campus with the mission to serve the area through the development and delivery of academic programs that met the specific needs of that area's business, industry and the community at large.

In 2007, CPTS and UCEL operations merged to bring cohesion and economy to the operations that serve the needs of more than 5,000 off-campus and online students each year.

Today, CPTS delivers more than 50 career-focused professional development certificates, associate, bachelor, and master degrees through a network of 16 locations - all aimed toward helping students advance toward their career goals. Students, many of whom are working adults, find earning their degree convenient with classes that fit within their busy schedules. Programs are offered in direct response to needs identified in communities throughout the state, often in partnership with the local community college.

In addition to academic programming, CPTS operates the Conference and Professional Services (CPS) office. The CPS team provides conference design and development consultation services that include planning, strategy, and implementation. To help ensure that programs succeed, they assist with marketing and promotion, financial management, contracts, registration, site selection, facilities arrangements, on-site services, and evaluations.

More information about the College of Professional and Technological Studies can be found online at <http://cpts.ferris.edu>

## GENERAL INFORMATION

### **CORPORATE & PROFESSIONAL DEVELOPMENT & THE CENTER FOR CERTIFICATION TRAINING & TESTING**

#### **Division of the College of Engineering Technology**

##### CPD

Ferris State University's Corporate & Professional Development (CPD) has been involved in partnerships to help businesses and industries with solutions to training, certification, custom assessment & gap analysis, product development, grant services, and consulting/applied research needs since 1984. More than 2,000 companies have taken advantage of the skills and facilities offered for training or testing, and over 150,000 participants in over 1,000 offered titles/projects have been served. CPD is known for its ability to partner with business and industry clients, associations, and other providers to tackle issues related to custom training, process consulting, product development, certification, and assessment. Training can be delivered at the main campus complex in Big Rapids, the Grand Rapids Campus, any of Ferris' Regional Centers, at the company's plant site, or company selected offsite. Training on hundreds of technical, safety & health, business, science, and supervision/leadership topics can be provided. Training may also involve participant assessment, certification through the Center for Certification Training and Testing, CEU's, and credit conversion as required.

##### CCTT

The Center for Certification Training & Testing was founded in the early 90's to administer the EPA mandated Section 608 certification and testing program to HVACR technicians throughout the entire country. The Institute has over a fourteen hundred registered proctors across the country and since its inception has certified over 400,000 technicians. These technicians carry certification cards with the Ferris State University logo which they display in supply houses all over the United States each time they purchase refrigerant. The visual presentation provided each time one of these cards is presented keeps the Ferris State University name highly recognizable and in the forefront throughout our industry. The CCTT through its state of the art database adds the ability to administer testing programs for a wide variety of business as well as handling their customer service, order fulfillment, warehousing and distribution needs.

With changing world needs, CPD & CCTT are investing in new offerings for the community it serves through an Energy Center & Annual Michigan Energy Conference, as well as activities in product innovation and entrepreneurship. CPD has invested in the future of training by creating the ability for development of computer interactive training for business and industry (custom CD-ROM, interactive television or internet delivery as well as traditional lecture and application labs). CPD can also assist businesses, industries, and individuals in the development and refinement of new product/process ideas. Third-party validation studies can be performed to prove client claims on their products.

The Corporate & Professional Development Center is located at 1020 Maple Street, Suite 101. Phone 231-591-5819, Toll free 866 -880-7674, Fax 231-591-5821. Website [www.ferris.edu/cpd](http://www.ferris.edu/cpd)

The Center for Certification Training & Testing is located at 1020 Maple Street, 117. Phone is 231-591-5822, Toll Free 866-880-7674, Fax 231-591-5821. Website [www.ferris.edu/cpd](http://www.ferris.edu/cpd)



## **CULTURAL EVENTS**

Concerts by Ferris State Music Center organizations such as the West Central Concert Band, Chamber Orchestra, Jazz Ensemble, Concert Choir, and Ferris Wheels (men's glee club), and productions of the University Theater are augmented by appearances of professional music, drama and dance organizations and other performing arts groups.

The Ferris Art Gallery features exhibits of paintings, prints, photography, sculpture and crafts, as well as special exhibits featuring leading Michigan artists, FSU faculty and students.

The Arts and Lectures Committee offers a schedule of lectures, concerts and films, while Entertainment Unlimited and the Music Industry Management Association present pop/rock and comedy concerts and other events of a contemporary nature.

The Office of International Affairs "International Festival of Cultures" brings the world to Big Rapids with students, faculty, staff, and community members presenting cultural displays, performances, and food from more than fifty countries worldwide.

Entertainment Unlimited, the campus programming board, is responsible for coordinating more than 30 student-produced events each year including comedy shows, films, novelties and live contemporary music performances. Entertainment Unlimited also programs the Student Speaker Series which brings 6-8 speakers to campus each year. The Music Industry Management Association helps students get experience behind the scenes of producing live campus entertainment through their annual Autumn Alive Concert and Delta Chi Fraternity does the same with their annual January Jams Concert.

## **DISABILITIES SERVICES**

Disabilities Services serves and advocates for students with disabilities, empowering them for self-reliance and independence while promoting equal access to educational opportunities and programs. The office is located on the third floor of the Starr building in room 313. Contact us at 231 591 3057 or review our website for more information: <http://www.ferris.edu/htmls/colleges/university/disability/>

A registered student organization (RSO) for students with disabilities is available. To find out more about the Disability Awareness and Education RSO, check out this website: <http://ferris.orgsync.com/> and look for special interest groups.

## GENERAL INFORMATION

### **FERRIS LIBRARY FOR INFORMATION, TECHNOLOGY, AND EDUCATION (FLITE)**

FLITE opened on March 12, 2001, as a premier research facility integrating modern technology with traditional information resources. Designed for flexibility and versatility, FLITE continues to adapt to the world's advancing digital age. The Library houses 195 public computers (185 PCs and ten Macs, which includes a Mac Design Center of eight computers loaded with design software), approximately 1,000 ports to accommodate laptop access and future expansion, wireless connectivity, seating for 1,300 visitors, and 54 individual and group study rooms. Among its customer-service-oriented attributes, FLITE contains an extended-hours study area, a family study room for visitors accompanied by children, and a food court with vended beverages and snacks. Students using FLITE have access to laptop computers and scanners. An adaptive technologies laboratory facilitates the learning and research of students requiring special accommodations.

FLITE serves as a gateway to a variety of information resources available both on-site and off-campus in print and digital formats. FLITE houses a collection of more than 350,000 volumes and provides access to online databases, reference resources, and more than 45,000 electronic journals, newspapers, and magazines. FLITE is a Federal Depository Library for U.S. Government Documents and a Patent and Trademark Depository Library. The Library's online catalogs and digital resources are available through the FLITE Website at <http://www.ferris.edu/library/>. Interlibrary loan and document delivery services are offered to all faculty, staff, and students, including distance-education students, allowing users access to an immeasurable number of additional resources. Faculty, staff, and students can receive help using these resources by phone, email, or real-time chat reference service, submitting electronic forms via the Website, or in-person at the Reference Desk in FLITE. Students and faculty can also request reference and research assistance from subject specialist librarians. Faculty can also search and reserve titles in the "Media Booking" collection, which includes media resources for in-classroom use.

FLITE takes full advantage of advanced technologies to expand opportunities for teaching and learning. The Library contains four instructional studios equipped with 20 to 30 computer stations, an instructor's workstation, sound and projection equipment, TV/VCR, and DVD. All instructional studios are "smart classrooms" and include a docucam. Additional equipment such as smart boards, laptop computers, and wireless microphones are available upon request. The instructional studios allow librarians and other faculty to teach the information seeking and critical thinking skills necessary to evaluate information resources. The information literacy program starts with the basics in the Ferris State University Seminar (FSUS) courses and provides instruction in library use and research to classes upon request of instructors. In addition to instructional studios, FLITE also contains six seminar rooms of various sizes to accommodate library instruction classes, meetings, and professional development activities.

The FSU Media Production Center is a part of FLITE. The mission of Media Production is to provide assistance to faculty, staff, and students in the design, development, implementation, and distribution of media-related resources in support of Ferris instruction and activities. Activities range from videography to graphic design and production to creating DVDs from slide collections. FLITE also houses the Office of International Education and the Office for Multicultural Student Services.

**FERRIS LIBRARY FOR INFORMATION, TECHNOLOGY, AND EDUCATION (FLITE)**

**2009-2010 Statistics**

**Services - July 2009 to June 2010**

|  |           |
|--|-----------|
| Hours open                             | 99.5/week |
| Circulation (not including reserves)   | 22,743    |
| Reserve circulation                    | 3,952     |
| Study room checkouts                   | 31,776    |
| Seminar and instruction room checkouts | 2,596     |
| Library instruction sessions           | 428       |
| Reference desk questions               | 4,794     |
| Chat ref sessions                      | 1,532     |
| Interlibrary borrowing                 | 11,225    |
| Interlibrary lending                   | 10,205    |
| Titles catalogued                      | 21,203    |

**Access/Holdings - July 2010**

|   |         |
|---|---------|
| Total print volumes (books and bound journals)                            | 336,676 |
| Periodical subscriptions (print and microform)                            | 766     |
| Periodical titles available in all formats (print, electronic, microform) | 61,289  |
| Catalogued electronic books   | 99,416  |
| Information resource databases  | 132     |
| New monograph titles purchased  | 3,140   |
| Archival holdings (cubic feet)  | 4,212   |
| Public computers  | 195     |

Source: FLITE

## GENERAL INFORMATION

### **GIFTS TO THE UNIVERSITY**

Private giving to the University in fiscal year 2010 totaled \$5,371,400 including cash contributions of \$3,957,891 and in-kind gifts of \$1,413,509.

#### **Contributions may be made in many ways:**

- Gifts from alumni and parents
- Gifts from business and industry, including cash, equipment, and materials
- Gifts and grants from foundations
- Matching gifts (companies or corporate foundations match their employees' gifts to Ferris from a one-to-one to a four-to-one ratio)
- Gifts in memory or honor of individuals
- Gifts through naming Ferris State University as a beneficiary in estate plans

#### **Donor societies recognize extraordinary generosity:**

- **Woodbridge N. Ferris Society:** \$1,000,000 cash or in-kind gifts
- **Helen Gillespie Ferris Society:** \$750,000 cash or in-kind gifts
- **Abigail Timme Smith Society:** All planned gifts \$35,000 or more
- **Legacy Society:** \$500,000 cash or in-kind gifts
- **Crimson and Gold Society:** \$1,000 cash or in-kind gifts from graduates of 5 years or less
- **Phoenix Society:** \$100,000 in cash or in-kind gifts
- **Old Main Society:** \$50,000 cash or in-kind gifts
- **Founder's Society:** \$25,000 in cash or in-kind gifts
- **President's Society:** \$10,000 in cash or in-kind gifts
- **Dean's Club:** Annual gift of \$500-\$999 with funding designated to a specific college or program
- **Carillon Society:** \$250,000 cash or in-kind gifts

#### **Athletic booster clubs help student-athletes:**

- **Bulldog Athletic Association:** the fundraising arm of Ferris State Athletics and supports our student-athletes in 15 intercollegiate programs. Legends \$2,500, Hall of Fame \$1,000, Coaches \$500, All-American \$250, All-Conference \$100, Crimson & Gold \$50.
- **Blueline Club:** Gifts are designated to support the varsity hockey program. Hobey Baker \$1,000+, All American \$500-\$999, All Conference \$300-\$499, Captain \$100-\$299, Member \$50-\$99
- **6<sup>th</sup> Dawg Club:** Gifts are designated to support the women's basketball program. All-American \$250+, GLIAC All-Conference \$100-\$249, FSU Team Member \$25-\$99.
- **Diamond Dawg Club:** Gifts are designated to support the softball program. Champion \$1,000+, Coach \$500-\$999, Captain \$300-\$499, Gold \$150-\$299 and Crimson \$50-\$149.
- **Gridiron Club:** Gifts are designated to support the football program. Champion \$1,000+, Gold \$500-\$999 and Crimson \$150-\$499
- **Rebounders Club:** Gifts are designated to support the men's basketball program. Company/Community Member \$250+, Member Plus \$100-\$249, Individual Member \$25-\$99.
- **The Gallery:** Gifts are designated to support the men's and women's golf teams. All-American \$300+, All-Conference \$150-\$299, Team Player \$50-\$149.

## **HOUSING**

Living on campus has proven to foster better student success. Ferris State University on-campus housing provides environments that are clean, comfortable, safe and conducive to supporting the academic mission of the University. More specifically, living in the residence halls enhances and completes the learning that occurs at the University.

Student's growth is further enhanced through exposure to other points of view, experiencing diverse populations and living in a community of peers. Living with others helps residents learn coping skills and experiment with responsible decision-making in a safe environment.

A variety of housing and dining options exists to allow students the opportunity to create the environment in which they feel most comfortable. Amenities include internet connections in each residence hall room, a choice of private or double rooms, health, wellness and substance-free living, the first-year experience and many other themed housing opportunities. Cable television, available in every room, includes HD and movie channels. Washers and dryers are located on virtually every floor, mail is delivered to each residence hall and residence halls are equipped to provide a feel of home with such items as board games, large screen televisions, overstuffed furniture and hall-sponsored activities.

Living in the residence halls is an educational endeavor. Staff provide social and educational programming aimed at building cohesive communities on each floor. While hall staff are in place to assist in maintaining community standards residents are reminded that maintaining community standards is a shared responsibility.

The University apartment community consists of the west campus townhouses and the south campus apartment complexes. The west campus complex has 150 two-bedroom and 50 three-bedroom unfurnished townhouses which are designed to provide a neighborhood atmosphere for families and groups of single students alike.

The south campus apartment complex consists of 88 traditional one-and two-bedroom units. They are designed for single students and have laundry facilities in each building.

The East Campus Suites are neither residence halls nor apartments. Rather, this new style of on-campus housing combines the best of both worlds. Each of the three 3-story buildings are home to 100 students. Exterior doors are locked 24/7 utilizing the same card swipe access and blue light/call box phone security system as our residence halls. Each building houses 24 4-bedroom suites and 2 2-bedroom suites. Every student has their own furnished bedroom and shares a full bathroom with one other student. A furnished living room and full kitchen compliment the feeling of home each suite provides. With amenities such as air conditioning, garbage disposal, wired and wireless connectivity, campus cable television and more, the suites are sure to be a campus favorite for generations to come.

Fully accessible residence halls, townhouses and suites are available for students with disabilities. Learn more of what Housing has to offer on line at <http://www.ferris.edu/housing>.

## GENERAL INFORMATION

### **INFORMATION TECHNOLOGY SERVICES**

The Information Technology Services (ITS) department takes care of the computing needs of the University community. The Technology Assistance Center (TAC) is the first point of contact for students, faculty, staff and others associated with the University to get computer help. Customers can contact TAC via phone, chat, or email; or look for answers on University standard hardware, software, and systems on our web site ([www.ferris.edu/techsupport](http://www.ferris.edu/techsupport)). The TAC handles approximately 36,000 contacts a year.

To support the educational process, the ITS manages the software and hardware on roughly 4,200 university-owned computer stations in located in classrooms, public access labs, and faculty/staff offices. Many of the classrooms also have specialized equipment to aid instruction such as digital projectors, student feedback systems (“clickers”), and multimedia playback and recording systems.

Information Technology Services maintains over 250 servers to run the business of the University community. The main systems include FerrisConnect, the on-line learning/course management system; MyFSU, the campus portal system; and Banner, the University records system. FerrisConnect hosts fully online courses for students all over the world, and provides the tools to enhance student learning and assessment for many on-campus courses as well. FerrisConnect use continues to grow, with the student credit hour (SCH) production reaching 10,923 hours in the Spring of 2010.

Computers all across campus can access the Internet and other University services via the high-speed network. Wired and/or wireless access is available in most places on campus, with each of the 3,000 residence hall rooms and campus apartment having at least one wired network jack. ITS also maintains the cable, emergency management, and phone services for the University.

Students, faculty and staff can get repairs on their personally owned computers for a nominal charge, and purchase select Microsoft, Adobe, and AutoCAD titles for personal use at significantly reduced prices through Student Technology Services department, located in the West building. Students can have their computers set up to connect to the network for no charge at the start of fall semester via the iConnect program.

### **INTRAMURAL AND RECREATIONAL SPORTS**

Annually, more than half of the student body participates in organized recreational sports activities, including extensive intramural and club sport programs. Other students participate in informal recreation activities. Ferris provides ample facilities for athletics and recreation, including a Student Recreation Center with pool, weight room, basketball and volleyball courts and indoor track; a golf course; a sports complex including full-and half-size ice rinks, additional basketball and volleyball courts; racquetball courts and indoor and outdoor tennis courts.

**KENDALL COLLEGE OF ART AND DESIGN OF FERRIS STATE UNIVERSITY**

Kendall College of Art and Design began in 1928 through a generous endowment provided by Helen M. Kendall as a memorial to her husband, David Wolcott Kendall, known as the Dean of American Furniture Designers. Helen Kendall envisioned a school whose graduates would be leaders in the world of art and design, and throughout history, Kendall College of Art and Design has prepared generations of students for careers as professional artists and designers. In addition, Kendall College of Art and Design is an active partner with the community, annually providing more than 2,000 children and adults with the opportunity to pursue courses in art and design through one of the richest and most varied continuing studies programs in the United States.

In 1996, the Board of Trustees of Kendall College of Art and Design voted to merge Kendall with Ferris State University, a process that was completed in December 2000. In combining these two distinctive institutions, the Boards of both Kendall and Ferris have forged a union that offers students the educational opportunities and strengths of each institution.

The mission of Kendall College of Art and Design of Ferris State University is to educate its students to be leaders in the arts by nurturing creative and intellectual excellence, to promote in its students an awareness of social responsibility, to provide a dynamic professional environment, to move the institution toward national prominence, and to support institutional integrity through resource development.

As part of Ferris State University, Kendall College of Art and Design is accredited by:

The Higher Learning Commission  
Of the North Central Association of Colleges and Schools  
30 North LaSalle Street, Suite 2400  
Chicago, IL 60602  
800.621.7440

Kendall College of Art and Design of FSU is an accredited institutional member of:

The National Association of Schools of Art and Design  
11250 Roger Bacon Drive, Suite 21  
Reston, VA 22090  
703.437.0700

Kendall's Interior Design program is accredited by:

The Council for Interior Design Accreditation  
60 Monroe Center NW  
Grand Rapids, MI 49503-2920  
616.458.0400

Kendall College of Art and Design of Ferris State University are authorized under the laws of the State of Michigan to grant:

**Bachelor of Fine Arts in:**

Art Education with K12 Art Education Certification  
Digital Media  
Drawing  
Drawing with Printmaking Focus  
Furniture Design  
Graphic Design  
Illustration  
Industrial Design  
Interior Design  
Metals/Jewelry Design

Painting

Photography  
Sculpture/Functional Art

**Bachelor of Science in:**

Art History-Studio Academic

**Master of Art Education**

**Master of Fine Arts in:**

Drawing  
Painting  
Photography  
Printmaking

## GENERAL INFORMATION

### **STUDENT AFFAIRS**

The division of Student Affairs provides a variety of services for students through the following departments: Birkam Health Center, Career Services, Counseling Center, Enrollment Services, Office of Multi-Cultural Student Services, Rankin Student Center, Student Leadership & Activities, Student Conduct, Student Life, and University Recreation. All of these departments work with students to enhance their university experience.

The Office of Student Leadership & Activities helps students use and grow their talents through campus and community involvement. To keep students involved and connected to the University, there are more than 200 registered student organizations (RSOs), including sports clubs, Greek-letter organizations, spiritual groups, academic societies and professional associations. The Student Volunteer Center refers hundreds of Ferris students each year to area agencies seeking volunteers. A variety of leadership programs are offered throughout the year to help students develop marketable leadership and management skills.

### **STUDENT EMPLOYMENT**

The Student Employment Office is located in the Timme Center for Student Services. Our goal is to assist students in finding part time employment that will provide income while attending Ferris as well as help them learn transitional skills that will benefit them upon graduation. There are approximately 2,400 student employees on campus every year. In addition to helping students find jobs on campus we offer off campus job postings for area businesses. We participate in the Federal Community Service Work Study program that allows students to work in community based positions in the area such as the local food pantry, working as a reading tutor for local students, or the local recycling center. Students may also sign up for the Quick Cash program that puts them in touch with local residents who are looking to hire students for odd jobs such as yard work, painting, etc. More information on Student Employment can be found on our web page <http://www.ferris.edu/admissions/financialaid/studemploy.html>. Having a part time job while going to school is a great way to interact with others, learn valuable job skills and earn some spending money so you can keep your student loans to a minimum!



**POINTS OF INTEREST**

**Alumni Building** (1929) - The oldest building on campus and the only building to survive the fire in 1950. It houses the College of Professional and Technological Studies, Conference and Professional Services, and University Archives. Classrooms and faculty offices for the College of Arts and Sciences are also in this building.

**Arts and Sciences Commons** (1996) - houses Arts and Sciences faculty and administrative offices, University College faculty and administrative offices, the Academic Support Center, the Card Wildlife Education Center, the Math Science Technology Center, and features "The Visionary," a mural - one of the largest of its type in the world - depicting the history of FSU, and the Writing Center which provides peer tutoring to assist students with writing and study skills. This building connects the Science and Starr Buildings.

**Automotive Center** (former Technical and Applied Arts Center) (1956) - Comprises the instructional and lecture facilities for Automotive Services, Automotive Management and Automotive Engineering Technology.

**Bishop Hall/College of Education** (1967) - Built as a residence hall, it was remodeled in 1986 to house the College of Education & Human Services administrative offices and classrooms. Tot's Place is also located in Bishop.

**Business Building** (1970) - The College of Business houses classrooms and computer labs (Mac, PC, and Networking), as well as administrative and faculty offices. The facility also includes an auditorium that accommodates in excess of 200.

**Creative Arts Center** (1965) - This building houses the studios, classrooms, and faculty offices needed for the Studio Arts in the College of Arts and Sciences.

**Ewigleben Sports Complex/Ice Arena** (1974) - Comprises two indoor ice rinks and a recreational wing with facilities for intercollegiate hockey, recreational hockey and skating, basketball, and volleyball, all completed in 1975. An addition completed in 1981 includes a combative room, fitness and sports medicine facilities and a mini-arena.

## GENERAL INFORMATION

**Ferris Library for Information, Technology, and Education (FLITE)** (2001) - Located in the heart of the main campus, FLITE features a variety of work and study spaces, including an information commons, 4 instructional studios, 6 seminar rooms, 54 individual and group study rooms, a reading room, and an extended hours study area, all with wireless access capability. FLITE has a total seating capacity of 1,300, more than 350,000 total volumes (books and periodicals), and 195 public computers. The FLITE webpage provides access to a broad collection of electronic databases, documents, books and journals. FLITE is a U.S. Government Documents Depository, a Patent and Trademark Depository Library for western lower Michigan, and a depository for the U.S. Bureau of the Census. The FSU Media Production Center is part of FLITE. FLITE also houses the Office of International Education and the Office for Multicultural Student Services.

**G. Mennen Williams Auditorium** (1961) - This facility houses FSU's theater program and also serves as the major multipurpose auditorium for the FSU campus. With seating for 1,644, Williams Auditorium hosts musical, dramatic, cultural, and convocation events throughout the year. It also is available for public rental use when scheduling allows.

**Granger Center for Construction & HVACR** - The Granger Center for Construction and HVACR is a state-of-the-art facility - an interactive learning center where all structural steel, process piping, mechanical systems, and electrical systems are exposed or visible behind glass. The Center focuses on both theory and application. Its laboratory facilities provide a practical, "hands-on" experience using an extensive array of sophisticated up-to-date equipment devoted to testing and solving problems students are likely to encounter in the field.

**Heavy Equipment Center** (1987) - A 53,000-square-foot building accommodating students in the 2 and 4-year heavy equipment technology programs. The HEC building is the largest facility in the country dedicated to educate and train graduates for entry into the heavy equipment industry workforce; additionally, it is home to the Heavy Equipment Service Engineering Technology B.S. Degree, the only one of its kind in the US.

**Holiday Inn Hotel and Conference Center** (1993) - The facility is located adjacent to the Katke Golf Course and overlooks the campus. The complex houses 16,772 square feet of meeting facilities, 118 guest rooms, banquet facilities and a restaurant. The conference facilities are used for continuing education activities, conferences and workshops.

**Interdisciplinary Resource Center** (1969) - Contains one large lecture hall seating 120, six classrooms with state of the art teaching technology seating 30-50, television studios, and the Faculty Center for Teaching and Learning office suite that includes two computer training rooms. The second floor houses faculty from the College of Business.

**Katke Golf Course** (est. 1974) - Katke is a full service 18-hole championship golf course that measures 6,847 yards (slope rating 141 / 73.7) from the Bulldog tees, 6,333 (slope rating 138 / 71.2) from the Crimson tees, 5,891 (slope rating 135 / 69.0) from the Silver tees and 4,966 (slope rating 115 / 68.9) from the Gold tees .

The state-of-the-art practice facility includes 100,000 square feet of grass teeing space, six target greens, a large short game area that includes a chipping area and bunker for greenside or fairway bunker shots and 2 practice greens with over 15,000 square feet of space. The practice facility is encompassed by a 3-hole practice course that includes two par 4's measuring 325 yards each and a 150 yard par 3.

Our full service clubhouse sits atop the highest point in Mecosta County with excellent views back to campus. The clubhouse facilities include the Founders Grille Restaurant which features a wide variety food and beverage options; a 1,000 square foot multi-purpose room that holds up to 75 people for meetings or small parties; men's and women's locker rooms and a golf shop stocked complete with all of your golfing needs.

A staff of PGA Golf Professionals is available to provide tournament services, golf clinics, private video lessons and club fittings by appointment. The golf course is conveniently located adjacent to the Holiday Inn Hotel and Conference Center on the far west point of campus.

**McKessy House** (1989) - McKessy House, resembling an Old English cottage on Cedar Street, north of Williams Auditorium, was purchased by Ferris State University in 1989 as a result of a generous gift from Gerald McKessy, a 1929 graduate of Ferris' college preparatory program who went on to graduate from the Detroit College of Law in 1933. Mr. McKessy was a Charter Member of the Presidents' Club, a member of the Phoenix Society, a founding father of the Alumni Foundation, a 12-year member of the Board of Directors of the Alumni Association and a recipient of the Distinguished Alumnus Award in 1971 for the generous donation of his time and talents to Ferris State University. Mr. McKessy donated stock, the proceeds of which were used to buy the house, barn and two acres that is now utilized as parking and additional Arts and Sciences classroom space. Mr. McKessy's gift also made it possible to remodel the house which is currently occupied by the Division of Governmental Relations and General Counsel. This division is responsible for governmental and community relations, legal affairs, equal opportunity, and labor relations.

## GENERAL INFORMATION

**Michigan Art Walk (1996)** - The Michigan Art Walk is an ongoing project whereby original pieces of art work created by Michigan artists are installed throughout campus and linked by a meandering pathway, ultimately reaching into the Big Rapids community. The inaugural sculpture of the Michigan Art Walk, by Ann Arbor-based artist Barron Naegel, was installed in the fall of 1996. Also installed in the fall of 1996 were a wall sculpture by Daniel Roache, under the auspices of the Presidential Art Collection, and the main panel of Robert Barnum's "The Visionary," which depicts the history of Ferris State University. The unveiling of "Escape," an outdoor sculpture by R. Farrington Sharp, on October 17, 1997 continued the project, along with the side panels of "The Visionary" which were unveiled on February 20, 1998, completing Barnum's triptych. "Totem Stack," a sculpture by Ferndale artist Albert Young, was unveiled on May 7, 1998. "Muse" by Irina A. Koukhanova, was dedicated on November 19, 1998, and sculptor Fritz Olsen's "Ripples" was unveiled November 19, 1999. Lois Teicher's functional piece, "Bench With Three Deep Seats," was dedicated on June 14, 2000. "Ferris Arch," a limestone sculpture by Kenneth Thompson, was dedicated October 10, 2001. Mark Chatterley's "Journey to the Body Collective", a flying wall sculpture located in the reading room at FLITE, was dedicated on October 29, 2002. Robert Barnum's "Of Thought and Reason," a 130-foot-long, 10-foot-tall painting on canvas located in FLITE's Extended Study Area was unveiled on August 28, 2003. Ray Katz' "Celebration," a large-scale metal sculpture, was unveiled September 3, 2004. The Art Walk pieces can be viewed on the Ferris website along with information about the artists.

**Music Center (1962)** - The Music Center is located at the heart of the campus at the foot of the Carillon Clock Tower on the south end of the quad "green space" and just north of Top Taggart Field (football stadium). This facility offers rehearsal and practice space for all varieties of ensembles. The band room can accommodate groups of up to 100 musicians and the Choral Room provides room for 60 musicians. Private practice rooms are available and are ideal for individual practice or small groups of 2-3 persons. Each practice room contains an acoustic piano. The Humanities Department maintains these instruments (regular tuning, etc.) as a service to currently enrolled students. The piano lab has 12 stations (full-size keyboards) which are used for group instruction and practice for those enrolled in music classes. The music faculty and ensemble director's offices are also in the Music Center.

**National Elastomer Center for Plastics and Rubber Technology (1987)** - The Ferris Plastics and Rubber program is the largest and most respected undergraduate program in the United States. The Plastics B.S. program was started in 1982 and continues to fill a great need in the growing plastics industry for technically trained personnel. Ferris graduates gain immediate status as recognized technical leaders. This innovative program provides students with a background that includes topics such as processing, material testing and properties, and mold and product design. Classes emphasize hands-on learning, using the same type of equipment that is currently used in industry. The Plastics building was expanded in 1998, and renamed the "National Elastomer Center" to include educational space for the new Rubber degrees. The Rubber program is a unique educational experience with graduates being sought after by the rubber industry. Coursework follows the original plastics degree in processing, testing, and design but also includes rubber compounding. The plastics and rubber industry has shown support for the Ferris programs by sponsoring the construction of the Plastics Building in 1987 and the expansion in 1998 with funding for equipment and supplies, providing job experience by employing our students for summer internships and finally hiring our graduates.

**Pennock Hall/Michigan College of Optometry (1968)** - Built as a residence hall, it was adapted in 1977 to serve as the home for the Michigan College of Optometry at FSU and the University Eye Center. Starting in December of 2010, they will be moving to a newly constructed Michigan College of Optometry Building.

**Pharmacy Building (1972)** - Designed to house all on-campus operations of the College of Pharmacy, including specialized laboratories and the model pharmacy, and also contains an antique pharmacy exhibit.

**Presidential Art Collection (1996)** - Daniel Roache was chosen as the first contributor for a collection featuring commissioned works by Michigan artists honoring Ferris presidents. His aluminum, wall-mounted sculpture representing the seven academic colleges hangs in the Williams Auditorium lobby. A bronze bust of President Byron Brophy by Midland sculptors James S. Hopfensperger and Joan Hopfensperger-Most was dedicated on April 30, 1999. It is on display in the Ferris Library for Information, Technology, and Education (FLITE).

**Racquet Facility (acquired in 1980)** - The facility offers 4 indoor tennis courts, 10 outdoor hard courts, 2 outdoor clay courts, 3 indoor racquetball courts, cardiovascular and free-weight equipment, aerobic and fitness classes, tanning booths, tennis lesson programs, interactive Sportwall, rental equipment and a full-service tennis pro shop. This facility serves intramural and intercollegiate athletes, club tennis team, faculty/staff, students, the general public and as a laboratory for the Professional Tennis Management program.

## GENERAL INFORMATION

**Rankin Center (1957)** - considered the “campus living room,” is the center of student campus activities. The Student Center provides a wide variety of services and activities to meet the interest and needs of students, faculty, staff and guests of the University. Among the activities available are billiards, table tennis, and video games. Also offered are a television lounge, computers, information center, Seattle’s Best Coffee Shop, Quizno’s Subs, Westview Student Dining, James L. Lundberg Bookstore, fine arts gallery, First Lady’s Attic, and a variety of conference rooms. Offices for student organizations include The Student Government of FSU, Entertainment Unlimited (programming board), S.E.R.V. - Veteran’s Association, and The Torch (student newspaper). On the administrative side, there are offices for Student Affairs, Student Conduct, Career Services, Dean of Students, Residential Life, Student Activities, Catering Services, and the Student Center.

**Science Building (1956)** - Remodeled and expanded in 1967, completely renovated in 1997, this building provides teaching auditoria, classrooms, and science laboratories for the College of Arts and Sciences, as well as the Rawlinson Observatory, John and Rhea Smith Greenhouse, and Reitz Reading Room.

**Starr Building (1961)** - Completely renovated in 1995, students now enjoy new furnishings, state-of-the-art instructional equipment, multimedia labs, study rooms and lounges. It is FSU’s largest general classroom building and houses the Educational Counseling and Disabilities Services office; Williams Auditorium, where dozens of live performances and special events are offered each year; and The Jim Crow Museum, a privately donated collection of American racist memorabilia artifacts.

**Student Convocation Center/Wink Arena (1999)** - This 42,000 square foot facility, located adjacent to the Ewigleben Ice Arena, seats 2,400, including prime sections of chair-back seating. The building complex features an expanded lobby that adjoins the Ice Arena with a pro shop, concession stands, and a display for the Bulldog Hall of Fame. This new center serves as the home for the FSU men’s and women’s basketball programs, and is also used for commencement exercises, major concerts, and special events.

**Student Recreational Center (1998)** - The former HPE/Wink Arena building was remodeled and reopened August 30, 1998. The facility gives students, faculty, staff, and community members a modern gymnasium, weight room, aerobic room, exercise machines, elevated track, and a variety of fitness classes. A student lounge, indoor swimming pool, spa, and 40-foot climbing wall was completed in 1999.

**Swan Technical Center (1966)** - This building contains many classrooms and laboratories designed specifically for engineering and engineering technology instruction. The building also contains offices of several College of Engineering Technology program coordinators and directors.

**Timme Center for Student Services (CSS)** (1967) (Renovated 2002) - As the official “welcome center” for the University, the Timme Center for Student Services (CSS) serves as a one-stop service center in which students can register for classes, obtain financial aid and housing information, request transcripts, pay bills, and inquire about student employment opportunities. Highlights of Timme CSS include a glass atrium that extends the full height of the eastern side of the building and a second atrium facing State Street, providing natural sunlight and openness for the building. Formerly the campus library, the Timme CSS is a place of diversity, art, history and service. The First Floor houses the Financial Aid, Business, and Student Employment offices; the offices of Admissions and Records, Enrollment Services, Academic Senate, & Institutional Research are on the Second Floor. The Third Floor features a display of Ferris historical memorabilia, as well as houses the offices of the President, Provost & Vice President for Academic Affairs, Vice President for Student Affairs, Chief Diversity Officer, Budgetary Planning and Analysis, and the Testing Office. The carefully chosen combination of offices and services provides a wonderful welcome to all constituents in the middle of campus.

**Tot’s Place** (instituted 1987) - Located on the first floor of Bishop Hall, Tot’s Place Child Development Center is a full service child care center providing educational programs for children of FSU students, faculty/staff, and the surrounding community. Tot’s Place also serves as a laboratory for many FSU academic programs.

**Victor F. Spathelf College of Allied Health Sciences** (1979) - This four-level structure contains the specialized classrooms, laboratories and offices for the students, faculty and administration of the College of Allied Health Sciences.

## GENERAL INFORMATION

### **FERRIS STATE UNIVERSITY CALENDAR**

#### **Fall Semester, 2010**

|           |   |
|-----------|---|
| Aug. 25-2 | Registration                              |
| Aug. 30   | Classes begin                             |
| Sept. 6   | Labor Day - no classes                    |
| Oct. 25   | Mid-term grades due                       |
| Nov. 3    | Last day for approved unqualified W grade |
| Nov. 24   | Thanksgiving recess begins                |
| Nov. 29   | Classes resume                            |
| Dec. 10   | Last day of classes                       |
| Dec. 13   | Examination week begins                   |
| Dec. 17   | Last day of examination week              |
| Dec. 18   | Fall Commencement                         |

#### **Spring Semester, 2011**

|           |   |
|-----------|---|
| Jan. 5-7  | Registration                              |
| Jan. 10   | Classes begin                             |
| Jan. 17   | Martin Luther King Day - no classes       |
| Mar. 5    | Spring recess begins                      |
| Mar. 7    | Mid-term grades due                       |
| Mar.14    | Classes resume                            |
| Mar. 24   | Last day for approved unqualified W grade |
| Apr. 21   | Mid-term break begins - no classes        |
| Apr. 25   | Classes resume                            |
| Apr. 29   | Last day of classes                       |
| May 2     | Examination week begins                   |
| May 6     | Last day of examination week              |
| May 7 & 8 | Spring Commencement                       |

#### **Summer Semester, 2011**

|         |   |
|---------|---|
| May 16  | Registration                              |
| May 17  | Classes begin                             |
| May 30  | Memorial Day - no classes                 |
| July 4  | Independence Day recess - no classes      |
| July 7  | Last day for approved unqualified W grade |
| Aug. 10 | Last day of summer semester classes       |

#### **Fall Semester, 2011**

|            |   |
|------------|---|
| Aug. 24-26 | Registration                              |
| Aug. 29    | Classes begin                             |
| Sept. 5    | Labor Day - no classes                    |
| Oct. 24    | Mid-term grades due                       |
| Nov. 3     | Last day for approved unqualified W grade |
| Nov. 23    | Thanksgiving recess begins                |
| Nov. 28    | Classes resume                            |
| Dec. 9     | Last day of classes                       |
| Dec. 12    | Examination week begins                   |
| Dec. 16    | Last day of examination week              |
| Dec. 17    | Fall Commencement                         |



**TELEPHONE NUMBERS (frequently used)**

The telephone number for the Ferris State switchboard is (231) 591-2000; the telephone operator can assist you. Most colleges, departments and offices also have their own numbers. The toll free number is 800-433-7747. Some frequently called numbers are listed below:

**Academic Deans Offices**

|  |              |
|--|--------------|
| College of Allied Health Sciences.....               | 591-2270     |
| College of Arts and Sciences.....                    | 591-3661     |
| College of Business.....                             | 591-2420     |
| College of Education & Human Services.....           | 591-3646     |
| College of Pharmacy.....                             | 591-3780     |
| College of Professional & Technological Studies..... | 591-2340     |
| College of Technology.....                           | 591-2890     |
| Kendall College of Art & Design.....                 | 616-451-2787 |
| Michigan College of Optometry at FSU.....            | 591-3700     |
| University College.....                              | 591-2428     |

**Student Services**

|                                       |          |
|---------------------------------------|----------|
| Admissions & Records.....             | 591-2100 |
| Birkam Health Center.....             | 591-2614 |
| Business Operations.....              | 591-2125 |
| Career Services.....                  | 591-2685 |
| Institutional Research & Testing..... | 591-3628 |
| Orientation.....                      | 591-2100 |
| Residential Life (Housing).....       | 591-3745 |
| Student Employment.....               | 591-2010 |

**General**

|   |          |
|---|----------|
| Alumni Relations.....                   | 591-2345 |
| Athletic Department.....                | 591-2860 |
| FLITE Library.....                      | 591-3500 |
| Public Safety.....                      | 591-5000 |
| Rankin Student Center.....              | 591-5916 |
| Student Activities.....                 | 591-2606 |
| University Advancement & Marketing..... | 591-3815 |

**Kendall College of Art & Design..... 616-451-2787**

|                            |          |
|----------------------------|----------|
| Admissions.....            | EXT 1107 |
| College Counselor.....     | EXT 1136 |
| Enrollment Management..... | EXT 1113 |
| Financial Aid.....         | EXT 1112 |
| Library.....               | EXT 1122 |
| Registrar.....             | EXT 1141 |

**College of Professional & Technological Studies (Off-Campus Offerings):**

|                   |              |
|-------------------|--------------|
| Big Rapids.....   | 231-591-2340 |
| Grand Rapids..... | 616-643-5737 |

# GENERAL INFORMATION

## EDUCATIONAL GRANTS AND SCHOLARSHIPS

| 2010-2011 FIRST-TIME FRESHMAN SCHOLARSHIPS |                  |                     |                      |
|--|------------------|---------------------|----------------------|
| <u>Scholarship</u>                         | <u># Awarded</u> | <u>Total Amount</u> | <u>Average Award</u> |
| Founder's                                  | 32               | \$298,558           | \$9,329              |
| President's                                | 48               | \$261,250           | \$5,500              |
| Dean's                                     | 371              | \$1,085,000         | \$3,000              |
| Residential Life                           | 191              | \$370,390           | \$2,000              |

### FEDERAL

Academic Competitiveness Grant (ACG)  
National Science and Mathematics Access to Retain  
Talent Grant (SMART)  
Teacher Education Assistance for College and Higher  
Education Grant (TEACH)  
The Federal Pell Grant  
The Supplemental Educational Opportunity Grant

### STATE

Gear Up Grant  
KCP Future Faculty Fellowship  
Michigan Competitive Scholarship  
Michigan Merit Award  
Michigan Nursing Grant  
Tuition Incentive Program (TIP)

### INSTITUTIONAL

Ability Scholarship  
Academic Opportunity Scholarship  
Athletic Grants (Individual Sports)  
COB Leadership Scholarship  
College of Business Scholarship  
Community Based Scholarship  
COT Student Kickoff Award  
Dean's Scholarship  
Detroit Compact Scholarship  
Detroit Public Scholarship  
Doctor of Pharmacy Scholarship  
Entertainment Unlimited Scholarship  
Ferris Achievement Scholarship  
Ferris Grant  
Ferris Support Grant  
Founder's Scholarship  
FSU Native American Tuition Waiver  
Honors Residential Life Scholarship  
Intensive English Scholarship  
International Transfer Scholarship  
Kelso-Battle Scholarship  
Kendall Assistance Grant  
Military Veteran's Scholarship  
Non Resident Transfer Scholarship  
Phi Theta Kappa Scholarship  
President's Invitational Scholarship  
President's Scholarship  
Pro Start Scholarship  
PTM Scholarship  
Residential Life Scholarship  
Skills USA Scholarship  
Study Abroad Scholarship  
Transfer Academic Achievement Scholarship  
Transfer Academic Excellence Scholarship  
Transfer Residential Life Scholarship  
Wade McCree Scholarship  
Wenrich Tuition Scholarship

**EDUCATIONAL GRANTS AND SCHOLARSHIPS**

**GRANTS AND SCHOLARSHIPS**

1968 Football Scholarship  
 A. Cramer Memorial Scholarship  
 Abbott Laboratories Scholarship  
 ACCA Past Presidents Council Scholarship  
 AITP Scholarship  
 Alton/Evelyn Brayton Scholarship  
 Alumni Association Legacy  
 AM Welding Society - Detroit Scholarship  
 AM Welding Society-District Eleven Scholarship  
 AM Welding Society-Miami Scholarship  
 AM Welding Society-National Named Scholarship  
 AM Welding Society-Saginaw Scholarship  
 AM Welding Society-West MI Scholarship  
 American Asoc. of HTG, REF and A/C Eng. Scholarsh  
 American Foundation for Vision Awareness Scholarshi  
 American Hotel Foundation Scholarship  
 American Photo Marketing Scholarship  
 American Professional Estimators Scholarship  
 American Society for Quality Control Scholarship  
 Amerikam Scholarship  
 Amy Ament Award  
 Andrea L. Warfield Memorial Endowed Scholarship  
 Anne Szabunia Memorial Scholarship  
 AOA Advantage Scholarship  
 AOF Carl Zeiss Vision Fellowship  
 Applied Math/Actuarial Science Scholarship  
 Army ROTC Scholarship  
 Arnold & Carolyn Johnson Scholarship  
 ASHP Student Leadership Award  
 Association of Golf Exhibitors  
 Automotive Aftermarket Industry Scholarship  
 Barbara Chapman International Study  
 Barnes & Noble Scholarship  
 Barry Barratt Scholarship  
 BCI New OD Scholarship  
 Bel-Aire HVACR Scholarship  
 Big Rapids Garden Club Scholarship  
 Bill & Lynne Scheible Scholarship  
 Bingman Scholarship  
 Blanche Arnold Scholarship  
 Board of Nursing Scholarship - MSN  
 Board of Nursing Scholarship - RN  
 Boerma Eagle Scout Scholarship  
 Brian & Grace Brown Scholarship  
 Brian Chapman Memorial PGM Scholarship  
 Brian McDonald Scholarship  
 Brudy Memorial Pharmacy Scholarship  
 Business Student Assistance Scholarship  
 C. Alan Tressler Memorial Scholarship Fund  
 Cadillac Area Human Association Scholarship  
 Canadian Lakes Garden Club Scholarship  
 Canadian Lakes Mecosta County Scholarship  
 Canteen Services Inc. Scholarship  
 Capital Regional Community Foundation Scholarship  
 Cascade Engineering Annual Scholarship  
 CCNA Certification Scholarship  
 Celestine Moloney Scholarship  
 Charles G. Jehnzen Basketball Scholarship  
 Charles Hampton Scholarship  
 Charles J. Kodis Advanced Industrial Automation  
 Charles Jehnzen Scholarship  
 Charles Kodis Scholarship  
 Charlotte Kiwanis Scholarship  
 Charter Schools Office Scholarship  
 Chase Plastic Scholarship  
 Chicago Rawhide Scholarship  
 Chrysler Apprenticeship Scholarship  
 Class of 1974 Linda Willette Scholarship  
 CLS - Clinical Lab Sciences Scholarship  
 CM Industry Golf Outing Scholarship  
 COB Leadership Scholarship  
 Coca-Cola/Crystal Mountain Scholarship  
 College of Education Alumni Scholarship  
 Construction Assoc/Don Purdie Mem Sch  
 Cummings Scholarship  
 Cummins Inc. Scholarship  
 Curtis Brown Scholarship  
 CVS Pharmacy Award  
 Daniel Tyler Scholarship  
 Daudi Book Scholarship  
 David D. Whalen Scholarship  
 David Prior Scholarship  
 David R. Greer Surveying Engineering Scholarship  
 David/Carol Drake Scholarship  
 DECA Scholarship  
 Dee Kap Memorial Scholarship  
 Delta Tau/Lambda Chi Scholarship  
 Dental Health Professionals Dental Hygiene Scholarship  
 Diane Nix Memorial Scholarship  
 Dick Brammer Scholarship  
 Dick Dolack Excellence in Officiating Scholarship  
 Dieter H. Weiss Award  
 Distinguished Zerocrats Scholarship  
 Doctor of Pharmacy Scholarship  
 Donald and E. Lyle Magee Scholarship  
 Donald Shreve Scholarship  
 Douglas Froelich Scholarship  
 Douglas Hagemann Scholarship  
 Dow Industrial Chemical Scholarship  
 Call Family Scholarship  
 Dr. Adnan Dakkuri Pharmacy Scholarship  
 Dr. Gabriel Memorial End. Scholarship  
 Dr. Henry R. Racki OPT Scholarship  
 Dr. Henry Reitz End. Scholarship  
 Dr. Ian Mathison Endowed Scholarship  
 Dr. Jack Bennett Memorial Scholarship  
 Dr. Merrill R. Murray Memorial Scholarship  
 Dr. William Sakalauskas Scholarship  
 Dr. William Sederburg Scholarship  
 DuPont-Dow Elastomers Scholarship  
 Dykstra Scholarship

## GENERAL INFORMATION

### **EDUCATIONAL GRANTS AND SCHOLARSHIPS**

ECNS 115 Incentive Scholarship  
E-Commerce Marketing Scholarship  
Ed Harris Memorial Scholarship  
Edward Griffen Memorial Teacher Education  
Edward Redwood Scholarship  
Edwin/Barbara Courtright Scholarship  
Elizabeth Keeney Scholarship  
Enterprise Book Scholarship  
Eric Rudert Scholarship  
Ernie Fuller Scholarship  
Esther Ewigleben Memorial Scholarship  
Ewigleben Scholarship  
Excellence Alliance Scholarship  
F.A. Muehlenbeck Scholarship  
Fairman Scholarship Fund  
Falcone Memorial Scholarship  
Family Fare Pharmacy Scholarship  
Felpausch Pharmacy Scholarship  
Fenn & Associates Surveying Scholarship  
Ferris Foundation Need Based Scholarship  
Ferris Leach Annual Scholarship  
Ferris Professional Women  
Ferris State University Scholarship  
Ferris/Jean Leach Scholarship  
FFA/Russel Moffett Scholarship  
Finishmaster Automotive Scholarship  
First Robotics Scholarship  
Flint Public Schools Scholarship  
Ford Motor Company Scholarship  
Fortune/Morlock Memorial Scholarship  
Foundation Federated Garden Club Scholarship  
Foundation for Excellence Scholarship  
Frances Friar Nursing Scholarship  
Frank Karas Scholarship  
Frank L. Greathouse Gov't Accounting Scholarship  
Frank Marra Memorial Scholarship  
Fred E. Taylor Endowed Scholarship  
Fred Kellogg Scholarship  
Frederick Broemer Award  
Freudenberg NOK Scholarship  
FSU Alumni & Friends Scholarship  
FSU Alumni Softball Scholarship  
FSU Dental Hygiene Alumni Scholarship  
FSU Dining Services Scholarship  
Fund Evaluation Group Scholarship  
G Storm Memorial Technical Teacher Education  
Gary Trimarco Automotive Scholarship  
Gary Waters Basketball Scholarship  
Gateway to Germany Scholarship  
Geff Reinke Endowed Scholarship  
George & Kathryn Menoutes Scholarship  
George A. Nielsen Public Investor Scholarship  
George Bowlby Scholarship  
George Holcomb Memorial Scholarship Fund  
George Kossaras Scholarship  
Gerace Construction Scholarship  
Glen's Pharmacy Scholarship  
Glenna F. Spellicy Memorial Scholarship  
GM Service Op Auto Tech Scholarship  
Godfrey Parsons Scholarship  
Gordon Kamstra Memorial Scholarship  
Governors Career Scholarship  
GR Club of Printing Craftsmen Scholarship  
GR New Car Dealers Scholarship  
Gregory Dreuth Scholarship  
Hammer's 4-C's Award  
Harley Halsted Scholarship  
Harper Wildern Pharmacy Scholarship  
Harry & Belle Schwarzbach Scholarship  
Harry Larson Memorial Scholarship  
Harry Melling Memorial Scholarship  
Harry Swartz Pharmacy Administration Award  
Hashimi Dental Leadership Scholarship  
Helen Bennett Memorial Scholarship  
Helen Ferris Vartan Scholarship Fund  
Helen Popovich Scholarship  
Henry Tschappat Scholarship  
Hicks Gridiron Scholarship  
Hoexum Scholarship  
Home Builders of Mecosta County  
Honorable John O'Brien Scholarship  
Horticulture and Technology Scholarship  
Hospitality GALA-DECA Scholarship  
Hospitality Management Scholarship  
Howard Hulsman Scholarship  
HS Die Engineering, Inc.  
HURCO Engineering Scholarship  
Hurco Ultimax Scholarship  
Hurst Mechanical Inc. Scholarship  
HVACR - Htg. Vent, A/C, Ref. Engineering Scholarship  
Independent Inc. Scholarship  
Innovative Breakthrough SBM  
Intensive English Scholarship  
International Student Emergency Scholarship  
Jack LeBarre Scholarship  
Jack Newcombe Scholarship  
J.B. McCormick Scholarship Fund  
J. N. Nelson Family Scholarship  
Jacob & Gertrude VanDyke Scholarship  
James Bolthouse Memorial Scholarship  
James Shane Scholarship  
Japanese Parent's Textbook Scholarship  
Jenny Jacobs Softball Scholarship  
Jerry and Mary Ford Scholarship  
Jerry Moore Memorial PGM Scholarship  
Jessica Nagle-Wilson Scholarship  
Jim Ferrell Memorial Endowed Scholarship  
Joan Nelson Scholarship  
Joan Reirson Draugalis Endowment  
John Celestino Endowed Scholarship  
John Christie Scholarship  
John Deere Foundation Scholarship

**EDUCATIONAL GRANTS AND SCHOLARSHIPS**

John J. Wheeler Scholarship  
 John Newell Scholarship  
 John P. Nelson Endowed Scholarship  
 John R. Smith Memorial Endowed Leadership  
 John Sebold Memorial Scholarship  
 Jordan Scholarship  
 Joseph Bishop Surveying Scholarship  
 Joseph Juran Scholarship  
 Joseph Sasaki Scholarship Fund  
 Jourdain Scholarship  
 Julia McCormick  
 Junior Achievement Scholarship  
 Karlis K. Kazerovskis Scholarship  
 Kearns Educational Award  
 KEBS Incorporated Scholarship  
 Kendall Digital Media Scholarship  
 Kenneth Spoerk Memorial Scholarship  
 Khagendra Thapa K. Surveying Scholarship  
 K-Mart Pharmacy Scholarship  
 Korean Students Scholarship  
 Kurt Hellthaler Memorial Scholarship  
 Labroff Scholarship  
 Lakeview Foundation Healthcare Scholarship  
 Lambda Sigma Honor Society Scholarship  
 Laverne Curtis Scholarship  
 Lewis & Lewis Surveying  
 Lloyd C. Zill Scholarship  
 Long Scholarship  
 Lorna Lewis Holistic Nurse Scholarship  
 Louis/Angeline Burg Scholarship  
 Lula Coker Nash Scholarship  
 Macomber/Atwell Hicks, Inc. Scholarship  
 Mahida Surveying Scholarship  
 Manufacturing Scholarship  
 Marco Family Foundation Grant  
 Marriot Golf Scholarship  
 Martin J Wozniak End. Scholarship  
 Marty Lass Golf Scholarship  
 Mary Ann Hashimi Memorial Scholarship  
 Mary C. Feint Surveying Scholarship  
 Mary McCorriston Child Development  
 Mary T. Creswell Scholarship  
 Matt Lichtle Scholarship  
 Maude Korstange Scholarship  
 Mavcon "Ken Reinink" Construction Sch  
 McKesson Med. Mgmt Dean's Scholarship  
 McLoughlin Family Endowed Scholarship  
 McNaughton/McKay Scholarship  
 MCO Alumni Endowed Scholarship  
 Mechanical Service Contractors of America  
 Mecosta County Veterans Scholarship  
 Medicine Shoppe Scholarship  
 Meijer Inc. Accountancy Scholarship  
 Meijer Inc. Pre-Senior Scholarship Award  
 Melling Memorial Endowed Scholarship  
 MI Pharmacists A D PRFFLSM Award  
 MIAEYC Student Leadership Scholarship  
 Michael/Paula Rushford Scholarship  
 Michelle Robinson Scholarship  
 Michigan Adjusters Association Scholarship  
 Michigan Association Pipe Trades Scholarship  
 Michigan Chapter Air/Cond Contractors Scholarship  
 Michigan Kroger/Dairy Scholarship  
 Michigan Mechanical Contractor Scholarship  
 Michigan Pharmacy Fund Scholarship  
 Michigan Printing Week Association Scholarship  
 Mid Michigan Engineering And Surveying Scholarship  
 Mid Michigan Pharmacists Association Scholarship  
 Midland Lions Club R. Maier Scholarship  
 Mike Shira Health Systems Management  
 Military Veteran's Scholarship  
 Millard/Ida Quinlan Scholarship  
 Minnie Mould Marsh Endowed Scholarship  
 Minorities in Government Finance Scholarship  
 Minority Student/Academic Opportunity  
 ML King/ALPHA PHI ALPHA Scholarship  
 ML King/Rosa Parks/KCP Future Faculty  
 Moore & Bruggink Incorporated Scholarship  
 Mylo Ragan Endowed Scholarship  
 NA Heat-Air Conditioners Scholarship  
 NACDS Dean's Scholarship  
 National Guard Scholarship  
 National Scholars Honor Society  
 New Horizon Scholarship  
 Norris & Irene Johnson Scholarship  
 Northern Michigan Road Commission Scholarship  
 O.B. Davenport Scholarship  
 Oakland Area Scholarship  
 O'Brien, Quy Scholarship  
 Order of Omega Beta Phi Annual Scholarship  
 Orville Hoffman Scholarship  
 Oswald Rossi Scholarship  
 Outer Drive Hospital Auxiliary Scholarship  
 Patricia Berry Intensive English Scholarship  
 Paul E. Borton Memorial Scholarship  
 Paul Runyan Scholarship  
 Paul Winfred Owens Scholarship  
 Pfizer Scholarship  
 PGA Diversity Scholarship  
 PGM Alumni Scholarship  
 PGM Scholarship  
 Pharmacists Mutual Scholarship Award  
 Pharmacy Alumni Scholarship  
 Pharmacy Dean's Scholarship  
 Phillip's Ford Lincoln Mercury  
 Plumbers/Steamfitters 190 Scholarship  
 Prism Writing Contest Annual Scholarship  
 Progressive Group Alliance Scholarship  
 Puterbaugh Scholarship  
 Rautiola PTM Scholarship  
 Raymond Kenyon Scholarship  
 Reed City FSU Distinguished Alumni Scholarship

## GENERAL INFORMATION

### **EDUCATIONAL GRANTS AND SCHOLARSHIPS**

Refrigeration Engineering Inc. Scholarship  
Reginald/Vivian Sharkey Scholarship  
Resistance Welder Scholarship  
RESPY Pharmacy Scholarship  
Rex Dew Memorial Textbook Fund  
Rhein Chemie Scholarship  
Richard Hunter Scholarship  
Rick Carlton PTM Business Scholarship  
Rick Rodenhouse Memorial Scholarship  
Rite-Aid Junior Scholarship Award  
Robert Brand Memorial Scholarship  
Robert Brauer Award  
Robert Buchdahl Memorial Award  
Robert Burch Scholarship  
Robert Byrd Scholarship  
Robert Hendricks Memorial Scholarship  
Robert VanHoven Memorial Award  
Robert Williams Scholarship  
Robert/Jean Olson Scholarship  
Roberta Teahen University Center for Extended Learning  
Roger/Debra Card Wildlife Scholarship  
Rolland L. Hicks Endowed Scholarship  
Rought Surveying Scholarship  
Rowe Incorporated Scholarship  
Rubber Manufacturing Association Scholarship  
Ruby MacNeill Endowed Memorial  
Rumsey Memorial Scholarship  
Runners Memorial Scholarship  
Russell & Avis Gerber Endowed Scholarship  
Russell G. Merithew Scholarship  
Ruth L. Shattuck Scholarship  
Saginaw Community Foundation Scholarship  
Scott D. Anderson Mem. Schol. - Morley/Stanwood HS  
Scott D. Anderson Mem. Scholarship for FSU  
Scott Schultz Excellence Scholarship  
Scott Whitener Memorial Scholarship  
Searle Pharmacy Scholarship  
Sherman Throop Memorial Scholarship  
Shopko Pharmacy Scholarship Award  
Sloan Trans. Prod. Heavy Equip. Scholarship  
Smith/Taylor/Malloy Scholarship  
Society Of Mfg Eng - Chapter 11  
Society Of Mfg Eng - Chapter 38  
S-STEM Scholarships  
Stan Dean Memorial Endowed Scholarship  
Stephen E Martin Memorial Award  
Steven Brown Memorial Scholarship  
Student Affairs Student Leadership  
Student Ambassador Scholarship  
Student Senator Scholarship  
Susan Greene Memorial Scholarship  
Susan Marie Edwards Scholarship  
TAC Automotive Group Scholarship  
Talbots Women's Scholarship  
Target Pharmacy Scholarship  
Target Scholarship  
Technology in Optometry Scholarship  
Theta Alpha Sigma Scholarship  
Thomas Reuther Scholarship  
Thomas Sobota Memorial Scholarship  
Three Rivers Construction Scholarship  
Tingley & Associates Scholarship  
TJ Amick Memorial Endw- Kendall Scholarship  
Tokie Yamada Scholarship  
Toyota Scholarship  
TVP Silver Anniversary Scholarship  
Tylenol Scholarship  
Upper Division Academic Scholarship  
Upper Peninsula MPA Scholarship  
Urban Land Consultants Scholarship  
Vanderlaan Leadership Award  
Vanduinen Memorial Scholarship  
Victoria Kamm Scholarship  
Vision Service Plan Academic Scholarship  
W. J. Stevenson Scholarship Fund  
W.C. Judson Scholarship  
W.S. Garrison Scholarship  
Walgreen Scholarship  
Wal-Mart Optical Scholarship  
Wal-Mart Pharmacy Scholarship  
Wanda Butler Memorial Award  
Warren & Beverly Parker Scholarship Endowment  
W. E. Dengler Pharmacy Scholarship  
Weeks-Lakin Optometry Scholarship  
Welding Competition Scholarship  
West Michigan Credit Union Scholarship  
West Michigan Mechanical Contractors Scholarship  
West Michigan Rubber Group Scholarship  
Whitehead Memorial Scholarship  
Wildern Family Scholarship  
William Beagle Scholarship  
Willis J. Heyl Award in Pharmacognosy  
WM Merle Morris Endowed Scholarship  
Woolpert LLP Scholarship  
Zakov Family Endowed Scholarship

**EDUCATIONAL GRANTS AND SCHOLARSHIPS**

**INSTITUTIONAL LOANS**

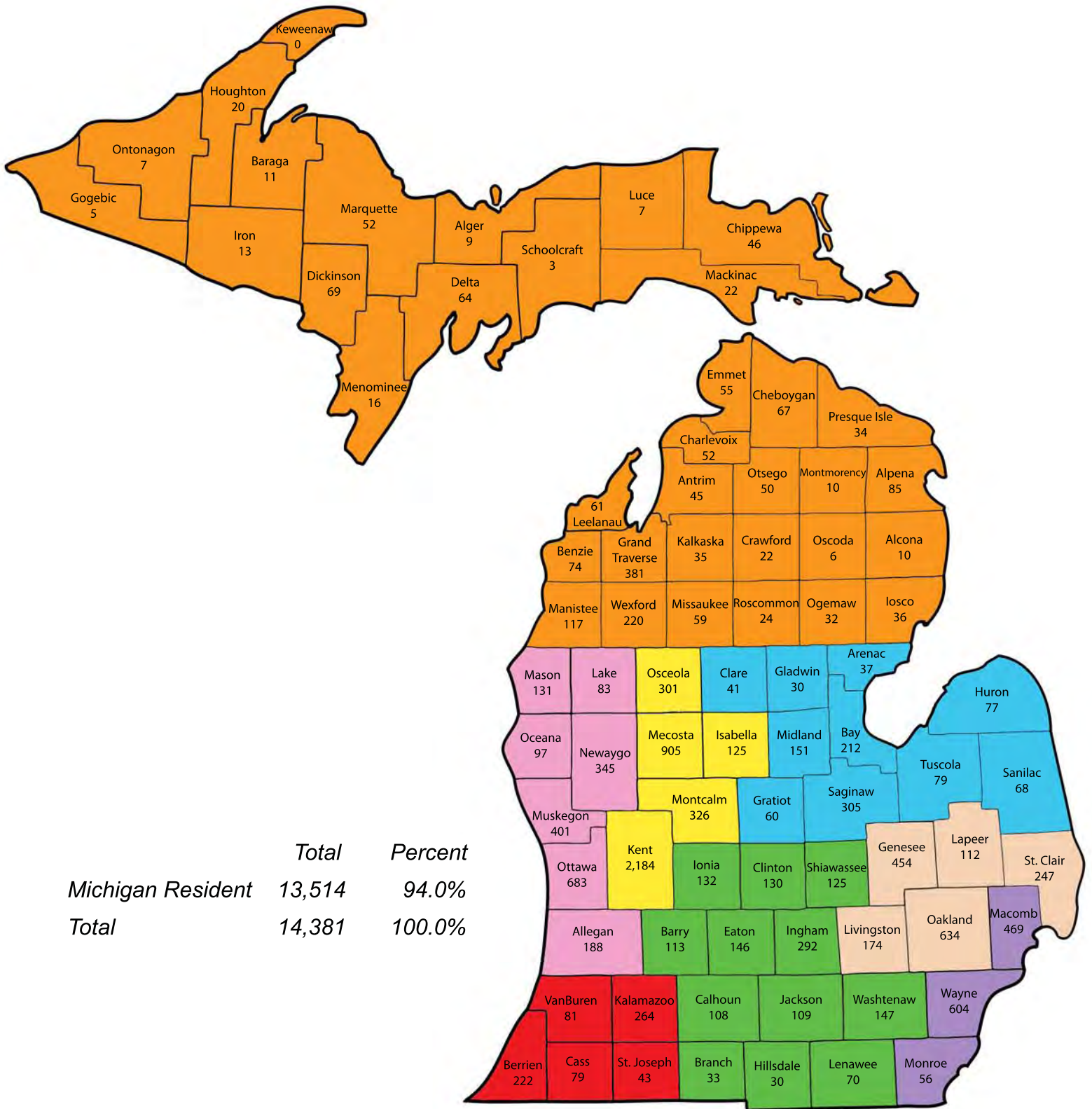
A.G. Buchman Student Loan Fund  
 Abigail Timme Endowed Student Loan Fund  
 Addie & Earl Campbell Memorial Loan Fund  
 Albert Pisa Loan  
 Alden W. Brown Student Loan Fund  
 Allied Health Loan  
 Alma Lidell Tufveson Memorial Loan Fund  
 Alumni Loan  
 Ansel C. Hook Memorial  
 Arthur E. Ormsbee Memorial Loan Fund  
 Asian Student Loan  
 Augusta Taisey Memorial Loan Fund  
 Bernice Behrens Student Assistance Fund  
 Bush Memorial Loan Fund  
 Carl Starkey Loan  
 Carlisle Memorial Fund  
 Carlton G. Ferris Student Loan Fund  
 Carr/South Emergency Loan  
 Charles S. Neithercut Student Loan Fund  
 Claus, Graduate Loan Fund  
 Clyde C. Heinonen Memorial Loan Fund  
 College of Business Memorial Loan Fund  
 College of Business Student Emergency Loan Fund  
 College of Optometry Student Emergency Loan Fund  
 College of Pharmacy Student Emergency Loan Fund  
 Cronk Loan  
 Cummings Loan  
 David M. Denbrock Memorial Loan Fund  
 Dean Donald Rankin Loan Fund  
 Dingman, William E. Loan  
 Discretionary Loan Fund  
 Dr. P & L Scholler Fund  
 Dr. Ralph Pino Memorial Loan Fund  
 Earl H. McCormick Memorial Loan Fund  
 Fern & William Brown Loan Fund  
 Fern R. Holden Student Loan Fund  
 Francis R. Piper Loan Fund  
 Frank Clark Loan  
 Fred W. Swan Memorial Student Assistance Fund  
 George Berden Loan  
 Geraldine Travis MacGregor Memorial Loan Fund  
 Gerrit Masselink Memorial Loan Fund  
 Glenn C. Bond Memorial Loan Fund  
 Graphic Art Loan Fund  
 Helena E. Paris Loan Fund  
 Henry Lowsma Memorial Loan Fund  
 Herbert H. Martz Student Assistance Fund for Pharmacy Students  
 James Morton Memorial Loan Fund  
 Jay Oviatt Pharmacy Student Loan Fund  
 Jordan, R & A Loan  
 Kappa Alpha Psi Loan  
 Karlis K. Kazerovski Endowment Loan  
 Kenneth Spoerk Memorial Loan Fund  
 Kuhlman/Greene Loan  
 Kurt Hellthaler Loan Fund

Lee W. Cookson Memorial Loan Fund  
 Leon Probst Memorial Loan Fund  
 Lithocrafters and Bookcrafters Loan Fund  
 Louis Legg Loan  
 Lowell DeMoss Memorial Student Loan Fund  
 Lynn H. Cook Memorial Loan Fund  
 M. Lewis Fishman Memorial Loan Fund  
 Matilda Ann Dell Pharmacy Student Loan Fund  
 Max E. Smith Memorial Loan Fund  
 MI Construction Equipment Dealer Loan  
 MI State Federation of Women's Clubs Student Loan  
 Michigan Assoc. of Edu. Secretaries Memorial Loan Fund  
 Michigan Pest Control Loan  
 Nancy Ingall Memorial Loan Fund  
 Northern Michigan Road Comm Assoc Loan Fund  
 Orval Plank Memorial Loan Fund  
 Perry Converse Loan  
 Perry Drug Stores, Inc. Loan Fund  
 R.M. Wylie Student Loan Fund  
 Raymond W. Starr Student Loan Fund  
 Redman Agency Inc. Student Loan Fund  
 Regina L. Stevenson Holt Memorial Loan Fund  
 Richard Faber Loan  
 Richard J. and Marion Morley Memorial Loan Fund  
 Richard S. Labroff Loan  
 Robert and Gertrude Burns Memorial Loan Fund  
 Roger Allen Student Assistance Fund  
 Ronald M. Solomon Memorial Loan Fund  
 Roy Alvarado Memorial Loan Fund  
 Roy Clark Vandercook Memorial Loan Fund  
 Rueben E. & Gertrude A. Trippensee Memorial Loan  
 Spathelf Loan  
 Special Loan Fund  
 Steve Bordano Memorial Loan Fund  
 Townsend and Buttum, Inc. Student Loan Fund  
 UMOI-United Migrants Loan  
 V.R. Sines Memorial Fund  
 Veddar Loan  
 Walter Armbruster Memorial Loan Fund  
 Walter H. Gillette Memorial Loan Fund  
 Will Lane Pharmacy Student Assistance Fund  
 William C. Moore Memorial Loan Fund  
 William C. Wolfinger Memorial Loan Fund  
 Wolverine Club Student Loan Fund

# ENROLLMENT



FALL 2010 ENROLLMENT BY COUNTY



\*Colors denote admissions counselors recruiting territories

## ENROLLMENT

### FALL 2010 ENROLLMENT BY STATE & BY COUNTRY

#### NON-MICHIGAN STUDENTS BY STATE

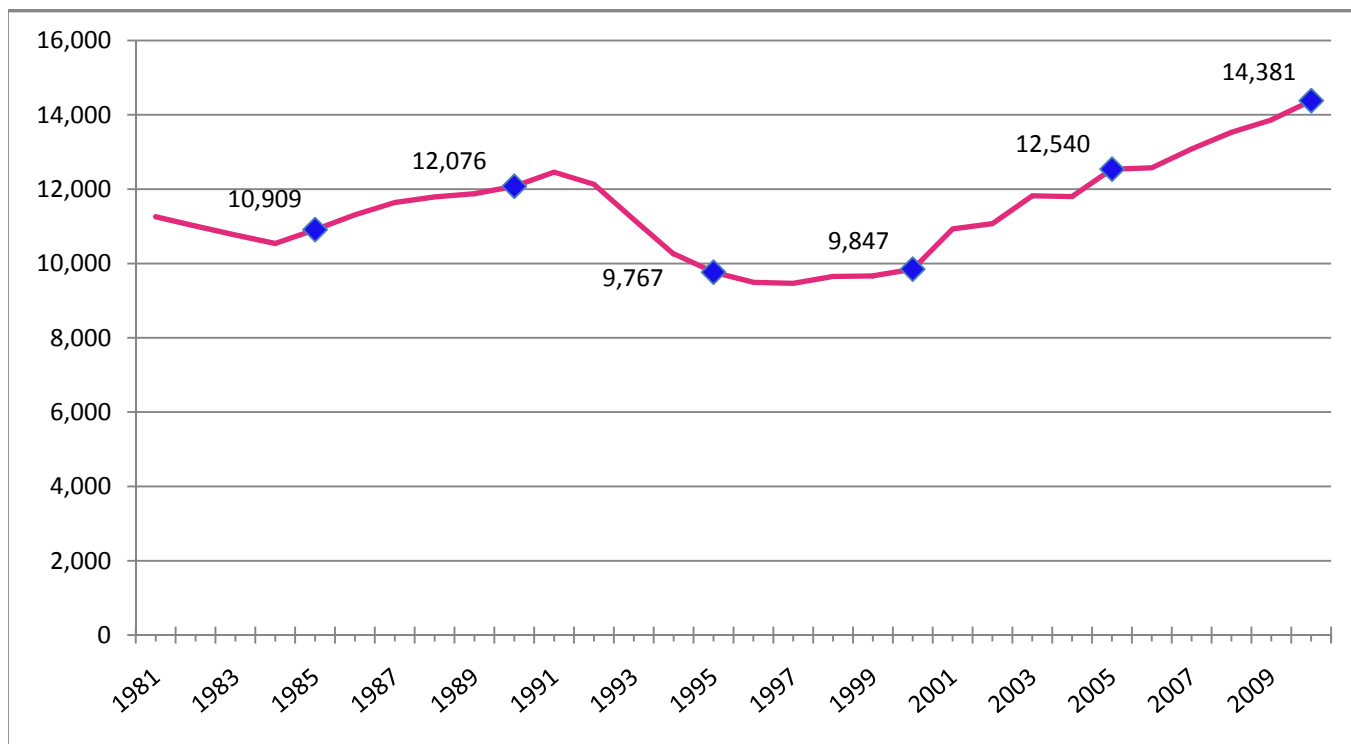
|             |    |               |     |                |    |                     |            |
|-------------|----|---------------|-----|----------------|----|---------------------|------------|
| Alabama     | 6  | Illinois      | 192 | Montana        | 1  | Rhode Island        | 2          |
| Alaska      | 2  | Indiana       | 81  | Nebraska       | 2  | South Carolina      | 1          |
| Arizona     | 7  | Iowa          | 11  | Nevada         | 1  | South Dakota        | 2          |
| Arkansas    | 0  | Kansas        | 2   | New Hampshire  | 7  | Tennessee           | 3          |
| California  | 38 | Kentucky      | 1   | New Jersey     | 10 | Texas               | 8          |
| Colorado    | 7  | Louisiana     | 1   | New Mexico     | 5  | Utah                | 4          |
| Connecticut | 1  | Maine         | 2   | New York       | 29 | Vermont             | 0          |
| Delaware    | 0  | Maryland      | 7   | North Carolina | 8  | Virginia            | 16         |
| Florida     | 24 | Massachusetts | 2   | North Dakota   | 2  | Washington          | 6          |
| Georgia     | 12 | Minnesota     | 32  | Ohio           | 47 | West Virginia       | 1          |
| Hawaii      | 1  | Mississippi   | 0   | Oklahoma       | 3  | Wisconsin           | 72         |
| Idaho       | 2  | Missouri      | 9   | Oregon         | 3  | Wyoming             | 0          |
|             |    |               |     | Pennsylvania   | 14 | Unidentified        | 4          |
|             |    |               |     |                |    | <b>TOTAL</b>        | <b>691</b> |
|             |    |               |     |                |    | <b>TOTAL STATES</b> | <b>44</b>  |

#### FOREIGN STUDENTS BY COUNTRY

|                      |                 |                    |                  |                      |                  |                             |                  |
|----------------------|-----------------|--------------------|------------------|----------------------|------------------|-----------------------------|------------------|
| <b><u>Africa</u></b> | <b><u>7</u></b> | <b><u>Asia</u></b> | <b><u>82</u></b> | <b><u>Europe</u></b> | <b><u>16</u></b> | <b><u>North America</u></b> | <b><u>54</u></b> |
| Botswana             | 2               | Afghanistan        | 2                | Cyprus               | 1                | Canada                      | 53               |
| Congo                | 2               | Bangladesh         | 1                | Czech Republic       | 1                | Honduras                    | 1                |
| Nigeria              | 3               | China              | 8                | England              | 3                |                             |                  |
|                      |                 | India              | 24               | Finland              | 3                |                             |                  |
|                      |                 | Iran               | 3                | France               | 1                | <b><u>South America</u></b> | <b><u>4</u></b>  |
|                      |                 | Japan              | 1                | Germany              | 1                | Colombia                    | 2                |
|                      |                 | Malaysia           | 1                | Romania              | 1                | Ecuador                     | 1                |
|                      |                 | Saudi Arabia       | 28               | Russia               | 2                | Venezuela                   | 1                |
|                      |                 | South Korea        | 12               | Sweden               | 1                |                             |                  |
|                      |                 | Vietnam            | 2                | Turkey               | 2                |                             |                  |
|                      |                 |                    |                  |                      |                  | Unidentified                | 13               |
|                      |                 |                    |                  |                      |                  | <b>TOTAL</b>                | <b>176</b>       |
|                      |                 |                    |                  |                      |                  | <b>TOTAL COUNTRIES</b>      | <b>28</b>        |

Source: Office of Institutional Research & Testing

**TOTAL HEADCOUNT ENROLLMENT**



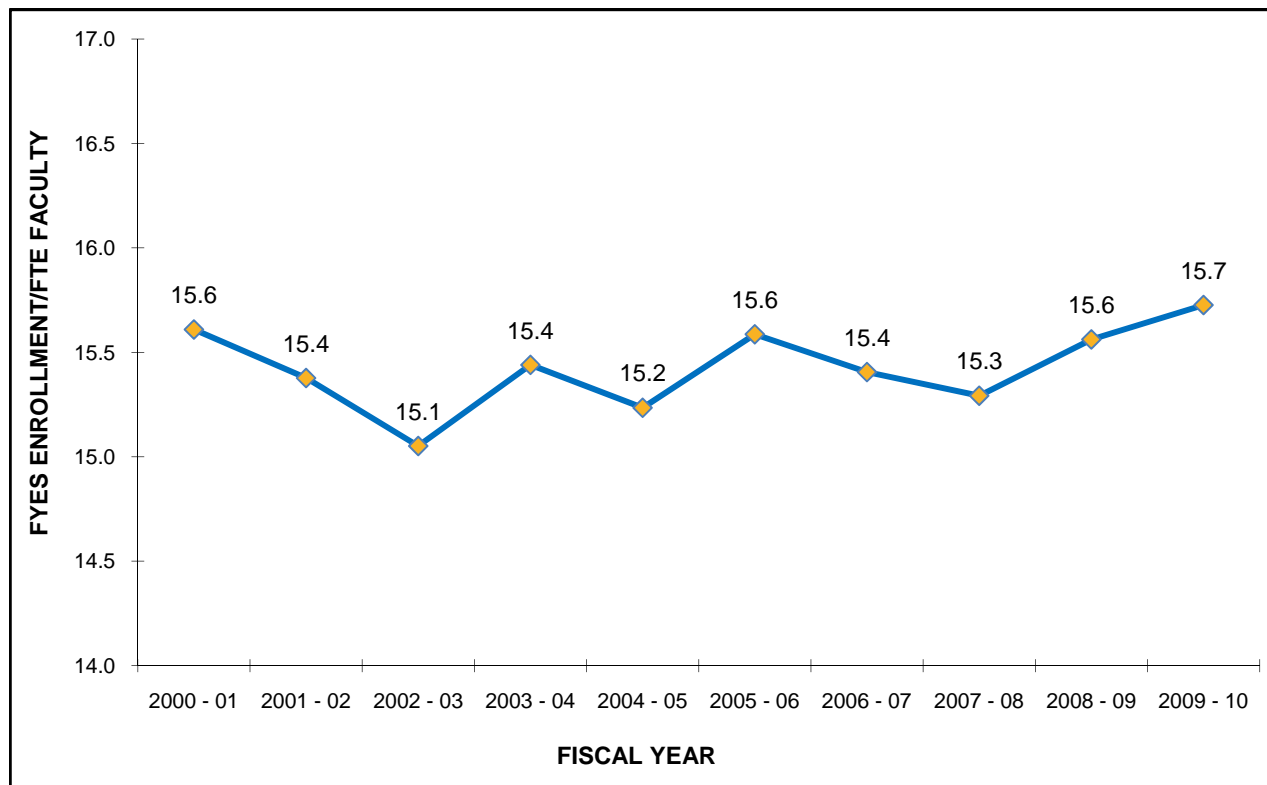
**FALL ENROLLMENT 1981 - 2010**

|             |        |             |        |
|-------------|--------|-------------|--------|
| <b>1981</b> | 11,261 | <b>1996</b> | 9,495  |
| <b>1982</b> | 11,008 | <b>1997</b> | 9,468  |
| <b>1983</b> | 10,767 | <b>1998</b> | 9,651  |
| <b>1984</b> | 10,540 | <b>1999</b> | 9,668  |
| <b>1985</b> | 10,909 | <b>2000</b> | 9,847  |
| <b>1986</b> | 11,310 | <b>2001</b> | 10,930 |
| <b>1987</b> | 11,643 | <b>2002</b> | 11,074 |
| <b>1988</b> | 11,792 | <b>2003</b> | 11,822 |
| <b>1989</b> | 11,878 | <b>2004</b> | 11,803 |
| <b>1990</b> | 12,076 | <b>2005</b> | 12,540 |
| <b>1991</b> | 12,461 | <b>2006</b> | 12,575 |
| <b>1992</b> | 12,134 | <b>2007</b> | 13,087 |
| <b>1993</b> | 11,188 | <b>2008</b> | 13,532 |
| <b>1994</b> | 10,258 | <b>2009</b> | 13,865 |
| <b>1995</b> | 9,767  | <b>2010</b> | 14,381 |

Source: Office of Institutional Research and Testing

ENROLLMENT

**FULL-YEAR EQUATED STUDENT (FYES) ENROLLMENT PER  
FULL-TIME EQUATED (FTE) FACULTY  
2000 - 01 to 2009 - 10**



**STUDENT - FACULTY RATIO**

|                  | <u>FYES</u> | <u>FTE</u> | <u>RATIO</u> |
|------------------|-------------|------------|--------------|
| <b>2000 - 01</b> | 8,977       | 575.11     | 15.6         |
| <b>2001 - 02</b> | 9,568       | 622.23     | 15.4         |
| <b>2002 - 03</b> | 9,841       | 653.82     | 15.1         |
| <b>2003 - 04</b> | 10,340      | 669.70     | 15.4         |
| <b>2004 - 05</b> | 10,548      | 692.37     | 15.2         |
| <b>2005 - 06</b> | 11,063      | 709.78     | 15.6         |
| <b>2006 - 07</b> | 11,098      | 720.39     | 15.4         |
| <b>2007 - 08</b> | 11,392      | 744.96     | 15.3         |
| <b>2008 - 09</b> | 11,667      | 749.72     | 15.6         |
| <b>2009 - 10</b> | 11,791      | 749.75     | 15.7         |

Source: State of Michigan HEIDI Database, Budget Office

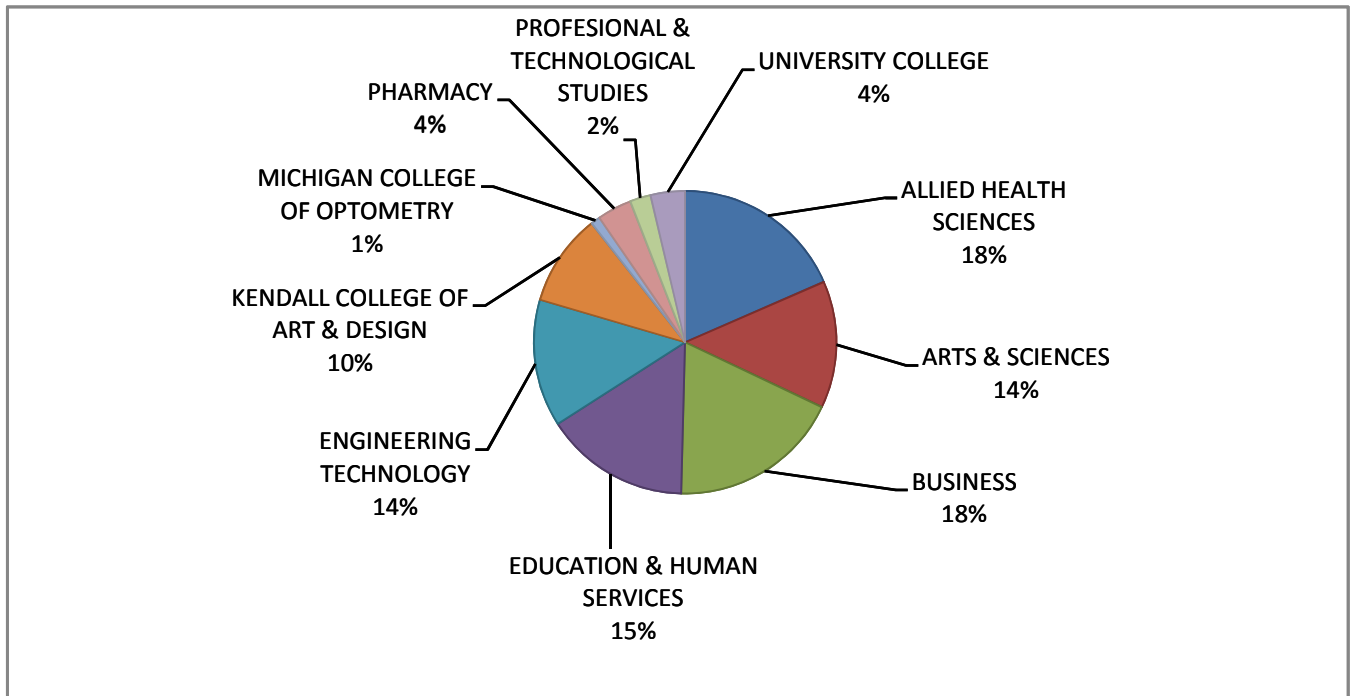
## 5-YEAR ENROLLMENT BY COLLEGE FALL SEMESTER

| <b><u>COLLEGE</u></b>           | <b><u>2006-07</u></b> | <b><u>2007-08</u></b> | <b><u>2008-09</u></b> | <b><u>2009-10</u></b> | <b><u>2010-11</u></b> |
|---------------------------------|-----------------------|-----------------------|-----------------------|-----------------------|-----------------------|
| ALLIED HEALTH SCIENCES          | 1,764*                | 1,960                 | 2,314                 | 2,566                 | 2,655                 |
| ARTS & SCIENCES                 | 1,783                 | 1,837                 | 1,763                 | 1,775                 | 1,954                 |
| BUSINESS                        | 2,205                 | 2,364                 | 2,473                 | 2,550                 | 2,640                 |
| EDUCATION & HUMAN SERVICES      | 2,114*                | 2,013                 | 1,993                 | 2,085                 | 2,232                 |
| ENGINEERING TECHNOLOGY          | 2,263                 | 2,264                 | 2,160                 | 2,029                 | 1,958                 |
| KENDALL COLLEGE OF ART & DESIGN | 1,082                 | 1,180                 | 1,352                 | 1,385                 | 1,419                 |
| MICHIGAN COLLEGE OF OPTOMETRY   | 133                   | 138                   | 146                   | 146                   | 143                   |
| PHARMACY                        | 515                   | 542                   | 546                   | 557                   | 529                   |
| PROFESSIONAL & TECHNOLOGICAL    | 216                   | 256                   | 223                   | 225                   | 322                   |
| UNIVERSITY COLLEGE              | 500                   | 533                   | 562                   | 547                   | 529                   |
| <b>TOTAL</b>                    | <b>12,575</b>         | <b>13,087</b>         | <b>13,532</b>         | <b>13,865</b>         | <b>14,381</b>         |

\* Totals for Allied Health Sciences & Education and Human Services differ from the official 4th day count.  
8 students in nursing were incorrectly coded to Education & Human Services.

Source: Office of Institutional Research and Testing

**PERCENT OF STUDENTS BY COLLEGE  
FALL SEMESTER 2010**



**STUDENT ENROLLMENT BY COLLEGE**

|                                     |               |
|-------------------------------------|---------------|
| ALLIED HEALTH SCIENCES              | 2,655         |
| ARTS & SCIENCES                     | 1,954         |
| BUSINESS                            | 2,640         |
| EDUCATION & HUMAN SERVICES          | 2,232         |
| ENGINEERING TECHNOLOGY              | 1,958         |
| KENDALL COLLEGE OF ART & DESIGN     | 1,419         |
| MICHIGAN COLLEGE OF OPTOMETRY       | 143           |
| PHARMACY                            | 529           |
| PROFESIONAL & TECHNOLOGICAL STUDIES | 322           |
| UNIVERSITY COLLEGE                  | 529           |
| <b>TOTAL</b>                        | <b>14,381</b> |

Source: Office of Institutional Research and Testing

## ENROLLMENT SUMMARY FALL 2010

|                                | <u>FULL-TIME</u> |     | <u>PART-TIME</u> |      | <u>TOTAL</u> |
|--------------------------------|------------------|-----|------------------|------|--------------|
| UNDERGRADUATE STUDENTS         | 9,289            | 71% | 3,845            | 29%  | 13,134       |
| GRADUATE STUDENTS              | 97               | 18% | 450              | 82%  | 547          |
| GRADUATE PROFESSIONAL PRACTICE | 657              | 98% | 15               | 2%   | 672          |
| DOCTORATE STUDENTS             | 0                | 0%  | 28               | 100% | 28           |
| ALL STUDENTS                   | 10,043           | 70% | 4,338            | 30%  | 14,381       |

|                 | <u>MEN</u> |     | <u>WOMEN</u> |     | <u>TOTAL</u> |
|-----------------|------------|-----|--------------|-----|--------------|
| TOTAL FULL-TIME | 5,235      | 52% | 4,808        | 48% | 10,043       |
| TOTAL PART-TIME | 1,828      | 42% | 2,510        | 58% | 4,338        |
| TOTALS          | 7,063      | 49% | 7,318        | 51% | 14,381       |

|                                       | <u>FALL 2008</u> | <u>FALL 2009</u> | <u>FALL 2010</u> |
|---------------------------------------|------------------|------------------|------------------|
| FTIAC'S * (First Time In Any College) | 2,403            | 2,242            | 2,356            |
| READMITS                              | 441              | 473              | 455              |
| TRANSFERS                             | 1,597            | 1,677            | 1,908            |
| CONTINUING                            | 9,059            | 9,441            | 9,644            |
| GUEST                                 | 32               | 32               | 18               |
| TOTAL                                 | 13,532           | 13,865           | 14,381           |

| <u>FRESHMAN</u>               | <u>FALL 2008</u> | <u>FALL 2009</u> | <u>FALL 2010</u> |
|-------------------------------|------------------|------------------|------------------|
| APPLIED                       | 11,767           | 10,743           | 11,285           |
| ADMITTED                      | 6,449            | 5,942            | 6,083            |
| ENROLLED                      | 2,403            | 2,242            | 2,356            |
| RATIO of ENROLLED to ACCEPTED | 0.37             | 0.38             | 0.39             |

|                    | <u>FALL 2008</u> | <u>FALL 2009 **</u> | <u>FALL 2010</u> |
|--------------------|------------------|---------------------|------------------|
| TOTAL              | 13,532           | 13,865              | 14,381           |
| ON-LINE            | N/A              | 377                 | 622              |
| KENDALL            | 1,352            | 1,385               | 1,419            |
| OFF CAMPUS         | 2,513            | 2,238               | 2,409            |
| BIG RAPIDS         | 9,667            | 9,865               | 9,931            |
| IN RESIDENCE HALLS | 3,541            | 3,353               | 3,043            |
| IN APARTMENTS      | 523              | 424                 | 363              |
| IN SUITES          | N/A              | N/A                 | 291              |
| COMMUTERS          | 5,603            | 6,088               | 6,234            |

\* Includes all students, F-T, P-T, degree-seeking and non-degree-seeking.

\*\* Note: Methodology for determining program location changed as of Summer Semester 2009. See page 68 for details.

Source: Office of Institutional Research and Testing

# ENROLLMENT

## ENROLLMENT SUMMARY BY COLLEGE FALL 2010

### ALLIED HEALTH SCIENCES

|                        | <u>FULL-TIME</u> |     | <u>PART-TIME</u> |      | <u>TOTAL</u> |
|------------------------|------------------|-----|------------------|------|--------------|
| UNDERGRADUATE STUDENTS | 1,573            | 61% | 1,012            | 39%  | 2,585        |
| GRADUATE STUDENTS      | 0                | 0%  | 70               | 100% | 70           |
| ALL STUDENTS           | 1,573            | 59% | 1,082            | 41%  | 2,655        |

|                 | <u>MEN</u> |     | <u>WOMEN</u> |     | <u>TOTAL</u> |
|-----------------|------------|-----|--------------|-----|--------------|
| TOTAL FULL-TIME | 316        | 20% | 1,257        | 80% | 1,573        |
| TOTAL PART-TIME | 142        | 13% | 940          | 87% | 1,082        |
| TOTALS          | 458        | 17% | 2,197        | 83% | 2,655        |

|                                       | <u>FALL 2008</u> | <u>FALL 2009</u> | <u>FALL 2010</u> |
|---------------------------------------|------------------|------------------|------------------|
| FTIAC'S * (First Time In Any College) | 269              | 257              | 251              |
| READMITS                              | 124              | 124              | 138              |
| TRANSFERS                             | 335              | 382              | 354              |
| CONTINUING                            | 1,585            | 1,801            | 1,911            |
| GUEST                                 | 1                | 2                | 1                |
| TOTAL                                 | 2,314            | 2,566            | 2,655            |

| <u>FRESHMAN</u> | <u>FALL 2009</u> | <u>FALL 2010</u> |
|-----------------|------------------|------------------|
| APPLIED         | 1,576            | 1,620            |
| ADMITTED        | 787              | 813              |

### ARTS & SCIENCES

|                        | <u>FULL-TIME</u> |     | <u>PART-TIME</u> |     | <u>TOTAL</u> |
|------------------------|------------------|-----|------------------|-----|--------------|
| UNDERGRADUATE STUDENTS | 1,586            | 81% | 368              | 19% | 1,954        |
| ALL STUDENTS           | 1,586            | 81% | 368              | 19% | 1,954        |

|                 | <u>MEN</u> |     | <u>WOMEN</u> |     | <u>TOTAL</u> |
|-----------------|------------|-----|--------------|-----|--------------|
| TOTAL FULL-TIME | 634        | 40% | 952          | 60% | 1,586        |
| TOTAL PART-TIME | 148        | 40% | 220          | 60% | 368          |
| TOTALS          | 782        | 40% | 1,172        | 60% | 1,954        |

|                                       | <u>FALL 2008</u> | <u>FALL 2009</u> | <u>FALL 2010</u> |
|---------------------------------------|------------------|------------------|------------------|
| FTIAC'S * (First Time In Any College) | 539              | 523              | 621              |
| READMITS                              | 31               | 36               | 45               |
| TRANSFERS                             | 132              | 146              | 185              |
| CONTINUING                            | 1,061            | 1,070            | 1,103            |
| GUEST                                 | 0                | 0                | 0                |
| TOTAL                                 | 1,763            | 1,775            | 1,954            |

| <u>FRESHMAN</u> | <u>FALL 2009</u> | <u>FALL 2010</u> |
|-----------------|------------------|------------------|
| APPLIED         | 2,518            | 2,844            |
| ADMITTED        | 1,313            | 1,428            |

\* Includes all students, F-T, P-T, degree-seeking and non-degree-seeking.

Source: Office of Institutional Research and Testing



## ENROLLMENT SUMMARY BY COLLEGE FALL 2010

### BUSINESS

|                        | <u>FULL-TIME</u> |     | <u>PART-TIME</u> |     | <u>TOTAL</u> |
|------------------------|------------------|-----|------------------|-----|--------------|
| UNDERGRADUATE STUDENTS | 1,723            | 69% | 767              | 31% | 2,490        |
| GRADUATE STUDENTS      | 9                | 6%  | 141              | 94% | 150          |
| ALL STUDENTS           | 1,732            | 66% | 908              | 34% | 2,640        |

|                 | <u>MEN</u> |     | <u>WOMEN</u> |     | <u>TOTAL</u> |
|-----------------|------------|-----|--------------|-----|--------------|
| TOTAL FULL-TIME | 1,010      | 58% | 722          | 42% | 1,732        |
| TOTAL PART-TIME | 551        | 61% | 357          | 39% | 908          |
| TOTALS          | 1,561      | 59% | 1,079        | 41% | 2,640        |

|                                       | <u>FALL 2008</u> | <u>FALL 2009</u> | <u>FALL 2010</u> |
|---------------------------------------|------------------|------------------|------------------|
| FTIAC'S * (First Time In Any College) | 382              | 331              | 313              |
| READMITS                              | 66               | 69               | 75               |
| TRANSFERS                             | 298              | 292              | 346              |
| CONTINUING                            | 1,716            | 1,852            | 1,902            |
| GUEST                                 | 11               | 6                | 4                |
| TOTAL                                 | 2,473            | 2,550            | 2,640            |

| <u>FRESHMAN</u> | <u>FALL 2009</u> | <u>FALL 2010</u> |
|-----------------|------------------|------------------|
| APPLIED         | 2,091            | 1,899            |
| ADMITTED        | 1,091            | 963              |

### EDUCATION & HUMAN SERVICES

|                        | <u>FULL-TIME</u> |     | <u>PART-TIME</u> |     | <u>TOTAL</u> |
|------------------------|------------------|-----|------------------|-----|--------------|
| UNDERGRADUATE STUDENTS | 1,241            | 64% | 708              | 36% | 1,949        |
| GRADUATE STUDENTS      | 18               | 6%  | 265              | 94% | 283          |
| ALL STUDENTS           | 1,259            | 56% | 973              | 44% | 2,232        |

|                 | <u>MEN</u> |     | <u>WOMEN</u> |     | <u>TOTAL</u> |
|-----------------|------------|-----|--------------|-----|--------------|
| TOTAL FULL-TIME | 716        | 57% | 543          | 43% | 1,259        |
| TOTAL PART-TIME | 379        | 39% | 594          | 61% | 973          |
| TOTALS          | 1,095      | 49% | 1,137        | 51% | 2,232        |

|                                       | <u>FALL 2008</u> | <u>FALL 2009</u> | <u>FALL 2010</u> |
|---------------------------------------|------------------|------------------|------------------|
| FTIAC'S * (First Time In Any College) | 204              | 221              | 215              |
| READMITS                              | 109              | 110              | 71               |
| TRANSFERS                             | 281              | 315              | 428              |
| CONTINUING                            | 1,398            | 1,439            | 1,516            |
| GUEST                                 | 1                | 0                | 2                |
| TOTAL                                 | 1,993            | 2,085            | 2,232            |

| <u>FRESHMAN</u> | <u>FALL 2009</u> | <u>FALL 2010</u> |
|-----------------|------------------|------------------|
| APPLIED         | 1,377            | 1,417            |
| ADMITTED        | 676              | 702              |

\* Includes all students, F-T, P-T, degree-seeking and non-degree-seeking.

Source: Office of Institutional Research and Testing

# ENROLLMENT

## ENROLLMENT SUMMARY BY COLLEGE FALL 2010

### ENGINEERING TECHNOLOGY

|                        | <u>FULL-TIME</u> |     | <u>PART-TIME</u> |     | <u>TOTAL</u> |
|------------------------|------------------|-----|------------------|-----|--------------|
| UNDERGRADUATE STUDENTS | 1,650            | 84% | 308              | 16% | 1,958        |
| ALL STUDENTS           | 1,650            | 84% | 308              | 16% | 1,958        |

|                 | <u>MEN</u> |     | <u>WOMEN</u> |    | <u>TOTAL</u> |
|-----------------|------------|-----|--------------|----|--------------|
| TOTAL FULL-TIME | 1,536      | 93% | 114          | 7% | 1,650        |
| TOTAL PART-TIME | 298        | 97% | 10           | 3% | 308          |
| TOTALS          | 1,834      | 94% | 124          | 6% | 1,958        |

|                                       | <u>FALL 2008</u> | <u>FALL 2009</u> | <u>FALL 2010</u> |
|---------------------------------------|------------------|------------------|------------------|
| FTIAC'S * (First Time In Any College) | 308              | 247              | 265              |
| READMITS                              | 49               | 66               | 63               |
| TRANSFERS                             | 225              | 242              | 243              |
| CONTINUING                            | 1,578            | 1,474            | 1,387            |
| GUEST                                 | 0                | 0                | 0                |
| TOTAL                                 | 2,160            | 2,029            | 1,958            |

| <u>FRESHMAN</u> | <u>FALL 2009</u> | <u>FALL 2010</u> |
|-----------------|------------------|------------------|
| APPLIED         | 1,126            | 1,035            |
| ADMITTED        | 530              | 507              |

### KENDALL COLLEGE OF ART & DESIGN

|                        | <u>FULL-TIME</u> |     | <u>PART-TIME</u> |     | <u>TOTAL</u> |
|------------------------|------------------|-----|------------------|-----|--------------|
| UNDERGRADUATE STUDENTS | 976              | 71% | 399              | 29% | 1,375        |
| GRADUATE STUDENTS      | 11               | 25% | 33               | 75% | 44           |
| ALL STUDENTS           | 987              | 70% | 432              | 30% | 1,419        |

|                 | <u>MEN</u> |     | <u>WOMEN</u> |     | <u>TOTAL</u> |
|-----------------|------------|-----|--------------|-----|--------------|
| TOTAL FULL-TIME | 369        | 37% | 618          | 63% | 987          |
| TOTAL PART-TIME | 130        | 30% | 302          | 70% | 432          |
| TOTALS          | 499        | 35% | 920          | 65% | 1,419        |

|                                       | <u>FALL 2008</u> | <u>FALL 2009</u> | <u>FALL 2010</u> |
|---------------------------------------|------------------|------------------|------------------|
| FTIAC'S * (First Time In Any College) | 322              | 300              | 308              |
| READMITS                              | 20               | 43               | 28               |
| TRANSFERS                             | 162              | 159              | 151              |
| CONTINUING                            | 837              | 872              | 928              |
| GUEST                                 | 9                | 11               | 4                |
| TOTAL                                 | 1,350            | 1,385            | 1,419            |

| <u>FRESHMAN</u> | <u>FALL 2009</u> | <u>FALL 2010</u> |
|-----------------|------------------|------------------|
| APPLIED         | 501              | 689              |
| ADMITTED        | 325              | 341              |

\* Includes all students, F-T, P-T, degree-seeking and non-degree-seeking.

Source: Office of Institutional Research and Testing

**ENROLLMENT SUMMARY BY COLLEGE  
FALL 2010**

MICHIGAN COLLEGE OF OPTOMETRY

|                                | <u>FULL-TIME</u> |      | <u>PART-TIME</u> |    | <u>TOTAL</u> |
|--------------------------------|------------------|------|------------------|----|--------------|
| GRADUATE PROFESSIONAL PRACTICE | 142              | 100% | 0                | 0% | 142          |
| ALL STUDENTS                   | 142              | 100% | 0                | 0% | 142          |

|                 | <u>MEN</u> |     | <u>WOMEN</u> |     | <u>TOTAL</u> |
|-----------------|------------|-----|--------------|-----|--------------|
| TOTAL FULL-TIME | 63         | 44% | 80           | 56% | 143          |
| TOTAL PART-TIME | 0          | 0%  | 0            | 0%  | 0            |
| TOTALS          | 63         | 44% | 80           | 56% | 143          |

|            | <u>FALL 2008</u> | <u>FALL 2009</u> | <u>FALL 2010</u> |
|------------|------------------|------------------|------------------|
| TRANSFERS  | 21               | 29               | 33               |
| CONTINUING | 125              | 117              | 110              |
| TOTAL      | 146              | 146              | 143              |

| <u>PROFESSIONAL</u> | <u>FALL 2009</u> | <u>FALL 2010</u> |
|---------------------|------------------|------------------|
| APPLIED             | 248              | 475              |
| ADMITTED            | 30               | 37               |

PHARMACY

|                                | <u>FULL-TIME</u> |     | <u>PART-TIME</u> |    | <u>TOTAL</u> |
|--------------------------------|------------------|-----|------------------|----|--------------|
| GRADUATE PROFESSIONAL PRACTICE | 514              | 97% | 15               | 3% | 529          |
| ALL STUDENTS                   | 514              | 97% | 15               | 3% | 529          |

|                 | <u>MEN</u> |     | <u>WOMEN</u> |     | <u>TOTAL</u> |
|-----------------|------------|-----|--------------|-----|--------------|
| TOTAL FULL-TIME | 251        | 49% | 263          | 51% | 514          |
| TOTAL PART-TIME | 9          | 60% | 6            | 40% | 15           |
| TOTALS          | 260        | 49% | 269          | 51% | 529          |

|            | <u>FALL 2008</u> | <u>FALL 2009</u> | <u>FALL 2010</u> |
|------------|------------------|------------------|------------------|
| READMITS   | 1                | 0                | 0                |
| TRANSFERS  | 64               | 24               | 58               |
| CONTINUING | 479              | 530              | 469              |
| GUEST      | 2                | 3                | 2                |
| TOTAL      | 546              | 557              | 529              |

| <u>PROFESSIONAL</u> | <u>FALL 2009</u> | <u>FALL 2010</u> |
|---------------------|------------------|------------------|
| APPLIED             | 426              | 395              |
| ADMITTED            | 106              | 56               |

\* Includes all students, F-T, P-T, degree-seeking and non-degree-seeking.

Source: Office of Institutional Research and Testing

# ENROLLMENT

## ENROLLMENT SUMMARY BY COLLEGE FALL 2010

### PROFESSIONAL & TECHNOLOGICAL STUDIES

|                        | <u>FULL-TIME</u> |     | <u>PART-TIME</u> |     | <u>TOTAL</u> |
|------------------------|------------------|-----|------------------|-----|--------------|
| UNDERGRADUATE STUDENTS | 76               | 26% | 218              | 74% | 294          |
| ALL STUDENTS           | 76               | 26% | 218              | 74% | 294          |

|                 | <u>MEN</u> |     | <u>WOMEN</u> |     | <u>TOTAL</u> |
|-----------------|------------|-----|--------------|-----|--------------|
| TOTAL FULL-TIME | 63         | 83% | 13           | 17% | 76           |
| TOTAL PART-TIME | 175        | 71% | 71           | 29% | 246          |
| TOTALS          | 238        | 74% | 84           | 26% | 322          |

|                                       | <u>FALL 2008</u> | <u>FALL 2009</u> | <u>FALL 2010</u> |
|---------------------------------------|------------------|------------------|------------------|
| FTIAC'S * (First Time In Any College) | 26               | 18               | 67               |
| READMITS                              | 6                | 5                | 8                |
| TRANSFERS                             | 26               | 34               | 48               |
| CONTINUING                            | 165              | 168              | 199              |
| GUEST                                 | 0                | 0                | 0                |
| TOTAL                                 | 223              | 225              | 322              |

| <u>FRESHMAN</u> | <u>FALL 2009</u> | <u>FALL 2010</u> |
|-----------------|------------------|------------------|
| APPLIED         | 53               | 120              |
| ADMITTED        | 17               | 46               |

### UNIVERSITY COLLEGE

|                        | <u>FULL-TIME</u> |     | <u>PART-TIME</u> |     | <u>TOTAL</u> |
|------------------------|------------------|-----|------------------|-----|--------------|
| UNDERGRADUATE STUDENTS | 464              | 88% | 65               | 12% | 529          |
| ALL STUDENTS           | 464              | 88% | 65               | 12% | 529          |

|                 | <u>MEN</u> |     | <u>WOMEN</u> |     | <u>TOTAL</u> |
|-----------------|------------|-----|--------------|-----|--------------|
| TOTAL FULL-TIME | 243        | 52% | 221          | 48% | 464          |
| TOTAL PART-TIME | 30         | 46% | 35           | 54% | 65           |
| TOTALS          | 273        | 52% | 256          | 48% | 529          |

|                                       | <u>FALL 2008</u> | <u>FALL 2009</u> | <u>FALL 2010</u> |
|---------------------------------------|------------------|------------------|------------------|
| FTIAC'S * (First Time In Any College) | 353              | 345              | 316              |
| READMITS                              | 35               | 20               | 27               |
| TRANSFERS                             | 53               | 54               | 62               |
| CONTINUING                            | 113              | 118              | 119              |
| GUEST                                 | 8                | 10               | 5                |
| TOTAL                                 | 562              | 547              | 529              |

| <u>FRESHMAN</u> | <u>FALL 2009</u> | <u>FALL 2010</u> |
|-----------------|------------------|------------------|
| APPLIED         | 1,526            | 1,660            |
| ADMITTED        | 1,206            | 1,282            |

\* Includes all students, F-T, P-T, degree-seeking and non-degree-seeking.

Source: Office of Institutional Research and Testing

**COMPARATIVE FALL ENROLLMENT REPORT BY COLLEGE**

|   | <u>WOMEN</u> | <u>MEN</u>   | <u>2010<br/>TOTAL</u> | <u>2009<br/>TOTAL</u> |
|---|--------------|--------------|-----------------------|-----------------------|
| <b>ALLIED HEALTH SCIENCES</b>                   | <b>2,197</b> | <b>458</b>   | <b>2,655</b>          | <b>2,566</b>          |
| Associate Degree                                | 764          | 134          | 898                   | 973                   |
| Bachelor Degree                                 | 1,358        | 317          | 1,675                 | 1,517                 |
| Certificate                                     | 11           | 1            | 12                    | 8                     |
| Master's Degree                                 | 64           | 6            | 70                    | 64                    |
| Non-Degree Seeking Undergraduate                | 0            | 0            | 0                     | 4                     |
| <b>ARTS &amp; SCIENCES</b>                      | <b>1,172</b> | <b>782</b>   | <b>1,954</b>          | <b>1,775</b>          |
| Associate Degree                                | 385          | 269          | 654                   | 643                   |
| Bachelor Degree                                 | 712          | 441          | 1,153                 | 1,032                 |
| Non-Degree Seeking Undergraduate                | 75           | 72           | 147                   | 100                   |
| <b>BUSINESS</b>                                 | <b>1,079</b> | <b>1,561</b> | <b>2,640</b>          | <b>2,550</b>          |
| Associate Degree                                | 179          | 224          | 403                   | 421                   |
| Bachelor Degree                                 | 831          | 1,243        | 2,074                 | 1,946                 |
| Certificate                                     | 5            | 1            | 6                     | 7                     |
| Master's Degree                                 | 64           | 82           | 146                   | 167                   |
| Non-Degree Seeking Undergraduate                | 0            | 11           | 11                    | 9                     |
| <b>EDUCATION &amp; HUMAN SERVICES</b>           | <b>1,137</b> | <b>1,095</b> | <b>2,232</b>          | <b>2,085</b>          |
| Associate Degree                                | 147          | 263          | 410                   | 355                   |
| Bachelor Degree                                 | 780          | 702          | 1,482                 | 1,398                 |
| Certificate                                     | 0            | 1            | 1                     | 0                     |
| Master's Degree                                 | 154          | 97           | 251                   | 260                   |
| Non-Degree Seeking Certificate                  | 34           | 23           | 57                    | 46                    |
| Non-Degree Seeking Graduate                     | 21           | 9            | 30                    | 23                    |
| Non-Degree Seeking Undergraduate                | 1            | 0            | 1                     | 3                     |
| <b>ENGINEERING TECHNOLOGY</b>                   | <b>124</b>   | <b>1,834</b> | <b>1,958</b>          | <b>2,029</b>          |
| Associate Degree                                | 58           | 644          | 702                   | 713                   |
| Bachelor Degree                                 | 63           | 1,175        | 1,238                 | 1,300                 |
| Certificate                                     | 3            | 14           | 17                    | 12                    |
| Non-Degree Seeking Undergraduate                | 0            | 1            | 1                     | 4                     |
| <b>KENDALL</b>                                  | <b>920</b>   | <b>499</b>   | <b>1,419</b>          | <b>1,385</b>          |
| Associate Degree                                | 0            | 0            | 0                     | 1                     |
| Bachelor Degree                                 | 746          | 449          | 1,195                 | 1,189                 |
| Master's Degree                                 | 29           | 15           | 44                    | 53                    |
| Non-Degree Seeking Certificate                  | 0            | 0            | 0                     | 2                     |
| Non-Degree Seeking Special Programs             | 2            | 1            | 3                     | 10                    |
| Non-Degree Seeking Undergraduate                | 143          | 34           | 177                   | 130                   |
| <b>OPTOMETRY</b>                                | <b>80</b>    | <b>63</b>    | <b>143</b>            | <b>146</b>            |
| O.D. Degree                                     | 80           | 63           | 143                   | 146                   |
| <b>PHARMACY</b>                                 | <b>269</b>   | <b>260</b>   | <b>529</b>            | <b>557</b>            |
| Pharm D Degree                                  | 269          | 260          | 529                   | 557                   |
| <b>PROFESSIONAL &amp; TECHNOLOGICAL STUDIES</b> | <b>84</b>    | <b>238</b>   | <b>322</b>            | <b>225</b>            |
| Bachelor Degree                                 | 41           | 221          | 262                   | 219                   |
| Doctorate Degree                                | 19           | 9            | 28                    | 0                     |
| Non-Degree Seeking Undergraduate                | 24           | 8            | 32                    | 6                     |
| <b>UNIVERSITY COLLEGE</b>                       | <b>256</b>   | <b>273</b>   | <b>529</b>            | <b>547</b>            |
| Associate Degree                                | 223          | 246          | 469                   | 477                   |
| Non-Degree Seeking Undergraduate                | 33           | 27           | 60                    | 70                    |
| <b>TOTAL</b>                                    | <b>7,318</b> | <b>7,063</b> | <b>14,381</b>         | <b>13,865</b>         |

Source: Office of Institutional Research and Testing

## ENROLLMENT

### SCH/FTE/FYES

#### Student Credit Hours (SCH) Produced By Campus

| <u>STUDENT CREDIT HOURS</u> | <u>FALL 2008</u> | <u>FALL 2009 *</u> | <u>FALL 2010</u> | <u>% Δ '09 to '10</u> |
|-----------------------------|------------------|--------------------|------------------|-----------------------|
| <b>BIG RAPIDS</b>           | 128,333          | 127,165            | 125,865          | -1%                   |
| <b>KENDALL</b>              | 14,619           | 14,986             | 14,959           | 0%                    |
| <b>OFF CAMPUS</b>           | 19,234           | 11,699             | 14,554           | 24%                   |
| <b>INTERNET</b>             | N/A              | 9,676              | 11,305           | 17%                   |
| <b>TOTAL</b>                | 162,186          | 163,526            | 166,683          | 2%                    |

\* Note: Methodology for determining program location changed as of Summer Semester 2009. See page 68 for more details.

#### Student Credit Hours (SCH) Produced By Student Level

| Fall Semester | Undergraduate | Graduate | Professional Practice | Doctorate | Total   |
|---------------|---------------|----------|-----------------------|-----------|---------|
| 2006          | 140,328       | 3,063    | 10,657                | N/A       | 154,048 |
| 2007          | 143,998       | 3,426    | 11,369                | N/A       | 158,793 |
| 2008          | 147,326       | 3,380    | 11,480                | N/A       | 162,186 |
| 2009          | 148,893       | 3,252    | 11,381                | N/A       | 163,526 |
| 2010          | 152,153       | 3,098    | 11,264                | 168       | 166,683 |

#### Full-Time Equated Student (FTE) By Student Level

| Fall Semester | Undergraduate | Graduate | Professional Practice | Doctorate | Total  |
|---------------|---------------|----------|-----------------------|-----------|--------|
| 2006          | 9,355         | 255      | 648                   | N/A       | 10,258 |
| 2007          | 9,600         | 286      | 680                   | N/A       | 10,566 |
| 2008          | 9,822         | 282      | 692                   | N/A       | 10,796 |
| 2009          | 9,926         | 271      | 703                   | N/A       | 10,900 |
| 2010          | 10,144        | 258      | 672                   | 21        | 11,095 |

Source: Office of Institutional Research and Testing

#### Full-Year Equated Student (FYES)

| Academic Year | FYES   | Academic Year | FYES   |
|---------------|--------|---------------|--------|
| 2000/01       | 8,977  | 2005/06       | 11,063 |
| 2001/02       | 9,568  | 2006/07       | 11,098 |
| 2002/03       | 9,841  | 2007/08       | 11,392 |
| 2003/04       | 10,340 | 2008/09       | 11,667 |
| 2004/05       | 10,548 | 2009/10       | 11,791 |

Source: State of Michigan HEIDI Database, Appendix A, Budget Office

## COMPARATIVE FALL ENROLLMENT & STUDENT CREDIT HOUR (SCH) PRODUCTION BY SITE

### Student Headcount

*Headcount based on where student enrolled*

### Student Credit Hours

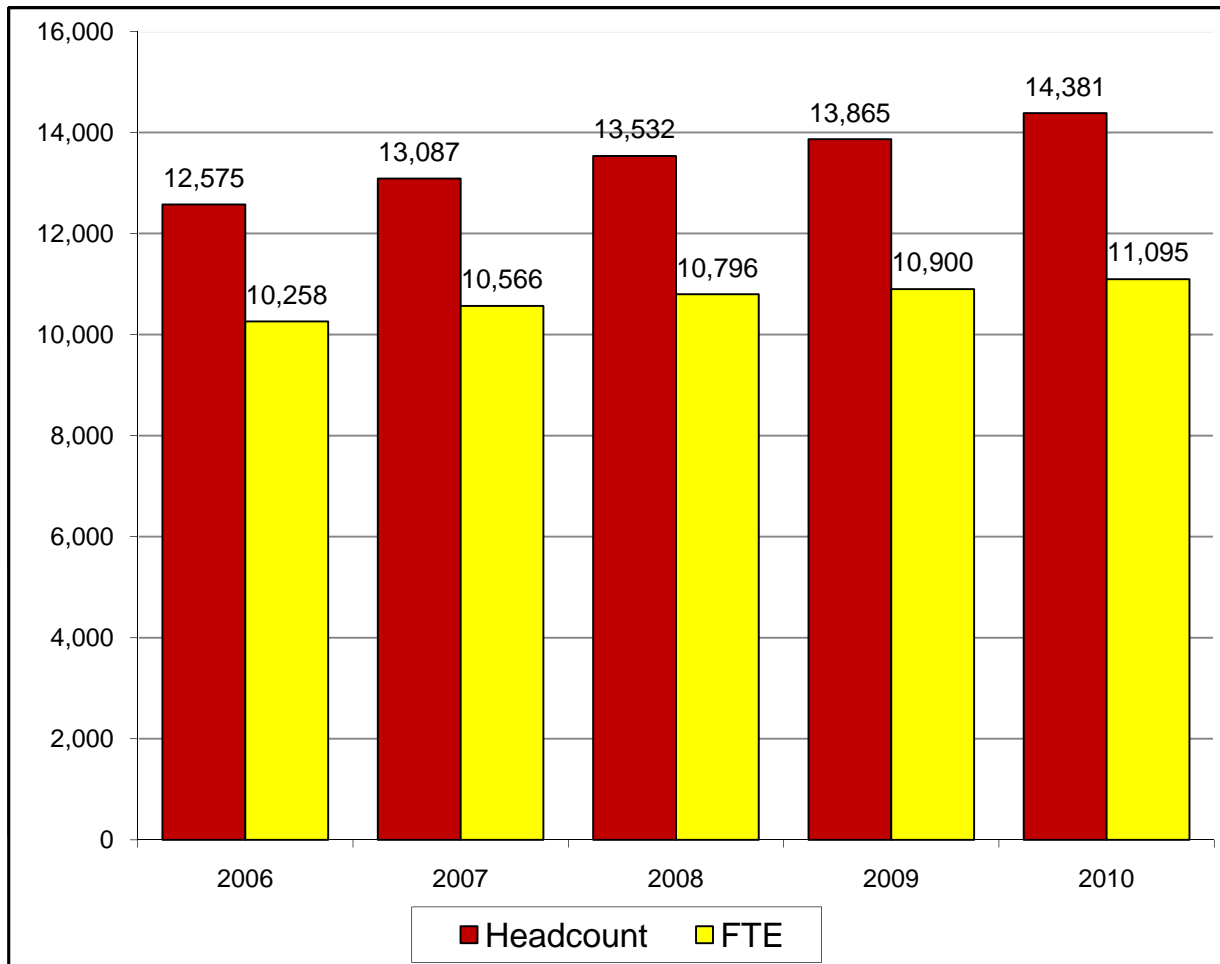
*SCHs based on Course Credit Production*

| Student Site |                           | Fall 2009 |       | Fall 2010 |                           | Course Section |         | Fall 2009 |  | Fall 2010 |  |
|--------------|---------------------------|-----------|-------|-----------|---------------------------|----------------|---------|-----------|--|-----------|--|
| Code         | Site                      |           |       |           |                           | Code           | Site    |           |  |           |  |
| AG           | Grand Rapids              | 986       | 1,043 | AG        | Grand Rapids              | 7,093          | 7,625   |           |  |           |  |
| EA           | Auburn Hills              | 0         | 5     | EA        | Auburn Hills              | 0              | 18      |           |  |           |  |
| ED           | Dearborn                  | 4         | 1     | ED        | Dearborn                  | 0              | 0       |           |  |           |  |
| EF           | Flint                     | 186       | 192   | EF        | Flint                     | 2,200          | 1,150   |           |  |           |  |
| EG           | Garden City               | 36        | 34    | EG        | Garden City               | 220            | 254     |           |  |           |  |
| EH           | Howell                    | 14        | 16    | EH        | Howell                    | 90             | 92      |           |  |           |  |
| EL           | Lansing                   | 160       | 200   | EL        | Lansing                   | 1,273          | 1,167   |           |  |           |  |
| EM           | Midland/University Center | 109       | 178   | EM        | Midland/University Center | 637            | 965     |           |  |           |  |
| EP           | Port Huron                | 39        | 40    | EP        | Port Huron                | 330            | 289     |           |  |           |  |
| ER           | Warren                    | 33        | 34    | ER        | Warren                    | 282            | 144     |           |  |           |  |
| EU           | Utica/Clinton Township    | 49        | 59    | EU        | Utica/Clinton Township    | 306            | 407     |           |  |           |  |
| K            | Kendall                   | 1,395     | 1,423 | K         | Kendall                   | 14,986         | 14,959  |           |  |           |  |
| M            | Main Big Rapids           | 9,663     | 9,876 | M         | Main Big Rapids           | 127,351        | 125,822 |           |  |           |  |
| MB           | Big Rapids/CPTS           | 192       | 51    | MB        | Big Rapids/CPTS           | 5,113          | 10,147  |           |  |           |  |
| MH           | Harrison                  | 27        | 25    | MH        | Harrison                  | 237            | 262     |           |  |           |  |
| MN           | Newaygo                   | 0         | 0     | MN        | Newaygo                   | 0              | 48      |           |  |           |  |
| MP           | Mt. Pleasant              | 0         | 0     | MP        | Mt. Pleasant              | 0              | 42      |           |  |           |  |
| NA           | Alpena                    | 10        | 13    | NA        | Alpena                    | 32             | 0       |           |  |           |  |
| NG           | Gaylord                   | 4         | 0     | NG        | Gaylord                   | 0              | 0       |           |  |           |  |
| NL           | Ludington                 | 20        | 7     | NL        | Ludington                 | 0              | 0       |           |  |           |  |
| NP           | Petoskey                  | 41        | 22    | NP        | Petoskey                  | 306            | 221     |           |  |           |  |
| NS           | Scottville                | 14        | 29    | NS        | Scottville                | 69             | 110     |           |  |           |  |
| NT           | Traverse City             | 380       | 406   | NT        | Traverse City             | 2,403          | 2,319   |           |  |           |  |
| O            | Off-campus                | 1         | 0     | O         | Off-campus                | 0              | 0       |           |  |           |  |
| OL           | Online                    | 377       | 622   | OL        | Online                    | 0              | 0       |           |  |           |  |
| OS           | Study Away                | 0         | 0     | OS        | Study Away                | 65             | 135     |           |  |           |  |
| WD           | Dowagiac                  | 79        | 76    | WD        | Dowagiac                  | 420            | 471     |           |  |           |  |
| WH           | Holland                   | 29        | 18    | WH        | Holland                   | 113            | 36      |           |  |           |  |
| WK           | Kalamazoo                 | 4         | 0     | WK        | Kalamazoo                 | 0              | 0       |           |  |           |  |
| WM           | Muskegon                  | 13        | 11    | WM        | Muskegon                  | 0              | 0       |           |  |           |  |

Source: Office of Institutional Research and Testing

ENROLLMENT

**TOTAL FALL HEADCOUNT COMPARED TO FTE**



| <u>Fall Semester</u> | <u>Headcount</u> | <u>FTE</u> |
|----------------------|------------------|------------|
| 2006                 | 12,575           | 10,258     |
| 2007                 | 13,087           | 10,566     |
| 2008                 | 13,532           | 10,796     |
| 2009                 | 13,865           | 10,900     |
| 2010                 | 14,381           | 11,095     |

Source: Office of Institutional Research and Testing



## COMPARATIVE FALL ENROLLMENT BY RACE/ETHNIC ORIGIN

|                                     | 2009<br>TOTAL |     | 2010<br>TOTAL |     | DIFFERENCE |
|-------------------------------------|---------------|-----|---------------|-----|------------|
| AMERICAN INDIAN OR ALASKA NATIVE    | 125           | 1%  | 120           | 1%  | -5         |
| ASIAN                               | 251           | 2%  | 223           | 2%  | -28        |
| BLACK OR AFRICAN AMERICAN           | 888           | 6%  | 957           | 7%  | 69         |
| FOREIGN                             | 161           | 1%  | 176           | 1%  | 15         |
| HISPANIC OR LATINO                  | 296           | 2%  | 340           | 2%  | 44         |
| NATIVE HAWAIIAN OR PACIFIC ISLANDER | 1             | 0%  | 4             | 0%  | 3          |
| WHITE                               | 11,019        | 79% | 11,352        | 79% | 333        |
| TWO OR MORE RACES                   | 62            | 0%  | 174           | 1%  | 112        |
| UNREPORTED                          | 1,062         | 8%  | 1,035         | 7%  | -27        |
| <b>TOTAL</b>                        | <b>13,865</b> |     | <b>14,381</b> |     | <b>516</b> |

The following definitions are used in determining racial/ethnic designations.

**American Indian or Alaska Native:**

A person having origins in any of the original peoples of North and South America (including Central America), and who maintains cultural identification through tribal affiliation or community attachment.

**Asian:**

A person having origins in any of the original peoples of the Far East, Southeast Asia, or the Indian Subcontinent including, for example, Cambodia, China, India, Japan, Korea, Malaysia, Pakistan, the Philippine Islands, Thailand, and Vietnam.

**Black or African American:**

A person having origins in any of the black racial groups of Africa.

**Foreign:**

A person who is not a citizen of the United States, and who is in this country on a temporary basis and does not have a right to remain indefinitely.

**Hispanic or Latino:**

A person of Cuban, Mexican, Puerto Rican, Central or South American, or other Spanish culture or origin, regardless of race.

**Native Hawaiian or Pacific Islander:**

A person having origins in any of the original peoples of Hawaii, Guam, Samoa, or other Pacific Island.

**White:**

A person having origins in any of the original peoples of Europe, the Middle East, or North Africa.

Note: Changes in IPEDS race and ethnicity categories per federal mandate for Fall 2009.

Source: Office of Institutional Research and Testing

# ENROLLMENT

## ETHNIC DISTRIBUTION BY COLLEGE FALL 2010

| <b>COLLEGE</b>                          | American<br>Indian/<br>Native<br>Alaskan | Asian      | Black Or<br>African<br>American | Foreign    | Hispanic Or<br>Latino | Native<br>Hawaiian Or<br>Pacific<br>Islander | White         | Two Or<br>More Races | Unreported   | Total         |
|---|--|------------|---------------------------------|------------|-----------------------|--|---------------|----------------------|--------------|---------------|
| <u>Allied Health</u>                    |  |            |                                 |            |                       |  |               |                      |              |               |
| Female                                  | 23                                       | 26         | 102                             | 5          | 57                    | 0  | 1,891         | 21                   | 72           | 2,197         |
| Male                                    | 3  | 11         | 34                              | 5          | 11                    | 0  | 382           | 5                    | 7            | 458           |
| <b>Total</b>                            | <b>26</b>                                | <b>37</b>  | <b>136</b>                      | <b>10</b>  | <b>68</b>             | <b>0</b>                                     | <b>2,273</b>  | <b>26</b>            | <b>79</b>    | <b>2,655</b>  |
| <u>Arts &amp; Sciences</u>              |  |            |                                 |            |                       |  |               |                      |              |               |
| Female                                  | 8  | 31         | 83                              | 11         | 28                    | 0  | 935           | 20                   | 56           | 1,172         |
| Male                                    | 8  | 23         | 44                              | 12         | 15                    | 1  | 637           | 9                    | 33           | 782           |
| <b>Total</b>                            | <b>16</b>                                | <b>54</b>  | <b>127</b>                      | <b>23</b>  | <b>43</b>             | <b>1</b>                                     | <b>1,572</b>  | <b>29</b>            | <b>89</b>    | <b>1,954</b>  |
| <u>Business</u>                         |  |            |                                 |            |                       |  |               |                      |              |               |
| Female                                  | 18                                       | 12         | 70                              | 13         | 29                    | 0  | 888           | 15                   | 34           | 1,079         |
| Male                                    | 21                                       | 24         | 110                             | 30         | 27                    | 1  | 1,264         | 15                   | 69           | 1,561         |
| <b>Total</b>                            | <b>39</b>                                | <b>36</b>  | <b>180</b>                      | <b>43</b>  | <b>56</b>             | <b>1</b>                                     | <b>2,152</b>  | <b>30</b>            | <b>103</b>   | <b>2,640</b>  |
| <u>Education</u>                        |  |            |                                 |            |                       |  |               |                      |              |               |
| Female                                  | 8  | 5          | 156                             | 6          | 36                    | 0  | 868           | 16                   | 42           | 1,137         |
| Male                                    | 6  | 3          | 95                              | 1          | 28                    | 0  | 918           | 8                    | 36           | 1,095         |
| <b>Total</b>                            | <b>14</b>                                | <b>8</b>   | <b>251</b>                      | <b>7</b>   | <b>64</b>             | <b>0</b>                                     | <b>1,786</b>  | <b>24</b>            | <b>78</b>    | <b>2,232</b>  |
| <u>Engineering Technology</u>           |  |            |                                 |            |                       |  |               |                      |              |               |
| Female                                  | 0  | 5          | 5                               | 1          | 3                     | 0  | 106           | 2                    | 2            | 124           |
| Male                                    | 10                                       | 15         | 50                              | 42         | 34                    | 1  | 1,610         | 10                   | 62           | 1,834         |
| <b>Total</b>                            | <b>10</b>                                | <b>20</b>  | <b>55</b>                       | <b>43</b>  | <b>37</b>             | <b>1</b>                                     | <b>1,716</b>  | <b>12</b>            | <b>64</b>    | <b>1,958</b>  |
| <u>Kendall</u>                          |  |            |                                 |            |                       |  |               |                      |              |               |
| Female                                  | 4  | 12         | 18                              | 5          | 25                    | 0  | 499           | 16                   | 341          | 920           |
| Male                                    | 4  | 7          | 20                              | 3          | 19                    | 1  | 230           | 11                   | 204          | 499           |
| <b>Total</b>                            | <b>8</b>                                 | <b>19</b>  | <b>38</b>                       | <b>8</b>   | <b>44</b>             | <b>1</b>                                     | <b>729</b>    | <b>27</b>            | <b>545</b>   | <b>1,419</b>  |
| <u>Optometry</u>                        |  |            |                                 |            |                       |  |               |                      |              |               |
| Female                                  | 0  | 3          | 0                               | 6          | 1                     | 0  | 68            | 1                    | 1            | 80            |
| Male                                    | 0  | 2          | 0                               | 2          | 0                     | 0  | 57            | 2                    | 0            | 63            |
| <b>Total</b>                            | <b>0</b>                                 | <b>5</b>   | <b>0</b>                        | <b>8</b>   | <b>1</b>              | <b>0</b>                                     | <b>125</b>    | <b>3</b>             | <b>1</b>     | <b>143</b>    |
| <u>Pharmacy</u>                         |  |            |                                 |            |                       |  |               |                      |              |               |
| Female                                  | 0  | 16         | 5                               | 9          | 2                     | 0  | 233           | 2                    | 2            | 269           |
| Male                                    | 1  | 22         | 4                               | 16         | 2                     | 0  | 203           | 5                    | 7            | 260           |
| <b>Total</b>                            | <b>1</b>                                 | <b>38</b>  | <b>9</b>                        | <b>25</b>  | <b>4</b>              | <b>0</b>                                     | <b>436</b>    | <b>7</b>             | <b>9</b>     | <b>529</b>    |
| <u>Professional &amp; Technological</u> |  |            |                                 |            |                       |  |               |                      |              |               |
| Female                                  | 0  | 1          | 4                               | 0          | 1                     | 0  | 47            | 3                    | 28           | 84            |
| Male                                    | 2  | 3          | 14                              | 0          | 4                     | 0  | 185           | 2                    | 28           | 238           |
| <b>Total</b>                            | <b>2</b>                                 | <b>4</b>   | <b>18</b>                       | <b>0</b>   | <b>5</b>              | <b>0</b>                                     | <b>232</b>    | <b>5</b>             | <b>56</b>    | <b>322</b>    |
| <u>University College</u>               |  |            |                                 |            |                       |  |               |                      |              |               |
| Female                                  | 3  | 0          | 82                              | 4          | 8                     | 0  | 147           | 8                    | 4            | 256           |
| Male                                    | 1  | 2          | 61                              | 5          | 10                    | 0  | 184           | 3                    | 7            | 273           |
| <b>Total</b>                            | <b>4</b>                                 | <b>2</b>   | <b>143</b>                      | <b>9</b>   | <b>18</b>             | <b>0</b>                                     | <b>331</b>    | <b>11</b>            | <b>11</b>    | <b>529</b>    |
| <u>University Totals</u>                |  |            |                                 |            |                       |  |               |                      |              |               |
| Total Female                            | 64                                       | 111        | 525                             | 60         | 190                   | 0  | 5,682         | 104                  | 582          | 7,318         |
| Total Male                              | 56                                       | 112        | 432                             | 116        | 150                   | 4  | 5,670         | 70                   | 453          | 7,063         |
| <b>Total</b>                            | <b>120</b>                               | <b>223</b> | <b>957</b>                      | <b>176</b> | <b>340</b>            | <b>4</b>                                     | <b>11,352</b> | <b>174</b>           | <b>1,035</b> | <b>14,381</b> |

Source: Office of Institutional Research and Testing

## FALL ENROLLMENT BY PROGRAM

| ALLIED HEALTH SCIENCES   | 2007/08    |            |          | 2008/09    |            |          | 2009/10      |            |           | 2010/11      |            |           |
|--|------------|------------|----------|------------|------------|----------|--------------|------------|-----------|--------------|------------|-----------|
|  | On         | Off        | OL       | On         | Off        | OL       | On           | Off        | OL        | On           | Off        | OL        |
| <b>CLINICAL LAB, RESPIRATORY CARE, &amp; HEALTH ADMINISTRATION</b> |            |            |          |            |            |          |              |            |           |              |            |           |
| Coding/Reimbursement Specialist CERT                               | 0          | 8          |          | 2          | 7          |          | 2            | 2          |           | 2            | 10         |           |
| Environmental Health & Safety Mgmt BS                              | 0          |            |          | 1          |            |          | 0            |            |           | 0            |            |           |
| Health Care Systems Administration BS                              | 245        | 47         |          | 274        | 75         |          | 260          | 105        |           | 282          | 90         |           |
| Health Information Management BS                                   | 0          | 0          |          | 17         | 17         |          | 19           | 12         |           | 23           | 17         |           |
| Health Information Technology AAS                                  | 35         | 62         |          | 35         | 38         |          | 48           | 57         |           | 62           | 63         |           |
| Medical Laboratory Technology AAS                                  | 13         |            |          | 11         |            |          | 6            |            |           | 7            |            |           |
| Medical Record Administration BS                                   | 1          | 2          |          | 1          | 1          |          | 0            | 2          |           | 0            | 0          |           |
| Medical Record Technology AAS                                      | 0          | 0          |          | 3          | 4          |          | 3            | 2          |           | 1            | 0          |           |
| Medical Technology BS  | 63         |            |          | 47         |            |          | 48           |            |           | 48           |            |           |
| Nuclear Medicine Technology AAS                                    | 52         |            |          | 46         |            |          | 20           |            |           | 0            |            |           |
| Nuclear Medicine Technology BS                                     | 0          | 6          |          | 27         | 35         |          | 49           | 43         | 20        | 77           | 48         | 25        |
| Phlebotomy CERT  | 5          |            |          | 1          |            |          | 4            |            |           | 0            |            |           |
| Pre-Health Care Systems Administration BS                          | 22         |            |          | 17         |            |          | 16           |            |           | 8            |            |           |
| Pre-Health Information Management BS                               | 1          |            |          | 2          |            |          | 2            |            |           | 2            |            |           |
| Pre-Health Information Technology AAS                              | 9          |            |          | 5          |            |          | 4            |            |           | 5            |            |           |
| Pre-Medical Laboratory Technology AAS                              | 7          |            |          | 11         |            |          | 21           |            |           | 20           |            |           |
| Pre-Medical Record Administration BS                               | 2          |            |          | 1          |            |          | 1            |            |           | 0            |            |           |
| Pre-Medical Record Technology AAS                                  | 0          |            |          | 1          |            |          | 1            |            |           | 0            |            |           |
| Pre-Medical Technology AAS   | 3          |            |          | 3          |            |          | 3            |            |           | 4            |            |           |
| Pre-Medical Technology BS  | 13         |            |          | 29         |            |          | 31           |            |           | 38           |            |           |
| Pre-Molecular Diagnostics BS                                       |            |            |          |            |            |          |              |            |           | 5            |            |           |
| Pre-Nuclear Medicine AAS   | 45         |            |          | 39         |            |          | 8            |            |           | 5            |            |           |
| Pre-Nuclear Medicine BS  | 0          | 0          |          | 20         | 1          |          | 45           | 2          |           | 40           | 1          |           |
| Pre-Respiratory Care AAS   | 31         | 7          |          | 22         | 8          |          | 30           | 10         |           | 34           | 10         |           |
| Respiratory Care AAS   | 34         | 100        |          | 34         | 104        |          | 36           | 131        |           | 34           | 96         |           |
| <b>PROGRAM LOCATION TOTAL</b>                                      | <b>581</b> | <b>232</b> | <b>0</b> | <b>649</b> | <b>290</b> | <b>0</b> | <b>657</b>   | <b>366</b> | <b>20</b> | <b>697</b>   | <b>335</b> | <b>25</b> |
| <b>DEPARTMENT TOTAL</b>  | <b>813</b> |            |          | <b>939</b> |            |          | <b>1,043</b> |            |           | <b>1,057</b> |            |           |
| <b>DENTAL HYGIENE &amp; MEDICAL IMAGING</b>                        |            |            |          |            |            |          |              |            |           |              |            |           |
| Dental Hygiene AAS   | 104        | 0          |          | 101        | 26         |          | 91           | 0          |           | 69           | 0          |           |
| Dental Hygiene BS  |            |            |          |            |            |          |              | 48         |           |              |            | 70        |
| Diagnostic Medical Sonography AAS                                  | 26         |            |          | 19         |            |          | 23           |            |           | 28           |            |           |
| Pre-Dental Hygiene AAS   | 131        |            |          | 127        |            |          | 145          |            |           | 160          |            |           |
| Pre-Diagnostic Medical Sonography AAS                              | 66         |            |          | 70         |            |          | 76           |            |           | 70           |            |           |
| Pre-Radiography AAS  | 113        |            |          | 147        |            |          | 152          |            |           | 121          |            |           |
| Radiography AAS  | 79         |            |          | 68         |            |          | 68           |            |           | 60           |            |           |
| <b>PROGRAM LOCATION TOTAL</b>                                      | <b>519</b> | <b>0</b>   | <b>0</b> | <b>532</b> | <b>26</b>  | <b>0</b> | <b>555</b>   | <b>0</b>   | <b>48</b> | <b>508</b>   | <b>0</b>   | <b>70</b> |
| <b>DEPARTMENT TOTAL</b>  | <b>519</b> |            |          | <b>558</b> |            |          | <b>603</b>   |            |           | <b>578</b>   |            |           |
| <b>HEALTH MANAGEMENT</b>   |            |            |          |            |            |          |              |            |           |              |            |           |
| Coding/Reimbursement Specialist CERT                               |            | 3          |          |            | 0          |          |              | 0          |           |              | 0          |           |
| Environmental Health & Safety Mgmt BS                              | 2          |            |          | 0          |            |          | 0            |            |           | 0            |            |           |
| Health Information Management BS                                   | 21         | 10         |          | 0          | 0          |          | 0            | 0          |           | 0            | 0          |           |
| <b>PROGRAM LOCATION TOTAL</b>                                      | <b>23</b>  | <b>13</b>  | <b>0</b> | <b>0</b>   | <b>0</b>   | <b>0</b> | <b>0</b>     | <b>0</b>   | <b>0</b>  | <b>0</b>     | <b>0</b>   | <b>0</b>  |
| <b>DEPARTMENT TOTAL</b>  | <b>36</b>  |            |          | <b>0</b>   |            |          | <b>0</b>     |            |           | <b>0</b>     |            |           |

ENROLLMENT

FALL ENROLLMENT BY PROGRAM

| ALLIED HEALTH SCIENCES           | 2007/08      |            |          | 2008/09      |            |          | 2009/10      |            |            | 2010/11      |            |            |
|----------------------------------|--------------|------------|----------|--------------|------------|----------|--------------|------------|------------|--------------|------------|------------|
|                                  | On           | Off        | OL       | On           | Off        | OL       | On           | Off        | OL         | On           | Off        | OL         |
| <b>SCHOOL OF NURSING</b>         |              |            |          |              |            |          |              |            |            |              |            |            |
| Master of Science in Nursing MSN |              | 43         |          |              | 59         |          | 64           | 0          |            |              |            | 70         |
| Nursing AAS                      | 36           | 2          |          | 0            | 1          |          | 1            | 0          |            | 0            | 0          |            |
| Nursing BS                       | 20           | 217        |          | 5            | 347        |          | 10           | 130        | 223        | 5            | 98         | 346        |
| Nursing (accelerated track) BS   |              |            |          |              |            |          |              |            |            | 17           |            |            |
| Nursing BSN                      | 31           |            |          | 105          |            |          | 147          |            |            | 126          |            |            |
| Nursing Education CERT           |              | 1          |          |              | 0          |          |              | 0          |            |              | 0          |            |
| Pre-Nursing AAS                  | 11           |            |          | 7            |            |          | 5            |            |            | 1            |            |            |
| Pre-Nursing BS                   | 216          |            |          | 287          |            |          | 304          |            |            | 304          |            |            |
| <i>PROGRAM LOCATION TOTAL</i>    | <b>314</b>   | <b>263</b> | <b>0</b> | <b>404</b>   | <b>407</b> | <b>0</b> | <b>531</b>   | <b>130</b> | <b>223</b> | <b>453</b>   | <b>98</b>  | <b>416</b> |
| <i>DEPARTMENT TOTAL</i>          | <b>577</b>   |            |          | <b>811</b>   |            |          | <b>884</b>   |            |            | <b>967</b>   |            |            |
| <b>ALLIED HEALTH SCIENCES</b>    |              |            |          |              |            |          |              |            |            |              |            |            |
| Allied Health Science AAS        | 0            |            |          | 0            |            |          | 32           |            |            | 48           |            |            |
| Allied Health Science BS         |              |            |          |              |            |          |              |            |            | 5            |            |            |
| Undeclared Graduate              |              | 8          |          |              | 1          |          |              | 0          |            |              | 0          |            |
| Undeclared Undergraduate         |              | 7          |          |              | 5          |          | 1            | 3          |            | 0            | 0          |            |
| <i>PROGRAM LOCATION TOTAL</i>    | <b>0</b>     | <b>15</b>  | <b>0</b> | <b>0</b>     | <b>6</b>   | <b>0</b> | <b>33</b>    | <b>3</b>   | <b>0</b>   | <b>53</b>    | <b>0</b>   | <b>0</b>   |
| <i>DEPARTMENT TOTAL</i>          | <b>15</b>    |            |          | <b>6</b>     |            |          | <b>36</b>    |            |            | <b>53</b>    |            |            |
| <i>COLLEGE LOCATION TOTAL</i>    | <b>1,437</b> | <b>523</b> | <b>0</b> | <b>1,585</b> | <b>729</b> | <b>0</b> | <b>1,776</b> | <b>499</b> | <b>291</b> | <b>1,711</b> | <b>433</b> | <b>511</b> |
| <i>COLLEGE TOTAL</i>             | <b>1,960</b> |            |          | <b>2,314</b> |            |          | <b>2,566</b> |            |            | <b>2,655</b> |            |            |

Note: Methodology for determining program location changed as of Summer Semester 2009. See page 68 for more details.

Source: Office of Institutional Research & Testing

**FALL ENROLLMENT BY PROGRAM**

**ARTS & SCIENCES**

|  | 2007/08    |          |          | 2008/09    |          |          | 2009/10    |          |          | 2010/11    |          |          |
|--|------------|----------|----------|------------|----------|----------|------------|----------|----------|------------|----------|----------|
|  | On         | Off      | OL       | On         | Off      | OL       | On         | Off      | OL       | On         | Off      | OL       |
| <b>BIOLOGICAL SCIENCES</b>             |            |          |          |            |          |          |            |          |          |            |          |          |
| Biochemistry BA                        | 14         |          |          | 15         |          |          | 10         |          |          | 7          |          |          |
| Biology BA                             | 26         |          |          | 52         |          |          | 8          |          |          | 7          |          |          |
| Biology BS                             | 130        |          |          | 72         |          |          | 116        |          |          | 95         |          |          |
| Biology/Environmental Biology BS       | 23         |          |          | 21         |          |          | 28         |          |          | 23         |          |          |
| Biology/Forensic Biology BS            | 75         |          |          | 80         |          |          | 68         |          |          | 72         |          |          |
| Biology/Pre-Dentistry BS               | 22         |          |          | 30         |          |          | 32         |          |          | 32         |          |          |
| Biology/Pre-Medicine BS                | 83         |          |          | 79         |          |          | 86         |          |          | 80         |          |          |
| Biology/Pre-Optometry BS               | 0          |          |          | 61         |          |          | 93         |          |          | 114        |          |          |
| Biology/Pre-Veterinary Medicine BS     | 23         |          |          | 18         |          |          | 23         |          |          | 21         |          |          |
| Biotechnology BS                       | 47         |          |          | 38         |          |          | 31         |          |          | 41         |          |          |
| Ornamental Horticulture Technology AAS | 20         |          |          | 20         |          |          | 17         |          |          | 14         |          |          |
| Pre-Physical Therapy BS                | 34         |          |          | 37         |          |          | 46         |          |          | 46         |          |          |
| Pre-Science AS                         | 83         |          |          | 69         |          |          | 88         |          |          | 109        |          |          |
| <i>PROGRAM LOCATION TOTAL</i>          | <b>580</b> | <b>0</b> | <b>0</b> | <b>592</b> | <b>0</b> | <b>0</b> | <b>646</b> | <b>0</b> | <b>0</b> | <b>661</b> | <b>0</b> | <b>0</b> |
| <i>DEPARTMENT TOTAL</i>                | <b>580</b> |          |          | <b>592</b> |          |          | <b>646</b> |          |          | <b>661</b> |          |          |

|                                 |           |          |          |           |          |          |           |          |          |           |          |          |
|---------------------------------|-----------|----------|----------|-----------|----------|----------|-----------|----------|----------|-----------|----------|----------|
| <b>HUMANITIES</b>               |           |          |          |           |          |          |           |          |          |           |          |          |
| Applied Speech Communication AA | 3         |          |          | 7         |          |          | 5         |          |          | 4         |          |          |
| Applied Speech Communication BS | 41        |          |          | 27        |          |          | 23        |          |          | 23        |          |          |
| Communication BA                | 16        |          |          | 11        |          |          | 7         |          |          | 13        |          |          |
| History BA                      | 29        |          |          | 29        | 1        |          | 28        | 0        |          | 29        | 0        |          |
| <i>PROGRAM LOCATION TOTAL</i>   | <b>89</b> | <b>0</b> | <b>0</b> | <b>74</b> | <b>1</b> | <b>0</b> | <b>63</b> | <b>0</b> | <b>0</b> | <b>69</b> | <b>0</b> | <b>0</b> |
| <i>DEPARTMENT TOTAL</i>         | <b>89</b> |          |          | <b>75</b> |          |          | <b>63</b> |          |          | <b>69</b> |          |          |

|  |           |          |          |           |          |          |           |          |          |           |          |          |
|--|-----------|----------|----------|-----------|----------|----------|-----------|----------|----------|-----------|----------|----------|
| <b>LANGUAGES &amp; LITERATURE</b>          |           |          |          |           |          |          |           |          |          |           |          |          |
| English BA                                 | 2         |          |          | 0         |          |          | 20        |          |          | 25        |          |          |
| English Literature BA                      | 16        |          |          | 23        |          |          | 3         |          |          | 2         |          |          |
| Journalism & Technical Communication BS    | 2         |          |          | 11        |          |          | 8         |          |          | 8         |          |          |
| Liberal Arts AA                            | 31        |          |          | 24        |          |          | 22        |          |          | 18        |          |          |
| Pre-Arts AA                                | 1         |          |          | 0         |          |          | 3         |          |          | 5         |          |          |
| Pre-Technical Communications AA            |           |          |          | 1         |          |          | 5         |          |          | 5         |          |          |
| Tech & Prof Comm/Automotive Writing BS     | 2         |          |          | 1         |          |          | 0         |          |          | 0         |          |          |
| Tech & Prof Comm/Multi Media Writing BS    | 1         | 1        |          | 1         | 1        |          | 0         | 1        |          | 0         | 0        |          |
| Tech & Prof Comm/Publication Mgmt BS       | 1         |          |          | 0         |          |          | 1         |          |          | 0         |          |          |
| Tech & Prof Comm/Sci. & Medical Writing BS | 0         |          |          | 1         |          |          | 1         |          |          | 0         |          |          |
| Tech & Prof Comm/Technical Journalism BS   | 9         |          |          | 0         |          |          | 0         |          |          | 0         |          |          |
| Technical & Professional Communication BS  | 4         |          |          | 5         |          |          | 8         |          |          | 5         | 3        |          |
| <i>PROGRAM LOCATION TOTAL</i>              | <b>69</b> | <b>1</b> | <b>0</b> | <b>67</b> | <b>1</b> | <b>0</b> | <b>71</b> | <b>1</b> | <b>0</b> | <b>68</b> | <b>3</b> | <b>0</b> |
| <i>DEPARTMENT TOTAL</i>                    | <b>70</b> |          |          | <b>68</b> |          |          | <b>72</b> |          |          | <b>71</b> |          |          |

# ENROLLMENT

## FALL ENROLLMENT BY PROGRAM

### ARTS & SCIENCES

|   | 2007/08   |          |          | 2008/09   |          |          | 2009/10   |          |          | 2010/11   |          |          |
|---|-----------|----------|----------|-----------|----------|----------|-----------|----------|----------|-----------|----------|----------|
|   | On        | Off      | OL       | On        | Off      | OL       | On        | Off      | OL       | On        | Off      | OL       |
| <b>MATHEMATICS</b>                        |           |          |          |           |          |          |           |          |          |           |          |          |
| Applied Mathematics BS                    | 15        |          |          | 17        |          |          | 16        |          |          | 14        |          |          |
| Applied Mathematics/Actuarial Science BS  | 7         |          |          | 8         |          |          | 13        |          |          | 20        |          |          |
| Applied Mathematics/Computer Science BS   | 6         |          |          | 6         |          |          | 7         |          |          | 6         |          |          |
| Applied Mathematics/Operation Research BS | 0         |          |          | 0         |          |          | 1         |          |          | 1         |          |          |
| Mathematics BA                            | 2         |          |          | 0         |          |          | 3         |          |          | 7         |          |          |
| Pre-Engineering AS                        | 1         |          |          | 3         |          |          | 5         |          |          | 7         |          |          |
| <i>PROGRAM LOCATION TOTAL</i>             | <b>31</b> | <b>0</b> | <b>0</b> | <b>34</b> | <b>0</b> | <b>0</b> | <b>45</b> | <b>0</b> | <b>0</b> | <b>55</b> | <b>0</b> | <b>0</b> |
| <i>DEPARTMENT TOTAL</i>                   | <b>31</b> |          |          | <b>34</b> |          |          | <b>45</b> |          |          | <b>55</b> |          |          |

|                                     |            |          |          |            |          |          |            |          |          |            |          |          |
|-------------------------------------|------------|----------|----------|------------|----------|----------|------------|----------|----------|------------|----------|----------|
| <b>PHYSICAL SCIENCES</b>            |            |          |          |            |          |          |            |          |          |            |          |          |
| Chemistry BA                        | 31         |          |          | 28         |          |          | 28         |          |          | 37         |          |          |
| Industrial Chemistry Technology AAS | 1          |          |          | 2          |          |          | 4          |          |          | 3          |          |          |
| Pre-Mortuary Science AS             | 7          |          |          | 4          |          |          | 11         |          |          | 8          |          |          |
| Pre-Optometry AS                    | 44         |          |          | 14         |          |          | 2          |          |          | 1          |          |          |
| Pre-Pharmacy AS                     | 543        |          |          | 506        |          |          | 449        |          |          | 429        |          |          |
| <i>PROGRAM LOCATION TOTAL</i>       | <b>626</b> | <b>0</b> | <b>0</b> | <b>554</b> | <b>0</b> | <b>0</b> | <b>494</b> | <b>0</b> | <b>0</b> | <b>478</b> | <b>0</b> | <b>0</b> |
| <i>DEPARTMENT TOTAL</i>             | <b>626</b> |          |          | <b>554</b> |          |          | <b>494</b> |          |          | <b>478</b> |          |          |

|                               |            |           |          |            |           |          |            |           |          |            |           |          |
|-------------------------------|------------|-----------|----------|------------|-----------|----------|------------|-----------|----------|------------|-----------|----------|
| <b>SOCIAL SCIENCES</b>        |            |           |          |            |           |          |            |           |          |            |           |          |
| Political Science BS          | 0          |           |          | 5          |           |          | 24         |           |          | 28         |           |          |
| Pre-Law AA                    | 6          |           |          | 8          |           |          | 10         |           |          | 11         |           |          |
| Pre-Psychology AA             | 12         |           |          | 15         |           |          | 14         |           |          | 19         |           |          |
| Pre-Public Administration AA  | 0          |           |          | 0          |           |          | 1          |           |          | 3          |           |          |
| Pre-Social Work AA            | 10         |           |          | 7          |           |          | 7          |           |          | 18         |           |          |
| Psychology BS                 | 95         |           |          | 97         | 1         |          | 108        | 0         |          | 120        | 0         |          |
| Public Administration BS      | 31         |           |          | 33         |           |          | 16         |           |          | 4          |           |          |
| Social Work BSW               | 101        | 29        |          | 95         | 43        |          | 103        | 43        |          | 118        | 67        |          |
| Sociology BA                  | 14         |           |          | 12         |           |          | 7          |           |          | 8          |           |          |
| <i>PROGRAM LOCATION TOTAL</i> | <b>269</b> | <b>29</b> | <b>0</b> | <b>272</b> | <b>44</b> | <b>0</b> | <b>290</b> | <b>43</b> | <b>0</b> | <b>329</b> | <b>67</b> | <b>0</b> |
| <i>DEPARTMENT TOTAL</i>       | <b>298</b> |           |          | <b>316</b> |           |          | <b>333</b> |           |          | <b>396</b> |           |          |

|                                |            |          |          |            |          |          |            |          |          |            |           |          |
|--------------------------------|------------|----------|----------|------------|----------|----------|------------|----------|----------|------------|-----------|----------|
| <b>ARTS &amp; SCIENCES</b>     |            |          |          |            |          |          |            |          |          |            |           |          |
| Fast Track                     | 115        |          |          | 88         |          |          | 99         |          |          | 144        | 3         |          |
| Integrative Studies BIS        | 17         |          |          | 21         |          |          | 22         |          |          | 67         | 10        |          |
| Math/Science Technology Center | 10         |          |          | 15         |          |          | 0          |          |          | 0          |           |          |
| Undeclared Undergraduate       |            | 1        |          |            | 0        |          |            | 1        |          |            | 0         |          |
| <i>PROGRAM LOCATION TOTAL</i>  | <b>142</b> | <b>1</b> | <b>0</b> | <b>124</b> | <b>0</b> | <b>0</b> | <b>121</b> | <b>1</b> | <b>0</b> | <b>211</b> | <b>13</b> | <b>0</b> |
| <i>DEPARTMENT TOTAL</i>        | <b>143</b> |          |          | <b>124</b> |          |          | <b>122</b> |          |          | <b>224</b> |           |          |

|                               |              |           |          |              |           |          |              |           |          |              |           |          |
|-------------------------------|--------------|-----------|----------|--------------|-----------|----------|--------------|-----------|----------|--------------|-----------|----------|
| <i>COLLEGE LOCATION TOTAL</i> | <b>1,806</b> | <b>31</b> | <b>0</b> | <b>1,717</b> | <b>46</b> | <b>0</b> | <b>1,730</b> | <b>45</b> | <b>0</b> | <b>1,871</b> | <b>83</b> | <b>0</b> |
| <i>COLLEGE TOTAL</i>          | <b>1,837</b> |           |          | <b>1,763</b> |           |          | <b>1,775</b> |           |          | <b>1,954</b> |           |          |

Note: Methodology for determining program location changed as of Summer Semester 2009. See page 68 for more details.

Source: Office of Institutional Research & Testing

## FALL ENROLLMENT BY PROGRAM

| BUSINESS  | 2007/08    |            |          | 2008/09    |            |          | 2009/10    |            |          | 2010/11    |            |          |
|---|------------|------------|----------|------------|------------|----------|------------|------------|----------|------------|------------|----------|
|   | On         | Off        | OL       | On         | Off        | OL       | On         | Off        | OL       | On         | Off        | OL       |
| <b>ACCOUNTING, FINANCE, &amp; INFORMATION SYSTEMS</b> |            |            |          |            |            |          |            |            |          |            |            |          |
| Accountancy AAS                                       | 16         |            |          | 20         |            |          | 26         |            |          | 22         |            |          |
| Accountancy BS  | 66         | 51         |          | 62         | 71         |          | 58         | 82         |          | 5          | 80         |          |
| Accountancy/Computer Info Systems BB                  | 8          |            |          | 7          |            |          | 12         |            |          | 8          |            |          |
| Accountancy/Finance BS                                | 42         | 2          |          | 35         | 1          |          | 36         | 1          |          | 22         | 0          |          |
| Accountancy/Professionally Directed BS                |            |            |          |            |            |          |            |            |          | 1          |            |          |
| Accountancy/Public Accounting BS                      | 8          |            |          | 17         |            |          | 18         |            |          | 87         |            |          |
| Computer Information Systems AAS                      | 9          |            |          | 19         |            |          | 18         |            |          | 27         |            |          |
| Computer Information Systems BS                       | 84         | 60         |          | 71         | 71         |          | 78         | 62         |          | 70         | 55         |          |
| Computer Information Technology BS                    |            |            |          |            |            |          |            |            |          | 11         | 14         |          |
| Finance BS  | 34         |            |          | 33         |            |          | 26         |            |          | 25         |            |          |
| Finance/Corporate Accounting BS                       | 2          |            |          | 5          |            |          | 12         |            |          | 16         |            |          |
| Finance/Investment BS                                 | 5          |            |          | 9          |            |          | 9          |            |          | 10         |            |          |
| Finance/Real Estate BS                                | 1          |            |          | 2          |            |          | 2          |            |          | 1          |            |          |
| Homeland Security Digital/Forensics CERT              | 0          |            |          | 1          |            |          | 0          |            |          | 0          | 1          |          |
| Information Security & Intelligence BS                |            | 8          |          |            | 48         |          |            | 66         |          | 13         | 83         |          |
| Information Security & Network Mgmt CERT              |            |            |          |            |            |          | 1          |            |          | 0          |            |          |
| Master of Business Administration                     |            |            |          |            |            |          |            |            |          | 105        |            |          |
| Master of Information Systems Management              | 0          |            |          | 32         | 25         |          | 51         | 7          |          | 41         | 0          |          |
| <b>PROGRAM LOCATION TOTAL</b>                         | <b>275</b> | <b>121</b> | <b>0</b> | <b>313</b> | <b>216</b> | <b>0</b> | <b>347</b> | <b>218</b> | <b>0</b> | <b>464</b> | <b>233</b> | <b>0</b> |
| <b>DEPARTMENT TOTAL</b>                               | <b>396</b> |            |          | <b>529</b> |            |          | <b>565</b> |            |          | <b>697</b> |            |          |

|   |            |            |          |              |            |          |              |            |          |            |            |          |
|---|------------|------------|----------|--------------|------------|----------|--------------|------------|----------|------------|------------|----------|
| <b>MANAGEMENT</b>                           |            |            |          |              |            |          |              |            |          |            |            |          |
| Advanced Study Techniques CERT              |            | 0          |          |              | 1          |          |              | 0          |          | 1          | 0          |          |
| Advanced Study Design/Innovation CERT       | 0          |            |          | 1            | 2          |          |              | 2          |          | 3          | 0          |          |
| Business Admin w/ Professional Tracks BS    | 12         | 25         |          | 12           | 48         |          | 16           | 65         |          | 30         | 88         |          |
| Business Admin/Leadership-Org. Dev. BS      |            | 1          |          |              | 0          |          |              | 0          |          |            | 0          |          |
| Business Administration BS                  | 195        | 194        |          | 191          | 211        |          | 196          | 230        |          | 203        | 262        |          |
| Business Administration w/ Legal Studies BS | 42         |            |          | 44           |            |          | 29           |            |          | 25         |            |          |
| Business Administration/Aviation BS         |            | 8          |          |              | 8          |          |              | 7          |          |            | 4          |          |
| General Business AAS                        | 96         |            |          | 75           |            |          | 46           |            |          | 47         |            |          |
| Hotel Mgmt/Restaurant & Food Ind. Mgmt BS   | 35         |            |          | 36           |            |          | 48           |            |          | 0          |            |          |
| Human Resource Management BS                | 32         |            |          | 24           |            |          | 32           |            |          | 29         |            |          |
| Human Resource Management CERT              |            | 1          |          |              | 2          |          | 1            | 1          |          | 0          | 1          |          |
| International Business BS                   | 9          |            |          | 4            |            |          | 1            |            |          | 0          |            |          |
| International Business CERT                 | 0          |            |          | 1            |            |          | 0            |            |          | 0          |            |          |
| Legal Studies AAS                           | 10         |            |          | 13           |            |          | 11           |            |          | 10         |            |          |
| Management BS                               | 16         |            |          | 17           |            |          | 26           |            |          | 15         |            |          |
| Marketing/Sales BS                          | 1          |            |          | 0            |            |          | 0            |            |          | 0          |            |          |
| Master of Business Administration           | 0          |            |          | 13           | 93         |          | 91           | 13         | 5        | 0          | 0          | 0        |
| Operations & Supply Management BS           | 8          |            |          | 11           |            |          | 8            |            |          | 11         |            |          |
| Pre-Business AAS                            | 44         |            |          | 54           | 2          |          | 89           | 2          |          | 99         | 0          |          |
| Pre-Professional Golf Management BS         | 13         |            |          | 10           |            |          | 12           |            |          | 15         |            |          |
| Resort Management BS                        | 80         |            |          | 90           |            |          | 84           |            |          | 0          |            |          |
| Restaurant & Food Industry Mgmt AAS         | 25         |            |          | 32           |            |          | 26           |            |          | 0          |            |          |
| Restaurant & Food Industry Mgmt CERT        |            | 1          |          |              | 0          |          |              | 0          |          |            | 0          |          |
| Small Business & Entrepreneurship BS        | 34         |            |          | 14           |            |          | 8            |            |          | 2          |            |          |
| Supervision CERT                            | 0          | 24         |          | 0            | 0          |          | 0            | 0          |          | 0          | 0          |          |
| <b>PROGRAM LOCATION TOTAL</b>               | <b>652</b> | <b>254</b> | <b>0</b> | <b>642</b>   | <b>367</b> | <b>0</b> | <b>724</b>   | <b>320</b> | <b>5</b> | <b>490</b> | <b>355</b> | <b>0</b> |
| <b>DEPARTMENT TOTAL</b>                     | <b>906</b> |            |          | <b>1,009</b> |            |          | <b>1,049</b> |            |          | <b>845</b> |            |          |

ENROLLMENT

**FALL ENROLLMENT BY PROGRAM**

| <b>BUSINESS</b>                           | <b>2007/08</b> |          |          | <b>2008/09</b> |          |          | <b>2009/10</b> |          |          | <b>2010/11</b> |          |          |
|---|----------------|----------|----------|----------------|----------|----------|----------------|----------|----------|----------------|----------|----------|
|   | On             | Off      | OL       | On             | Off      | OL       | On             | Off      | OL       | On             | Off      | OL       |
| <b>MARKETING</b>                          |                |          |          |                |          |          |                |          |          |                |          |          |
| Advertising BS                            | 71             |          |          | 67             |          |          | 54             |          |          | 27             |          |          |
| Advertising CERT                          |                |          |          |                |          |          | 2              |          |          | 0              |          |          |
| Advertising/Integrative Marketing Comm BS |                |          |          |                |          |          | 10             |          |          | 41             |          |          |
| Business Data Analytics BS                |                |          |          |                |          |          |                |          |          | 1              |          |          |
| Graphic Design AAS                        | 84             |          |          | 130            | 1        |          | 160            | 0        |          | 132            | 0        |          |
| Graphic Design BS                         | 43             |          |          | 59             | 1        |          | 49             | 0        |          | 45             | 0        |          |
| Hotel Management BS                       | 21             |          |          | 13             |          |          | 10             |          |          | 0              |          |          |
| Hotel Management CERT                     |                | 1        |          |                | 0        |          |                | 0        |          |                | 0        |          |
| Marketing BS                              | 133            | 3        |          | 128            | 1        |          | 115            | 0        |          | 118            |          |          |
| Marketing CERT                            | 1              |          |          | 0              |          |          | 0              |          |          | 0              |          |          |
| Music Industry Management BS              | 149            |          |          | 164            |          |          | 174            |          |          | 0              |          |          |
| Professional Golf Management BS           | 269            |          |          | 237            |          |          | 227            |          |          | 0              |          |          |
| Professional Tennis Management BS         | 44             |          |          | 46             |          |          | 34             |          |          | 0              |          |          |
| Public Relations BS                       | 54             |          |          | 56             |          |          | 44             |          |          | 39             |          |          |
| Visual Design & Web Media AAS             | 15             |          |          | 3              |          |          | 0              |          |          | 0              |          |          |
| Visual Design & Web Media BS              | 7              |          |          | 0              |          |          | 0              |          |          | 0              |          |          |
| <b>PROGRAM LOCATION TOTAL</b>             | <b>891</b>     | <b>4</b> | <b>0</b> | <b>903</b>     | <b>3</b> | <b>0</b> | <b>879</b>     | <b>0</b> | <b>0</b> | <b>403</b>     | <b>0</b> | <b>0</b> |
| <b>DEPARTMENT TOTAL</b>                   | <b>895</b>     |          |          | <b>906</b>     |          |          | <b>879</b>     |          |          | <b>403</b>     |          |          |

|  |          |          |          |           |          |          |           |          |          |            |          |          |
|--|----------|----------|----------|-----------|----------|----------|-----------|----------|----------|------------|----------|----------|
| <b>SPORTS, ENTERTAINMENT, &amp; HOSPITALITY MANAGEMENT</b> |          |          |          |           |          |          |           |          |          |            |          |          |
| Hotel Management BS  |          |          |          |           |          |          |           |          |          | 11         |          |          |
| Hotel Mgmt/Restaurant & Food Ind. Mgmt BS                  |          |          |          |           |          |          |           |          |          | 55         |          |          |
| Marketing/Professional Tennis BS                           |          |          |          |           |          |          |           |          |          | 40         |          |          |
| Music Industry Management BS                               |          |          |          |           |          |          |           |          |          | 200        |          |          |
| Pre-Marketing/Professional Tennis AAS                      | 0        |          |          | 6         |          |          | 17        |          |          | 15         |          |          |
| Pre-Music Industry Management AAS                          | 0        |          |          | 11        |          |          | 26        |          |          | 29         |          |          |
| Professional Golf Management BS                            |          |          |          |           |          |          |           |          |          | 228        |          |          |
| Professional Tennis Management BS                          |          |          |          |           |          |          |           |          |          | 2          |          |          |
| Resort Management BS                                       |          |          |          |           |          |          |           |          |          | 82         |          |          |
| Restaurant & Food Industry Mgmt AAS                        |          |          |          |           |          |          |           |          |          | 22         |          |          |
| Special Event/Meeting Planning CERT                        | 0        |          |          | 1         |          |          | 0         |          |          | 0          |          |          |
| <b>PROGRAM LOCATION TOTAL</b>                              | <b>0</b> | <b>0</b> | <b>0</b> | <b>18</b> | <b>0</b> | <b>0</b> | <b>43</b> | <b>0</b> | <b>0</b> | <b>684</b> | <b>0</b> | <b>0</b> |
| <b>DEPARTMENT TOTAL</b>                                    | <b>0</b> |          |          | <b>18</b> |          |          | <b>43</b> |          |          | <b>684</b> |          |          |



**FALL ENROLLMENT BY PROGRAM**

| <b>BUSINESS</b>                              | 2007/08      |            |          | 2008/09      |            |          | 2009/10      |            |          | 2010/11      |            |          |
|--|--------------|------------|----------|--------------|------------|----------|--------------|------------|----------|--------------|------------|----------|
|  | On           | Off        | OL       | On           | Off        | OL       | On           | Off        | OL       | On           | Off        | OL       |
| <b>COLLEGE OF BUSINESS GRADUATE PROGRAMS</b> |              |            |          |              |            |          |              |            |          |              |            |          |
| Adv. Studies in Quality Management CERT      | 0            |            |          | 0            |            |          | 0            |            |          | 0            |            |          |
| Adv. Studies in System Integration CERT      | 0            |            |          | 0            |            |          | 0            |            |          | 0            |            |          |
| Adv. Studies Info Security/Networking CERT   | 1            |            |          | 0            |            |          | 0            |            |          | 0            |            |          |
| Adv. Studies Outsourcing Management CERT     | 1            |            |          | 0            |            |          | 0            |            |          | 0            |            |          |
| Master of Business Administration            | 21           | 72         |          | 0            | 0          |          | 0            | 0          |          | 0            | 0          |          |
| Master of Information Systems Management     | 29           | 25         |          | 0            | 0          |          | 0            | 0          |          | 0            | 0          |          |
| <i>PROGRAM LOCATION TOTAL</i>                | <b>52</b>    | <b>97</b>  | <b>0</b> | <b>0</b>     | <b>0</b>   | <b>0</b> | <b>0</b>     | <b>0</b>   | <b>0</b> | <b>0</b>     | <b>0</b>   | <b>0</b> |
| <i>DEPARTMENT TOTAL</i>                      | <b>149</b>   |            |          | <b>0</b>     |            |          | <b>0</b>     |            |          | <b>0</b>     |            |          |
| <b>BUSINESS</b>                              |              |            |          |              |            |          |              |            |          |              |            |          |
| Integrative Studies BS                       | 2            |            |          | 2            |            |          | 5            |            |          | 0            |            |          |
| Undeclared Undergraduate                     |              | 16         |          |              | 9          |          |              | 9          |          |              | 11         |          |
| <i>PROGRAM LOCATION TOTAL</i>                | <b>2</b>     | <b>16</b>  | <b>0</b> | <b>2</b>     | <b>9</b>   | <b>0</b> | <b>5</b>     | <b>9</b>   | <b>0</b> | <b>0</b>     | <b>11</b>  | <b>0</b> |
| <i>DEPARTMENT TOTAL</i>                      | <b>18</b>    |            |          | <b>11</b>    |            |          | <b>14</b>    |            |          | <b>11</b>    |            |          |
| <i>COLLEGE LOCATION TOTAL</i>                | <b>1,872</b> | <b>492</b> | <b>0</b> | <b>1,878</b> | <b>595</b> | <b>0</b> | <b>1,998</b> | <b>547</b> | <b>5</b> | <b>2,041</b> | <b>599</b> | <b>0</b> |
| <i>COLLEGE TOTAL</i>                         | <b>2,364</b> |            |          | <b>2,473</b> |            |          | <b>2,550</b> |            |          | <b>2,640</b> |            |          |

Note: Methodology for determining program location changed as of Summer Semester 2009. See page 68 for more details.

Source: Office of Institutional Research & Testing

ENROLLMENT

**FALL ENROLLMENT BY PROGRAM**

| EDUCATION & HUMAN SERVICES            | 2007/08   |          |          | 2008/09   |          |          | 2009/10   |          |          | 2010/11   |          |          |
|---------------------------------------|-----------|----------|----------|-----------|----------|----------|-----------|----------|----------|-----------|----------|----------|
|                                       | On        | Off      | OL       | On        | Off      | OL       | On        | Off      | OL       | On        | Off      | OL       |
| <b>LEISURE STUDIES &amp; WELLNESS</b> |           |          |          |           |          |          |           |          |          |           |          |          |
| Recreation Leadership & Management BS | 73        |          |          | 81        |          |          | 77        |          |          | 76        |          |          |
| <i>PROGRAM LOCATION TOTAL</i>         | <b>73</b> | <b>0</b> | <b>0</b> | <b>81</b> | <b>0</b> | <b>0</b> | <b>77</b> | <b>0</b> | <b>0</b> | <b>76</b> | <b>0</b> | <b>0</b> |
| <i>DEPARTMENT TOTAL</i>               | <b>73</b> |          |          | <b>81</b> |          |          | <b>77</b> |          |          | <b>76</b> |          |          |

|   |            |            |          |            |            |          |            |            |          |              |            |          |
|---|------------|------------|----------|------------|------------|----------|------------|------------|----------|--------------|------------|----------|
| <b>SCHOOL OF CRIMINAL JUSTICE</b>         |            |            |          |            |            |          |            |            |          |              |            |          |
| Criminal Justice BS                       | 200        | 278        |          | 207        | 317        |          | 188        | 404        |          | 189          | 506        |          |
| Master of Criminal Justice Administration | 29         | 40         |          | 22         | 35         |          | 25         | 31         |          | 32           | 39         |          |
| Pre-Criminal Justice AA                   | 254        |            |          | 273        |            |          | 299        |            |          | 346          |            |          |
| <i>PROGRAM LOCATION TOTAL</i>             | <b>483</b> | <b>318</b> | <b>0</b> | <b>502</b> | <b>352</b> | <b>0</b> | <b>512</b> | <b>435</b> | <b>0</b> | <b>567</b>   | <b>545</b> | <b>0</b> |
| <i>DEPARTMENT TOTAL</i>                   | <b>801</b> |            |          | <b>854</b> |            |          | <b>947</b> |            |          | <b>1,112</b> |            |          |

|                                      |            |            |          |            |            |          |            |            |           |            |            |           |
|--------------------------------------|------------|------------|----------|------------|------------|----------|------------|------------|-----------|------------|------------|-----------|
| <b>SCHOOL OF EDUCATION</b>           |            |            |          |            |            |          |            |            |           |            |            |           |
| Adv. Studies Total Quality Mgmt CERT | 0          |            |          | 1          |            |          | 0          |            |           | 1          |            |           |
| Allied Health Education BS           | 1          | 1          |          | 0          | 1          |          | 0          | 1          |           | 0          | 0          |           |
| Biology Education BS                 | 25         | 3          |          | 24         | 1          |          | 27         | 1          |           | 28         | 1          |           |
| Business Education BS                | 5          | 2          |          | 3          | 2          |          | 3          | 0          |           | 1          | 0          |           |
| Career & Technical Education MS      | 32         | 32         |          | 25         | 32         |          | 33         | 38         |           | 35         | 36         |           |
| Certification Graduate CERT          | 1          |            |          | 0          |            |          | 0          |            |           | 1          |            |           |
| Chemistry Education BS               | 9          |            |          | 4          |            |          | 3          | 1          |           | 1          | 1          |           |
| Curriculum & Instruction M.Ed.       | 65         | 94         |          | 61         | 91         |          | 52         | 81         |           | 56         | 53         |           |
| Early Childhood Education AAS        | 25         |            |          | 21         |            |          | 15         |            |           | 18         |            |           |
| Early Childhood Education BS         | 31         | 9          |          | 23         | 21         |          | 29         | 26         |           | 39         | 41         |           |
| Elementary Education BS              | 237        | 136        |          | 204        | 101        |          | 189        | 116        |           | 161        | 132        |           |
| English Education BS                 | 50         | 11         |          | 46         | 7          |          | 43         | 6          |           | 31         | 7          |           |
| History Education BS                 | 68         | 4          |          | 66         | 5          |          | 59         | 2          |           | 41         |            |           |
| Mathematics Education BS             | 48         | 8          |          | 44         | 9          |          | 45         | 13         |           | 46         | 8          |           |
| Political Science Education BS       | 1          |            |          | 0          |            |          | 3          |            |           | 2          |            |           |
| Pre-Teaching Elementary AA           | 10         |            |          | 15         |            |          | 13         |            |           | 14         |            |           |
| Pre-Teaching Secondary AA            | 17         |            |          | 21         |            |          | 28         |            |           | 32         |            |           |
| Pro-Mo-Ted-Technical Education       |            |            |          |            |            |          |            |            |           | 3          |            | 22        |
| Social Studies BS                    | 0          | 4          |          | 4          | 3          |          | 16         | 3          |           | 30         | 5          |           |
| Social Studies/Elementary BS         |            | 1          |          |            | 0          |          | 1          | 0          |           | 1          | 0          |           |
| Teacher Certification CERT           | 6          | 2          |          | 9          | 10         |          | 12         | 24         |           | 19         | 33         |           |
| Technical Education BS               | 12         | 26         |          | 14         | 31         |          | 6          | 23         | 15        | 8          | 5          | 0         |
| Training in Business & Industry BS   |            |            |          |            | 1          |          |            | 0          |           |            | 0          |           |
| Wage Earning Home Economics Edu BS   | 1          | 1          |          | 0          | 1          |          | 0          | 0          |           | 0          | 0          |           |
| <i>PROGRAM LOCATION TOTAL</i>        | <b>644</b> | <b>334</b> | <b>0</b> | <b>585</b> | <b>316</b> | <b>0</b> | <b>577</b> | <b>335</b> | <b>15</b> | <b>568</b> | <b>322</b> | <b>22</b> |
| <i>DEPARTMENT TOTAL</i>              | <b>978</b> |            |          | <b>901</b> |            |          | <b>927</b> |            |           | <b>912</b> |            |           |

## FALL ENROLLMENT BY PROGRAM

| EDUCATION & HUMAN SERVICES               | 2007/08      |            |          | 2008/09      |            |          | 2009/10      |            |           | 2010/11      |            |           |
|--|--------------|------------|----------|--------------|------------|----------|--------------|------------|-----------|--------------|------------|-----------|
|  | On           | Off        | OL       | On           | Off        | OL       | On           | Off        | OL        | On           | Off        | OL        |
| <b>TELEVISION PRODUCTION</b>             |              |            |          |              |            |          |              |            |           |              |            |           |
| Television & Digital Media Production BS | 109          |            |          | 100          |            |          | 98           |            |           | 97           |            |           |
| <i>PROGRAM LOCATION TOTAL</i>            | <b>109</b>   | <b>0</b>   | <b>0</b> | <b>100</b>   | <b>0</b>   | <b>0</b> | <b>98</b>    | <b>0</b>   | <b>0</b>  | <b>97</b>    | <b>0</b>   | <b>0</b>  |
| <i>DEPARTMENT TOTAL</i>                  | <b>109</b>   |            |          | <b>100</b>   |            |          | <b>98</b>    |            |           | <b>97</b>    |            |           |
| <b>EDUCATION &amp; HUMAN SERVICES</b>    |              |            |          |              |            |          |              |            |           |              |            |           |
| Art Education CERT for BFA               | 2            |            |          | 5            |            |          | 10           |            |           | 4            |            |           |
| Undeclared Undergraduate                 |              | 8          |          |              | 4          |          |              | 3          |           |              | 1          |           |
| Undeclared Graduate                      | 7            | 35         |          | 10           | 38         |          | 15           | 8          |           | 23           | 7          |           |
| <i>PROGRAM LOCATION TOTAL</i>            | <b>9</b>     | <b>43</b>  | <b>0</b> | <b>15</b>    | <b>42</b>  | <b>0</b> | <b>25</b>    | <b>11</b>  | <b>0</b>  | <b>27</b>    | <b>8</b>   | <b>0</b>  |
| <i>DEPARTMENT TOTAL</i>                  | <b>52</b>    |            |          | <b>57</b>    |            |          | <b>36</b>    |            |           | <b>35</b>    |            |           |
| <i>COLLEGE LOCATION TOTAL</i>            | <b>1,318</b> | <b>695</b> | <b>0</b> | <b>1,283</b> | <b>710</b> | <b>0</b> | <b>1,289</b> | <b>781</b> | <b>15</b> | <b>1,335</b> | <b>875</b> | <b>22</b> |
| <i>COLLEGE TOTAL</i>                     | <b>2,013</b> |            |          | <b>1,993</b> |            |          | <b>2,085</b> |            |           | <b>2,232</b> |            |           |

Note: Methodology for determining program location changed as of Summer Semester 2009. See page 68 for more details.

Source: Office of Institutional Research & Testing

ENROLLMENT

**FALL ENROLLMENT BY PROGRAM**

| <b>ENGINEERING TECHNOLOGY</b>                             | 2007/08    |           |          | 2008/09    |           |          | 2009/10    |          |           | 2010/11    |          |           |
|---|------------|-----------|----------|------------|-----------|----------|------------|----------|-----------|------------|----------|-----------|
|   | On         | Off       | OL       | On         | Off       | OL       | On         | Off      | OL        | On         | Off      | OL        |
| <b>ARCHITECTURAL TECHNOLOGY &amp; FACILITY MANAGEMENT</b> |            |           |          |            |           |          |            |          |           |            |          |           |
| Architectural Technology AAS                              | 107        |           |          | 79         |           |          | 64         |          |           | 42         |          |           |
| Facilities Management BS                                  | 37         | 1         |          | 58         | 0         |          | 59         | 0        |           | 54         | 0        |           |
| Facilities Management CERT                                |            | 13        |          |            | 14        |          | 1          | 0        | 10        | 1          | 0        | 15        |
| Pre-Architectural Technology AAS                          | 4          |           |          | 5          |           |          | 4          |          |           | 9          |          |           |
| Pre-Facilities Management BS                              | 5          |           |          | 6          |           |          | 3          |          |           | 5          |          |           |
| <i>PROGRAM LOCATION TOTAL</i>                             | <b>153</b> | <b>14</b> | <b>0</b> | <b>148</b> | <b>14</b> | <b>0</b> | <b>131</b> | <b>0</b> | <b>10</b> | <b>111</b> | <b>0</b> | <b>15</b> |
| <i>DEPARTMENT TOTAL</i>                                   | <b>167</b> |           |          | <b>162</b> |           |          | <b>141</b> |          |           | <b>126</b> |          |           |

|  |            |           |          |            |           |          |            |           |          |            |           |          |
|--|------------|-----------|----------|------------|-----------|----------|------------|-----------|----------|------------|-----------|----------|
| <b>AUTOMOTIVE</b>                        |            |           |          |            |           |          |            |           |          |            |           |          |
| Automotive & Heavy Equipment Mgmt BS     | 72         | 14        |          | 21         | 21        |          | 4          | 14        |          | 1          | 8         |          |
| Automotive Body BS                       | 7          |           |          | 0          |           |          | 0          |           |          | 0          |           |          |
| Automotive Engineering Technology BS     | 155        |           |          | 160        |           |          | 146        |           |          | 172        |           |          |
| Automotive Management BS                 | 32         |           |          | 48         | 5         |          | 47         | 4         |          | 41         | 14        |          |
| Automotive Service Technology AAS        | 93         | 0         |          | 69         | 0         |          | 30         | 0         |          | 35         |           |          |
| Pre-Automotive & Heavy Equipment BS      | 7          |           |          | 7          |           |          | 0          |           |          | 0          |           |          |
| Pre-Automotive Engineering Technology BS | 10         |           |          | 4          |           |          | 5          |           |          | 6          |           |          |
| Pre-Automotive Service Technology AAS    | 4          |           |          | 6          |           |          | 7          |           |          | 7          |           |          |
| <i>PROGRAM LOCATION TOTAL</i>            | <b>380</b> | <b>14</b> | <b>0</b> | <b>315</b> | <b>26</b> | <b>0</b> | <b>239</b> | <b>18</b> | <b>0</b> | <b>262</b> | <b>22</b> | <b>0</b> |
| <i>DEPARTMENT TOTAL</i>                  | <b>394</b> |           |          | <b>341</b> |           |          | <b>257</b> |           |          | <b>284</b> |           |          |

|   |            |           |          |            |           |          |            |           |          |            |           |          |
|---|------------|-----------|----------|------------|-----------|----------|------------|-----------|----------|------------|-----------|----------|
| <b>CONSTRUCTION TECHNOLOGY &amp; MANAGEMENT</b> |            |           |          |            |           |          |            |           |          |            |           |          |
| Advanced Construction Management CERT           |            | 1         |          |            | 2         |          |            | 1         |          |            | 1         |          |
| Building Construction Technology AAS            | 31         | 2         |          | 27         | 1         |          | 23         | 5         |          | 23         | 5         |          |
| Civil Engineering Technology AAS                | 17         |           |          | 19         |           |          | 17         |           |          | 21         |           |          |
| Construction Administration CERT                |            | 2         |          |            | 0         |          |            | 0         |          |            | 0         |          |
| Construction Management BS                      | 290        | 20        |          | 289        | 16        |          | 263        | 26        |          | 203        | 24        |          |
| Pre-Building Construction Technology AAS        | 6          |           |          | 6          |           |          | 4          |           |          | 4          |           |          |
| Pre-CAD Drafting & Tool Design AAS              | 1          |           |          | 2          |           |          | 0          |           |          | 0          |           |          |
| Pre-Civil Engineering Technology AAS            | 0          |           |          | 3          |           |          | 1          |           |          | 1          |           |          |
| Pre-Construction Management BS                  | 13         |           |          | 11         |           |          | 7          |           |          | 7          |           |          |
| <i>PROGRAM LOCATION TOTAL</i>                   | <b>358</b> | <b>25</b> | <b>0</b> | <b>357</b> | <b>19</b> | <b>0</b> | <b>315</b> | <b>32</b> | <b>0</b> | <b>259</b> | <b>30</b> | <b>0</b> |
| <i>DEPARTMENT TOTAL</i>                         | <b>383</b> |           |          | <b>376</b> |           |          | <b>347</b> |           |          | <b>289</b> |           |          |

|  |            |          |          |            |          |          |            |          |          |            |          |          |
|--|------------|----------|----------|------------|----------|----------|------------|----------|----------|------------|----------|----------|
| <b>ELECTRONICS/CNS</b>                       |            |          |          |            |          |          |            |          |          |            |          |          |
| Computer Networks & Systems BS               | 73         | 1        |          | 69         | 1        |          | 66         | 1        |          | 68         | 0        |          |
| Electrical/Electronics Engineering Tech BS   | 33         |          |          | 33         |          |          | 35         |          |          | 29         |          |          |
| Industrial Electronics Technology AAS        | 47         |          |          | 43         |          |          | 42         |          |          | 42         |          |          |
| Pre-Computer Networks & Systems BS           | 2          |          |          | 6          |          |          | 5          |          |          | 3          |          |          |
| Pre-Electrical/Electronics Engineer Tech AAS | 4          |          |          | 0          |          |          | 0          |          |          | 0          |          |          |
| Pre-Industrial Electronics Technology AAS    | 4          |          |          | 2          |          |          | 4          |          |          | 5          |          |          |
| <i>PROGRAM LOCATION TOTAL</i>                | <b>163</b> | <b>1</b> | <b>0</b> | <b>153</b> | <b>1</b> | <b>0</b> | <b>152</b> | <b>1</b> | <b>0</b> | <b>147</b> | <b>0</b> | <b>0</b> |
| <i>DEPARTMENT TOTAL</i>                      | <b>164</b> |          |          | <b>154</b> |          |          | <b>153</b> |          |          | <b>147</b> |          |          |

|                               |          |          |          |          |          |          |          |          |          |          |          |          |
|-------------------------------|----------|----------|----------|----------|----------|----------|----------|----------|----------|----------|----------|----------|
| <b>ENERGY SYSTEMS</b>         |          |          |          |          |          |          |          |          |          |          |          |          |
| Energy Systems Engineering BS |          |          |          |          |          |          |          |          |          | 4        |          |          |
| <i>PROGRAM LOCATION TOTAL</i> | <b>0</b> | <b>0</b> | <b>0</b> | <b>0</b> | <b>0</b> | <b>0</b> | <b>0</b> | <b>0</b> | <b>0</b> | <b>4</b> | <b>0</b> | <b>0</b> |
| <i>DEPARTMENT TOTAL</i>       | <b>0</b> |          |          | <b>0</b> |          |          | <b>0</b> |          |          | <b>4</b> |          |          |

## FALL ENROLLMENT BY PROGRAM

| ENGINEERING TECHNOLOGY                   | 2007/08   |          |          | 2008/09    |          |          | 2009/10    |          |          | 2010/11    |          |          |
|--|-----------|----------|----------|------------|----------|----------|------------|----------|----------|------------|----------|----------|
|  | On        | Off      | OL       | On         | Off      | OL       | On         | Off      | OL       | On         | Off      | OL       |
| <b>HEAVY EQUIPMENT</b>                   |           |          |          |            |          |          |            |          |          |            |          |          |
| Heavy Equipment Service Engineering BS   | 25        |          |          | 35         |          |          | 40         |          |          | 35         |          |          |
| Heavy Equipment Technology AAS           | 63        |          |          | 74         |          |          | 65         |          |          | 66         |          |          |
| Pre-Heavy Equipment Service Engineer AAS | 1         |          |          | 0          |          |          | 0          |          |          | 0          |          |          |
| Pre-Heavy Equipment Technology AAS       | 7         |          |          | 1          |          |          | 1          |          |          | 2          |          |          |
| <i>PROGRAM LOCATION TOTAL</i>            | <b>96</b> | <b>0</b> | <b>0</b> | <b>110</b> | <b>0</b> | <b>0</b> | <b>106</b> | <b>0</b> | <b>0</b> | <b>103</b> | <b>0</b> | <b>0</b> |
| <i>DEPARTMENT TOTAL</i>                  | <b>96</b> |          |          | <b>110</b> |          |          | <b>106</b> |          |          | <b>103</b> |          |          |

|                                     |            |           |          |            |           |          |            |           |          |            |          |           |
|-------------------------------------|------------|-----------|----------|------------|-----------|----------|------------|-----------|----------|------------|----------|-----------|
| <b>HVACR</b>                        |            |           |          |            |           |          |            |           |          |            |          |           |
| HVACR Engineering Technology BS     | 62         | 68        |          | 73         | 54        |          | 92         | 55        |          | 80         | 0        | 73        |
| HVACR Technology AAS                | 80         | 1         |          | 63         | 0         |          | 59         | 0         |          | 65         | 0        |           |
| Pre-HVACR Engineering Technology BS | 1          |           |          | 3          |           |          | 4          |           |          | 5          |          |           |
| Pre-HVACR Technology AAS            | 10         |           |          | 11         |           |          | 9          |           |          | 8          |          |           |
| <i>PROGRAM LOCATION TOTAL</i>       | <b>153</b> | <b>69</b> | <b>0</b> | <b>150</b> | <b>54</b> | <b>0</b> | <b>164</b> | <b>55</b> | <b>0</b> | <b>158</b> | <b>0</b> | <b>73</b> |
| <i>DEPARTMENT TOTAL</i>             | <b>222</b> |           |          | <b>204</b> |           |          | <b>219</b> |           |          | <b>231</b> |          |           |

|   |            |           |          |            |           |          |            |           |          |            |           |          |
|---|------------|-----------|----------|------------|-----------|----------|------------|-----------|----------|------------|-----------|----------|
| <b>MANUFACTURING ENGINEERING TECHNOLOGY</b> |            |           |          |            |           |          |            |           |          |            |           |          |
| Manufacturing Engineering Technology BS     | 41         | 39        |          | 43         | 35        |          | 37         | 44        |          | 29         | 43        |          |
| Manufacturing Tooling Technology AAS        | 31         | 1         |          | 15         | 0         |          | 27         | 0         |          | 26         | 0         |          |
| Pre-Manufacturing Engineering BS            | 8          |           |          | 8          |           |          | 6          |           |          | 3          |           |          |
| Pre-Manufacturing Tooling Technology AAS    | 1          |           |          | 1          |           |          | 1          |           |          | 2          |           |          |
| Quality Engineering Technology BS           |            | 16        |          |            | 14        |          |            | 15        |          |            | 10        |          |
| Quality Technology BS                       |            | 2         |          |            | 1         |          |            | 1         |          |            | 0         |          |
| Quality Technology CERT                     |            | 1         |          |            | 1         |          |            | 0         |          |            | 0         |          |
| <i>PROGRAM LOCATION TOTAL</i>               | <b>81</b>  | <b>59</b> | <b>0</b> | <b>67</b>  | <b>51</b> | <b>0</b> | <b>71</b>  | <b>60</b> | <b>0</b> | <b>60</b>  | <b>53</b> | <b>0</b> |
| <i>DEPARTMENT TOTAL</i>                     | <b>140</b> |           |          | <b>118</b> |           |          | <b>131</b> |           |          | <b>113</b> |           |          |

|   |            |           |          |            |           |          |            |           |          |            |           |          |
|---|------------|-----------|----------|------------|-----------|----------|------------|-----------|----------|------------|-----------|----------|
| <b>MECHANICAL DESIGN</b>                  |            |           |          |            |           |          |            |           |          |            |           |          |
| CAD Drafting & Tool Design Technology AAS | 51         |           |          | 48         |           |          | 42         |           |          | 41         |           |          |
| Mechanical Engineering Technology AAS     | 57         |           |          | 68         |           |          | 70         |           |          | 65         |           |          |
| Mechanical Engineering Technology BS      | 28         |           |          | 37         |           |          | 43         |           |          | 46         |           |          |
| Pre-Mechanical Engineering Technology AAS | 5          |           |          | 5          |           |          | 6          |           |          | 6          |           |          |
| Pre-Mechanical Engineering Technology BS  | 6          |           |          | 7          |           |          | 2          |           |          | 4          |           |          |
| Pre-Product Design Engineering BS         | 6          |           |          | 8          |           |          | 7          |           |          | 3          |           |          |
| Product Design Engineering Technology BS  | 25         | 27        |          | 35         | 26        |          | 32         | 15        |          | 32         | 20        |          |
| <i>PROGRAM LOCATION TOTAL</i>             | <b>178</b> | <b>27</b> | <b>0</b> | <b>208</b> | <b>26</b> | <b>0</b> | <b>202</b> | <b>15</b> | <b>0</b> | <b>197</b> | <b>20</b> | <b>0</b> |
| <i>DEPARTMENT TOTAL</i>                   | <b>205</b> |           |          | <b>234</b> |           |          | <b>217</b> |           |          | <b>217</b> |           |          |

|  |            |          |          |            |          |          |            |          |          |            |          |          |
|--|------------|----------|----------|------------|----------|----------|------------|----------|----------|------------|----------|----------|
| <b>PLASTICS &amp; RUBBER</b>           |            |          |          |            |          |          |            |          |          |            |          |          |
| Plastics Engineering Technology BS     | 51         |          |          | 45         |          |          | 37         |          |          | 43         |          |          |
| Plastics Technology AAS                | 56         | 1        |          | 53         | 0        |          | 55         | 0        |          | 49         | 0        |          |
| Pre-Plastics Engineering Technology BS | 5          |          |          | 8          |          |          | 7          |          |          | 7          |          |          |
| Pre-Plastics Technology AAS            | 8          |          |          | 6          |          |          | 5          |          |          | 3          |          |          |
| Pre-Rubber Engineering Technology BS   | 0          |          |          | 2          |          |          | 2          |          |          | 3          |          |          |
| Pre-Rubber Technology AAS              | 1          |          |          | 2          |          |          | 2          |          |          | 2          |          |          |
| Rubber Engineering Technology BS       | 4          |          |          | 3          |          |          | 3          |          |          | 6          |          |          |
| Rubber Technology AAS                  | 12         |          |          | 12         |          |          | 13         |          |          | 5          |          |          |
| <i>PROGRAM LOCATION TOTAL</i>          | <b>137</b> | <b>1</b> | <b>0</b> | <b>131</b> | <b>0</b> | <b>0</b> | <b>124</b> | <b>0</b> | <b>0</b> | <b>118</b> | <b>0</b> | <b>0</b> |
| <i>DEPARTMENT TOTAL</i>                | <b>138</b> |          |          | <b>131</b> |          |          | <b>124</b> |          |          | <b>118</b> |          |          |

ENROLLMENT

FALL ENROLLMENT BY PROGRAM

| ENGINEERING TECHNOLOGY                              | 2007/08      |            |          | 2008/09      |            |          | 2009/10      |            |           | 2010/11      |            |           |
|---|--------------|------------|----------|--------------|------------|----------|--------------|------------|-----------|--------------|------------|-----------|
|   | On           | Off        | OL       | On           | Off        | OL       | On           | Off        | OL        | On           | Off        | OL        |
| <b>PRINTING &amp; IMAGING TECHNOLOGY MANAGEMENT</b> |              |            |          |              |            |          |              |            |           |              |            |           |
| New Media Printing & Publishing BS                  | 10           |            |          | 11           |            |          | 16           |            |           | 13           |            |           |
| Pre-Printing Management AAS                         | 1            |            |          | 0            |            |          | 0            |            |           | 0            |            |           |
| Printing & Digital Graphic Imaging Tech AAS         | 40           |            |          | 31           |            |          | 32           |            |           | 26           |            |           |
| Printing Management BS                              | 19           |            |          | 24           |            |          | 16           |            |           | 15           |            |           |
| <i>PROGRAM LOCATION TOTAL</i>                       | <b>70</b>    | <b>0</b>   | <b>0</b> | <b>66</b>    | <b>0</b>   | <b>0</b> | <b>64</b>    | <b>0</b>   | <b>0</b>  | <b>54</b>    | <b>0</b>   | <b>0</b>  |
| <i>DEPARTMENT TOTAL</i>                             | <b>70</b>    |            |          | <b>66</b>    |            |          | <b>64</b>    |            |           | <b>54</b>    |            |           |
| <b>SURVEYING</b>                                    |              |            |          |              |            |          |              |            |           |              |            |           |
| Pre-Surveying Engineering AAS                       | 2            |            |          | 0            |            |          | 0            |            |           | 0            |            |           |
| Pre-Surveying Technology AAS                        | 3            |            |          | 3            |            |          | 4            |            |           | 2            |            |           |
| Surveying Engineering BS                            | 70           |            |          | 73           |            |          | 68           |            |           | 57           |            |           |
| Surveying Technology AAS                            | 43           |            |          | 31           |            |          | 26           |            |           | 17           |            |           |
| <i>PROGRAM LOCATION TOTAL</i>                       | <b>118</b>   | <b>0</b>   | <b>0</b> | <b>107</b>   | <b>0</b>   | <b>0</b> | <b>98</b>    | <b>0</b>   | <b>0</b>  | <b>76</b>    | <b>0</b>   | <b>0</b>  |
| <i>DEPARTMENT TOTAL</i>                             | <b>118</b>   |            |          | <b>107</b>   |            |          | <b>98</b>    |            |           | <b>76</b>    |            |           |
| <b>WELDING ENGINEERING TECHNOLOGY</b>               |              |            |          |              |            |          |              |            |           |              |            |           |
| Pre-Welding Engineering Technology BS               | 4            |            |          | 7            |            |          | 2            |            |           | 1            |            |           |
| Pre-Welding Technology AAS                          | 4            |            |          | 6            |            |          | 1            |            |           | 7            |            |           |
| Welding Engineering Technology BS                   | 54           |            |          | 54           |            |          | 71           |            |           | 71           |            |           |
| Welding Technology AAS                              | 92           |            |          | 85           |            |          | 94           |            |           | 116          |            |           |
| <i>PROGRAM LOCATION TOTAL</i>                       | <b>154</b>   | <b>0</b>   | <b>0</b> | <b>152</b>   | <b>0</b>   | <b>0</b> | <b>168</b>   | <b>0</b>   | <b>0</b>  | <b>195</b>   | <b>0</b>   | <b>0</b>  |
| <i>DEPARTMENT TOTAL</i>                             | <b>154</b>   |            |          | <b>152</b>   |            |          | <b>168</b>   |            |           | <b>195</b>   |            |           |
| <b>ENGINEERING TECHNOLOGY</b>                       |              |            |          |              |            |          |              |            |           |              |            |           |
| Undeclared Undergraduate                            |              | 13         |          |              | 5          |          |              | 3          | 1         |              |            | 1         |
| <i>PROGRAM LOCATION TOTAL</i>                       | <b>0</b>     | <b>13</b>  | <b>0</b> | <b>0</b>     | <b>5</b>   | <b>0</b> | <b>0</b>     | <b>3</b>   | <b>1</b>  | <b>0</b>     | <b>0</b>   | <b>1</b>  |
| <i>DEPARTMENT TOTAL</i>                             | <b>13</b>    |            |          | <b>5</b>     |            |          | <b>4</b>     |            |           | <b>1</b>     |            |           |
| <i>COLLEGE LOCATION TOTAL</i>                       | <b>2,041</b> | <b>223</b> | <b>0</b> | <b>1,964</b> | <b>196</b> | <b>0</b> | <b>1,834</b> | <b>184</b> | <b>11</b> | <b>1,744</b> | <b>125</b> | <b>89</b> |
| <i>COLLEGE TOTAL</i>                                | <b>2,264</b> |            |          | <b>2,160</b> |            |          | <b>2,029</b> |            |           | <b>1,958</b> |            |           |

Note: Methodology for determining program location changed as of Summer Semester 2009. See page 68 for more details.

Source: Office of Institutional Research & Testing

**FALL ENROLLMENT BY PROGRAM**

| <b>KENDALL</b>                         | <b>2007/08</b> |          |          | <b>2008/09</b> |          |          | <b>2009/10</b> |          |          | <b>2010/11</b> |          |          |
|--|----------------|----------|----------|----------------|----------|----------|----------------|----------|----------|----------------|----------|----------|
|  | Ken            | Off      | OL       | Ken            | Off      | OL       | Ken            | Off      | OL       | Ken            | Off      | OL       |
| <b>DESIGN STUDIES</b>                  |                |          |          |                |          |          |                |          |          |                |          |          |
| Digital Media 2D Animation BFA         | 10             |          |          | 16             |          |          | 24             |          |          | 4              |          |          |
| Digital Media 3D Animation BFA         | 6              |          |          | 20             |          |          | 24             |          |          | 4              |          |          |
| Digital Media BFA                      | 30             |          |          | 13             |          |          | 4              |          |          | 94             |          |          |
| Digital Media Digital Illustration BFA | 26             |          |          | 42             |          |          | 57             |          |          | 27             |          |          |
| Digital Media Interactive Design BFA   | 9              |          |          | 15             |          |          | 15             |          |          | 2              |          |          |
| Digital Media Motion Graphics BFA      | 4              |          |          | 6              |          |          | 12             |          |          | 2              |          |          |
| Furniture Design BFA                   | 36             |          |          | 41             |          |          | 35             |          |          | 34             |          |          |
| Graphic Design BFA                     | 188            |          |          | 214            |          |          | 224            |          |          | 239            |          |          |
| Illustration BFA                       | 118            |          |          | 121            |          |          | 170            |          |          | 206            |          |          |
| Illustration-Digital Media BFA         | 15             |          |          | 4              |          |          | 1              |          |          | 0              |          |          |
| Industrial Design BFA                  | 66             |          |          | 70             |          |          | 80             |          |          | 75             |          |          |
| Interior Design AFA                    | 0              |          |          | 1              |          |          | 1              |          |          | 0              |          |          |
| Interior Design BFA                    | 192            |          |          | 199            |          |          | 180            |          |          | 163            |          |          |
| Metals/Jewelry Design BFA              | 0              |          |          | 23             |          |          | 22             |          |          | 16             |          |          |
| Visual Communication & Multi-Media BFA | 1              |          |          | 0              |          |          | 0              |          |          | 0              |          |          |
| <b>PROGRAM LOCATION TOTAL</b>          | <b>701</b>     | <b>0</b> | <b>0</b> | <b>785</b>     | <b>0</b> | <b>0</b> | <b>849</b>     | <b>0</b> | <b>0</b> | <b>866</b>     | <b>0</b> | <b>0</b> |
| <b>DEPARTMENT TOTAL</b>                | <b>701</b>     |          |          | <b>785</b>     |          |          | <b>849</b>     |          |          | <b>866</b>     |          |          |

|                               |            |          |          |            |          |          |            |          |          |            |          |          |
|-------------------------------|------------|----------|----------|------------|----------|----------|------------|----------|----------|------------|----------|----------|
| <b>FINE ARTS/FOUNDATION</b>   |            |          |          |            |          |          |            |          |          |            |          |          |
| Art Education BFA             |            |          |          |            |          |          | 71         |          |          | 70         |          |          |
| Art Education CERT            |            |          |          |            |          |          | 2          |          |          | 0          |          |          |
| Drawing BFA                   |            |          |          |            |          |          | 19         |          |          | 40         |          |          |
| Fashion Studies BFA           |            |          |          |            |          |          |            |          |          | 1          |          |          |
| Fine Arts Drawing BFA         | 18         |          |          | 22         |          |          | 9          |          |          | 0          |          |          |
| Fine Arts Drawing MFA         | 6          |          |          | 6          |          |          | 10         |          |          | 9          |          |          |
| Fine Arts Painting BFA        | 8          |          |          | 9          |          |          | 10         |          |          | 5          |          |          |
| Fine Arts Painting MFA        | 21         |          |          | 23         |          |          | 21         |          |          | 19         |          |          |
| Fine Arts Photography BFA     | 5          |          |          | 1          |          |          | 3          |          |          | 1          |          |          |
| Fine Arts Photography MFA     | 7          |          |          | 5          |          |          | 4          |          |          | 6          |          |          |
| Fine Arts Printmaking BFA     | 7          |          |          | 12         |          |          | 12         |          |          | 15         |          |          |
| Fine Arts Printmaking MFA     | 2          |          |          | 2          |          |          | 3          |          |          | 2          |          |          |
| Fine Arts Sculpture BFA       | 2          |          |          | 2          |          |          | 1          |          |          | 1          |          |          |
| Fine Arts Undecided BFA       | 19         |          |          | 12         |          |          | 7          |          |          | 0          |          |          |
| Fine Arts Woodwork BFA        | 2          |          |          | 3          |          |          | 1          |          |          | 0          |          |          |
| Metals/Jewelry Design BFA     | 21         |          |          | 0          |          |          | 0          |          |          | 0          |          |          |
| Painting BFA                  | 39         |          |          | 35         |          |          | 46         |          |          | 48         |          |          |
| Photography BFA               | 59         |          |          | 77         |          |          | 88         |          |          | 94         |          |          |
| Sculpture/Functional Art BFA  | 16         |          |          | 23         |          |          | 27         |          |          | 22         |          |          |
| <b>PROGRAM LOCATION TOTAL</b> | <b>232</b> | <b>0</b> | <b>0</b> | <b>232</b> | <b>0</b> | <b>0</b> | <b>334</b> | <b>0</b> | <b>0</b> | <b>333</b> | <b>0</b> | <b>0</b> |
| <b>DEPARTMENT TOTAL</b>       | <b>232</b> |          |          | <b>232</b> |          |          | <b>334</b> |          |          | <b>333</b> |          |          |

ENROLLMENT

FALL ENROLLMENT BY PROGRAM

| KENDALL                            | 2007/08      |          |          | 2008/09      |          |          | 2009/10      |          |          | 2010/11      |          |          |
|------------------------------------|--------------|----------|----------|--------------|----------|----------|--------------|----------|----------|--------------|----------|----------|
|                                    | Ken          | Off      | OL       | Ken          | Off      | OL       | Ken          | Off      | OL       | Ken          | Off      | OL       |
| <b>LIBERAL ARTS &amp; SCIENCES</b> |              |          |          |              |          |          |              |          |          |              |          |          |
| Art Education BFA                  | 67           |          |          | 76           |          |          | 0            |          |          | 0            |          |          |
| Art Education CERT                 | 3            |          |          | 1            |          |          | 0            |          |          | 0            |          |          |
| Art History BS                     | 21           |          |          | 23           |          |          | 19           |          |          | 19           |          |          |
| Master of Art Education            | 0            |          |          | 16           |          |          | 15           |          |          | 8            |          |          |
| <i>PROGRAM LOCATION TOTAL</i>      | <b>91</b>    | <b>0</b> | <b>0</b> | <b>116</b>   | <b>0</b> | <b>0</b> | <b>34</b>    | <b>0</b> | <b>0</b> | <b>27</b>    | <b>0</b> | <b>0</b> |
| <i>DEPARTMENT TOTAL</i>            | <b>91</b>    |          |          | <b>116</b>   |          |          | <b>34</b>    |          |          | <b>27</b>    |          |          |
| <b>KENDALL</b>                     |              |          |          |              |          |          |              |          |          |              |          |          |
| Fast Track                         | 112          |          |          | 155          |          |          | 130          |          |          | 177          |          |          |
| Non-Degree Special Program         | 9            |          |          | 10           |          |          | 10           |          |          | 3            |          |          |
| Undecided BFA                      | 35           |          |          | 54           |          |          | 28           |          |          | 13           |          |          |
| <i>PROGRAM LOCATION TOTAL</i>      | <b>156</b>   | <b>0</b> | <b>0</b> | <b>219</b>   | <b>0</b> | <b>0</b> | <b>168</b>   | <b>0</b> | <b>0</b> | <b>193</b>   | <b>0</b> | <b>0</b> |
| <i>DEPARTMENT TOTAL</i>            | <b>156</b>   |          |          | <b>219</b>   |          |          | <b>168</b>   |          |          | <b>193</b>   |          |          |
| <i>COLLEGE LOCATION TOTAL</i>      | <b>1,180</b> | <b>0</b> | <b>0</b> | <b>1,352</b> | <b>0</b> | <b>0</b> | <b>1,385</b> | <b>0</b> | <b>0</b> | <b>1,419</b> | <b>0</b> | <b>0</b> |
| <i>COLLEGE TOTAL</i>               | <b>1,180</b> |          |          | <b>1,352</b> |          |          | <b>1,385</b> |          |          | <b>1,419</b> |          |          |

Note: Methodology for determining program location changed as of Summer Semester 2009. See page 68 for more details.

Source: Office of Institutional Research & Testing



**FALL ENROLLMENT BY PROGRAM**

| OPTOMETRY                     | 2007/08    |          |          | 2008/09    |          |          | 2009/10    |          |          | 2010/11    |          |          |
|-------------------------------|------------|----------|----------|------------|----------|----------|------------|----------|----------|------------|----------|----------|
|                               | On         | Off      | OL       | On         | Off      | OL       | On         | Off      | OL       | On         | Off      | OL       |
| <b>OPTOMETRY</b>              |            |          |          |            |          |          |            |          |          |            |          |          |
| Optometry OD                  | 138        |          |          | 146        |          |          | 146        |          |          | 143        |          |          |
| <i>PROGRAM LOCATION TOTAL</i> | <b>138</b> | <b>0</b> | <b>0</b> | <b>146</b> | <b>0</b> | <b>0</b> | <b>146</b> | <b>0</b> | <b>0</b> | <b>143</b> | <b>0</b> | <b>0</b> |
| <i>DEPARTMENT TOTAL</i>       | <b>138</b> |          |          | <b>146</b> |          |          | <b>146</b> |          |          | <b>143</b> |          |          |
| <i>COLLEGE LOCATION TOTAL</i> |            |          |          |            |          |          |            |          |          |            |          |          |
|                               | <b>138</b> | <b>0</b> | <b>0</b> | <b>146</b> | <b>0</b> | <b>0</b> | <b>146</b> | <b>0</b> | <b>0</b> | <b>143</b> | <b>0</b> | <b>0</b> |
| <i>COLLEGE TOTAL</i>          | <b>138</b> |          |          | <b>146</b> |          |          | <b>146</b> |          |          | <b>143</b> |          |          |

**FALL ENROLLMENT BY PROGRAM**

| PHARMACY                      | 2007/08    |          |          | 2008/09    |          |          | 2009/10    |          |          | 2010/11    |          |          |
|-------------------------------|------------|----------|----------|------------|----------|----------|------------|----------|----------|------------|----------|----------|
|                               | On         | Off      | OL       | On         | Off      | OL       | On         | Off      | OL       | On         | Off      | OL       |
| <b>PHARMACY</b>               |            |          |          |            |          |          |            |          |          |            |          |          |
| Pharmacy PD                   | 542        |          |          | 546        |          |          | 557        |          |          | 529        |          |          |
| <i>PROGRAM LOCATION TOTAL</i> | <b>542</b> | <b>0</b> | <b>0</b> | <b>546</b> | <b>0</b> | <b>0</b> | <b>557</b> | <b>0</b> | <b>0</b> | <b>529</b> | <b>0</b> | <b>0</b> |
| <i>DEPARTMENT TOTAL</i>       | <b>542</b> |          |          | <b>546</b> |          |          | <b>557</b> |          |          | <b>529</b> |          |          |
| <i>COLLEGE LOCATION TOTAL</i> |            |          |          |            |          |          |            |          |          |            |          |          |
|                               | <b>542</b> | <b>0</b> | <b>0</b> | <b>546</b> | <b>0</b> | <b>0</b> | <b>557</b> | <b>0</b> | <b>0</b> | <b>529</b> | <b>0</b> | <b>0</b> |
| <i>COLLEGE TOTAL</i>          | <b>542</b> |          |          | <b>546</b> |          |          | <b>557</b> |          |          | <b>529</b> |          |          |

**FALL ENROLLMENT BY PROGRAM**

| PROFESSIONAL & TECHNOLOGICAL STUDIES                       | 2007/08    |            |          | 2008/09    |            |          | 2009/10    |            |          | 2010/11    |            |          |
|--|------------|------------|----------|------------|------------|----------|------------|------------|----------|------------|------------|----------|
|  | On         | Off        | OL       | On         | Off        | OL       | On         | Off        | OL       | On         | Off        | OL       |
| <b>COLLEGE OF PROFESSIONAL &amp; TECHNOLOGICAL STUDIES</b> |            |            |          |            |            |          |            |            |          |            |            |          |
| Digital Animation & Game Design BAS                        |            | 141        |          |            | 147        |          |            | 134        |          |            | 28         | 169      |
| Community College Leadership EDD                           |            |            |          |            |            |          |            |            |          |            |            |          |
| Digital Media Software Engineering BAS                     |            | 0          |          |            | 10         |          |            | 11         |          |            |            | 16       |
| Fast Track   |            | 43         |          |            | 1          |          |            | 4          |          |            |            | 32       |
| Industrial Technology & Mgmt BAS                           |            | 69         |          |            | 65         |          |            | 74         |          |            |            | 77       |
| Undeclared   |            | 3          |          |            | 0          |          |            | 2          |          |            |            | 0        |
| <i>PROGRAM LOCATION TOTAL</i>                              | <b>0</b>   | <b>256</b> | <b>0</b> | <b>0</b>   | <b>223</b> | <b>0</b> | <b>0</b>   | <b>225</b> | <b>0</b> | <b>28</b>  | <b>294</b> | <b>0</b> |
| <i>DEPARTMENT TOTAL</i>                                    | <b>256</b> |            |          | <b>223</b> |            |          | <b>225</b> |            |          | <b>322</b> |            |          |
| <i>COLLEGE LOCATION TOTAL</i>                              |            |            |          |            |            |          |            |            |          |            |            |          |
|  | <b>0</b>   | <b>256</b> | <b>0</b> | <b>0</b>   | <b>223</b> | <b>0</b> | <b>0</b>   | <b>225</b> | <b>0</b> | <b>28</b>  | <b>294</b> | <b>0</b> |
| <i>COLLEGE TOTAL</i>                                       | <b>256</b> |            |          | <b>223</b> |            |          | <b>225</b> |            |          | <b>322</b> |            |          |

Note: Methodology for determining program location changed as of Summer Semester 2009. See page 68 for more details.

Source: Office of Institutional Research & Testing

ENROLLMENT

**FALL ENROLLMENT BY PROGRAM**

| UNIVERSITY COLLEGE                            | 2007/08    |          |          | 2008/09    |           |          | 2009/10    |           |          | 2010/11    |          |          |
|---|------------|----------|----------|------------|-----------|----------|------------|-----------|----------|------------|----------|----------|
|   | On         | Off      | OL       | On         | Off       | OL       | On         | Off       | OL       | On         | Off      | OL       |
| <b>DEVELOPMENTAL PROGRAM &amp; CURRICULUM</b> |            |          |          |            |           |          |            |           |          |            |          |          |
| Career Exploration AA                         | 92         |          |          | 85         |           |          | 65         |           |          | 63         |          |          |
| Directed Studies AA                           | 35         |          |          | 51         |           |          | 48         |           |          | 41         |          |          |
| General Studies AA                            | 270        |          |          | 288        |           |          | 281        |           |          | 297        |          |          |
| University College Program AA                 | 71         |          |          | 73         |           |          | 83         |           |          | 68         |          |          |
| <i>PROGRAM LOCATION TOTAL</i>                 | <b>468</b> | <b>0</b> | <b>0</b> | <b>497</b> | <b>0</b>  | <b>0</b> | <b>477</b> | <b>0</b>  | <b>0</b> | <b>469</b> | <b>0</b> | <b>0</b> |
| <i>DEPARTMENT TOTAL</i>                       | <b>468</b> |          |          | <b>497</b> |           |          | <b>477</b> |           |          | <b>469</b> |          |          |
| <b>UNIVERSITY COLLEGE</b>                     |            |          |          |            |           |          |            |           |          |            |          |          |
| Intensive English Language Program            | 0          |          |          | 0          |           |          | 0          |           |          | 8          |          |          |
| Non-Degree Undergraduate                      | 62         |          |          | 51         | 13        |          | 58         | 12        |          | 52         | 0        |          |
| Undeclared Undergraduate                      | 3          |          |          | 0          | 1         |          | 0          | 0         |          | 0          | 0        |          |
| <i>PROGRAM LOCATION TOTAL</i>                 | <b>65</b>  | <b>0</b> | <b>0</b> | <b>51</b>  | <b>14</b> | <b>0</b> | <b>58</b>  | <b>12</b> | <b>0</b> | <b>60</b>  | <b>0</b> | <b>0</b> |
| <i>DEPARTMENT TOTAL</i>                       | <b>65</b>  |          |          | <b>65</b>  |           |          | <b>70</b>  |           |          | <b>60</b>  |          |          |
| <i>COLLEGE LOCATION TOTAL</i>                 | <b>533</b> | <b>0</b> | <b>0</b> | <b>548</b> | <b>14</b> | <b>0</b> | <b>535</b> | <b>12</b> | <b>0</b> | <b>529</b> | <b>0</b> | <b>0</b> |
| <i>COLLEGE TOTAL</i>                          | <b>533</b> |          |          | <b>562</b> |           |          | <b>547</b> |           |          | <b>529</b> |          |          |

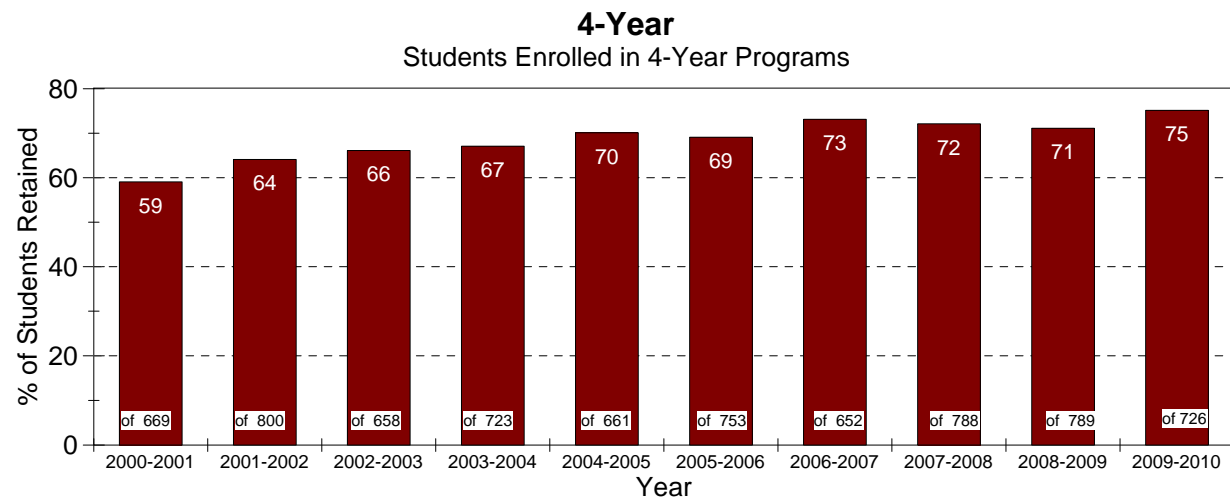
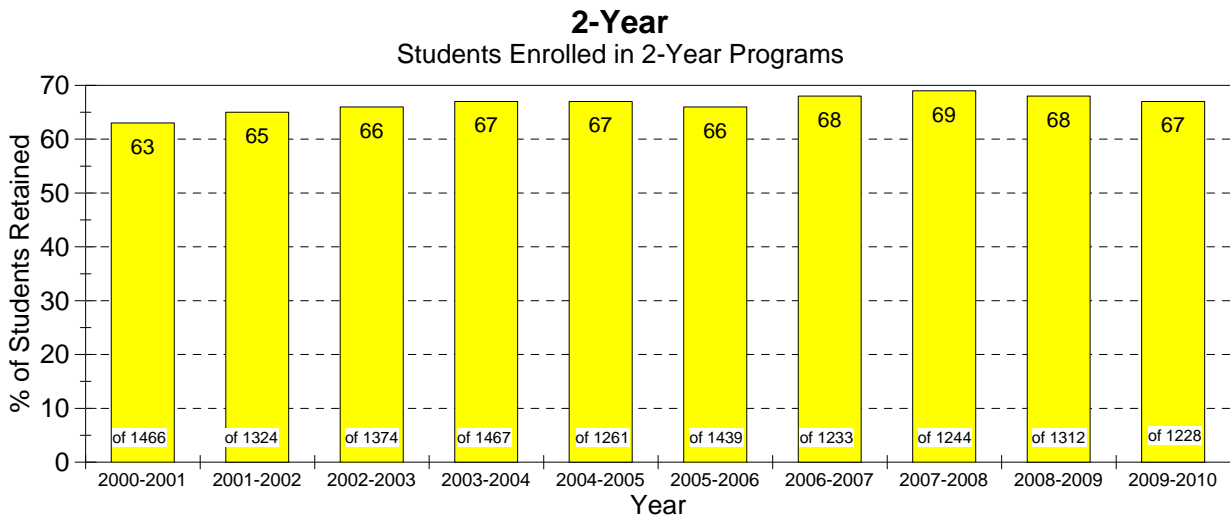
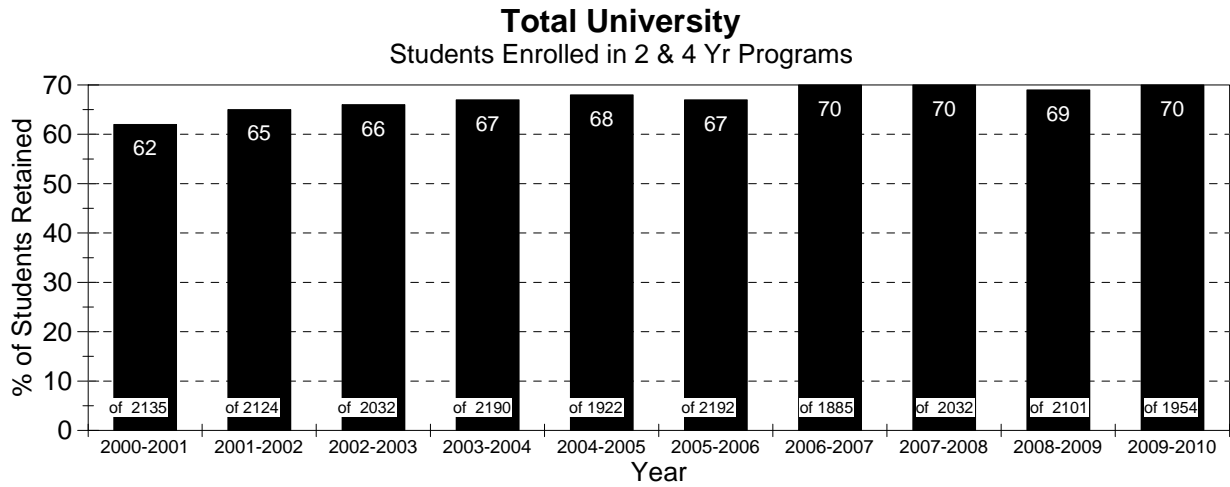
Note: Methodology for determining program location changed as of Summer Semester 2009. See page 68 for more details.

Source: Office of Institutional Research & Testing

NOTE: As of Summer Semester 2009 programs are not only coded as On & Off Campus, but also as On-Line. Additionally, students with a site code of "MB" are now included in the On Campus Programs, they had previously been counted with the Off Campus Programs

# Ferris State University

## Fall to Fall First-Year Student Retention Rates (Full-Time FTIACS)



Source: Office of Institutional Research and Testing

**GRADUATION RATES**  
**Percent of Full-Time FTIAC (First Time in Any College) Students**  
**Graduating Within 2 to 6 Years**

**All Two and Four Year Degree Programs**

| <u>Entering Term</u> | <u># of FTIAC's</u> | <u>2 Yr Grad Rate %</u> | <u>3 Yr Grad Rate %</u> | <u>4 Yr Grad Rate %</u> | <u>5 Yr Grad Rate %</u> | <u>6 Yr Grad Rate %</u> |
|----------------------|---------------------|-------------------------|-------------------------|-------------------------|-------------------------|-------------------------|
| 2000                 | 2133                | 8                       | 17                      | 27                      | 37                      | 42                      |
| 2001                 | 2124                | 8                       | 17                      | 29                      | 40                      | 45                      |
| 2002                 | 2032                | 8                       | 16                      | 30                      | 41                      | 46                      |
| 2003                 | 2190                | 8                       | 18                      | 31                      | 44                      | 49                      |
| 2004                 | 1922                | 9                       | 19                      | 34                      | 46                      | 51                      |
| 2005                 | 2192                | 6                       | 14                      | 28                      | 42                      |                         |
| 2006                 | 1895                | 7                       | 15                      | 31                      |                         |                         |
| 2007                 | 2032                | 6                       | 14                      |                         |                         |                         |
| 2008                 | 2101                | 6                       |                         |                         |                         |                         |

**Two Year Degree Programs**

| <u>Entering Term</u> | <u># of FTIAC's</u> | <u>2 Yr Grad Rate %</u> | <u>3 Yr Grad Rate %</u> | <u>4 Yr Grad Rate %</u> | <u>5 Yr Grad Rate %</u> | <u>6 Yr Grad Rate %</u> |
|----------------------|---------------------|-------------------------|-------------------------|-------------------------|-------------------------|-------------------------|
| 2000                 | 1465                | 11                      | 23                      | 31                      | 39                      | 43                      |
| 2001                 | 1324                | 12                      | 24                      | 34                      | 42                      | 47                      |
| 2002                 | 1374                | 12                      | 22                      | 32                      | 40                      | 46                      |
| 2003                 | 1467                | 11                      | 24                      | 34                      | 44                      | 49                      |
| 2004                 | 1261                | 13                      | 25                      | 38                      | 45                      | 51                      |
| 2005                 | 1439                | 9                       | 19                      | 32                      | 42                      |                         |
| 2006                 | 1239                | 9                       | 19                      | 32                      |                         |                         |
| 2007                 | 1244                | 10                      | 19                      |                         |                         |                         |
| 2008                 | 1312                | 9                       |                         |                         |                         |                         |

**Four Year Degree Programs**

| <u>Entering Term</u> | <u># of FTIAC's</u> | <u>2 Yr Grad Rate %</u> | <u>3 Yr Grad Rate %</u> | <u>4 Yr Grad Rate %</u> | <u>5 Yr Grad Rate %</u> | <u>6 Yr Grad Rate %</u> |
|----------------------|---------------------|-------------------------|-------------------------|-------------------------|-------------------------|-------------------------|
| 2000                 | 668                 | 2                       | 4                       | 19                      | 33                      | 38                      |
| 2001                 | 800                 | 1                       | 5                       | 21                      | 36                      | 41                      |
| 2002                 | 658                 | 0                       | 3                       | 25                      | 42                      | 46                      |
| 2003                 | 723                 | 1                       | 6                       | 23                      | 44                      | 49                      |
| 2004                 | 661                 | 2                       | 7                       | 26                      | 46                      | 51                      |
| 2005                 | 753                 | 2                       | 6                       | 22                      | 40                      |                         |
| 2006                 | 652                 | 2                       | 7                       | 29                      |                         |                         |
| 2007                 | 788                 | 1                       | 6                       |                         |                         |                         |
| 2008                 | 789                 | 1                       |                         |                         |                         |                         |

Source: Office of Institutional Research

**PERCENT OF FTIAC FALL TO FALL RETENTION**

|                                     | <u>Fall</u><br><u>03-04</u> | <u>Fall</u><br><u>04-05</u> | <u>Fall</u><br><u>05-06</u> | <u>Fall</u><br><u>06-07</u> | <u>Fall</u><br><u>07-08</u> | <u>Fall</u><br><u>08-09</u> | <u>Fall</u><br><u>09-10</u> |
|-------------------------------------|-----------------------------|-----------------------------|-----------------------------|-----------------------------|-----------------------------|-----------------------------|-----------------------------|
| <b>Full-Time Bachelor Students</b>  | 67%                         | 70%                         | 69%                         | 73%                         | 72%                         | 71%                         | 75%                         |
| <b>Full-Time Associate Students</b> | 67%                         | 67%                         | 66%                         | 68%                         | 69%                         | 68%                         | 67%                         |
| <b>Total Students</b>               | 67%                         | 68%                         | 67%                         | 70%                         | 70%                         | 69%                         | 70%                         |

**Average HSGPA & ACT SCORES  
FTIAC Students (First Time In Any College)  
2004 to 2010**

|                                  | <u>2004</u> | <u>2005</u> | <u>2006</u> | <u>2007</u> | <u>2008</u> | <u>2009</u> | <u>2010</u> |
|----------------------------------|-------------|-------------|-------------|-------------|-------------|-------------|-------------|
| <b><u>High School G.P.A.</u></b> | 3.14        | 3.13        | 3.18        | 3.17        | 3.17        | 3.21        | 3.19        |
| <b><u>ACT</u></b>                |             |             |             |             |             |             |             |
| Composite:                       | 20.8        | 20.9        | 21.3        | 21.4        | 21.3        | 21.1        | 21.4        |
| English:                         | 19.6        | 19.8        | 20.2        | 20.4        | 20.5        | 20.5        | 20.6        |
| Math:                            | 20.9        | 20.7        | 21.3        | 21.3        | 21.2        | 20.9        | 21.3        |
| Reading:                         | 21.1        | 21.1        | 21.6        | 21.9        | 21.8        | 21.6        | 21.8        |
| Science Reasoning:               | 21.4        | 21.5        | 22.1        | 22.2        | 22.2        | 21.8        | 22.1        |

**Average # of Credits Taken by Full-Time (12+ credits) Students By Class Level  
Summer 2007 thru Fall 2010**

|                         | <u>Summer</u><br><u>2007</u> | <u>Fall</u><br><u>2007</u> | <u>Spring</u><br><u>2008</u> | <u>Summer</u><br><u>2008</u> | <u>Fall</u><br><u>2008</u> | <u>Spring</u><br><u>2009</u> | <u>Summer</u><br><u>2009</u> | <u>Fall</u><br><u>2009</u> | <u>Spring</u><br><u>2010</u> | <u>Summer</u><br><u>2010</u> | <u>Fall</u><br><u>2010</u> |
|-------------------------|------------------------------|----------------------------|------------------------------|------------------------------|----------------------------|------------------------------|------------------------------|----------------------------|------------------------------|------------------------------|----------------------------|
| <b>Freshman</b>         | 13.42                        | 14.36                      | 14.15                        | 12.70                        | 14.23                      | 14.06                        | 12.91                        | 14.05                      | 13.92                        | 12.83                        | 13.96                      |
| <b>Sophomore</b>        | 13.09                        | 14.16                      | 14.08                        | 13.26                        | 14.08                      | 14.04                        | 13.11                        | 13.99                      | 13.89                        | 12.78                        | 13.88                      |
| <b>Junior</b>           | 13.24                        | 14.18                      | 14.08                        | 13.45                        | 14.12                      | 13.95                        | 13.33                        | 14.04                      | 13.84                        | 13.28                        | 13.90                      |
| <b>Senior</b>           | 13.69                        | 14.26                      | 14.14                        | 13.46                        | 14.30                      | 14.16                        | 14.14                        | 14.06                      | 13.94                        | 13.71                        | 14.00                      |
| <b>Graduate</b>         | 12.93                        | 12.64                      | 12.98                        | 12.75                        | 12.10                      | 12.57                        | 12.00                        | 12.81                      | 12.36                        | -                            | 12.05                      |
| <b>1st Professional</b> | 14.08                        | 16.99                      | 16.93                        | 15.58                        | 16.85                      | 16.79                        | 15.44                        | 16.48                      | 16.87                        | 15.56                        | 16.99                      |
| <b>Total Avg</b>        | <b>13.60</b>                 | <b>14.43</b>               | <b>14.32</b>                 | <b>14.46</b>                 | <b>14.36</b>               | <b>14.26</b>                 | <b>14.26</b>                 | <b>14.20</b>               | <b>14.11</b>                 | <b>13.97</b>                 | <b>14.13</b>               |
| <b>Undergrad Avg</b>    | 13.50                        | 14.25                      | 14.11                        | 13.98                        | 14.37                      | 14.06                        | 13.76                        | 14.04                      | 13.90                        | 13.55                        | 14.14                      |

Source: Office of Institutional Research & Testing

ENROLLMENT

STUDENT CREDIT HOURS BY COLLEGE

| College   | Fall 2007      | Fall 2008      | Fall 2009*     | Fall 2010      |
|---|----------------|----------------|----------------|----------------|
| <b>Allied Health Sciences</b>                   | <b>12,535</b>  | <b>14,617</b>  | <b>15,986</b>  | <b>16,812</b>  |
| On-Campus                                       | 8,218          | 9,365          | 9,989          | 9,607          |
| Off-Campus                                      | 4,317          | 5,252          | 1,740          | 2,352          |
| Internet  | N/A            | N/A            | 4,257          | 4,853          |
| <b>Arts &amp; Sciences</b>                      | <b>62,124</b>  | <b>61,554</b>  | <b>60,797</b>  | <b>61,801</b>  |
| On-Campus                                       | 60,267         | 58,988         | 57,638         | 57,162         |
| Off-Campus                                      | 1,857          | 2,566          | 1,066          | 1,416          |
| Internet  | N/A            | N/A            | 2,093          | 3,223          |
| <b>Business</b>                                 | <b>23,872</b>  | <b>24,555</b>  | <b>25,144</b>  | <b>25,140</b>  |
| On-Campus                                       | 20,578         | 20,898         | 21,288         | 20,529         |
| Off-Campus                                      | 3,294          | 3,657          | 1,932          | 2,136          |
| Internet  | N/A            | N/A            | 1,924          | 2,475          |
| <b>Education &amp; Human Services</b>           | <b>12,517</b>  | <b>12,669</b>  | <b>13,033</b>  | <b>14,006</b>  |
| On-Campus                                       | 7,585          | 7,699          | 7,223          | 7,628          |
| Off-Campus                                      | 4,932          | 4,970          | 4,779          | 5,970          |
| Internet  | N/A            | N/A            | 1,031          | 408            |
| <b>Engineering Technology</b>                   | <b>19,307</b>  | <b>18,192</b>  | <b>17,293</b>  | <b>16,778</b>  |
| On-Campus                                       | 18,063         | 17,066         | 16,206         | 15,634         |
| Off-Campus                                      | 1,244          | 1,126          | 754            | 833            |
| Internet  | N/A            | N/A            | 333            | 311            |
| <b>Kendall College Of Art &amp; Design</b>      | <b>12,845</b>  | <b>14,619</b>  | <b>14,986</b>  | <b>14,959</b>  |
| Kendall   | 12,845         | 14,619         | 14,986         | 14,959         |
| <b>Michigan College Of Optometry</b>            | <b>2,572</b>   | <b>2,625</b>   | <b>2,605</b>   | <b>2,588</b>   |
| On-Campus                                       | 2,543          | 2,590          | 2,567          | 2,555          |
| Off-Campus                                      | 29             | 35             | 0              | 0              |
| Internet  | N/A            | N/A            | 38             | 33             |
| <b>Pharmacy</b>                                 | <b>7,815</b>   | <b>7,994</b>   | <b>8,500</b>   | <b>8,676</b>   |
| On-Campus                                       | 7,815          | 7,994          | 8,500          | 8,674          |
| Internet  | N/A            | N/A            | N/A            | 2              |
| <b>Professional &amp; Technological Studies</b> | <b>1,468</b>   | <b>1,536</b>   | <b>1,363</b>   | <b>1,971</b>   |
| On-Campus                                       | N/A            | N/A            | N/A            | 124            |
| Off-Campus                                      | 1,468          | 1,536          | 1,363          | 1,847          |
| <b>University College</b>                       | <b>3,738</b>   | <b>3,825</b>   | <b>3,819</b>   | <b>3,952</b>   |
| On-Campus                                       | 3,565          | 3,733          | 3,754          | 3,952          |
| Off-Campus                                      | 173            | 92             | 65             | 0              |
| <b>University Total</b>                         | <b>158,793</b> | <b>162,186</b> | <b>163,526</b> | <b>166,683</b> |
| On-Campus                                       | 141,479        | 142,952        | 127,165        | 125,865        |
| Off-Campus                                      | 17,314         | 19,234         | 11,699         | 14,554         |
| Internet  | N/A            | N/A            | 9,676          | 11,305         |
| Kendall   | N/A            | N/A            | 14,986         | 14,959         |

\* Beginning Summer 2009 SCH's are also identified as Internet.

Note: SCH based on course section

Source: Office of Institutional Research and Testing

**TRANSFER IN STUDENTS**  
**STUDENTS WHO TRANSFERRED TO FERRIS STATE UNIVERSITY**  
**FROM MICHIGAN COMMUNITY COLLEGES & PUBLIC UNIVERSITIES**  
**Summer 2009, Fall 2009, Spring 2010**

**COMMUNITY COLLEGES**

|                                    |     |
|------------------------------------|-----|
| Alpena Community College           | 41  |
| Bay De Noc Community College       | 16  |
| Delta College                      | 141 |
| Glen Oaks Community College        | 6   |
| Grand Rapids Community College     | 422 |
| Henry Ford Community College       | 18  |
| Jackson Community College          | 19  |
| Kalamazoo Valley Community College | 45  |
| Kellogg Community College          | 16  |
| Kirtland Community College         | 17  |
| Lake Michigan College              | 22  |
| Lansing Community College          | 140 |
| Macomb Community College           | 51  |
| Mid-Michigan Community College     | 44  |
| Monroe County Community College    | 2   |
| Montcalm Community College         | 46  |
| Mott Community College             | 109 |
| Muskegon Community College         | 98  |
| North Central Michigan College     | 30  |
| Northwestern Michigan College      | 106 |
| Oakland Community College          | 47  |
| Schoolcraft College                | 29  |
| Southwestern Michigan College      | 21  |
| St. Clair County Community College | 47  |
| Washtenaw Community College        | 22  |
| Wayne County Community College     | 12  |
| West Shore Community College       | 39  |

**UNIVERSITIES**

|                                    |     |
|------------------------------------|-----|
| Central Michigan University        | 96  |
| Eastern Michigan University        | 32  |
| Grand Valley State University      | 103 |
| Lake Superior State University     | 20  |
| Michigan State University          | 47  |
| Michigan Technological University  | 15  |
| Northern Michigan University       | 17  |
| Oakland University                 | 16  |
| Saginaw Valley State University    | 19  |
| University of Michigan - Ann Arbor | 12  |
| University of Michigan - Dearborn  | 3   |
| University of Michigan - Flint     | 12  |
| Wayne State University             | 7   |
| Western Michigan University        | 41  |

**TRANSFERS FROM COMMUNITY COLLEGES      1606**

**TRANSFERS FROM UNIVERSITIES              440**

**TOTAL TRANSFERS TO FERRIS STATE          2046**

Source: National Student Clearinghouse

## ENROLLMENT

### **TRANSFER OUT STUDENTS STUDENTS WHO TRANSFERRED FROM FERRIS STATE UNIVERSITY TO OTHER COLLEGES & UNIVERSITIES PARTICIPATING IN THE NSC DATA SYSTEM Summer 2009, Fall 2009, Spring 2010**

|  |     |                                    |             |
|--|-----|------------------------------------|-------------|
| Alabama State University   | 3   | Mid-Michigan Community College     | 26          |
| Alpena Community College   | 4   | Monroe County Community College    | 3           |
| Aquinas College  | 9   | Montcalm Community College         | 16          |
| Ashford University   | 5   | Mott Community College             | 38          |
| Ball State University  | 4   | Muskegon Community College         | 28          |
| Bay De Noc Community College   | 8   | North Central Michigan College     | 20          |
| Bowling Green State University   | 4   | Northern Michigan University       | 9           |
| Calvin College   | 5   | Northwestern Michigan College      | 49          |
| Central Michigan University  | 62  | Northwood University               | 4           |
| College For Creative Studies   | 14  | Nova Southeastern University       | 4           |
| College Of Dupage  | 4   | Oakland Community College          | 27          |
| Columbia College Chicago   | 9   | Oakland University                 | 20          |
| Cornerstone University   | 4   | Oakton Community College           | 5           |
| Davenport University   | 18  | Saginaw Valley State University    | 19          |
| Delta College  | 27  | Schoolcraft College                | 12          |
| Eastern Michigan University  | 23  | Siena Heights University           | 4           |
| Grand Rapids Community College   | 153 | Spring Arbor University            | 4           |
| Grand Valley State University  | 55  | St. Ambrose University             | 3           |
| Henry Ford Community College   | 9   | St. Clair County Community College | 7           |
| Hope College   | 4   | Thomas M Cooley Law School         | 5           |
| Indiana University Bloomington   | 4   | Trine University                   | 3           |
| Jackson Community College  | 7   | University of Detroit Mercy        | 4           |
| Kellogg Community College  | 11  | University Of Michigan, Central    | 17          |
| Kent State University  | 3   | University Of Michigan, Flint      | 17          |
| Kirtland Community College   | 3   | University Of Phoenix              | 15          |
| Lake Michigan College  | 7   | Walden University                  | 5           |
| Lake Superior State University   | 5   | Washtenaw Community College        | 18          |
| Lansing Community College  | 66  | Wayne County Community College     | 21          |
| Lawrence Technological University  | 6   | Wayne State University             | 26          |
| Macomb Community College   | 34  | West Shore Community College       | 15          |
| Michigan State University  | 28  | Western Michigan University        | 54          |
| Michigan Technological University  | 4   |                                    |             |
| <b>TOTAL TRANSFERS TO INSTITUTIONS (THREE OR MORE TRANSFERS ENROLLED) - LISTED ABOVE</b>       |     |                                    | <b>1100</b> |
| <b>TOTAL TRANSFERS TO INSTITUTIONS (LESS THAN THREE TRANSFERS ENROLLED) - NOT LISTED ABOVE</b> |     |                                    | <b>174</b>  |
| <b>TOTAL TRANSFERS FROM FERRIS STATE</b>   |     |                                    | <b>1274</b> |

Source: National Student Clearinghouse



## ENROLLMENT SUMMARY OF STUDENTS BY AGE FALL 2010

### Full-Time Students

| Age          | <u>Undergraduate</u> |              | <u>Graduate</u> |           | <u>First Professional</u> |            |
|--------------|----------------------|--------------|-----------------|-----------|---------------------------|------------|
|              | Men                  | Women        | Men             | Women     | Men                       | Women      |
| Under 18     | 23                   | 39           | 0               | 0         | 0                         | 0          |
| 18-19        | 1,484                | 1,609        | 0               | 0         | 0                         | 3          |
| 20-21        | 1,609                | 1,481        | 0               | 2         | 71                        | 85         |
| 22-24        | 1,246                | 896          | 21              | 21        | 156                       | 180        |
| 25-29        | 450                  | 282          | 12              | 12        | 60                        | 58         |
| 30-34        | 130                  | 102          | 6               | 7         | 16                        | 10         |
| 35-39        | 63                   | 79           | 4               | 2         | 5                         | 4          |
| 40-49        | 65                   | 107          | 3               | 5         | 6                         | 2          |
| 50-64        | 25                   | 38           | 2               | 0         | 0                         | 1          |
| 65 & over    | 0                    | 0            | 0               | 0         | 0                         | 0          |
| <b>Total</b> | <b>5,095</b>         | <b>4,633</b> | <b>48</b>       | <b>49</b> | <b>314</b>                | <b>343</b> |

### Part-Time Students

| Age          | <u>Undergraduate</u> |              | <u>Graduate</u> |            | <u>Doctorate</u> |           | <u>First Professional</u> |          |
|--------------|----------------------|--------------|-----------------|------------|------------------|-----------|---------------------------|----------|
|              | Men                  | Women        | Men             | Women      | Men              | Women     | Men                       | Women    |
| Under 18     | 96                   | 224          | 0               | 1          | 0                | 0         | 0                         | 0        |
| 18-19        | 58                   | 73           | 0               | 0          | 0                | 0         | 0                         | 0        |
| 20-21        | 172                  | 137          | 0               | 1          | 0                | 0         | 0                         | 0        |
| 22-24        | 334                  | 347          | 15              | 18         | 0                | 0         | 0                         | 2        |
| 25-29        | 259                  | 329          | 30              | 50         | 0                | 0         | 4                         | 2        |
| 30-34        | 164                  | 232          | 39              | 58         | 3                | 0         | 1                         | 0        |
| 35-39        | 125                  | 210          | 23              | 42         | 1                | 2         | 1                         | 0        |
| 40-49        | 150                  | 295          | 38              | 64         | 3                | 10        | 3                         | 0        |
| 50-64        | 68                   | 131          | 18              | 52         | 2                | 7         | 0                         | 2        |
| 65 & over    | 1                    | 2            | 0               | 0          | 0                | 0         | 0                         | 0        |
| <b>Total</b> | <b>1,427</b>         | <b>1,980</b> | <b>163</b>      | <b>286</b> | <b>9</b>         | <b>19</b> | <b>9</b>                  | <b>6</b> |

### Mean Average Age

|                                  | <u>Full-Time</u> | <u>Part-Time</u> |
|----------------------------------|------------------|------------------|
| Undergraduate Degree Seeking     | 22               | 31               |
| Undergraduate Non-Degree Seeking | 27               | 22               |
| Graduate                         | 28               | 37               |
| First Professional               | 24               | 33               |
| Doctorate                        |                  | 45               |
| All Students                     | 22               | 31               |

Source: Office of Institutional Research and Testing

# DEGREES

**DEGREES CONFERRED BY PROGRAM**  
**ACADEMIC YEAR (SUMMER, FALL, SPRING SEMESTERS)**

| ALLIED HEALTH SCIENCES                           | 2007-08   |            |            |          | 2008-09   |            |            |          | 2009-10   |            |            |           |
|--|-----------|------------|------------|----------|-----------|------------|------------|----------|-----------|------------|------------|-----------|
|  | CERT      | AAS        | BS         | MS       | CERT      | AAS        | BS         | MS       | CERT      | AAS        | BS         | MS        |
| <b>CLINICAL LAB, RESP CARE &amp; HEALTH ADM.</b> |           |            |            |          |           |            |            |          |           |            |            |           |
| Coding/Reimbursement Specialist                  | 1         |            |            |          | 2         |            |            |          | 2         |            |            |           |
| Environmental Health & Safety                    |           |            | 8          |          |           |            | 2          |          |           |            | 1          |           |
| Health Care Systems Administration               |           |            | 60         |          |           |            | 86         |          |           |            | 70         |           |
| Health Information Management                    |           |            | 1          |          |           |            | 8          |          |           |            | 7          |           |
| Health Information Technology                    |           | 17         |            |          |           | 30         |            |          |           | 32         |            |           |
| Medical Laboratory Technology                    |           | 1          |            |          |           | 1          |            |          |           | 3          |            |           |
| Medical Record Administration                    |           |            | 9          |          |           |            |            |          |           |            |            |           |
| Medical Record Clerk                             | 1         |            |            |          |           |            |            |          |           |            |            |           |
| Medical Record Technology                        |           | 32         |            |          |           |            |            |          |           |            |            |           |
| Medical Technology                               |           |            | 22         |          |           |            | 19         |          |           |            | 21         |           |
| Nuclear Medicine Technology                      |           | 40         |            |          |           | 36         |            |          |           | 25         | 14         |           |
| Phlebotomy                                       | 25        |            |            |          | 33        |            |            |          | 41        |            |            |           |
| Pre-Nuclear Medicine                             |           |            |            |          |           | 1          |            |          |           |            |            |           |
| Respiratory Care                                 |           | 55         |            |          |           | 60         |            |          |           | 64         |            |           |
| Unit Clerk                                       | 1         |            |            |          |           |            |            |          |           |            |            |           |
| <b>TOTAL</b>                                     | <b>28</b> | <b>145</b> | <b>100</b> | <b>0</b> | <b>35</b> | <b>128</b> | <b>115</b> | <b>0</b> | <b>43</b> | <b>124</b> | <b>113</b> | <b>0</b>  |
| <b>COLLEGE OF ALLIED HEALTH</b>                  |           |            |            |          |           |            |            |          |           |            |            |           |
| Allied Health Science                            |           |            |            |          |           | 5          |            |          |           | 8          |            |           |
| <b>TOTAL</b>                                     | <b>0</b>  | <b>0</b>   | <b>0</b>   | <b>0</b> | <b>0</b>  | <b>5</b>   | <b>0</b>   | <b>0</b> | <b>0</b>  | <b>8</b>   | <b>0</b>   | <b>0</b>  |
| <b>DENTAL HYGIENE &amp; MEDICAL IMAGING</b>      |           |            |            |          |           |            |            |          |           |            |            |           |
| Dental Hygiene                                   |           | 54         |            |          |           | 58         |            |          |           | 56         |            |           |
| Diagnostic Medical Sonography                    |           | 15         |            |          |           | 17         |            |          |           | 14         |            |           |
| Radiography                                      |           | 48         |            |          |           | 48         |            |          |           | 46         |            |           |
| <b>TOTAL</b>                                     | <b>0</b>  | <b>117</b> | <b>0</b>   | <b>0</b> | <b>0</b>  | <b>123</b> | <b>0</b>   | <b>0</b> | <b>0</b>  | <b>116</b> | <b>0</b>   | <b>0</b>  |
| <b>SCHOOL OF NURSING</b>                         |           |            |            |          |           |            |            |          |           |            |            |           |
| Master of Science in Nursing                     |           |            |            | 4        |           |            |            | 9        |           |            |            | 14        |
| Nursing  |           | 47         | 55         |          |           |            | 99         |          |           |            | 128        |           |
| Nursing Education                                | 1         |            |            |          |           |            |            |          |           |            |            |           |
| <b>TOTAL</b>                                     | <b>1</b>  | <b>47</b>  | <b>55</b>  | <b>4</b> | <b>0</b>  | <b>0</b>   | <b>99</b>  | <b>9</b> | <b>0</b>  | <b>0</b>   | <b>128</b> | <b>14</b> |
| <b>COLLEGE TOTAL</b>                             | <b>29</b> | <b>309</b> | <b>155</b> | <b>4</b> | <b>35</b> | <b>256</b> | <b>214</b> | <b>9</b> | <b>43</b> | <b>248</b> | <b>241</b> | <b>14</b> |

Source: Office of Institutional Research and Testing

DEGREES

**DEGREES CONFERRED BY PROGRAM**  
**ACADEMIC YEAR (SUMMER, FALL, SPRING SEMESTERS)**

| ARTS & SCIENCES                        | 2007-08  |           |           |            | 2008-09  |           |           |            | 2009-10  |           |           |            |
|--|----------|-----------|-----------|------------|----------|-----------|-----------|------------|----------|-----------|-----------|------------|
|  | CERT     | AS        | BA        | BS         | CERT     | AS        | BA        | BS         | CERT     | AS        | BA        | BS         |
| <b>BIOLOGY</b>                         |          |           |           |            |          |           |           |            |          |           |           |            |
| Applied Biology                        |          |           |           | 71         |          |           |           | 9          |          |           |           |            |
| Biochemistry                           |          |           |           |            |          |           | 5         |            |          |           | 3         |            |
| Biology                                |          |           | 3         |            |          |           | 3         | 76         |          |           | 3         | 85         |
| Biotechnology                          |          |           |           | 11         |          |           |           | 8          |          |           |           | 4          |
| Horticulture for Golf Course Managers  | 2        |           |           |            |          |           |           |            |          |           |           |            |
| Ornamental Horticulture Technology     | 2        | 7         |           |            |          | 9         |           |            |          | 4         |           |            |
| Pre-Science                            |          | 36        |           |            |          | 29        |           |            |          | 45        |           |            |
| <b>TOTAL</b>                           | <b>4</b> | <b>43</b> | <b>3</b>  | <b>82</b>  | <b>0</b> | <b>38</b> | <b>8</b>  | <b>93</b>  | <b>0</b> | <b>49</b> | <b>6</b>  | <b>89</b>  |
| <b>COLLEGE OF ARTS &amp; SCIENCES</b>  |          |           |           |            |          |           |           |            |          |           |           |            |
| Integrative Studies                    |          |           |           | 16         |          |           |           | 14         |          |           |           | 22         |
| <b>TOTAL</b>                           | <b>0</b> | <b>0</b>  | <b>0</b>  | <b>16</b>  | <b>0</b> | <b>0</b>  | <b>0</b>  | <b>14</b>  | <b>0</b> | <b>0</b>  | <b>0</b>  | <b>22</b>  |
| <b>HUMANITIES</b>                      |          |           |           |            |          |           |           |            |          |           |           |            |
| Applied Speech Communication           |          | 2         |           | 20         |          | 1         |           | 9          |          | 2         |           | 9          |
| Communication                          |          |           | 3         |            |          |           | 5         |            |          |           | 2         |            |
| History                                |          |           | 8         |            |          |           | 10        |            |          |           | 10        |            |
| <b>TOTAL</b>                           | <b>0</b> | <b>2</b>  | <b>11</b> | <b>20</b>  | <b>0</b> | <b>1</b>  | <b>15</b> | <b>9</b>   | <b>0</b> | <b>2</b>  | <b>12</b> | <b>9</b>   |
| <b>LANGUAGE &amp; LITERATURE</b>       |          |           |           |            |          |           |           |            |          |           |           |            |
| English                                |          |           |           |            |          |           | 4         |            |          |           | 4         |            |
| English Literature                     |          |           | 3         |            |          |           | 1         |            |          |           |           |            |
| Liberal Arts                           |          | 17        |           |            |          | 5         |           |            |          | 9         |           |            |
| Technical & Professional Communication |          |           |           | 5          |          |           |           | 2          |          |           |           | 10         |
| Technical Writing                      | 2        |           |           |            |          |           |           |            |          |           |           |            |
| <b>TOTAL</b>                           | <b>2</b> | <b>17</b> | <b>3</b>  | <b>5</b>   | <b>0</b> | <b>5</b>  | <b>5</b>  | <b>2</b>   | <b>0</b> | <b>9</b>  | <b>4</b>  | <b>10</b>  |
| <b>MATHEMATICS</b>                     |          |           |           |            |          |           |           |            |          |           |           |            |
| Applied Mathematics                    |          |           |           | 7          |          |           |           | 6          |          |           |           | 12         |
| Mathematics                            |          |           | 1         |            |          |           |           |            |          |           |           |            |
| <b>TOTAL</b>                           | <b>0</b> | <b>0</b>  | <b>1</b>  | <b>7</b>   | <b>0</b> | <b>0</b>  | <b>0</b>  | <b>6</b>   | <b>0</b> | <b>0</b>  | <b>0</b>  | <b>12</b>  |
| <b>PHYSICAL SCIENCES</b>               |          |           |           |            |          |           |           |            |          |           |           |            |
| Chemistry                              |          |           | 9         |            |          |           | 12        |            |          |           | 6         |            |
| Industrial Chemistry Technology        |          | 7         |           |            |          | 10        |           |            |          | 9         |           |            |
| <b>TOTAL</b>                           | <b>0</b> | <b>7</b>  | <b>9</b>  | <b>0</b>   | <b>0</b> | <b>10</b> | <b>12</b> | <b>0</b>   | <b>0</b> | <b>9</b>  | <b>6</b>  | <b>0</b>   |
| <b>SOCIAL SCIENCES</b>                 |          |           |           |            |          |           |           |            |          |           |           |            |
| Political Science                      |          |           |           |            |          |           |           | 1          |          |           |           |            |
| Psychology                             |          |           |           | 24         |          |           |           | 25         |          |           |           | 24         |
| Public Administration                  |          |           | 5         |            |          |           |           | 8          |          |           |           | 7          |
| Social Work                            |          |           |           | 44         |          |           |           | 44         |          |           |           | 46         |
| Sociology                              |          |           | 5         |            |          |           | 2         |            |          |           | 4         |            |
| <b>TOTAL</b>                           | <b>0</b> | <b>0</b>  | <b>5</b>  | <b>73</b>  | <b>0</b> | <b>0</b>  | <b>2</b>  | <b>78</b>  | <b>0</b> | <b>0</b>  | <b>4</b>  | <b>77</b>  |
| <b>COLLEGE TOTAL</b>                   | <b>6</b> | <b>69</b> | <b>32</b> | <b>203</b> | <b>0</b> | <b>54</b> | <b>42</b> | <b>202</b> | <b>0</b> | <b>69</b> | <b>32</b> | <b>219</b> |

Source: Office of Institutional Research and Testing

**DEGREES CONFERRED BY PROGRAM**  
**ACADEMIC YEAR (SUMMER, FALL, SPRING SEMESTERS)**

| BUSINESS                                      | 2007-08   |          |           |           | 2008-09   |          |           |           | 2009-10   |          |            |           |
|---|-----------|----------|-----------|-----------|-----------|----------|-----------|-----------|-----------|----------|------------|-----------|
|   | CERT      | AS       | BS        | MS        | CERT      | AS       | BS        | MS        | CERT      | AS       | BS         | MS        |
| <b>ACCOUNTING, FINANCE, INFO SYSTEMS</b>      |           |          |           |           |           |          |           |           |           |          |            |           |
| Accountancy                                   |           | 4        | 36        |           |           | 5        | 29        |           |           | 6        | 26         |           |
| Accountancy/Computer Information Systems      |           |          | 1         |           |           |          |           |           |           |          | 2          |           |
| Accountancy/Finance                           |           |          | 9         |           |           |          | 4         |           |           |          | 8          |           |
| Accountancy/Public Accounting                 |           |          | 3         |           |           |          |           |           |           |          | 4          |           |
| Advanced Studies in Business Intel. & Info.   |           |          |           |           | 3         |          |           |           | 1         |          |            |           |
| Advanced Studies in Information Security      | 10        |          |           |           | 16        |          |           |           | 30        |          |            |           |
| Advanced Studies in Systems Integration       | 6         |          |           |           | 9         |          |           |           | 4         |          |            |           |
| Computer Information Systems                  |           | 1        | 35        |           |           | 3        | 24        |           |           |          | 44         |           |
| Finance                                       |           |          | 10        |           |           |          | 11        |           |           |          | 14         |           |
| Homeland Security - Dig. Security & Forensics |           |          |           |           | 1         |          |           |           | 4         |          |            |           |
| Information Security Intelligence             |           |          |           |           |           |          | 1         |           |           |          | 2          |           |
| Masters of Information Systems Management     |           |          |           | 16        |           |          |           | 22        |           |          |            | 32        |
| <b>TOTAL</b>                                  | <b>16</b> | <b>5</b> | <b>94</b> | <b>16</b> | <b>29</b> | <b>8</b> | <b>69</b> | <b>22</b> | <b>39</b> | <b>6</b> | <b>100</b> | <b>32</b> |

| MANAGEMENT                                  | 2007-08   |           |            |           | 2008-09   |           |            |           | 2009-10   |           |            |           |
|---|-----------|-----------|------------|-----------|-----------|-----------|------------|-----------|-----------|-----------|------------|-----------|
|   | CERT      | AS        | BS         | MS        | CERT      | AS        | BS         | MS        | CERT      | AS        | BS         | MS        |
| Advanced Studies in Design & Innovation     | 4         |           |            |           | 11        |           |            |           | 6         |           |            |           |
| Advanced Studies in Global Logistics        |           |           |            |           |           |           |            |           | 1         |           |            |           |
| Advanced Studies in Mgmt Tools & Techniques | 18        |           |            |           | 31        |           |            |           | 26        |           |            |           |
| Advanced Studies in Outsourcing Management  | 1         |           |            |           |           |           |            |           |           |           |            |           |
| Advanced Studies in Investment              |           |           |            |           |           |           |            |           | 1         |           |            |           |
| BUAD w/Professional Tracks                  |           |           | 3          |           |           |           | 16         |           |           |           | 30         |           |
| Business & Management                       | 16        |           |            |           |           |           |            |           |           |           |            |           |
| Business Administration                     |           |           | 114        |           |           |           | 94         |           |           |           | 119        |           |
| Business Administration - Aviation          |           |           | 2          |           |           |           | 5          |           |           |           | 4          |           |
| Business Administration - Legal Studies     |           |           | 2          |           |           |           | 1          |           |           |           |            |           |
| Business Administration - Maritime          |           |           | 15         |           |           |           | 15         |           |           |           | 17         |           |
| Fleet Management                            |           |           |            |           |           |           |            |           | 3         |           |            |           |
| General Business                            |           | 19        |            |           |           | 13        |            |           |           | 22        |            |           |
| Human Resource Management                   | 3         |           | 8          |           | 7         |           | 8          |           | 7         |           | 7          |           |
| International Business                      | 2         |           | 4          |           | 1         |           | 2          |           | 2         |           |            |           |
| Legal Studies                               |           | 16        |            |           |           | 14        |            |           |           | 16        |            |           |
| Management                                  |           |           |            |           |           |           | 6          |           |           |           | 1          |           |
| Masters of Business Administration          |           |           |            | 21        |           |           |            | 40        |           |           |            | 31        |
| Operations and Supply Management            |           |           | 2          |           |           |           | 4          |           |           |           | 3          |           |
| Real Estate                                 | 2         |           |            |           | 5         |           |            |           | 2         |           |            |           |
| Small Business & Entrepreneurship           |           |           | 11         |           |           |           | 4          |           |           |           | 4          |           |
| Small Business Management                   | 3         |           |            |           | 2         |           |            |           |           |           |            |           |
| Supervision                                 | 26        |           |            |           | 1         |           |            |           |           |           |            |           |
| <b>TOTAL</b>                                | <b>75</b> | <b>35</b> | <b>161</b> | <b>21</b> | <b>58</b> | <b>27</b> | <b>155</b> | <b>40</b> | <b>48</b> | <b>38</b> | <b>185</b> | <b>31</b> |

DEGREES

**DEGREES CONFERRED BY PROGRAM**  
**ACADEMIC YEAR (SUMMER, FALL, SPRING SEMESTERS)**

| BUSINESS                       | 2007-08   |           |           |          | 2008-09   |           |           |          | 2009-10   |           |           |          |
|--------------------------------|-----------|-----------|-----------|----------|-----------|-----------|-----------|----------|-----------|-----------|-----------|----------|
|                                | CERT      | AS        | BS        | MS       | CERT      | AS        | BS        | MS       | CERT      | AS        | BS        | MS       |
| <b>MARKETING</b>               |           |           |           |          |           |           |           |          |           |           |           |          |
| Advertising                    | 1         |           | 24        |          | 1         |           | 20        |          | 5         |           | 22        |          |
| Business to Business Marketing | 12        |           |           |          | 11        |           |           |          | 19        |           |           |          |
| Direct Marketing               | 19        |           |           |          | 12        |           |           |          | 16        |           |           |          |
| E-Commerce Marketing           | 8         |           | 1         |          | 7         |           |           |          | 17        |           |           |          |
| Graphic Design                 |           | 18        | 13        |          |           | 26        | 17        |          |           | 38        | 16        |          |
| Marketing                      | 3         |           | 44        |          | 5         |           | 44        |          | 7         |           | 42        |          |
| Marketing Research             | 1         |           |           |          | 1         |           |           |          | 1         |           |           |          |
| Marketing/Sales                | 1         |           |           |          | 2         |           |           |          | 2         |           |           |          |
| Public Relations               | 4         |           | 12        |          | 1         |           | 13        |          | 1         |           | 15        |          |
| Retailing                      | 1         |           |           |          | 2         |           |           |          |           |           |           |          |
| Visual Design & Web Media      |           |           |           |          |           | 1         |           |          |           |           |           |          |
| <b>TOTAL</b>                   | <b>50</b> | <b>18</b> | <b>94</b> | <b>0</b> | <b>42</b> | <b>27</b> | <b>94</b> | <b>0</b> | <b>68</b> | <b>38</b> | <b>95</b> | <b>0</b> |

| SPORT, ENTERTAINMENT, & HOSPITALITY           | CERT     | AS       | BS        | MS       | CERT     | AS       | BS         | MS       | CERT     | AS        | BS         | MS       |
|---|----------|----------|-----------|----------|----------|----------|------------|----------|----------|-----------|------------|----------|
| Club Management                               | 1        |          |           |          | 2        |          |            |          | 1        |           |            |          |
| Culinary Management                           | 2        |          |           |          |          |          |            |          |          |           |            |          |
| Hospitality Management                        |          |          |           |          |          |          | 1          |          |          |           |            |          |
| Hotel Management                              |          |          | 4         |          | 1        |          | 9          |          |          |           | 7          |          |
| Hotel, Restaurant, & Food Industry Management |          |          | 2         |          |          |          | 2          |          |          |           | 2          |          |
| Music Industry Management                     |          |          | 20        |          |          |          | 22         |          |          |           | 27         |          |
| Professional Golf Management                  |          |          | 48        |          |          |          | 43         |          |          |           | 38         |          |
| Professional Tennis Management                |          |          | 4         |          |          |          | 10         |          |          |           | 5          |          |
| Resort Management                             |          |          | 14        |          |          |          | 15         |          |          |           | 22         |          |
| Restaurant & Food Industry Management         | 2        | 6        |           |          | 1        | 8        |            |          | 3        | 10        |            |          |
| Special Event & Meeting Planning              | 2        |          |           |          | 3        |          |            |          | 4        |           |            |          |
| Sport, Spa, Entertainment Operations          |          |          |           |          | 1        |          |            |          |          |           |            |          |
| <b>TOTAL</b>                                  | <b>7</b> | <b>6</b> | <b>92</b> | <b>0</b> | <b>8</b> | <b>8</b> | <b>102</b> | <b>0</b> | <b>8</b> | <b>10</b> | <b>101</b> | <b>0</b> |

|                      |            |           |            |           |            |           |            |           |            |           |            |           |
|----------------------|------------|-----------|------------|-----------|------------|-----------|------------|-----------|------------|-----------|------------|-----------|
| <b>COLLEGE TOTAL</b> | <b>148</b> | <b>64</b> | <b>441</b> | <b>37</b> | <b>137</b> | <b>70</b> | <b>420</b> | <b>62</b> | <b>163</b> | <b>92</b> | <b>481</b> | <b>63</b> |
|----------------------|------------|-----------|------------|-----------|------------|-----------|------------|-----------|------------|-----------|------------|-----------|

Source: Office of Institutional Research and Testing

**DEGREES CONFERRED BY PROGRAM**  
**ACADEMIC YEAR (SUMMER, FALL, SPRING SEMESTERS)**

| EDUCATION & HUMAN SERVICES                      | 2007-08  |           |            |           | 2008-09  |           |            |            | 2009-10  |           |            |           |
|---|----------|-----------|------------|-----------|----------|-----------|------------|------------|----------|-----------|------------|-----------|
|   | CERT     | AS        | BS         | MS        | CERT     | AS        | BS         | MS         | CERT     | AS        | BS         | MS        |
| <b>CRIMINAL JUSTICE</b>                         |          |           |            |           |          |           |            |            |          |           |            |           |
| Criminal Justice                                |          |           | 198        |           |          |           | 195        |            |          |           | 255        |           |
| Criminal Justice Administration                 |          |           |            | 23        |          |           |            | 38         |          |           |            | 22        |
| Pre-Criminal Justice                            |          | 58        |            |           |          | 69        |            |            |          | 73        |            |           |
| <b>TOTAL</b>                                    | <b>0</b> | <b>58</b> | <b>198</b> | <b>23</b> | <b>0</b> | <b>69</b> | <b>195</b> | <b>38</b>  | <b>0</b> | <b>73</b> | <b>255</b> | <b>22</b> |
| <b>RECREATION, LEISURE SVCS, &amp; WELLNESS</b> |          |           |            |           |          |           |            |            |          |           |            |           |
| Festivals, Community, & Special Events          |          |           |            |           | 1        |           |            |            |          |           |            |           |
| Recreation Leadership & Management              |          |           | 12         |           |          |           | 19         |            |          |           | 10         |           |
| <b>TOTAL</b>                                    | <b>0</b> | <b>0</b>  | <b>0</b>   | <b>0</b>  | <b>1</b> | <b>0</b>  | <b>19</b>  | <b>0</b>   | <b>0</b> | <b>0</b>  | <b>10</b>  | <b>0</b>  |
| <b>SCHOOL OF EDUCATION</b>                      |          |           |            |           |          |           |            |            |          |           |            |           |
| Advanced Studies for Total Quality Management   | 1        |           |            |           | 2        |           |            |            |          |           |            |           |
| Allied Health Education                         |          |           | 3          |           |          |           |            |            |          |           |            |           |
| Biology Education                               |          |           | 7          |           |          |           | 3          |            |          |           | 2          |           |
| Business Education                              |          |           | 1          |           |          |           | 2          |            |          |           | 2          |           |
| Career & Technical Education                    |          |           |            | 23        |          |           | 1          | 20         |          |           |            | 19        |
| Chemistry Education                             |          |           | 1          |           |          |           | 1          |            |          |           | 2          |           |
| Curriculum & Instruction                        |          |           |            | 41        |          |           |            | 53         |          |           |            | 30        |
| Early Childhood Education                       |          | 4         | 3          |           |          | 10        | 8          |            |          | 2         | 12         |           |
| Elementary Education                            |          |           | 76         |           |          |           | 85         |            |          |           | 50         |           |
| English Education                               |          |           | 13         |           |          |           | 9          |            |          |           | 7          |           |
| History Education                               |          |           | 10         |           |          |           | 17         |            |          |           | 8          |           |
| Mathematics Education                           |          |           | 7          |           |          |           | 4          |            |          |           | 6          |           |
| Marketing Education                             |          |           |            |           |          |           |            |            |          |           | 1          |           |
| Pre-Teaching Elementary                         |          |           |            |           |          | 1         |            |            |          | 1         |            |           |
| Pre-Teaching Secondary                          |          |           |            |           |          | 1         |            |            |          | 1         |            |           |
| Social Studies & Elementary Education           |          |           | 7          |           |          |           |            |            |          |           | 1          |           |
| Social Studies Education                        |          |           | 2          |           |          |           | 1          |            |          |           |            |           |
| Technical Education                             |          |           | 18         |           |          |           | 16         |            |          |           | 18         |           |
| Total Quality Management in Education           |          |           |            |           |          |           |            |            | 2        |           |            |           |
| Training in Business Industry                   |          |           |            |           |          |           |            |            |          |           | 1          |           |
| <b>TOTAL</b>                                    | <b>1</b> | <b>4</b>  | <b>148</b> | <b>64</b> | <b>2</b> | <b>12</b> | <b>147</b> | <b>73</b>  | <b>2</b> | <b>4</b>  | <b>110</b> | <b>49</b> |
| <b>TELEVISION PRODUCTION</b>                    |          |           |            |           |          |           |            |            |          |           |            |           |
| Television & Digital Media Production           |          |           | 18         |           |          |           | 28         |            |          |           | 16         |           |
| <b>TOTAL</b>                                    | <b>0</b> | <b>0</b>  | <b>18</b>  | <b>0</b>  | <b>0</b> | <b>0</b>  | <b>28</b>  | <b>0</b>   | <b>0</b> | <b>0</b>  | <b>16</b>  | <b>0</b>  |
| <b>COLLEGE TOTAL</b>                            | <b>1</b> | <b>62</b> | <b>364</b> | <b>87</b> | <b>3</b> | <b>81</b> | <b>389</b> | <b>111</b> | <b>2</b> | <b>77</b> | <b>391</b> | <b>71</b> |

Source: Office of Institutional Research and Testing

DEGREES

**DEGREES CONFERRED BY PROGRAM**  
ACADEMIC YEAR (SUMMER, FALL, SPRING SEMESTERS)

| ENGINEERING TECHNOLOGY                          | 2007-08  |           |           |          | 2008-09  |           |           |          | 2009-10  |           |           |          |
|---|----------|-----------|-----------|----------|----------|-----------|-----------|----------|----------|-----------|-----------|----------|
|   | CERT     | AS        | BS        | MS       | CERT     | AS        | BS        | MS       | CERT     | AS        | BS        | MS       |
| <b>ARCHITECTURAL TECH &amp; FACILITIES MGMT</b> |          |           |           |          |          |           |           |          |          |           |           |          |
| Architectural Technology                        |          | 35        |           |          |          | 36        |           |          |          | 22        |           |          |
| Facility Management                             | 8        |           | 16        |          | 8        |           | 26        |          | 4        |           | 29        |          |
| <b>TOTAL</b>                                    | <b>8</b> | <b>35</b> | <b>16</b> | <b>0</b> | <b>8</b> | <b>36</b> | <b>26</b> | <b>0</b> | <b>4</b> | <b>22</b> | <b>29</b> | <b>0</b> |

|   |           |           |           |          |           |           |           |          |           |           |           |          |
|---|-----------|-----------|-----------|----------|-----------|-----------|-----------|----------|-----------|-----------|-----------|----------|
| <b>AUTOMOTIVE</b>                       |           |           |           |          |           |           |           |          |           |           |           |          |
| Automotive & Heavy Equipment Management |           |           | 44        |          |           |           | 29        |          |           |           | 9         |          |
| Automotive Body                         |           | 6         |           |          |           | 3         |           |          |           | 1         |           |          |
| Automotive Engineering Technology       |           |           | 37        |          |           |           | 44        |          |           |           | 34        |          |
| Automotive Management                   |           |           | 3         |          |           |           | 22        |          |           |           | 24        |          |
| Automotive Service Technology           |           | 67        |           |          |           | 37        |           |          |           | 16        |           |          |
| Performance Machining                   | 12        |           |           |          | 8         |           |           |          | 9         |           |           |          |
| Performance Motorsports                 | 24        |           |           |          | 41        |           |           |          | 31        |           |           |          |
| <b>TOTAL</b>                            | <b>36</b> | <b>73</b> | <b>84</b> | <b>0</b> | <b>49</b> | <b>40</b> | <b>95</b> | <b>0</b> | <b>40</b> | <b>17</b> | <b>67</b> | <b>0</b> |

|   |          |           |           |          |           |           |           |          |          |           |           |          |
|---|----------|-----------|-----------|----------|-----------|-----------|-----------|----------|----------|-----------|-----------|----------|
| <b>CONSTRUCTION TECHNOLOGY &amp; MGMT</b> |          |           |           |          |           |           |           |          |          |           |           |          |
| Advanced Construction Management          |          |           |           |          | 11        |           |           |          | 1        |           |           |          |
| Building Construction Technology          |          | 49        |           |          |           | 44        |           |          |          | 43        |           |          |
| Civil Engineering Technology              |          | 13        |           |          |           | 17        |           |          |          | 18        |           |          |
| Construction Administration               |          |           |           |          | 16        |           |           |          |          |           |           |          |
| Construction Management                   |          |           | 71        |          |           |           | 84        |          |          |           | 78        |          |
| <b>TOTAL</b>                              | <b>0</b> | <b>62</b> | <b>71</b> | <b>0</b> | <b>27</b> | <b>61</b> | <b>84</b> | <b>0</b> | <b>1</b> | <b>61</b> | <b>78</b> | <b>0</b> |

|   |          |           |           |          |          |           |           |          |          |           |           |          |
|---|----------|-----------|-----------|----------|----------|-----------|-----------|----------|----------|-----------|-----------|----------|
| <b>ELECTRONICS/CNS</b>                        |          |           |           |          |          |           |           |          |          |           |           |          |
| Computer Networks & Systems                   |          |           | 10        |          |          |           | 13        |          |          |           | 11        |          |
| Electrical/Electronics Engineering Technology |          |           | 18        |          |          |           | 15        |          |          |           | 18        |          |
| Industrial Electronics Technology             |          | 13        |           |          |          | 12        |           |          |          | 12        |           |          |
| <b>TOTAL</b>                                  | <b>0</b> | <b>13</b> | <b>28</b> | <b>0</b> | <b>0</b> | <b>12</b> | <b>28</b> | <b>0</b> | <b>0</b> | <b>12</b> | <b>29</b> | <b>0</b> |

|  |          |           |           |          |          |           |           |          |          |           |           |          |
|--|----------|-----------|-----------|----------|----------|-----------|-----------|----------|----------|-----------|-----------|----------|
| <b>HEAVY EQUIPMENT</b>                   |          |           |           |          |          |           |           |          |          |           |           |          |
| Electrical Power Generation              | 4        |           |           |          | 3        |           |           |          | 5        |           |           |          |
| Heavy Equipment Service Engineering Tech |          |           | 10        |          |          |           | 12        |          |          |           | 11        |          |
| Heavy Equipment Technology               |          | 14        |           |          |          | 23        |           |          |          | 25        |           |          |
| <b>TOTAL</b>                             | <b>4</b> | <b>14</b> | <b>10</b> | <b>0</b> | <b>3</b> | <b>23</b> | <b>12</b> | <b>0</b> | <b>5</b> | <b>25</b> | <b>11</b> | <b>0</b> |

|                              |          |           |           |          |          |           |           |          |          |           |           |          |
|------------------------------|----------|-----------|-----------|----------|----------|-----------|-----------|----------|----------|-----------|-----------|----------|
| <b>HVACR</b>                 |          |           |           |          |          |           |           |          |          |           |           |          |
| HVACR Engineering Technology |          |           | 55        |          |          |           | 31        |          |          |           | 45        |          |
| HVACR Technology             |          | 31        |           |          |          | 30        |           |          |          | 36        |           |          |
| <b>TOTAL</b>                 | <b>0</b> | <b>31</b> | <b>55</b> | <b>0</b> | <b>0</b> | <b>30</b> | <b>31</b> | <b>0</b> | <b>0</b> | <b>36</b> | <b>45</b> | <b>0</b> |

|                                       |           |          |           |          |           |          |           |          |           |          |           |          |
|---------------------------------------|-----------|----------|-----------|----------|-----------|----------|-----------|----------|-----------|----------|-----------|----------|
| <b>MANUFACTURING ENGINEERING TECH</b> |           |          |           |          |           |          |           |          |           |          |           |          |
| Industrial Practices                  | 3         |          |           |          | 2         |          |           |          |           |          |           |          |
| Manufacturing Engineering Technology  |           |          | 31        |          |           |          | 24        |          |           |          | 18        |          |
| Manufacturing Tooling Technology      |           | 9        |           |          |           | 8        |           |          |           | 7        |           |          |
| Quality Engineering Technology        |           |          | 10        |          |           |          | 5         |          |           |          | 1         |          |
| Quality Technology                    | 23        |          |           |          | 28        |          |           |          | 22        |          |           |          |
| <b>TOTAL</b>                          | <b>26</b> | <b>9</b> | <b>41</b> | <b>0</b> | <b>30</b> | <b>8</b> | <b>29</b> | <b>0</b> | <b>22</b> | <b>7</b> | <b>19</b> | <b>0</b> |



**DEGREES CONFERRED BY PROGRAM**  
**ACADEMIC YEAR (SUMMER, FALL, SPRING SEMESTERS)**

| ENGINEERING TECHNOLOGY                        | 2007-08   |            |            |          | 2008-09    |            |            |          | 2009-10   |            |            |          |
|---|-----------|------------|------------|----------|------------|------------|------------|----------|-----------|------------|------------|----------|
|   | CERT      | AS         | BS         | MS       | CERT       | AS         | BS         | MS       | CERT      | AS         | BS         | MS       |
| <b>MECHANICAL DESIGN</b>                      |           |            |            |          |            |            |            |          |           |            |            |          |
| CAD Drafting & Tool Design Technology         |           | 21         |            |          |            | 17         |            |          |           | 19         |            |          |
| Mechanical Engineering Technology             |           | 15         | 13         |          |            | 13         | 18         |          |           | 15         | 12         |          |
| Product Design Engineering Technology         |           |            | 16         |          |            |            | 24         |          |           |            | 25         |          |
| <b>TOTAL</b>                                  | <b>0</b>  | <b>36</b>  | <b>29</b>  | <b>0</b> | <b>0</b>   | <b>30</b>  | <b>42</b>  | <b>0</b> | <b>0</b>  | <b>34</b>  | <b>37</b>  | <b>0</b> |
| <b>PLASTICS &amp; RUBBER</b>                  |           |            |            |          |            |            |            |          |           |            |            |          |
| Plastics Engineering Technology               |           |            | 26         |          |            |            | 31         |          |           |            | 20         |          |
| Plastics Technology                           |           | 18         |            |          |            | 28         |            |          |           | 19         |            |          |
| Rubber Engineering Technology                 |           |            | 3          |          |            |            | 4          |          |           |            | 1          |          |
| Rubber Technology                             |           | 1          |            |          |            | 5          |            |          |           | 5          |            |          |
| <b>TOTAL</b>                                  | <b>0</b>  | <b>19</b>  | <b>29</b>  | <b>0</b> | <b>0</b>   | <b>33</b>  | <b>35</b>  | <b>0</b> | <b>0</b>  | <b>24</b>  | <b>21</b>  | <b>0</b> |
| <b>PRINTING &amp; IMAGING TECHNOLOGY MGMT</b> |           |            |            |          |            |            |            |          |           |            |            |          |
| New Media Printing & Publishing               |           |            | 5          |          |            |            | 7          |          |           |            | 9          |          |
| Printing & Digital Graphic Imaging Technology |           | 11         |            |          |            | 16         |            |          |           | 18         |            |          |
| Printing Management                           |           |            | 12         |          |            |            | 12         |          |           |            | 7          |          |
| <b>TOTAL</b>                                  | <b>0</b>  | <b>11</b>  | <b>17</b>  | <b>0</b> | <b>0</b>   | <b>16</b>  | <b>19</b>  | <b>0</b> | <b>0</b>  | <b>18</b>  | <b>16</b>  | <b>0</b> |
| <b>SURVEYING</b>                              |           |            |            |          |            |            |            |          |           |            |            |          |
| Geographic Information Systems                | 6         |            |            |          |            |            |            |          |           | 3          |            |          |
| Surveying Engineering                         |           |            | 22         |          |            |            | 16         |          |           |            | 21         |          |
| Surveying Technology                          |           | 16         |            |          |            | 12         |            |          |           | 15         |            |          |
| <b>TOTAL</b>                                  | <b>6</b>  | <b>16</b>  | <b>22</b>  | <b>0</b> | <b>0</b>   | <b>12</b>  | <b>16</b>  | <b>0</b> | <b>3</b>  | <b>15</b>  | <b>21</b>  | <b>0</b> |
| <b>WELDING ENGINEERING TECHNOLOGY</b>         |           |            |            |          |            |            |            |          |           |            |            |          |
| Welding Engineering Technology                |           |            | 29         |          |            |            | 28         |          |           |            | 30         |          |
| Welding Technology                            |           | 38         |            |          |            | 32         |            |          |           | 30         |            |          |
| <b>TOTAL</b>                                  | <b>0</b>  | <b>38</b>  | <b>29</b>  | <b>0</b> | <b>0</b>   | <b>32</b>  | <b>28</b>  | <b>0</b> | <b>0</b>  | <b>30</b>  | <b>30</b>  | <b>0</b> |
| <b>COLLEGE TOTAL</b>                          | <b>80</b> | <b>357</b> | <b>431</b> | <b>0</b> | <b>117</b> | <b>333</b> | <b>445</b> | <b>0</b> | <b>75</b> | <b>301</b> | <b>403</b> | <b>0</b> |

Source: Office of Institutional Research and Testing

DEGREES

**DEGREES CONFERRED BY PROGRAM**  
**ACADEMIC YEAR (SUMMER, FALL, SPRING SEMESTERS)**

| KENDALL                                 | 2007-08  |          |            |          | 2008-09  |          |            |           | 2009-10  |          |            |          |
|---|----------|----------|------------|----------|----------|----------|------------|-----------|----------|----------|------------|----------|
|   | CERT     | BS       | BFA        | MFA      | CERT     | BS       | BFA        | MFA       | CERT     | BS       | BFA        | MFA      |
| <b>DESIGN STUDIES</b>                   |          |          |            |          |          |          |            |           |          |          |            |          |
| Digital Media                           |          |          | 9          |          |          |          | 11         |           |          |          | 3          |          |
| Digital Media 2D Animation              |          |          |            |          |          |          | 1          |           |          |          | 4          |          |
| Digital Media 3D Animation              |          |          | 1          |          |          |          | 1          |           |          |          | 5          |          |
| Digital Media Digital Illustration      |          |          |            |          |          |          | 1          |           |          |          | 6          |          |
| Digital Media Interactive Design        |          |          | 1          |          |          |          | 2          |           |          |          | 3          |          |
| Digital Media Motion Graphics           |          |          | 1          |          |          |          |            |           |          |          | 1          |          |
| Furniture Design                        |          |          | 7          |          |          |          | 11         |           |          |          | 5          |          |
| Graphic Design                          |          |          | 33         |          |          |          | 47         |           |          |          | 33         |          |
| Illustration                            |          |          | 16         |          |          |          | 15         |           |          |          | 21         |          |
| Illustration - Digital Media            |          |          | 7          |          |          |          | 4          |           |          |          | 1          |          |
| Industrial Design                       |          |          | 14         |          |          |          | 14         |           |          |          | 10         |          |
| Interior Design                         |          |          | 50         |          |          |          | 36         |           |          |          | 38         |          |
| Metals/Jewelry Design                   |          |          |            |          |          |          | 6          |           |          |          | 1          |          |
| <b>TOTAL</b>                            | <b>0</b> | <b>0</b> | <b>139</b> | <b>0</b> | <b>0</b> | <b>0</b> | <b>149</b> | <b>0</b>  | <b>0</b> | <b>0</b> | <b>131</b> | <b>0</b> |
| <b>FINE ARTS/FOUNDATION</b>             |          |          |            |          |          |          |            |           |          |          |            |          |
| Art Education                           |          |          | 5          |          |          |          | 8          |           |          |          | 12         |          |
| Fine Arts Drawing                       |          |          | 3          |          |          |          | 8          | 4         |          |          | 3          | 1        |
| Fine Arts Painting                      |          |          | 1          | 6        |          |          | 3          | 8         |          |          | 2          | 5        |
| Fine Arts Photography                   |          |          | 2          | 2        |          |          |            | 2         |          |          | 2          | 1        |
| Fine Arts Printmaking                   |          |          | 1          | 1        |          |          | 1          | 1         |          |          | 4          | 1        |
| Fine Arts Sculpture                     |          |          |            |          |          |          | 1          |           |          |          |            |          |
| Fine Arts Woodwork                      |          |          | 1          |          |          |          |            |           |          |          | 1          |          |
| Painting                                |          |          | 3          |          |          |          | 1          |           |          |          | 14         |          |
| Photography                             |          |          | 5          |          |          |          | 12         |           |          |          | 9          |          |
| Sculpture/Functional Art                |          |          | 4          |          |          |          | 5          |           |          |          | 4          |          |
| <b>TOTAL</b>                            | <b>0</b> | <b>0</b> | <b>25</b>  | <b>9</b> | <b>0</b> | <b>0</b> | <b>39</b>  | <b>15</b> | <b>0</b> | <b>0</b> | <b>51</b>  | <b>8</b> |
| <b>LIBERAL ARTS/SCIENCE/ART HISTORY</b> |          |          |            |          |          |          |            |           |          |          |            |          |
| Art History                             |          | 4        |            |          |          | 2        |            |           |          | 3        |            |          |
| <b>TOTAL</b>                            | <b>0</b> | <b>4</b> | <b>0</b>   | <b>0</b> | <b>0</b> | <b>2</b> | <b>0</b>   | <b>0</b>  | <b>0</b> | <b>3</b> | <b>0</b>   | <b>0</b> |
| <b>COLLEGE TOTAL</b>                    | <b>0</b> | <b>4</b> | <b>164</b> | <b>9</b> | <b>0</b> | <b>2</b> | <b>188</b> | <b>15</b> | <b>0</b> | <b>3</b> | <b>182</b> | <b>8</b> |

Source: Office of Institutional Research and Testing

## DEGREES CONFERRED BY PROGRAM

### ACADEMIC YEAR (SUMMER, FALL, SPRING SEMESTERS)

| MICHIGAN COLLEGE OF OPTOMETRY | 2007-08  |          |          |           | 2008-09  |          |          |           | 2009-10  |          |          |           |
|-------------------------------|----------|----------|----------|-----------|----------|----------|----------|-----------|----------|----------|----------|-----------|
|                               | CERT     | AS       | BS       | OD        | CERT     | AS       | BS       | OD        | CERT     | AS       | BS       | OD        |
| Optometry                     |          |          |          | 30        |          |          |          | 34        |          |          |          | 36        |
| Visual Science                |          |          |          |           |          |          | 8        |           |          |          | 9        |           |
| <b>COLLEGE TOTAL</b>          | <b>0</b> | <b>0</b> | <b>0</b> | <b>30</b> | <b>0</b> | <b>0</b> | <b>8</b> | <b>34</b> | <b>0</b> | <b>0</b> | <b>9</b> | <b>36</b> |

| PHARMACY             | 2007-08  |          |          |            | 2008-09  |          |          |            | 2009-10  |          |          |            |
|----------------------|----------|----------|----------|------------|----------|----------|----------|------------|----------|----------|----------|------------|
|                      | CERT     | AS       | BS       | Pharm<br>D | CERT     | AS       | BS       | Pharm<br>D | CERT     | AS       | BS       | Pharm<br>D |
| Pharmacy             |          |          |          | 128        |          |          |          | 142        |          |          |          | 141        |
| <b>COLLEGE TOTAL</b> | <b>0</b> | <b>0</b> | <b>0</b> | <b>128</b> | <b>0</b> | <b>0</b> | <b>0</b> | <b>142</b> | <b>0</b> | <b>0</b> | <b>0</b> | <b>141</b> |

| PROFESSIONAL & TECHNOLOGICAL STUDIES | 2007-08  |          |           |          | 2008-09  |          |           |          | 2009-10  |          |           |          |
|--------------------------------------|----------|----------|-----------|----------|----------|----------|-----------|----------|----------|----------|-----------|----------|
|                                      | CERT     | AS       | BS        | MS       | CERT     | AS       | BS        | MS       | CERT     | AS       | BS        | MS       |
| Digital Animation & Game Design      |          |          | 12        |          |          |          | 20        |          |          |          | 19        |          |
| Industrial Technology & Management   |          |          | 21        |          |          |          | 17        |          |          |          | 24        |          |
| <b>TOTAL</b>                         | <b>0</b> | <b>0</b> | <b>33</b> | <b>0</b> | <b>0</b> | <b>0</b> | <b>37</b> | <b>0</b> | <b>0</b> | <b>0</b> | <b>43</b> | <b>0</b> |
| <b>COLLEGE TOTAL</b>                 | <b>0</b> | <b>0</b> | <b>33</b> | <b>0</b> | <b>0</b> | <b>0</b> | <b>37</b> | <b>0</b> | <b>0</b> | <b>0</b> | <b>43</b> | <b>0</b> |

Source: Office of Institutional Research and Testing

## DEGREES

### **DEGREES CONFERRED AT FERRIS STATE UNIVERSITY**

**ACADEMIC YEAR (SUMMER, FALL, SPRING SEMESTERS)**

|                    | <u>CERTIFICATE</u> | <u>ASSOCIATE</u> | <u>BACHELOR</u> | <u>MASTER</u> | <u>PROFESSIONAL<br/>PRACTICE</u> | <u>TOTAL</u> |
|--------------------|--------------------|------------------|-----------------|---------------|----------------------------------|--------------|
| <b>1990 - 1991</b> | 9                  | 1,107            | 1,662           | 31            | 33                               | 2,842        |
| <b>1991 - 1992</b> | 13                 | 1,156            | 1,790           | 36            | 36                               | 3,031        |
| <b>1992 - 1993</b> | 7                  | 1,295            | 1,898           | 38            | 35                               | 3,273        |
| <b>1993 - 1994</b> | 8                  | 975              | 1,789           | 27            | 36                               | 2,835        |
| <b>1994 - 1995</b> | 11                 | 948              | 1,661           | 34            | 40                               | 2,694        |
| <b>1995 - 1996</b> | 53                 | 860              | 1,438           | 40            | 35                               | 2,426        |
| <b>1996 - 1997</b> | 71                 | 786              | 1,328           | 43            | 41                               | 2,269        |
| <b>1997 - 1998</b> | 82                 | 823              | 1,281           | 97            | 40                               | 2,323        |
| <b>1998 - 1999</b> | 96                 | 839              | 1,140           | 83            | 41                               | 2,199        |
| <b>1999 - 2000</b> | 130                | 821              | 1,186           | 81            | 44                               | 2,262        |
| <b>2000 - 2001</b> | 100                | 722              | 1,217           | 116           | 52                               | 2,207        |
| <b>2001 - 2002</b> | 157                | 764              | 1,325           | 152           | 45                               | 2,443        |
| <b>2002 - 2003</b> | 247                | 808              | 1,312           | 168           | 58                               | 2,593        |
| <b>2003 - 2004</b> | 217                | 830              | 1,410           | 148           | 121                              | 2,726        |
| <b>2004 - 2005</b> | 245                | 843              | 1,403           | 158           | 149                              | 2,798        |
| <b>2005 - 2006</b> | 259                | 905              | 1,615           | 134           | 147                              | 3,060        |
| <b>2006 - 2007</b> | 327                | 873              | 1,639           | 169           | 154                              | 3,162        |
| <b>2007 - 2008</b> | 264                | 861              | 1,839           | 137           | 158                              | 3,259        |
| <b>2008 - 2009</b> | 292                | 794              | 1,952           | 197           | 176                              | 3,411        |
| <b>2009 - 2010</b> | 283                | 787              | 2,004           | 156           | 177                              | 3,407        |

Source: Office of Institutional Research and Testing

# FERRIS STATE UNIVERSITY

## APPROVED PROGRAMS

| COLLEGE | DEPARTMENT                                     | PROGRAM NAMES                           | DEGREE |
|---------|--|---|--------|
| A/S     | Arts & Sciences Dean's Office                  | Integrative Studies                     | BIS    |
| A/S     | Biological Sciences                            | Biology                                 | BA     |
| A/S     | Biological Sciences                            | Biology                                 | BS     |
| A/S     | Biological Sciences                            | Biology/Environmental Biology           | BS     |
| A/S     | Biological Sciences                            | Biology/Forensic Biology                | BS     |
| A/S     | Biological Sciences                            | Biology/Pre-Dentistry                   | BS     |
| A/S     | Biological Sciences                            | Biology/Pre-Medicine                    | BS     |
| A/S     | Biological Sciences                            | Biology/Pre-Optometry                   | BS     |
| A/S     | Biological Sciences                            | Biology/Pre-Physical Therapy            | BS     |
| A/S     | Biological Sciences                            | Biology/Pre-Veterinary Medicine         | BS     |
| A/S     | Biological Sciences                            | Biotechnology                           | BS     |
| A/S     | Biological Sciences                            | Ornamental Horticulture Technology      | AAS    |
| A/S     | Biological Sciences                            | Pre-Science                             | AS     |
| A/S     | Humanities                                     | Applied Speech Communication            | AA     |
| A/S     | Humanities                                     | Applied Speech Communication            | BS     |
| A/S     | Humanities                                     | Communication                           | BA     |
| A/S     | Humanities                                     | History                                 | BA     |
| A/S     | Language and Literature                        | English                                 | BA     |
| A/S     | Language and Literature                        | English Literature                      | BA     |
| A/S     | Language and Literature                        | Journalism & Technical Communication    | BS     |
| A/S     | Language and Literature                        | Liberal Arts                            | AA     |
| A/S     | Language and Literature                        | Technical & Professional Communication  | BS     |
| A/S     | Mathematics                                    | Applied Mathematics                     | BS     |
| A/S     | Mathematics                                    | Applied Mathematics/Actuarial Science   | BS     |
| A/S     | Mathematics                                    | Applied Mathematics/Computer Science    | BS     |
| A/S     | Mathematics                                    | Applied Mathematics/Industrial          | BS     |
| A/S     | Mathematics                                    | Applied Mathematics/Operations Research | BS     |
| A/S     | Mathematics                                    | Applied Mathematics/Statistics          | BS     |
| A/S     | Mathematics                                    | Mathematics                             | BA     |
| A/S     | Mathematics                                    | Pre-Engineering                         | AS     |
| A/S     | Physical Sciences                              | Biochemistry                            | BA     |
| A/S     | Physical Sciences                              | Chemistry                               | BA     |
| A/S     | Physical Sciences                              | Industrial Chemistry Technology         | AAS    |
| A/S     | Physical Sciences                              | Pre-Mortuary Science                    | AS     |
| A/S     | Physical Sciences                              | Pre-Pharmacy                            | AS     |
| A/S     | Social Sciences                                | Political Sciences                      | BS     |
| A/S     | Social Sciences                                | Pre-Law                                 | AA     |
| A/S     | Social Sciences                                | Psychology                              | BS     |
| A/S     | Social Sciences                                | Public Administration                   | BS     |
| A/S     | Social Sciences                                | Social Work                             | BSW    |
| A/S     | Social Sciences                                | Sociology                               | BA     |
| AHS     | Clinical Laboratory, Respiratory, Health Admin | Health Care Systems Administration      | BS     |
| AHS     | Clinical Laboratory, Respiratory, Health Admin | Health Information Management           | BS     |
| AHS     | Clinical Laboratory, Respiratory, Health Admin | Health Information Technology           | AAS    |
| AHS     | Clinical Laboratory, Respiratory, Health Admin | Medical Laboratory Technology           | AAS    |
| AHS     | Clinical Laboratory, Respiratory, Health Admin | Medical Technology (Career Mobility)    | BS     |
| AHS     | Clinical Laboratory, Respiratory, Health Admin | Medical Technology (Integrated)         | BS     |
| AHS     | Clinical Laboratory, Respiratory, Health Admin | Molecular Diagnostics                   | BS     |
| AHS     | Clinical Laboratory, Respiratory, Health Admin | Respiratory Care                        | AAS    |
| AHS     | College of Allied Health Sciences              | Allied Health Science                   | AAS    |

## DEGREES

# FERRIS STATE UNIVERSITY

## APPROVED PROGRAMS

| COLLEGE | DEPARTMENT                                 | PROGRAM NAMES                                  | DEGREE |
|---------|--|--|--------|
| AHS     | College of Allied Health Sciences          | Allied Health Science                          | BS     |
| AHS     | Dental Hygiene & Medical Imaging           | Dental Hygiene                                 | AAS    |
| AHS     | Dental Hygiene & Medical Imaging           | Dental Hygiene                                 | BS     |
| AHS     | Dental Hygiene & Medical Imaging           | Diagnostic Medical Sonography                  | AAS    |
| AHS     | Dental Hygiene & Medical Imaging           | Nuclear Medicine Technology                    | AAS    |
| AHS     | Dental Hygiene & Medical Imaging           | Nuclear Medicine Technology                    | BS     |
| AHS     | Dental Hygiene & Medical Imaging           | Radiography                                    | AAS    |
| AHS     | School of Nursing                          | Nursing  | BSN    |
| AHS     | School of Nursing                          | Nursing  | MSN    |
| AHS     | School of Nursing                          | Nursing  | RN-BSN |
| BUS     | Accounting, Finance, & Information Systems | Accountancy                                    | AAS    |
| BUS     | Accounting, Finance, & Information Systems | Accountancy                                    | BB     |
| BUS     | Accounting, Finance, & Information Systems | Accountancy/Computer Information Systems       | BS     |
| BUS     | Accounting, Finance, & Information Systems | Accountancy/Finance                            | BS     |
| BUS     | Accounting, Finance, & Information Systems | Accountancy/Public Accounting Track            | BS     |
| BUS     | Accounting, Finance, & Information Systems | Computer Information Systems                   | AAS    |
| BUS     | Accounting, Finance, & Information Systems | Computer Information Systems                   | BS     |
| BUS     | Accounting, Finance, & Information Systems | Computer Information Technology Systems        | BS     |
| BUS     | Accounting, Finance, & Information Systems | Finance  | BS     |
| BUS     | Accounting, Finance, & Information Systems | Information Security & Intelligence            | BS     |
| BUS     | Accounting, Finance, & Information Systems | Information Systems Management                 | MS     |
| BUS     | Management                                 | Business Administration                        | BS     |
| BUS     | Management                                 | Business Administration w/ Legal Studies       | BS     |
| BUS     | Management                                 | Business Administration w/ Professional Tracks | BS     |
| BUS     | Management                                 | General Business                               | AAS    |
| BUS     | Management                                 | Human Resource Management                      | BS     |
| BUS     | Management                                 | Legal Studies                                  | AAS    |
| BUS     | Management                                 | Management                                     | BS     |
| BUS     | Management                                 | Master of Business Administration              | MBA    |
| BUS     | Management                                 | Operations and Supply Management               | BS     |
| BUS     | Marketing                                  | Advertising                                    | BS     |
| BUS     | Marketing                                  | Advertising/Integrated Marketing Communication | BS     |
| BUS     | Marketing                                  | Business Data Analytics                        | BS     |
| BUS     | Marketing                                  | Graphic Design                                 | AAS    |
| BUS     | Marketing                                  | Graphic Design                                 | BS     |
| BUS     | Marketing                                  | Marketing                                      | BS     |
| BUS     | Marketing                                  | Public Relations                               | BS     |
| BUS     | Sport Entertainment and Hospitality Mgmt   | Dietary and Food Service Management            | AAS    |
| BUS     | Sport Entertainment and Hospitality Mgmt   | Hotel Management                               | BS     |
| BUS     | Sport Entertainment and Hospitality Mgmt   | Hotel Management with AAS RFIM                 | BS     |
| BUS     | Sport Entertainment and Hospitality Mgmt   | Music Industry Management                      | BS     |
| BUS     | Sport Entertainment and Hospitality Mgmt   | Professional Golf Management                   | BS     |
| BUS     | Sport Entertainment and Hospitality Mgmt   | Professional Tennis Management                 | BS     |
| BUS     | Sport Entertainment and Hospitality Mgmt   | Resort Management                              | BS     |
| BUS     | Sport Entertainment and Hospitality Mgmt   | Restaurant & Food Industry Management          | AAS    |
| CPT     | Professional & Technical Studies           | Community College Leadership                   | EDD    |
| CPT     | Professional & Technical Studies           | Digital Animation and Game Design              | BAS    |
| CPT     | Professional & Technical Studies           | Digital Media Software Engineering             | BAS    |
| CPT     | Professional & Technical Studies           | Industrial Technology and Management           | BAS    |
| EDU     | Criminal Justice                           | Criminal Justice Administration                | MS     |

# FERRIS STATE UNIVERSITY

## APPROVED PROGRAMS

| COLLEGE | DEPARTMENT                   | PROGRAM NAMES                                     | DEGREE   |
|---------|------------------------------|---|----------|
| EDU     | Criminal Justice             | Criminal Justice/Corrections Option               | BS       |
| EDU     | Criminal Justice             | Criminal Justice/Generalist Option                | BS       |
| EDU     | Criminal Justice             | Criminal Justice/Law Enforcement Option           | BS       |
| EDU     | Criminal Justice             | Pre-Criminal Justice                              | AA       |
| EDU     | Leisure Studies and Wellness | Recreation Leadership & Management                | BS       |
| EDU     | School of Education          | Biology Education                                 | BS       |
| EDU     | School of Education          | Business Education                                | BS       |
| EDU     | School of Education          | Career & Technical Education                      | MS       |
| EDU     | School of Education          | Chemistry Education                               | BS       |
| EDU     | School of Education          | Curriculum & Instruction - Administrative         | M.Ed.    |
| EDU     | School of Education          | Curriculum & Instruction - Elementary Cert        | M.Ed.    |
| EDU     | School of Education          | Curriculum & Instruction - Experiential Education | M.Ed.    |
| EDU     | School of Education          | Curriculum & Instruction - Philanthropy           | M.Ed.    |
| EDU     | School of Education          | Curriculum & Instruction - Reading Endorsement    | M.Ed.    |
| EDU     | School of Education          | Curriculum & Instruction - Secondary Cert         | M.Ed.    |
| EDU     | School of Education          | Curriculum & Instruction - Special Education      | M.Ed.    |
| EDU     | School of Education          | Early Childhood Education                         | AAS      |
| EDU     | School of Education          | Early Childhood Education                         | BS       |
| EDU     | School of Education          | Educational Leadership                            | MS       |
| EDU     | School of Education          | Elementary Education                              | BS       |
| EDU     | School of Education          | English Education                                 | BS       |
| EDU     | School of Education          | History Education                                 | BS       |
| EDU     | School of Education          | Mathematics Education                             | BS       |
| EDU     | School of Education          | Pre-Teaching Elementary                           | AA       |
| EDU     | School of Education          | Pre-Teaching Secondary                            | AA       |
| EDU     | School of Education          | Social Studies                                    | BS       |
| EDU     | School of Education          | Technical Education                               | BS       |
| EDU     | School of Education          | Training in Business and Industry                 | BS       |
| EDU     | Television Production        | Television and Digital Media Production           | BS       |
| KEN     | Design Studies               | Digital Media                                     | BFA      |
| KEN     | Design Studies               | Furniture Design                                  | BFA      |
| KEN     | Design Studies               | Graphic Design                                    | BFA      |
| KEN     | Design Studies               | Illustration                                      | BFA      |
| KEN     | Design Studies               | Industrial Design                                 | BFA      |
| KEN     | Design Studies               | Interior Design                                   | BFA      |
| KEN     | Design Studies               | Metals/Jewelry Design                             | BFA      |
| KEN     | Fine Arts/Foundation         | Drawing   | BFA      |
| KEN     | Fine Arts/Foundation         | Drawing with Printmaking Focus                    | BFA      |
| KEN     | Fine Arts/Foundation         | Fine Arts Drawing                                 | MFA      |
| KEN     | Fine Arts/Foundation         | Fine Arts Painting                                | MFA      |
| KEN     | Fine Arts/Foundation         | Fine Arts Photography                             | MFA      |
| KEN     | Fine Arts/Foundation         | Fine Arts Printmaking                             | MFA      |
| KEN     | Fine Arts/Foundation         | Painting  | BFA      |
| KEN     | Fine Arts/Foundation         | Photography                                       | BFA      |
| KEN     | Fine Arts/Foundation         | Sculpture/Functional Art                          | BFA      |
| KEN     | Liberal Arts & Sciences      | Art Education                                     | BFA      |
| KEN     | Liberal Arts & Sciences      | Art Education                                     | MFA      |
| KEN     | Liberal Arts & Sciences      | Art History                                       | BS       |
| OPT     | Optometry                    | Optometry   | OD       |
| PHR     | Pharmacy                     | Doctor of Pharmacy                                | Pharm.D. |

## DEGREES

# FERRIS STATE UNIVERSITY

## APPROVED PROGRAMS

| COLLEGE | DEPARTMENT                               | PROGRAM NAMES                                  | DEGREE |
|---------|--|--|--------|
| TEC     | Architectural Technology & Facility Mgmt | Architectural Technology                       | AAS    |
| TEC     | Architectural Technology & Facility Mgmt | Architecture & Sustainability                  | BS     |
| TEC     | Architectural Technology & Facility Mgmt | Facility Management                            | BS     |
| TEC     | Automotive                               | Automotive Engineering Technology              | BS     |
| TEC     | Automotive                               | Automotive Management                          | BS     |
| TEC     | Automotive                               | Automotive Service Technology                  | AAS    |
| TEC     | Construction Technology & Management     | Building Construction Technology               | AAS    |
| TEC     | Construction Technology & Management     | Civil Engineering Technology                   | AAS    |
| TEC     | Construction Technology & Management     | Construction Management                        | BS     |
| TEC     | Construction Technology & Management     | Construction Management/Comm/Indust Bldg       | BS     |
| TEC     | Construction Technology & Management     | Construction Management/Highway/Bridge         | BS     |
| TEC     | Electronics/CNS                          | Computer Networks & Systems                    | BS     |
| TEC     | Electronics/CNS                          | Electrical/Electronics Engineering Technology  | BS     |
| TEC     | Electronics/CNS                          | Industrial Electronics Technology              | AAS    |
| TEC     | Heavy Equipment                          | Heavy Equipment Service Engineering Technology | BS     |
| TEC     | Heavy Equipment                          | Heavy Equipment Service Technology             | AAS    |
| TEC     | HVACR                                    | HVACR Engineering Technology                   | BS     |
| TEC     | HVACR                                    | HVACR Technology                               | AAS    |
| TEC     | Manufacturing Engineering Technology     | Manufacturing Engineering Technology           | BS     |
| TEC     | Manufacturing Engineering Technology     | Manufacturing Tooling Technology               | AAS    |
| TEC     | Manufacturing Engineering Technology     | Quality Engineering Technology                 | BS     |
| TEC     | Mechanical Design                        | CAD Drafting & Tool Design Technology          | AAS    |
| TEC     | Mechanical Design                        | Mechanical Engineering Technology              | AAS    |
| TEC     | Mechanical Design                        | Mechanical Engineering Technology              | BS     |
| TEC     | Mechanical Design                        | Product Design Engineering Technology          | BS     |
| TEC     | Plastics & Rubber                        | Plastics & Polymer Engineering Technology      | AAS    |
| TEC     | Plastics & Rubber                        | Plastics Engineering Technology                | BS     |
| TEC     | Plastics & Rubber                        | Plastics Technology                            | AAS    |
| TEC     | Plastics & Rubber                        | Rubber Engineering Technology                  | BS     |
| TEC     | Plastics & Rubber                        | Rubber Technology                              | AAS    |
| TEC     | Printing & Imaging Technology Management | New Media Printing & Publishing                | BS     |
| TEC     | Printing & Imaging Technology Management | Printing & Digital Graphic Imaging Technology  | AAS    |
| TEC     | Printing & Imaging Technology Management | Printing Management                            | BS     |
| TEC     | Surveying                                | Surveying Engineering                          | BS     |
| TEC     | Surveying                                | Surveying Technology                           | AAS    |
| TEC     | Welding Engineering Technology           | Welding Engineering Technology                 | BS     |
| TEC     | Welding Engineering Technology           | Welding Technology                             | AAS    |

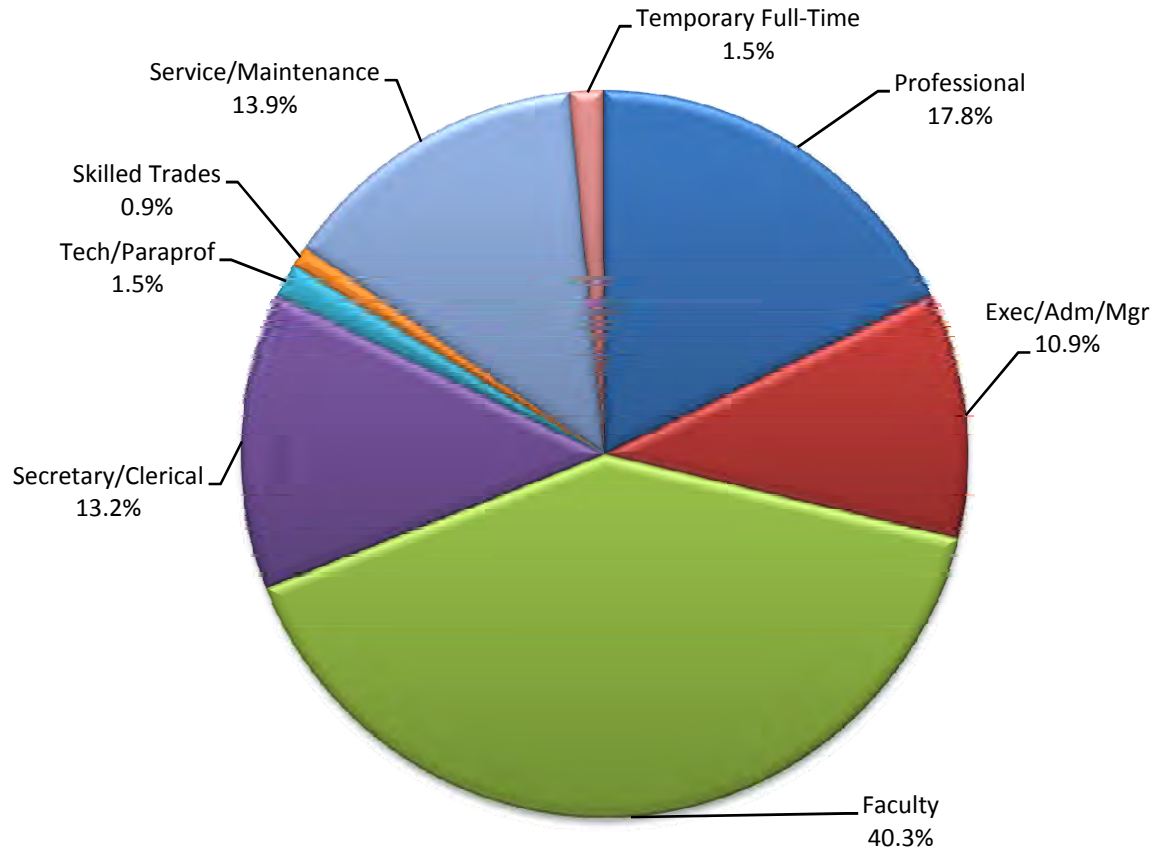
Source: Academic Affairs



# FACULTY & STAFF

## UNIVERSITY STAFF BY JOB CATEGORY AND GENDER FALL 2010

### FULL-TIME

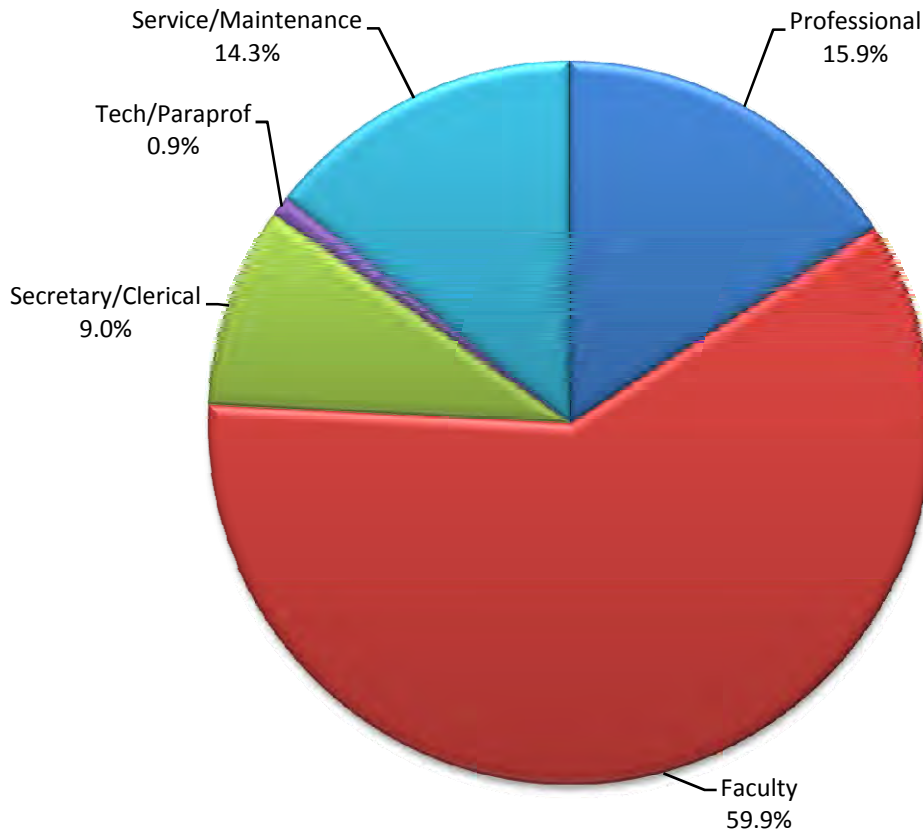


| <u>JOB CATEGORY</u> | <u>MALE<br/>NUMBER</u> | <u>PERCENT</u> | <u>FEMALE<br/>NUMBER</u> | <u>PERCENT</u> | <u>TOTAL<br/>NUMBER</u> | <u>PERCENT</u> |
|---------------------|------------------------|----------------|--------------------------|----------------|-------------------------|----------------|
| Professional        | 109                    | 44.0%          | 139                      | 56.0%          | 248                     | 17.8%          |
| Exec/Adm/Mgr        | 87                     | 57.2%          | 65                       | 42.8%          | 152                     | 10.9%          |
| Faculty             | 335                    | 59.7%          | 226                      | 40.3%          | 561                     | 40.3%          |
| Secretary/Clerical  | 5                      | 2.7%           | 179                      | 97.3%          | 184                     | 13.2%          |
| Tech/Paraprof       | 7                      | 33.3%          | 14                       | 66.7%          | 21                      | 1.5%           |
| Skilled Trades      | 13                     | 100.0%         | 0                        | 0.0%           | 13                      | 0.9%           |
| Service/Maintenance | 105                    | 54.4%          | 88                       | 45.6%          | 193                     | 13.9%          |
| Temporary Full-Time | 4                      | 19.0%          | 17                       | 81.0%          | 21                      | 1.5%           |
| <b>TOTAL</b>        | <b>665</b>             | <b>47.7%</b>   | <b>728</b>               | <b>52.3%</b>   | <b>1393</b>             | <b>100.0%</b>  |

Source: Office of Human Resource Development

**UNIVERSITY STAFF BY JOB CATEGORY AND GENDER  
FALL 2010**

**PART-TIME**

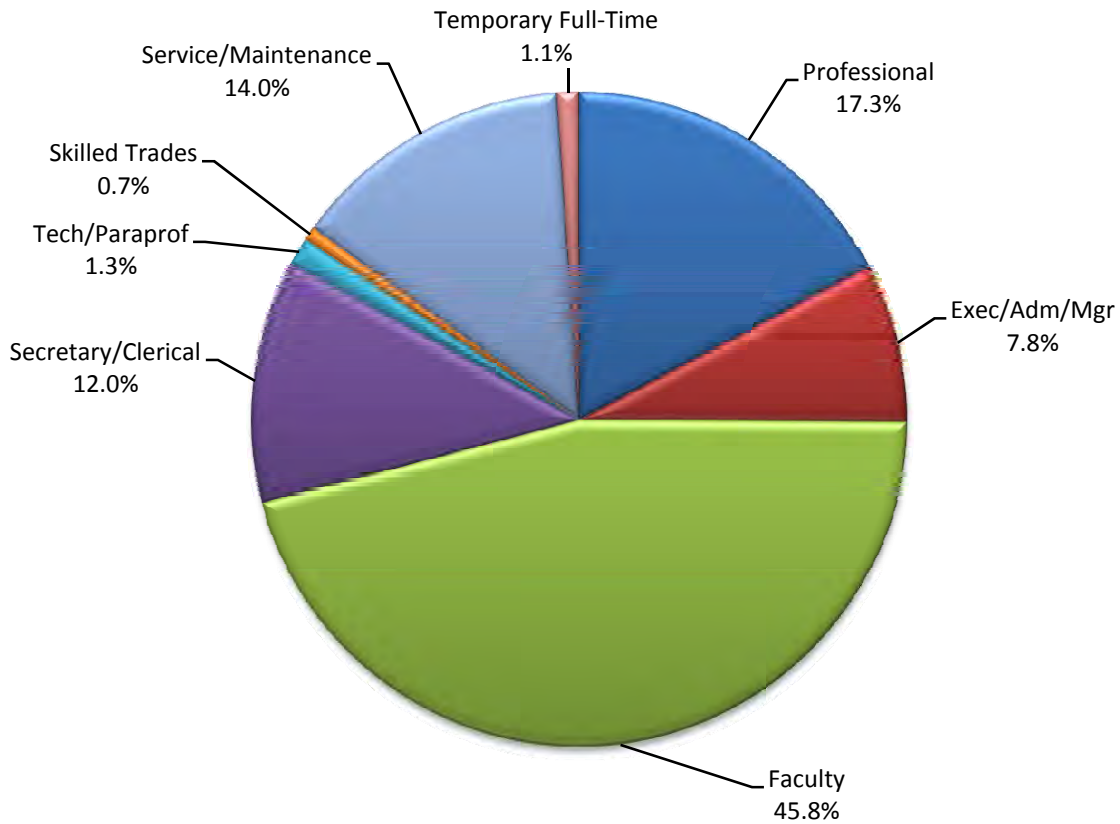


| <u>JOB CATEGORY</u>        | <u>MALE<br/>NUMBER</u> | <u>PERCENT</u> | <u>FEMALE<br/>NUMBER</u> | <u>PERCENT</u> | <u>TOTAL<br/>NUMBER</u> | <u>PERCENT</u> |
|----------------------------|------------------------|----------------|--------------------------|----------------|-------------------------|----------------|
| <b>Professional</b>        | 37                     | 42.5%          | 50                       | 57.5%          | 87                      | 15.9%          |
| <b>Faculty</b>             | 166                    | 50.8%          | 161                      | 49.2%          | 327                     | 59.9%          |
| <b>Secretary/Clerical</b>  | 3                      | 6.1%           | 46                       | 93.9%          | 49                      | 9.0%           |
| <b>Tech/Paraprof</b>       | 3                      | 60.0%          | 2                        | 40.0%          | 5                       | 0.9%           |
| <b>Service/Maintenance</b> | 36                     | 46.2%          | 42                       | 53.8%          | 78                      | 14.3%          |
| <b>TOTAL</b>               | 245                    | 44.9%          | 301                      | 55.1%          | 546                     | 100.0%         |

Source: Office of Human Resource Development

## UNIVERSITY STAFF BY JOB CATEGORY AND GENDER FALL 2010

### TOTAL



| <u>JOB CATEGORY</u> | <u>MALE NUMBER</u> | <u>PERCENT</u> | <u>FEMALE NUMBER</u> | <u>PERCENT</u> | <u>TOTAL NUMBER</u> | <u>PERCENT</u> |
|---------------------|--------------------|----------------|----------------------|----------------|---------------------|----------------|
| Professional        | 146                | 43.6%          | 189                  | 56.4%          | 335                 | 17.3%          |
| Exec/Adm/Mgr        | 87                 | 57.2%          | 65                   | 42.8%          | 152                 | 7.8%           |
| Faculty             | 501                | 56.4%          | 387                  | 43.6%          | 888                 | 45.8%          |
| Secretary/Clerical  | 8                  | 3.4%           | 225                  | 96.6%          | 233                 | 12.0%          |
| Tech/Paraprof       | 10                 | 38.5%          | 16                   | 61.5%          | 26                  | 1.3%           |
| Skilled Trades      | 13                 | 100.0%         | 0                    | 0.0%           | 13                  | 0.7%           |
| Service/Maintenance | 141                | 52.0%          | 130                  | 48.0%          | 271                 | 14.0%          |
| Temporary Full-Time | 4                  | 19.0%          | 17                   | 81.0%          | 21                  | 1.1%           |
| <b>TOTAL</b>        | <b>910</b>         | <b>46.9%</b>   | <b>1029</b>          | <b>53.1%</b>   | <b>1939</b>         | <b>100.0%</b>  |

Source: Office of Human Resource Development

## FACULTY & STAFF

### FALL FACULTY AND STAFF BY RACE/ETHNICITY AND GENDER

#### FULL-TIME & PART-TIME EMPLOYEES - 11/1/2010

|                                     | <u>FEMALE</u> | <u>MALE</u> | <u>TOTAL</u> |
|-------------------------------------|---------------|-------------|--------------|
| AMERICAN INDIAN OR ALASKA NATIVE    | 4             | 6           | 10           |
| ASIAN                               | 15            | 25          | 40           |
| BLACK OR AFRICAN AMERICAN           | 15            | 20          | 35           |
| FOREIGN                             | 0             | 0           | 0            |
| HISPANIC OR LATINO                  | 7             | 9           | 16           |
| NATIVE HAWAIIAN OR PACIFIC ISLANDER | 0             | 0           | 0            |
| WHITE                               | 931           | 799         | 1,730        |
| TWO OR MORE RACES                   | 3             | 5           | 8            |
| UNREPORTED                          | 54            | 46          | 100          |
| <b>TOTAL</b>                        | <b>1,029</b>  | <b>910</b>  | <b>1,939</b> |

The following definitions are used in determining racial/ethnic designations:

**American Indian or Alaska Native:**

A person having origins in any of the original peoples of North and South America (including Central America), and who maintains cultural identification through tribal affiliation or community attachment.

**Asian:**

A person having origins in any of the original peoples of the Far East, Southeast Asia, or the Indian Subcontinent including, for example, Cambodia, China, India, Japan, Korea, Malaysia, Pakistan, the Philippine Islands, Thailand, and Vietnam.

**Black or African American:**

A person having origins in any of the black racial groups of Africa.

**Foreign:**

A person who is not a citizen of the United States, and who is in this country on a temporary basis and does not have a right to remain indefinitely.

**Hispanic or Latino:**

A person of Cuban, Mexican, Puerto Rican, Central or South American, or other Spanish culture or origin, regardless of race.

**Native Hawaiian or Pacific Islander:**

A person having origins in any of the original peoples of Hawaii, Guam, Samoa, or other Pacific Island.

**White:**

A person having origins in any of the original peoples of Europe, the Middle East, or North Africa.

Source: Office of Human Resource Development

## DISTINGUISHED TEACHER AWARD

The Ferris State University Academic Senate oversees the selection of the Distinguished Teacher Awards. Teachers receiving this award have been nominated by their peers based on the following criteria: Teaching excellence; participation in professional development activities; interest in students outside the classroom/laboratory; and exhibiting distinction as a member of the university community.

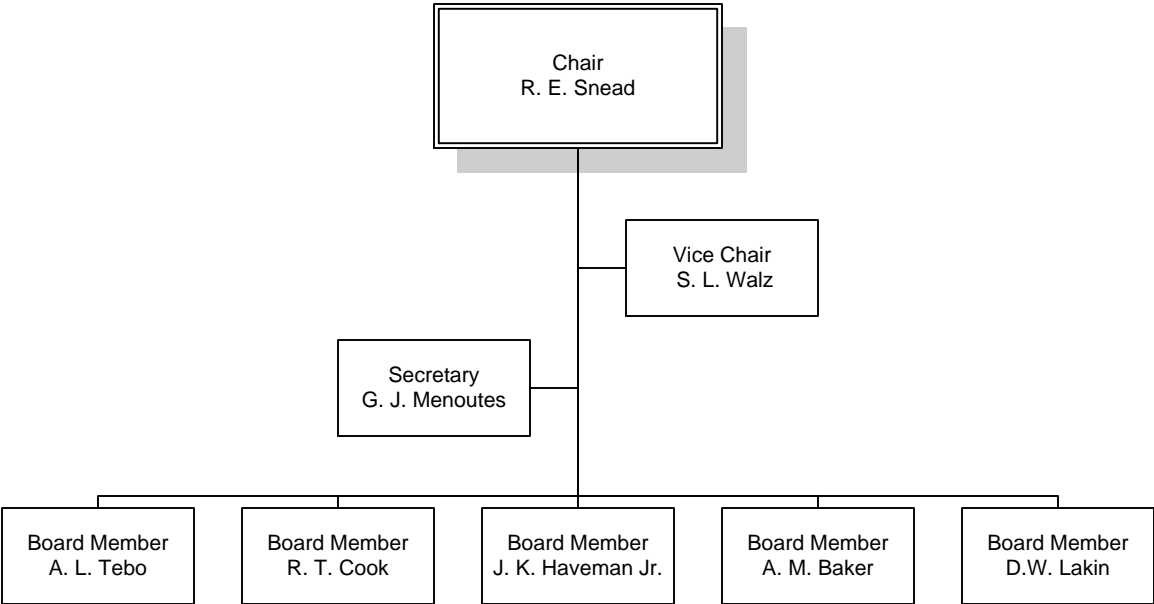
| YEAR | RECIPIENT            | COLLEGE         | YEAR | RECIPIENT            | COLLEGE                |
|------|----------------------|-----------------|------|----------------------|------------------------|
| 1965 | Marguerite Jeserich  | Arts & Sciences | 1991 | Roxanne M. Cullen    | Arts & Sciences        |
| 1966 | George Wells         | Arts & Sciences | 1991 | Gary C. Horn         | Arts & Sciences        |
| 1967 | Garnet Zimmerman     | Technology      | 1992 | Bruce L. Beetley     | Arts & Sciences        |
| 1968 | Karlis Kazerovskis   | Pharmacy        | 1992 | John H. Landis       | Allied Health Sciences |
| 1969 | Frank Karas          | Arts & Sciences | 1993 | Doug Fonner          | Arts & Sciences        |
| 1970 | Robert K. Harry      | Arts & Sciences | 1993 | Terry Nerbonne       | Education              |
| 1971 | Kenneth O. McManis   | Arts & Sciences | 1994 | Fred Lovgren         | Business               |
| 1972 | George N. Holcomb    | Pharmacy        | 1994 | Edward Stuart        | Technology             |
| 1973 | Richard Hunter       | Allied Health   | 1995 | Maude Bigford        | Arts & Sciences        |
| 1974 | Roger F. Kennedy     | Technology      | 1995 | Judy Schottle        | Allied Health Sciences |
| 1975 | Everett J. Nienhouse | Arts & Sciences | 1996 | Michael Keating      | Optometry              |
| 1976 | Barbara Sengelaub    | Allied Health   | 1996 | Caroline Stern       | Arts & Sciences        |
| 1977 | Max T. Yeley         | Technology      | 1997 | J. Randall Vance     | Optometry              |
| 1978 | Richard L. Shaw      | Technology      | 1998 | Walt Hoeksema        | Arts & Sciences        |
| 1979 | Joseph J. Mitala     | Pharmacy        | 1998 | Mitchell LeClaire    | Technology             |
| 1980 | Sidney P. Sytsma     | Business        | 1999 | Maryanne Heidemann   | Arts & Sciences        |
| 1981 | Richard A. Santer    | Arts & Sciences | 1999 | James (Ted) Walker   | Arts & Sciences        |
| 1982 | Michael D. Ells      | Allied Health   | 2000 | Daniel E. Noren      | Arts & Sciences        |
| 1982 | Neill H. Nutter      | Arts & Sciences | 2000 | Richard J. Pisacreta | Arts & Sciences        |
| 1983 | Herbert L. Carson    | Arts & Sciences | 2001 | Abdollah Ferdowski   | Business               |
| 1984 | Robert E. Friar      | Arts & Sciences | 2001 | J. Randall Groves    | Arts & Sciences        |
| 1984 | Newell H. Johnson    | Technology      | 2002 | Sheila Squicciarini  | Allied Health Sciences |
| 1985 | Julia H. Bonkowski   | Allied Health   | 2003 | David Aiken          | Arts & Sciences        |
| 1985 | James P. Lehnert     | Arts & Sciences | 2003 | David Hanna          | Technology             |
| 1986 | Ada Lou Carson       | Arts & Sciences | 2003 | Phillip Middleton    | Arts & Sciences        |
| 1987 | Michael C. Cooper    | Business        | 2004 | David Pilgrim        | Arts & Sciences        |
| 1987 | Rose Ann Swartz      | Business        | 2005 | Robert McCullough    | Arts & Sciences        |
| 1988 | Robert C. Ferguson   | Arts & Sciences | 2005 | Fred Heck            | Arts & Sciences        |
| 1988 | Garth S. McHattie    | Education       | 2006 | Pasquale Di Raddo    | Arts & Sciences        |
| 1989 | Mark A. Curtis       | Technology      | 2007 | Mary Murnik          | Arts & Sciences        |
| 1989 | James D. Maas        | Business        | 2008 | Khagendra Thapa      | Technology             |
| 1990 | Marilyn Keigley      | Business        | 2009 | Daniel Adsmond       | Arts & Sciences        |
| 1990 | Christine Towner     | Allied Health   | 2010 | Richard Goosen       | Engineering Technology |

Source: Academic Senate

# ORGANIZATIONAL CHARTS

# FERRIS STATE UNIVERSITY

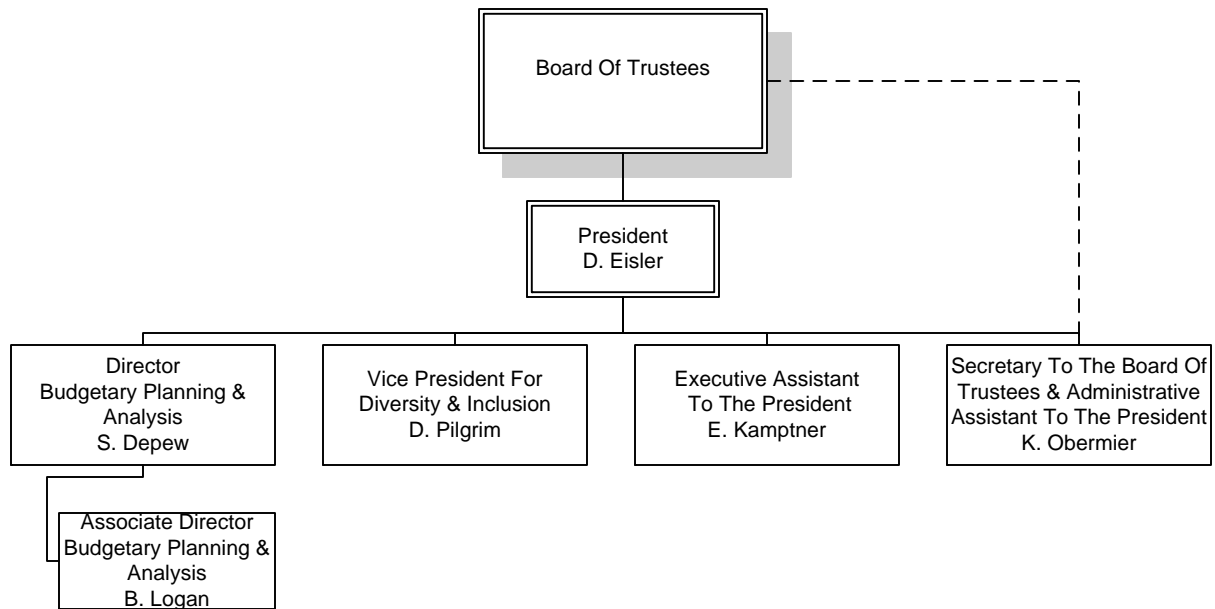
## BOARD OF TRUSTEES





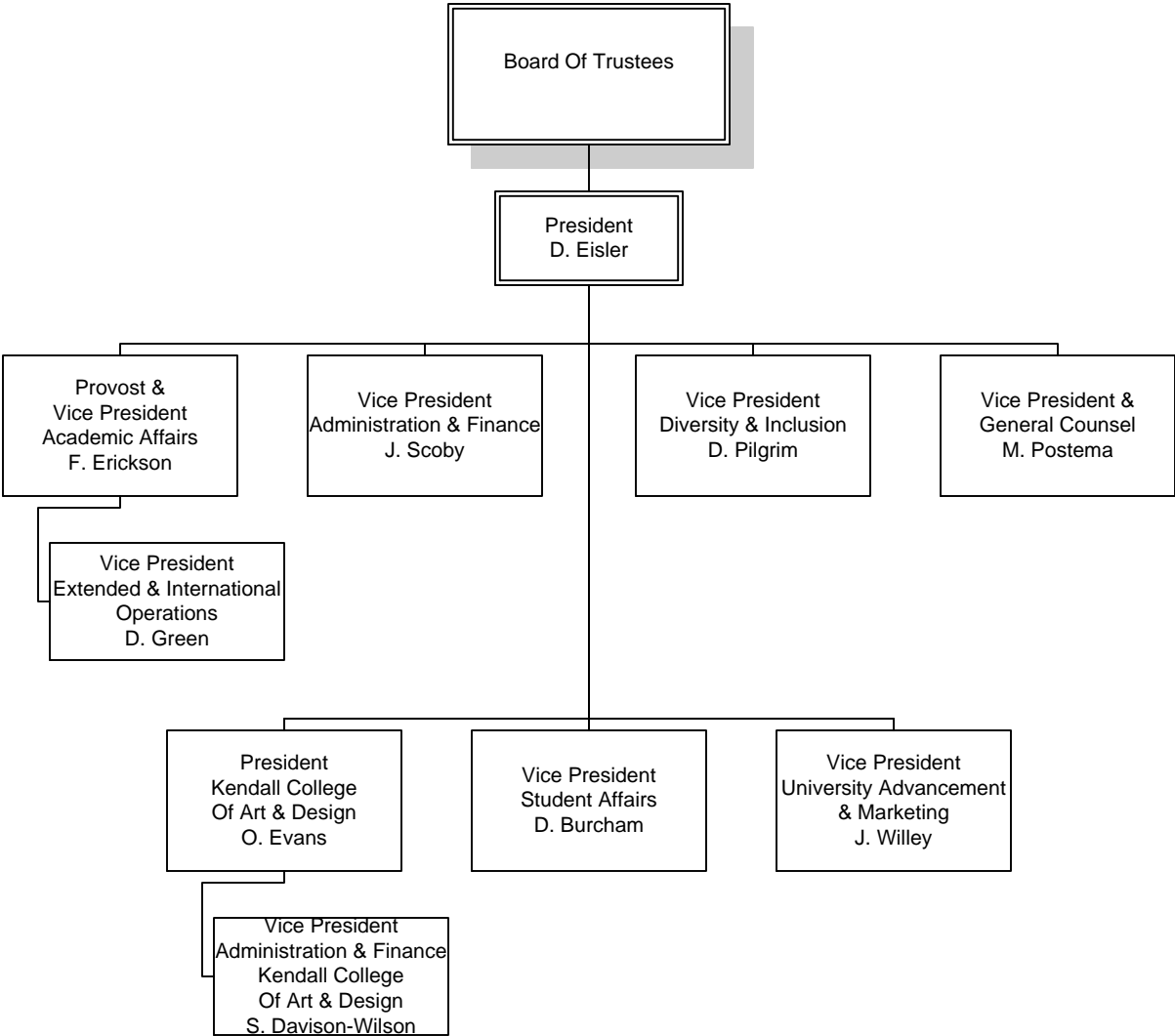
# FERRIS STATE UNIVERSITY

## EXECUTIVE DIVISION

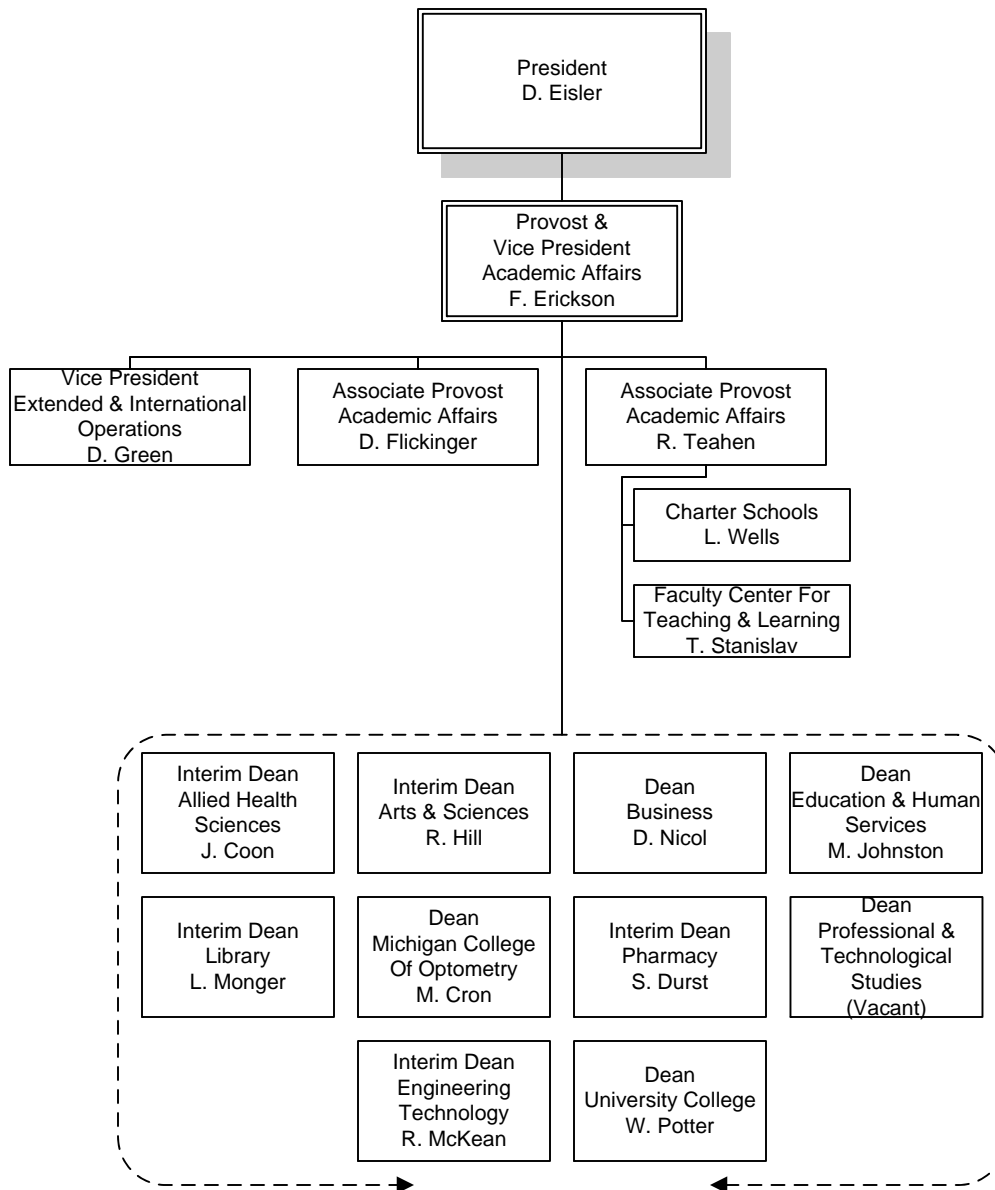


# FERRIS STATE UNIVERSITY

## PRESIDENT'S COUNCIL

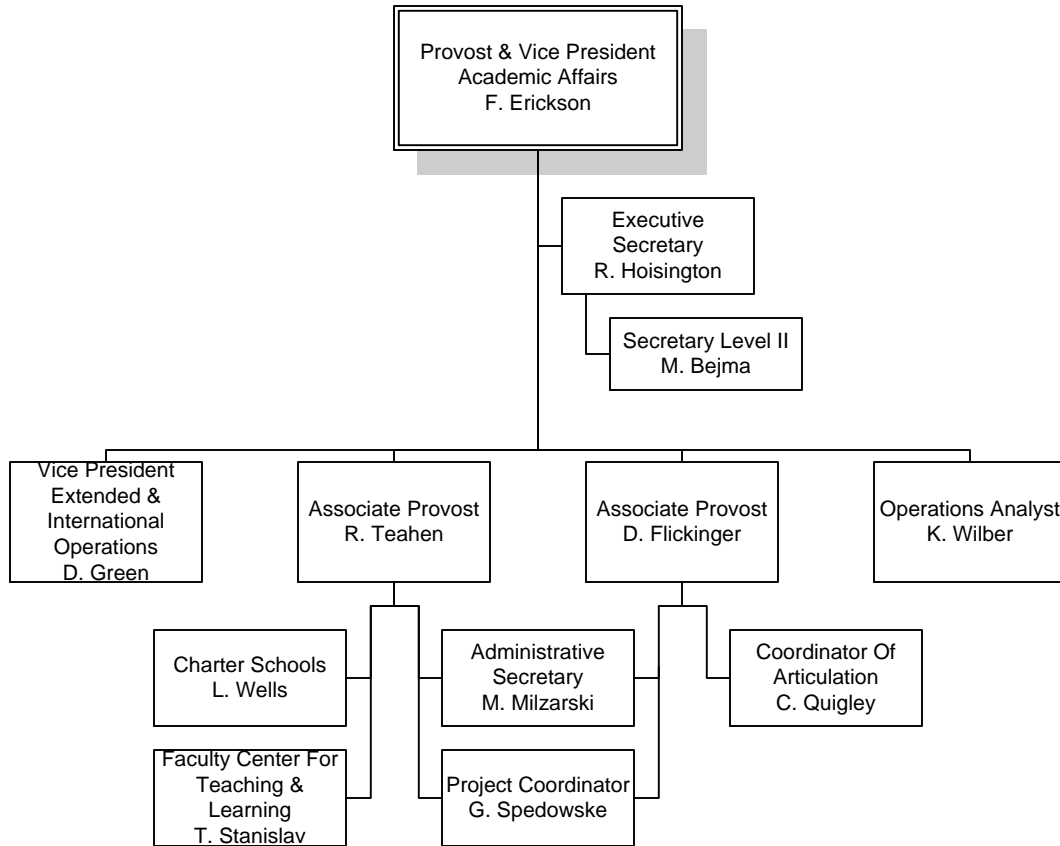


**FERRIS STATE UNIVERSITY**  
*ACADEMIC AFFAIRS DIVISION*



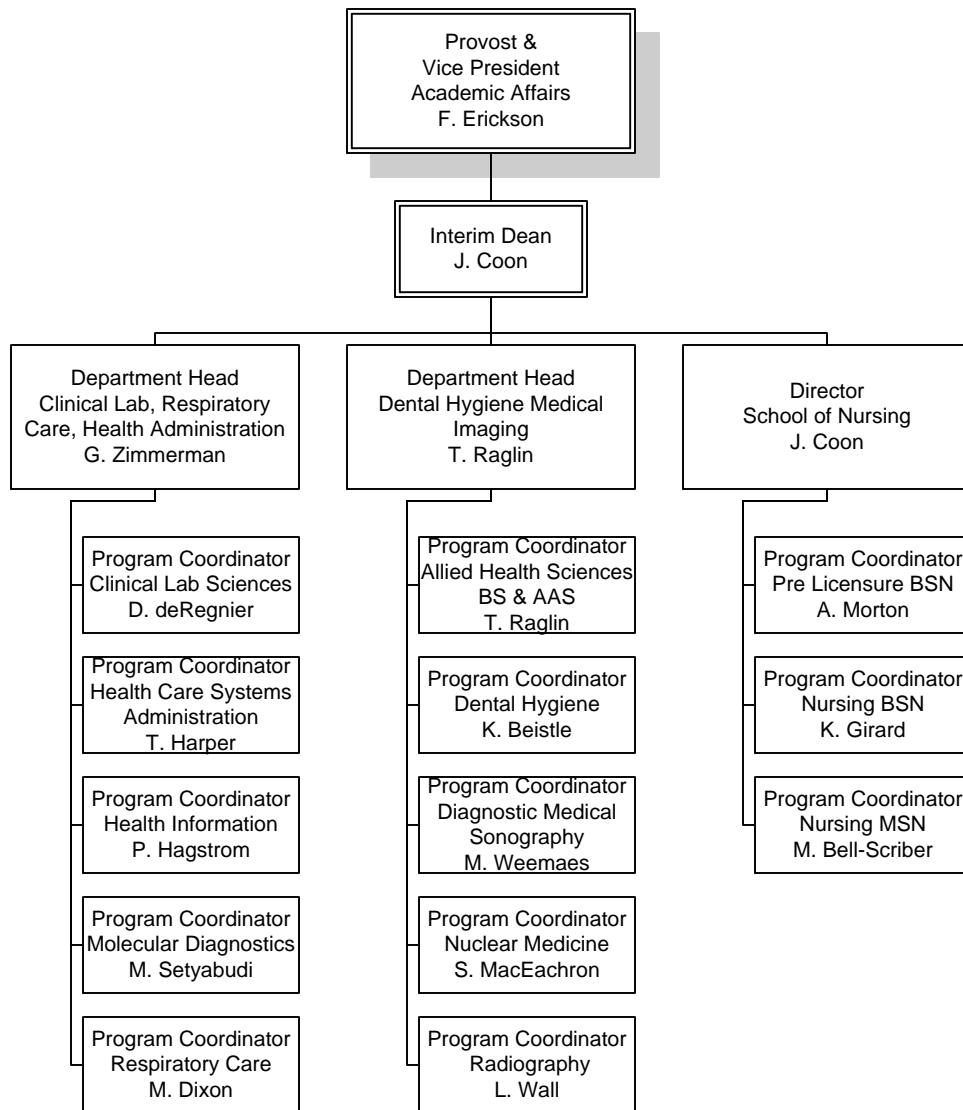
**FERRIS STATE UNIVERSITY**  
*ACADEMIC AFFAIRS DIVISION*

OFFICE OF ACADEMIC AFFAIRS



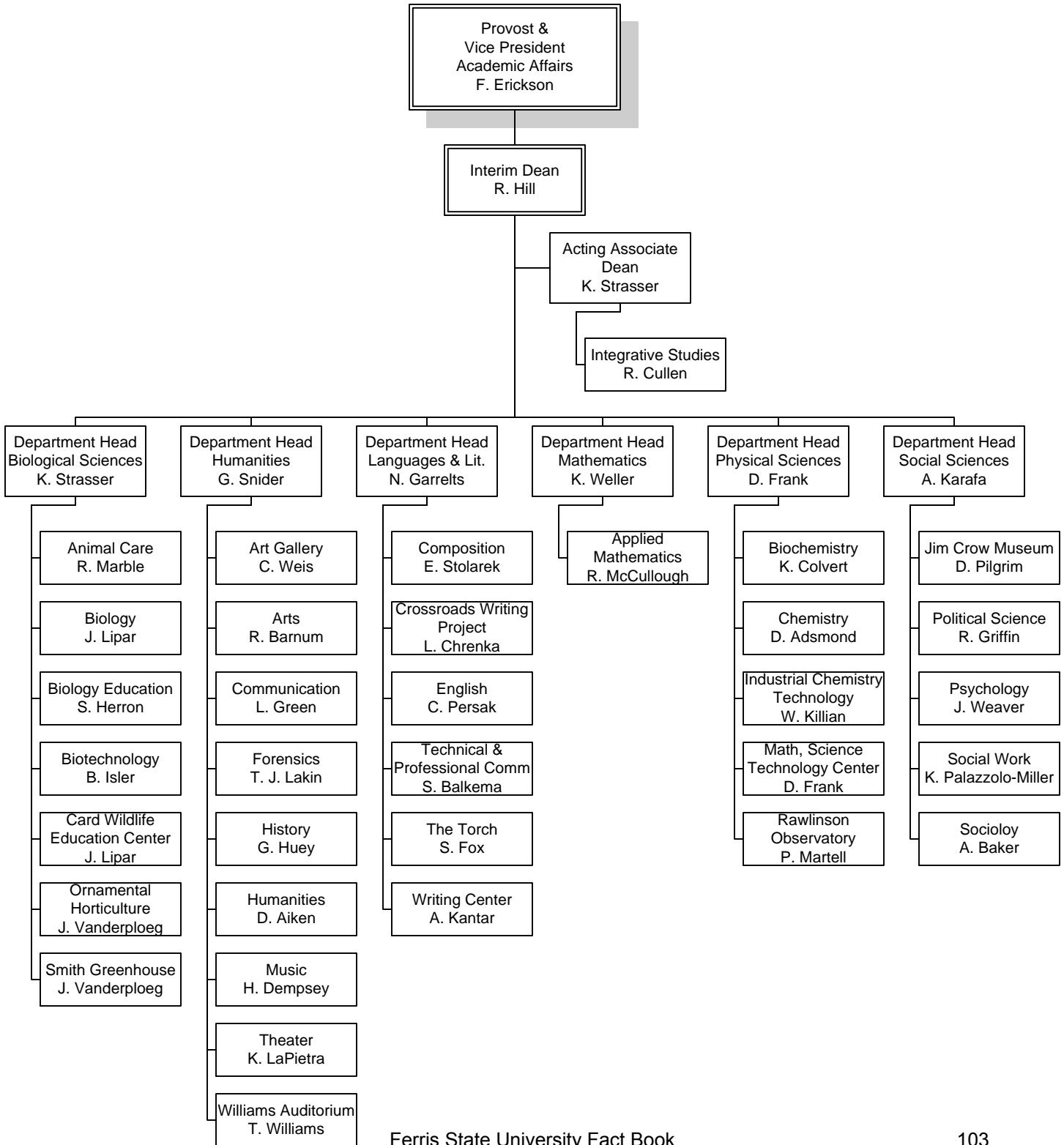
**FERRIS STATE UNIVERSITY**  
*ACADEMIC AFFAIRS DIVISION*

COLLEGE OF ALLIED HEALTH SCIENCES



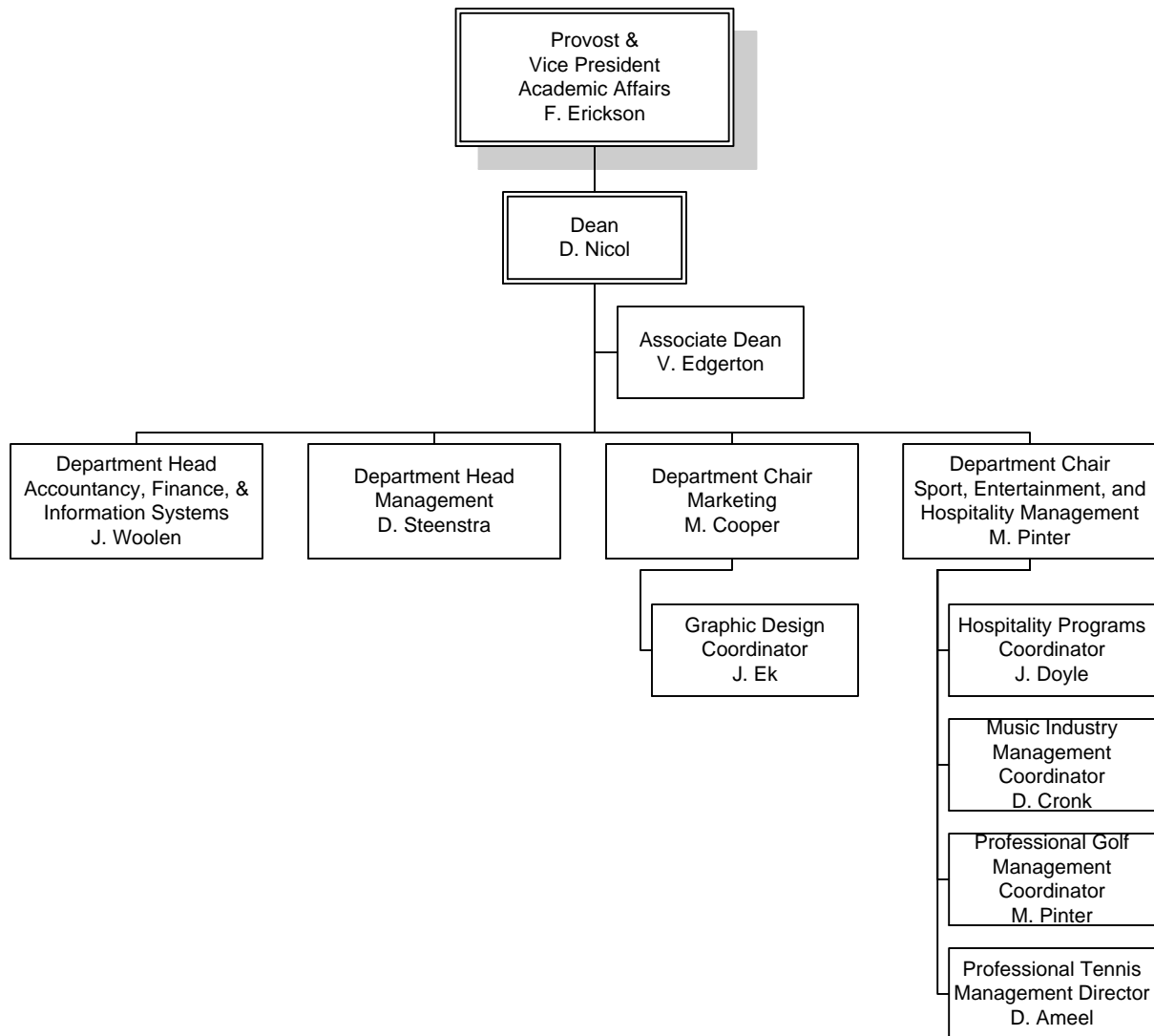
**FERRIS STATE UNIVERSITY**  
*ACADEMIC AFFAIRS DIVISION*

**COLLEGE OF ARTS & SCIENCES**



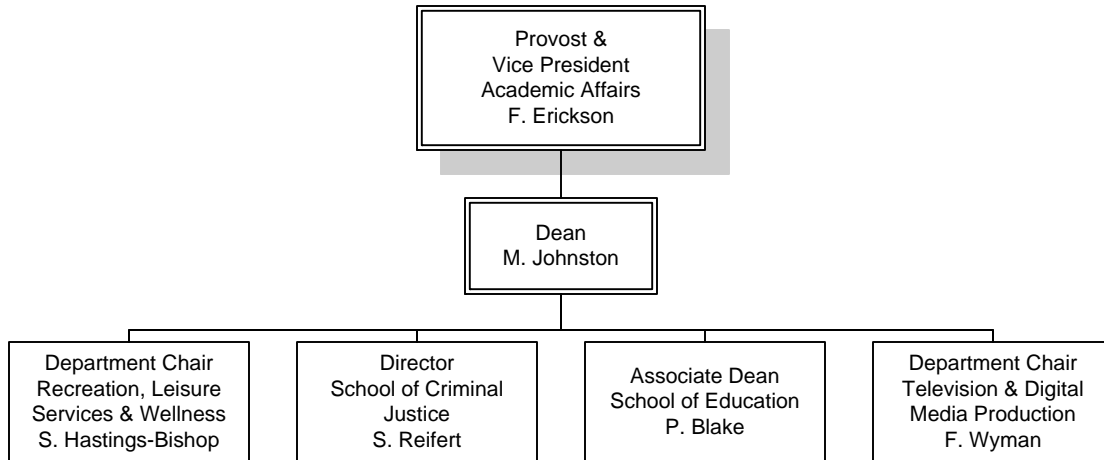
**FERRIS STATE UNIVERSITY**  
*ACADEMIC AFFAIRS DIVISION*

COLLEGE OF BUSINESS



**FERRIS STATE UNIVERSITY**  
*ACADEMIC AFFAIRS DIVISION*

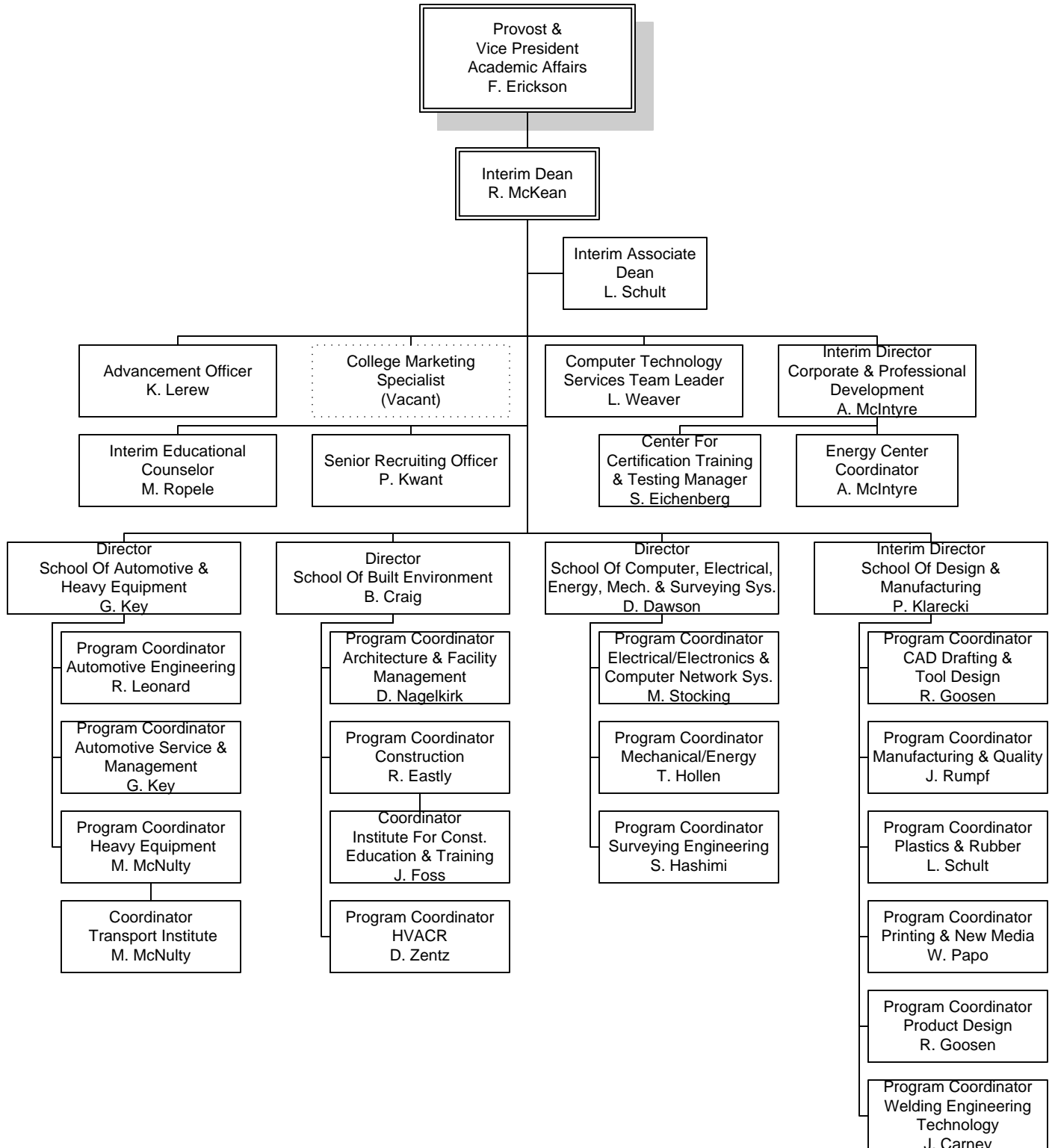
COLLEGE OF EDUCATION & HUMAN SERVICES



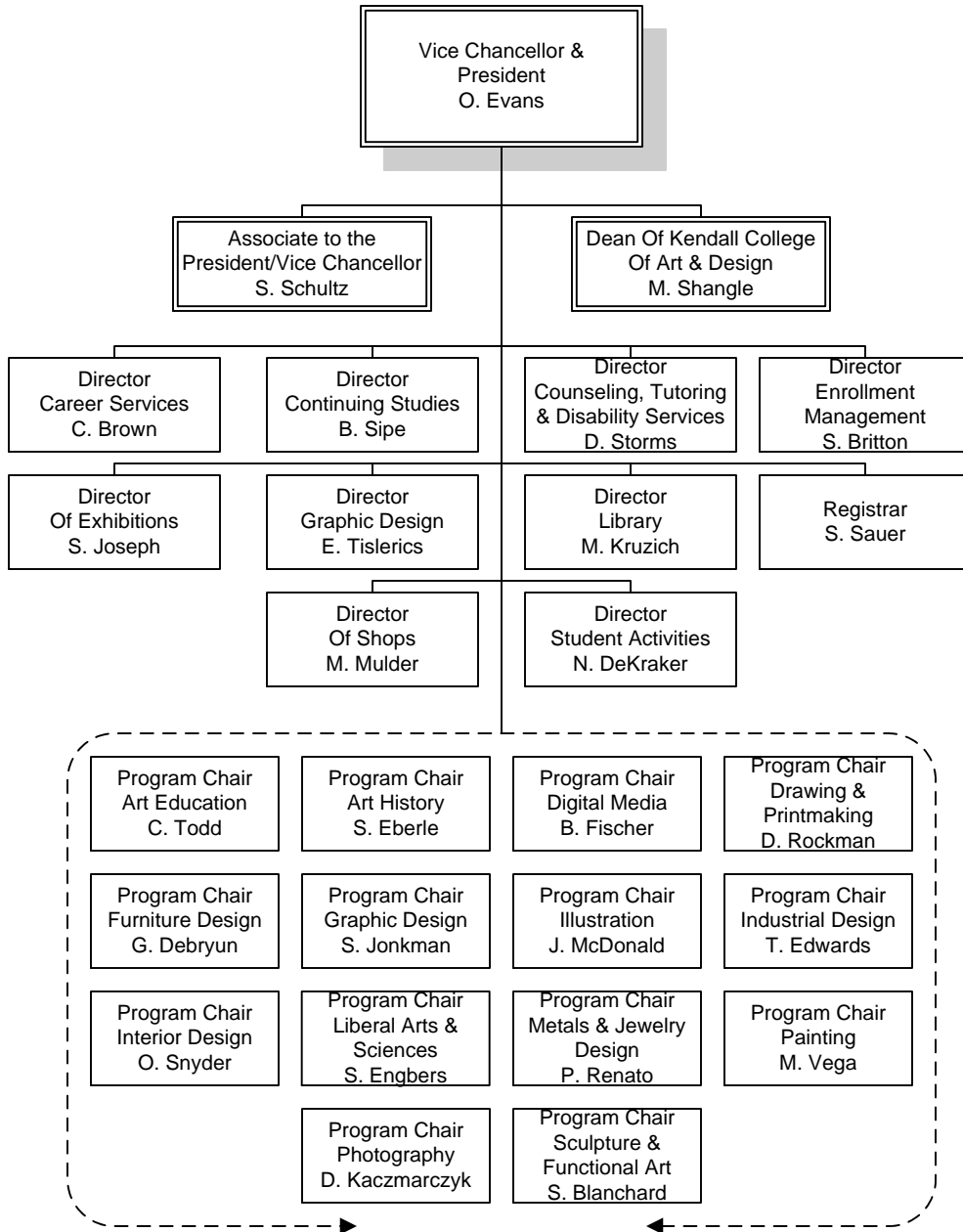


**FERRIS STATE UNIVERSITY**  
*ACADEMIC AFFAIRS DIVISION*

COLLEGE OF ENGINEERING TECHNOLOGY

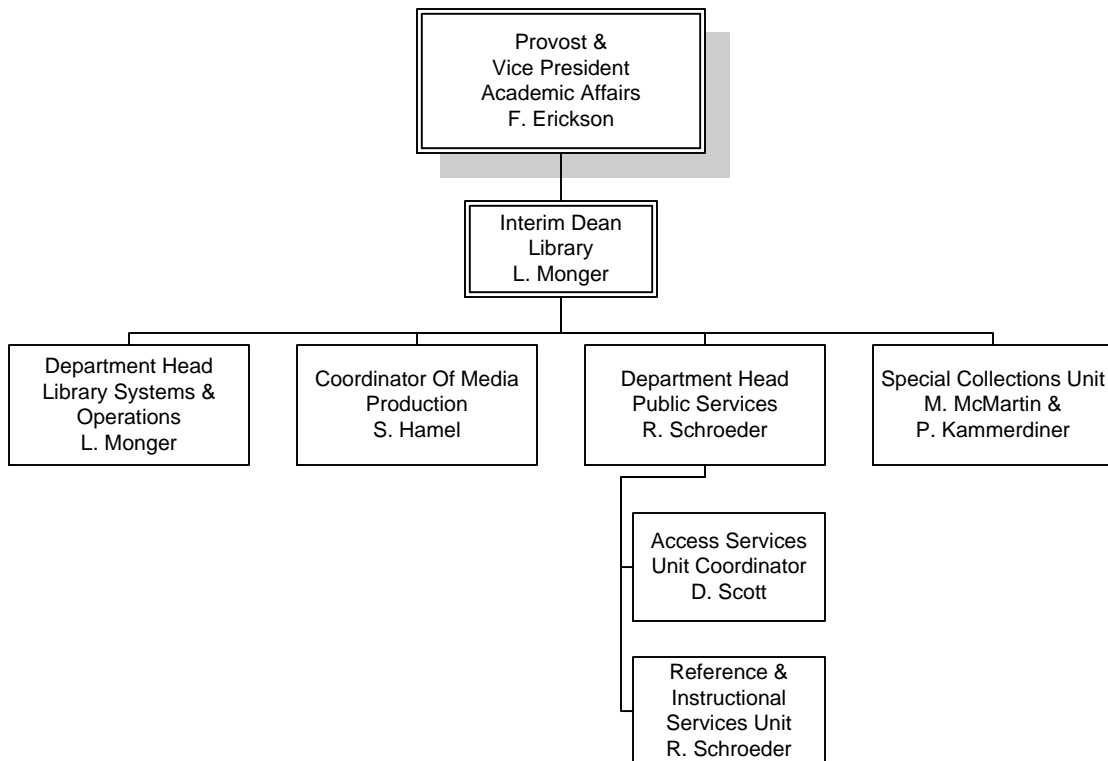


**FERRIS STATE UNIVERSITY**  
*KENDALL COLLEGE OF ART & DESIGN*



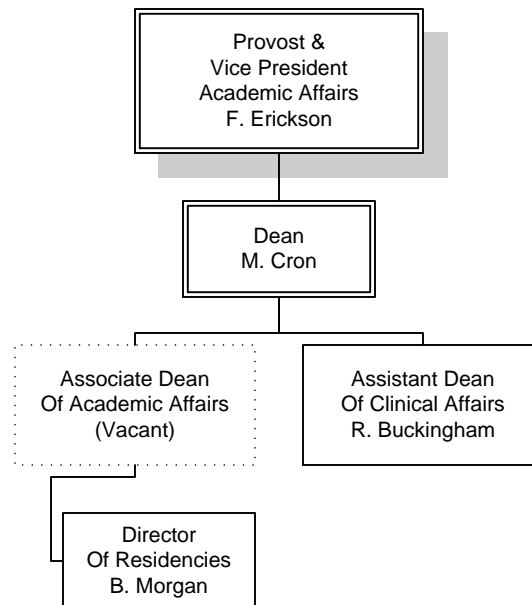
**FERRIS STATE UNIVERSITY**  
*ACADEMIC AFFAIRS DIVISION*

LIBRARY



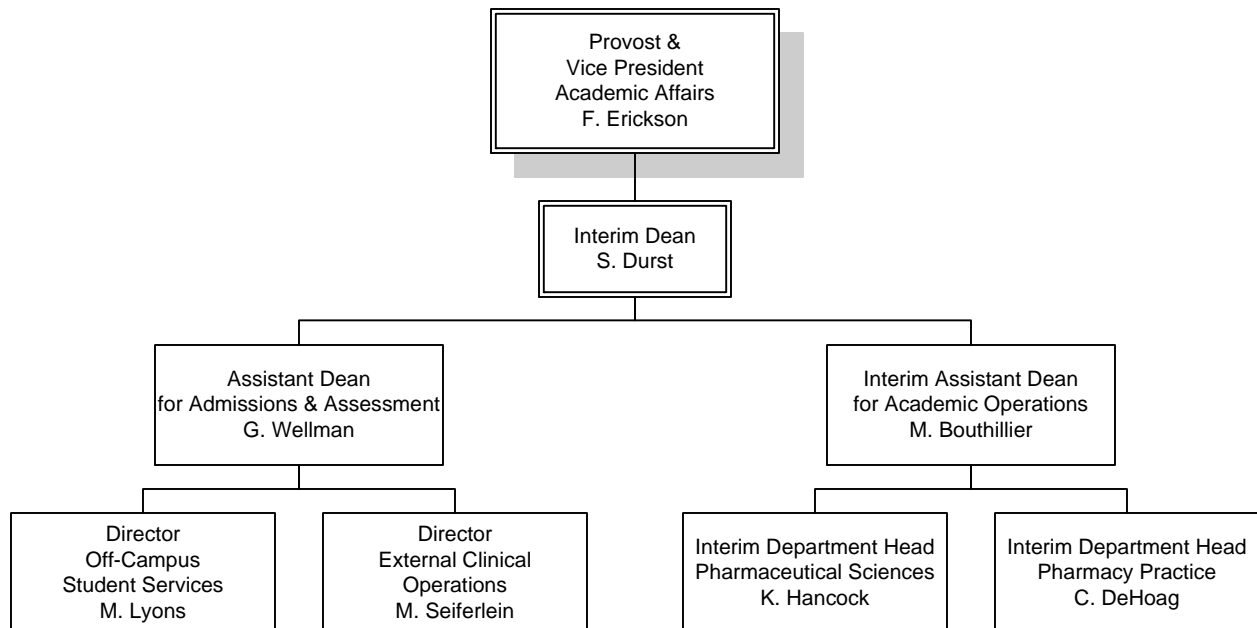
**FERRIS STATE UNIVERSITY**  
*ACADEMIC AFFAIRS DIVISION*

MICHIGAN COLLEGE OF OPTOMETRY AT FERRIS STATE UNIVERSITY



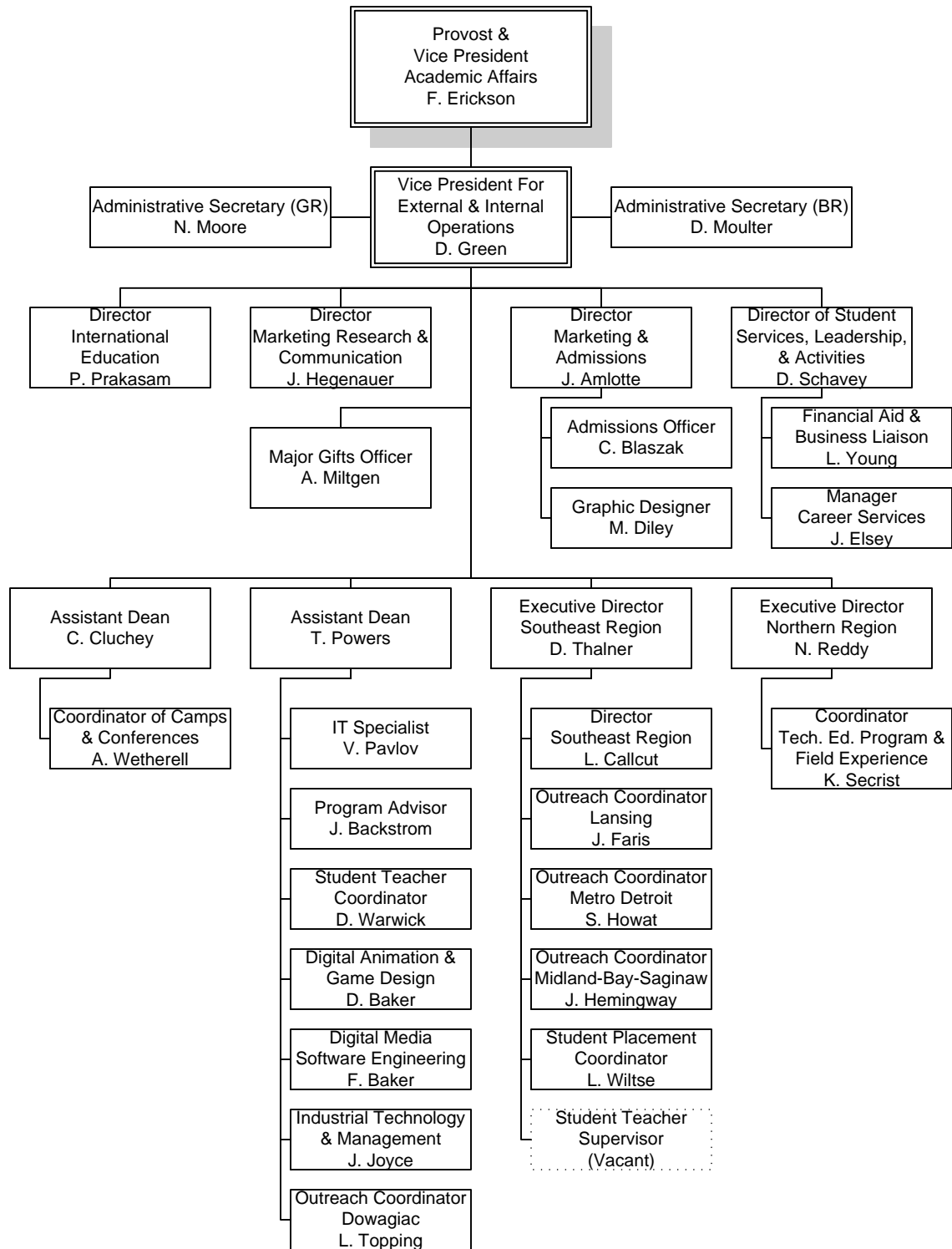
**FERRIS STATE UNIVERSITY**  
*ACADEMIC AFFAIRS DIVISION*

COLLEGE OF PHARMACY



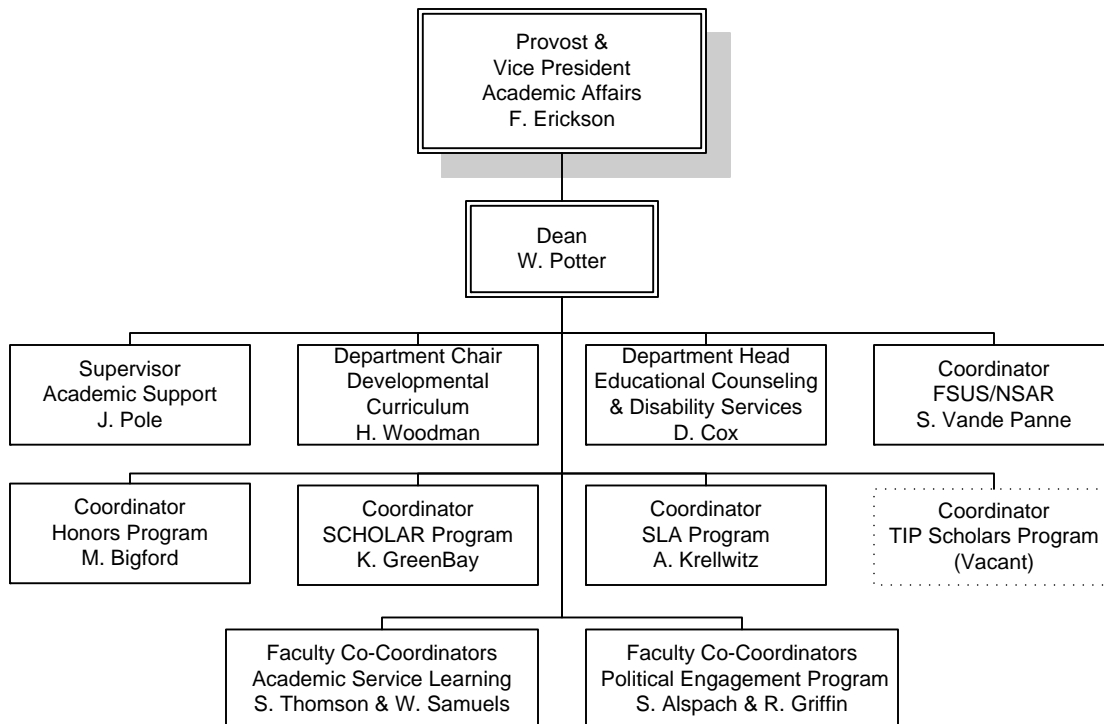
**FERRIS STATE UNIVERSITY**  
*ACADEMIC AFFAIRS DIVISION*

COLLEGE OF PROFESSIONAL & TECHNOLOGICAL STUDIES



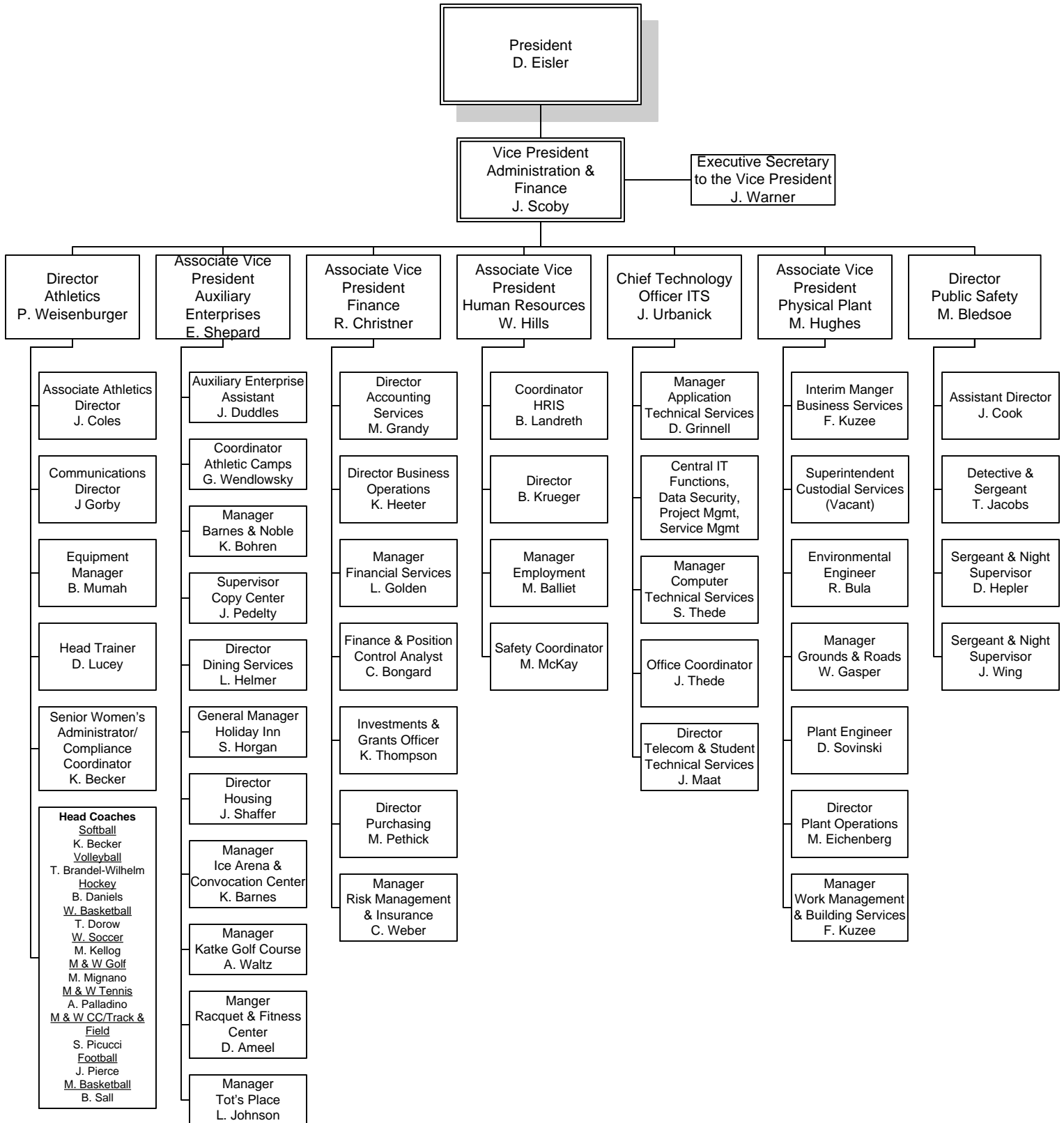
**FERRIS STATE UNIVERSITY**  
*ACADEMIC AFFAIRS DIVISION*

UNIVERSITY COLLEGE



FERRIS STATE UNIVERSITY

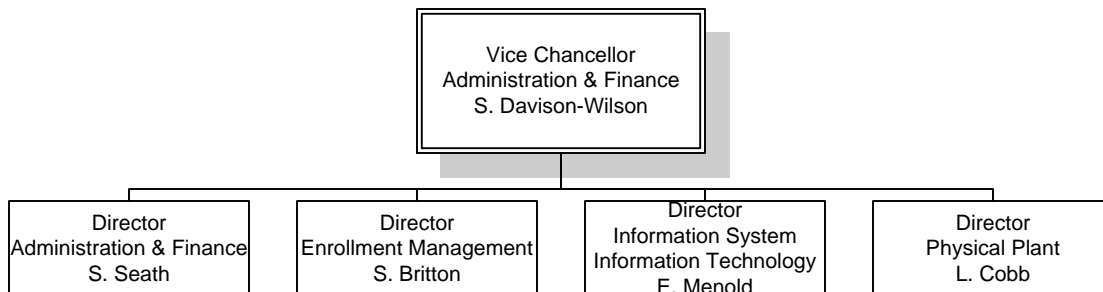
ADMINISTRATION & FINANCE DIVISION





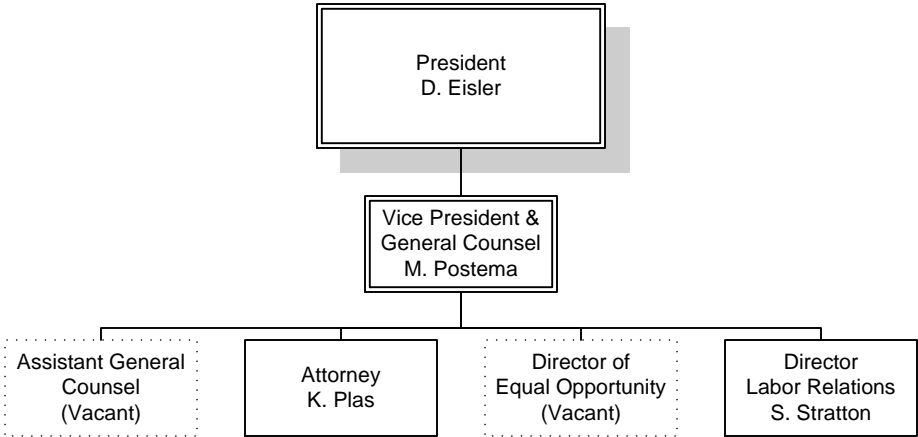
**FERRIS STATE UNIVERSITY**  
*KENDALL COLLEGE OF ART & DESIGN*

ADMINISTRATION & FINANCE

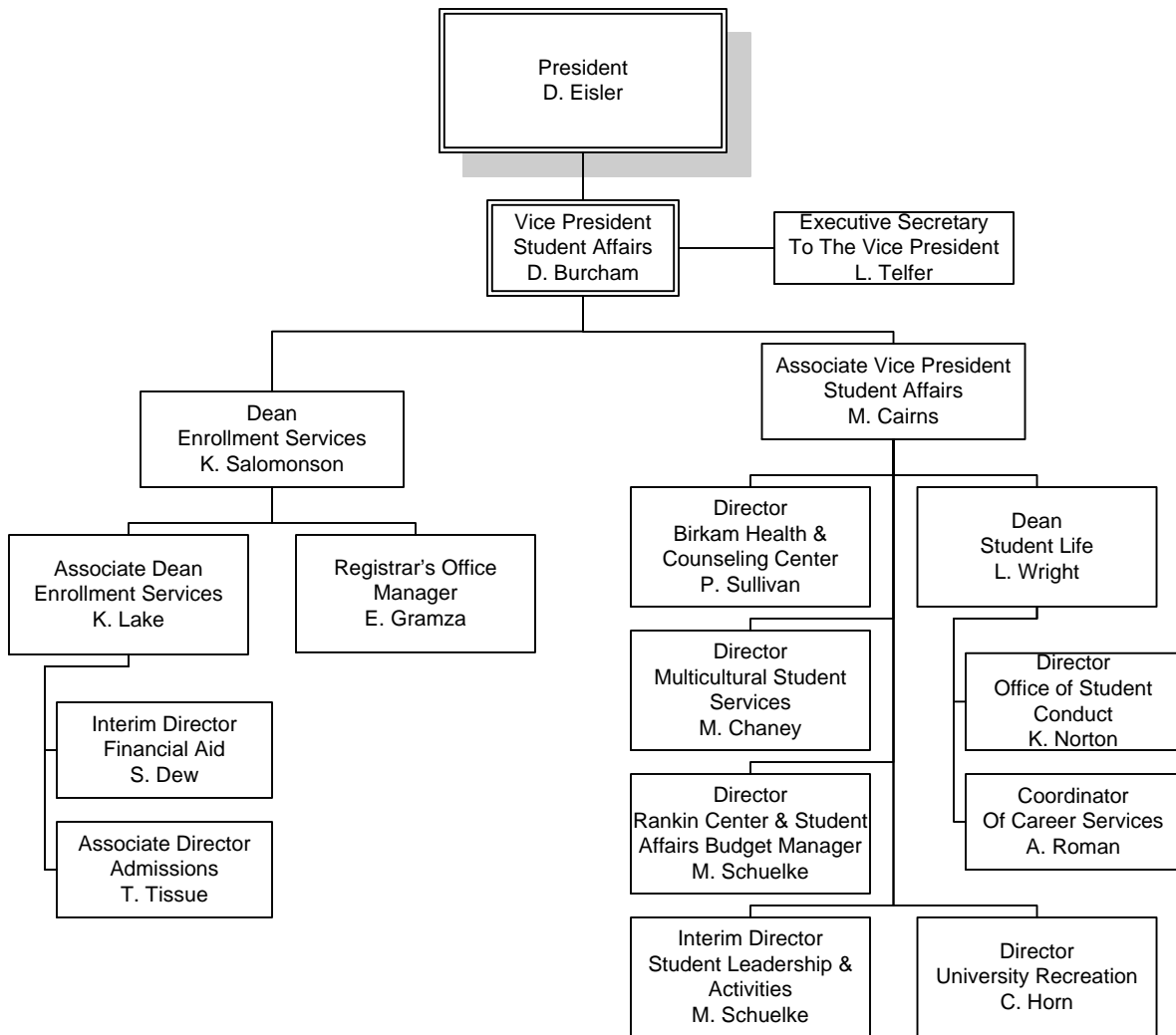


FERRIS STATE UNIVERSITY

GOVERNMENTAL RELATIONS & GENERAL COUNSEL

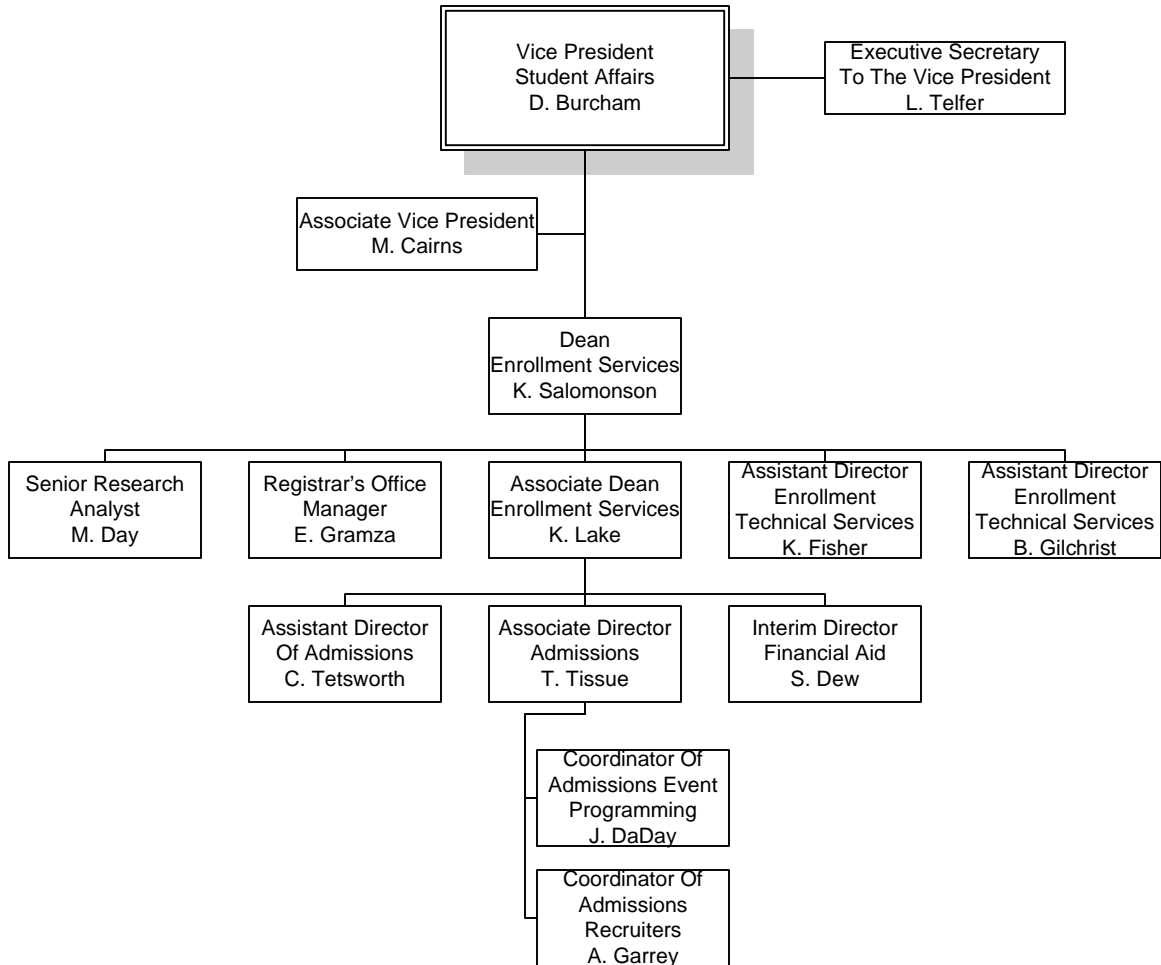


**FERRIS STATE UNIVERSITY**  
*STUDENT AFFAIRS DIVISION*



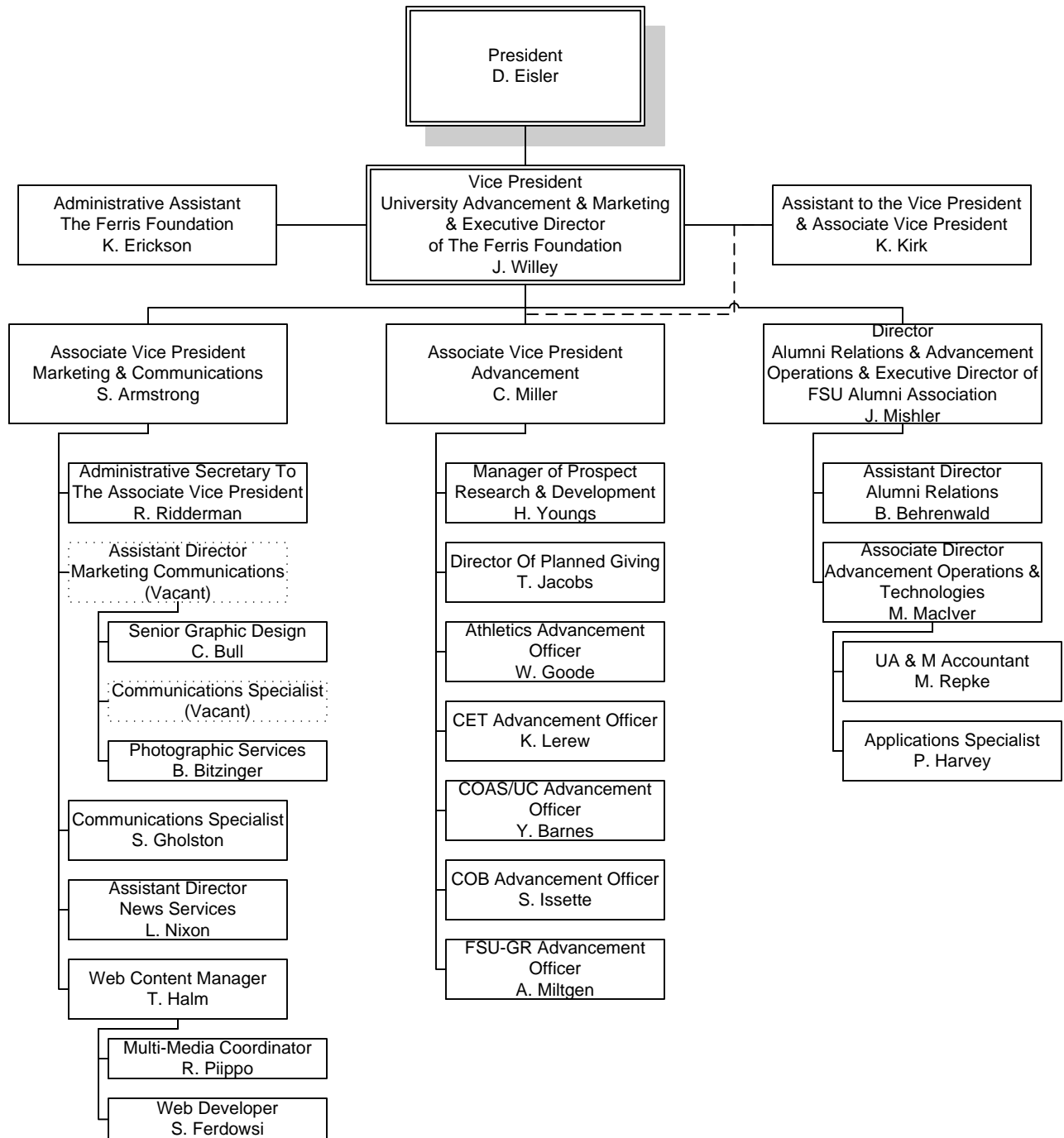
**FERRIS STATE UNIVERSITY**  
*STUDENT AFFAIRS DIVISION*

**ENROLLMENT SERVICES**



# FERRIS STATE UNIVERSITY

## UNIVERSITY ADVANCEMENT & MARKETING



# ALUMNI

## ALUMNI BY STATE 2010

|                         |        |                 |       |
|-------------------------|--------|-----------------|-------|
| Alabama                 | 227    | Missouri        | 359   |
| Alaska                  | 178    | Montana         | 116   |
| Arizona                 | 1,220  | Nebraska        | 88    |
| Arkansas                | 138    | Nevada          | 347   |
| Armed Forces California | 12     | New Hampshire   | 94    |
| Armed Forces Florida    | 3      | New Jersey      | 255   |
| Armed Forces New York   | 36     | New Mexico      | 166   |
| California              | 1,887  | New York        | 589   |
| Colorado                | 1,055  | North Carolina  | 1,140 |
| Connecticut             | 184    | North Dakota    | 34    |
| Delaware                | 49     | Ohio            | 1,753 |
| District of Columbia    | 46     | Oklahoma        | 160   |
| Florida                 | 3,333  | Oregon          | 267   |
| Georgia                 | 1,032  | Pennsylvania    | 554   |
| Hawaii                  | 91     | Rhode Island    | 24    |
| Idaho                   | 99     | South Carolina  | 521   |
| Illinois                | 2,551  | South Dakota    | 55    |
| Indiana                 | 1,771  | Tennessee       | 659   |
| Iowa                    | 219    | Texas           | 1,663 |
| Kansas                  | 174    | Utah            | 104   |
| Kentucky                | 354    | Vermont         | 43    |
| Louisiana               | 97     | Virginia        | 750   |
| Maine                   | 70     | Washington      | 481   |
| Maryland                | 365    | West Virginia   | 72    |
| Massachusetts           | 239    | Wisconsin       | 1,274 |
| Michigan                | 85,650 | Wyoming         | 85    |
| Minnesota               | 594    | Canada          | 414   |
| Mississippi             | 75     | Other Countries | 674   |

Source: University Advancement & Marketing

## ALUMNI

### ALUMNI BY COLLEGE 2010

|                                      | <u>Active<br/>Alumni</u> | <u>Total<br/>Alumni</u> |
|--------------------------------------|--------------------------|-------------------------|
| Allied Health Sciences               | 15,282                   | 15,565                  |
| Arts & Sciences                      | 13,953                   | 18,103                  |
| Business                             | 35,269                   | 40,122                  |
| Education & Human Services           | 12,745                   | 13,445                  |
| Engineering Technology               | 26,024                   | 27,247                  |
| Kendall College of Art & Design      | 4,854                    | 4,964                   |
| Michigan College of Optometry at FSU | 1,829                    | 1,871                   |
| Pharmacy                             | 6,366                    | 8,722                   |
| Professional & Technological Studies | 95                       | 95                      |
| <b>TOTAL</b>                         | <b>116,417</b>           | <b>130,134</b>          |

**Total Donations - Fiscal Year 2010** **\$5,371,400**

Numbers may be duplicated if a degree was earned from more than one college.

Active includes everyone except deceased alumni.

Source: University Advancement & Marketing



## PLACEMENT RATES

| <b><u>Categories</u></b>  | <b><u>2004-05</u></b> | <b><u>2005-06</u></b> | <b><u>2006-07</u></b> | <b><u>2007-08</u></b> | <b><u>2008-09</u></b> |
|---|-----------------------|-----------------------|-----------------------|-----------------------|-----------------------|
| Placement rate includes graduates who are continuing their education or are employed. | 98%                   | 98%                   | 97%                   | 94%                   | 88%                   |
| Graduates in the job market who found jobs.   | 94%                   | 94%                   | 93%                   | 89%                   | 82%                   |
| Graduates who found jobs, employed in their field.                                    | 88%                   | 87%                   | 85%                   | 82%                   | 82%                   |
| Response rate of graduates completing the Graduate Follow-Up Survey.                  | 47%                   | 49%                   | 44%                   | 37%                   | 21%                   |

*Respondents who are working and continuing their education concurrently are reported in both of these categories. The placement rate includes individuals only once and does not include those not seeking employment.*

---

| <b><u>Categories</u></b>  | <b><u>2004-05</u></b> | <b><u>2005-06</u></b> | <b><u>2006-07</u></b> | <b><u>2007-08</u></b> | <b><u>2008-09</u></b> |
|---|-----------------------|-----------------------|-----------------------|-----------------------|-----------------------|
| Associate Degree students continuing their education at Ferris State. * | 46%                   | 45%                   | 47%                   | 41%                   | 44%                   |

*\*Based on 4th Day Headcount*

Source: Office of Institutional Research & Testing

## ALUMNI

### RECIPIENTS OF ALUMNI AWARDS

Since 1956, Commencement week activities have included the presentation by the Ferris State University Alumni Association of Distinguished Alumni Awards recognizing exceptional career success and noteworthy fidelity and devotion to the University.

Recipients from 1960-2010:

#### 1960

Manley M. Ellis  
Thomas F. Heatley  
Thaddeus B. Taylor

#### 1961

C. V. Buttleman  
Merta L. Reed  
Gideon E. Smith

#### 1962

Walter Armbruster  
Joseph C. Hirschfield  
Hattie Smith Lear Baribeau

#### 1963

Clare F. Jarecki  
Charles S. Neithercut  
John W. Tenny

#### 1964

Bess Rose Fishman  
Lewie H. Hull  
J. Arthur Pino

#### 1965

Leo F. Duggan  
C. Gordon Phillips  
George C. Quinnell

#### 1966

L. Dale Faunce  
Carlton H. Runcieman

#### 1967

Albert F. Cleveland  
Roy A. Darling  
James C. Finney, Sr.  
Willard J. Nash

#### 1968

Norman E. Borgerson  
Ann W. Sawasky  
Reuben E. Trippensee

#### 1969

Carroll Boutell  
Elmon Cataline

#### 1970

Charles E. Fairman  
Ethel Taylor Pierce  
John Stahlin

#### 1971

Stanley J. Byington  
Gerald McKessy  
Raymond Sines

#### 1972

Clarence Freeman  
Delbert Long  
Ramsay Wardrop

#### 1973

Bert C. Brennan  
Albert B. Doherty, III  
John W. Spicer  
Fred A. Westerman

#### 1974

Frank Curtis  
Phillip Runkel  
Colin Smith

#### 1975

Rex O. Graff  
Fred Schnarr  
Chester I. Williams

#### 1976

S. John Byington  
Gerald L. DeHaan  
Clare G. Johnson  
H. James Renaud

#### 1977

James R. Hess  
Florence I. Holden  
Robert J. Norsworthy  
1978  
Ruth Gibson Butler  
Leonard W. Gopp  
Robert C. Redman

#### 1979

Peggy A. Frazier  
Thomas P. Scholler  
Lee A. Westberg

#### 1980

E. Elaine Davies  
Kuno Hammerberg  
John F. Mangrum

#### 1981

Alvin L. Burrige  
Floyd E. Curtis  
Avis J. Ericson

#### 1982

Howard L. Dell  
Jack M. Newcomb  
Rena D. Westra

#### 1983

Douglas W. Call  
Darnell E. Cole  
Margaret Ethel Denise  
Elton "Ott" Gingrich

#### 1984

Richard C. Andersen  
Edmund D. Farhat  
Kenneth J. Hicks

#### 1985

Jean D. Deupree  
Arnold L. Johnson  
Bruce N. Parsons

#### 1986

Richard L. Antonini  
Bertil G. Carlson  
Kenneth L. Cook  
Jack D. Lewis

#### 1987

Roger W. Anderson  
Maurice Q. Bectel  
H. Kearney Walters  
1988  
Marjorie L. Fleming  
Gordon E. Kamstra  
Charles E. Lippert

#### 1989

George H. Ryan, Sr.  
1990  
Albert J. Coudron  
Kenneth W. Kirk

#### 1991

George J. Menoutes  
Jerry R. Tubbs

#### 1990

Philip E. Hoffman  
Dennis B. Lerner  
Roger G. Stoll  
Clinton L. Swinehart

#### 1991

Darroll Z. Howard  
Jane Reagan Jones  
Kenneth E. McCourt

#### 1992

Paul E. Boyer  
Richard E. Hurst  
Carolyn C. Kilpatrick  
James Middaugh

#### 1993

Eugene A. DeFouw  
Douglas P. Johnson  
Barbara L. Ottinger  
Louis M. Sesti

#### 1994

Joseph C. Barney, Jr.  
Vernita Burrows  
R. Thomas Cook  
Kenneth Hoexum  
Robert N. Tenney

#### 1995

William Adrian  
Jack Bates  
John Bradac  
Lawrence Marfechuk  
Ronald Snead

#### 1996

David V. Dellar  
1997  
John Wheeler  
1998  
Steve Harvey

#### 1999

Jerry Woodcock  
2000  
Daniel F. Niccolai

#### 2001

Robert S. Buckingham  
John D. Chinonis  
Robyn D. Myers  
Robert K. Scranton

#### 2002

John C. Bond  
Joseph J. Corcoran II  
James B. Meyer

#### 2003

William J. Buckingham  
Suzette Compton

#### 2004

Mark E. Alley  
Stephen R. Ehardt  
Dr. Gary Kadlec  
Richard Sauve

#### 2005

Dick Dolack  
Randy Seaman

#### 2006

Terrence G. Gohl  
Ken Lawless  
2007  
Dr. Kurt A. Barrett  
Emily F. Hancock

#### 2008

Brian F. Barry  
Michael J. Bettiga  
Paul T. Doyle  
David L. Stickles

#### 2009

Dr. Ronald Mahoney  
Rep. Tim Moore  
Mary Jane Thomson

#### 2010

Raymond Baker  
Brent Knight  
James Rhodes  
Mark Swan  
John Trestrail

The Pacesetter Award recognizes alumni who have been in the job field up to 13 years with exceptional success. Recipients are:

#### 1998

Jacquelyn Keehne-Miron  
Debra Schults

#### 1999

Brenda Bartz  
Lisa Dexter

#### 2000

Frank (Luke) Wyckoff

#### 2001

Paul M. Eichenberg  
Thomas L. Miller

#### 2002

Mechele A. Churchfield  
Scott M. Mark

#### 2003

James P. Chenier  
Mary Lee Pakieser

#### 2004

Bradley A. Henion  
Kenneth W. Mance  
Mathew M. Vivona

#### 2005

Mark Guindon  
Michael Pung

#### 2006

William Davis  
Michael Travis

#### 2007

Keith Guy  
Barbara Horn  
Michael Moll  
Scott Seifferlein  
2008  
Michael J. Oxner

#### 2009

Scott French  
Kathy LeMieux  
Mimi Miles  
2010  
James Maher

Source: University Advancement and Marketing

# BUDGET

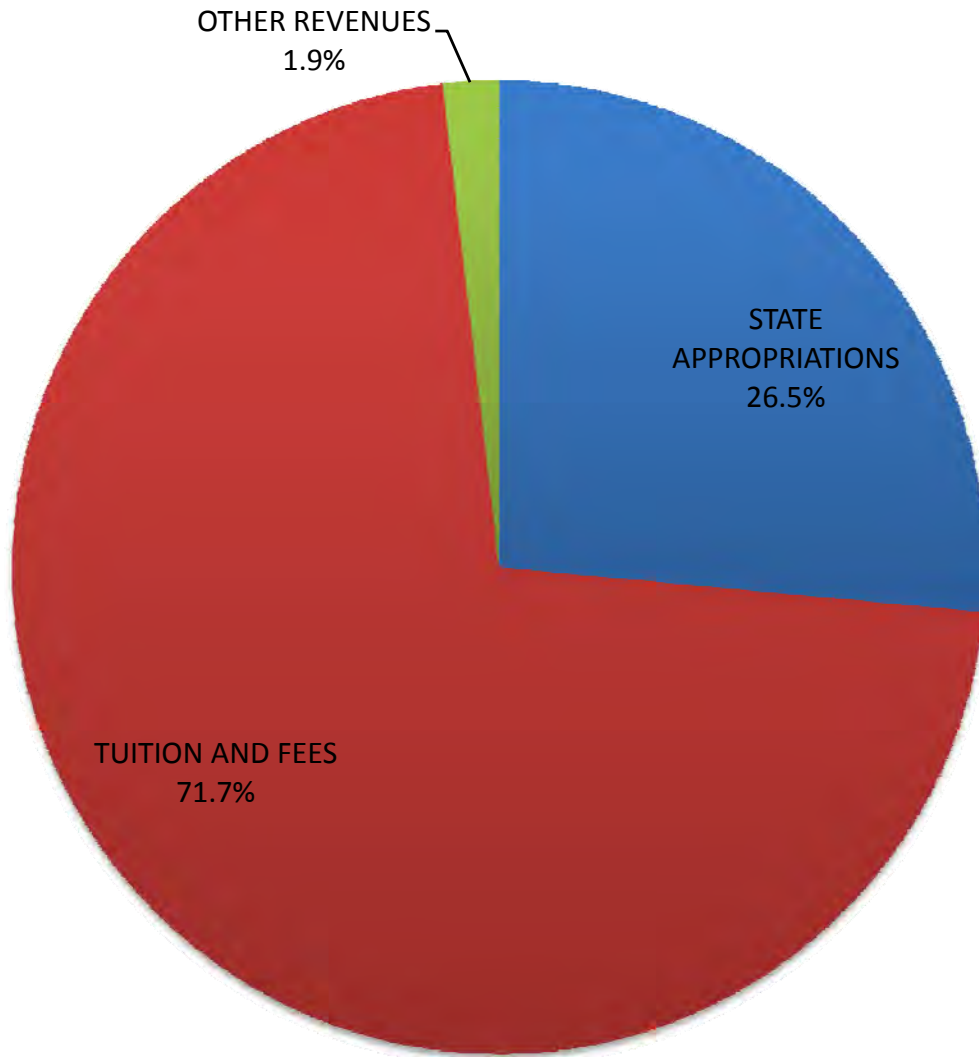
**FERRIS STATE UNIVERSITY**  
**FY 2010-11 GENERAL FUND OPERATING BUDGET**  
 (AMOUNTS IN THOUSANDS)

| <b><u>REVENUES</u></b>           | <b><u>FY 2010-11<br/>OPERATING BUDGET</u></b> |
|----------------------------------|---|
| STATE APPROPRIATIONS             | \$48,449                                      |
| TUITION/FEES                     | \$131,211                                     |
| OTHER REVENUES                   | \$3,406                                       |
| <b><i>TOTAL REVENUE</i></b>      | <b><i>\$183,066</i></b>                       |
| <br>                             |   |
| <b><u>EXPENDITURES</u></b>       |   |
| SALARY/WAGE/BENEFIT              | \$128,918                                     |
| OPERATING EXPENSE                | \$37,805                                      |
| STUDENT ASSISTANCE               | \$16,343                                      |
| <b><i>TOTAL EXPENDITURES</i></b> | <b><i>\$183,066</i></b>                       |
| <br>                             |   |
| <b>REVENUE/EXPENDITURE NET</b>   | <b>\$0</b>                                    |

Source: Office of Budgetary Planning & Analysis, General Fund Operating Budget FY- 10/11

**FERRIS STATE UNIVERSITY  
REVENUE SUMMARY**  
(AMOUNTS IN THOUSANDS)

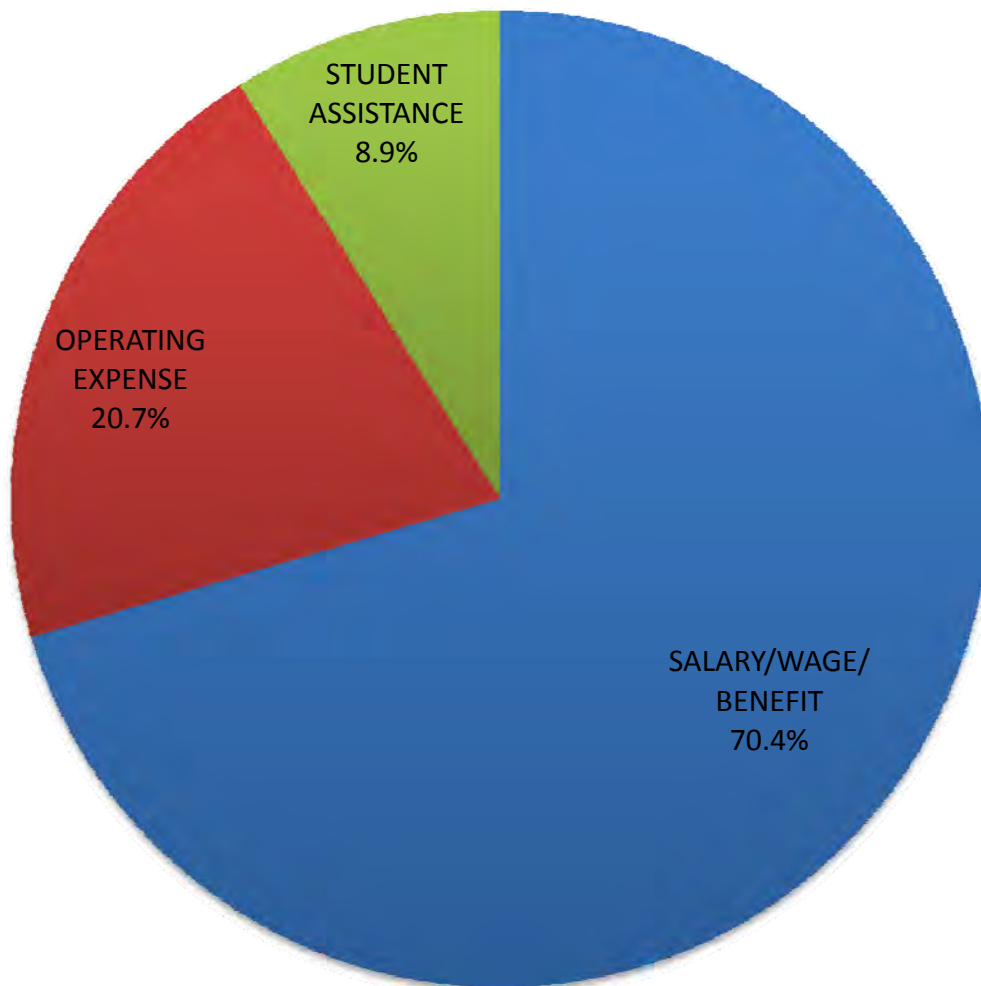
|                      | AMOUNT         | PERCENT     |
|----------------------|----------------|-------------|
| STATE APPROPRIATIONS | \$48,449       | 26.5%       |
| TUITION AND FEES     | \$131,211      | 71.7%       |
| OTHER REVENUES       | <u>\$3,406</u> | <u>1.9%</u> |
| TOTAL                | \$183,066      | 100%        |



Source: Office of Budgetary Planning & Analysis, General Fund Operating Budget FY-10/11

**FERRIS STATE UNIVERSITY  
EXPENDITURE SUMMARY**  
(AMOUNTS IN THOUSANDS)

|                     | AMOUNT          | PERCENT     |
|---------------------|-----------------|-------------|
| SALARY/WAGE/BENEFIT | \$128,918       | 70.4%       |
| OPERATING EXPENSE   | \$37,805        | 20.7%       |
| STUDENT ASSISTANCE  | <u>\$16,343</u> | <u>8.9%</u> |
| TOTAL               | \$183,066       | 100%        |



Source: Office of Budgetary Planning & Analysis, General Fund Operating Budget FY-10/11

# FACILITIES

## STATEMENT OF FACILITIES AT THE BIG RAPIDS CAMPUS

## GENERAL FUNDED FACILITIES

| # OF BUILDINGS | BUILDING                       | SQUARE FEET      | CUBIC FEET        | CONSTRUCTED<br>OR IMPROVED |
|----------------|--------------------------------|------------------|-------------------|----------------------------|
| 1.00           | ALUMNI BUILDING                | 34,600           | 510,000           | 1929                       |
| 1.00           | ARTS/SCIENCE COMMONS           | 79,259           | 1,054,984         | 1996-99                    |
| 1.00           | AUTOMOTIVE CENTER              | 77,000           | 1,235,400         | 1956-88                    |
| 1.00           | BISHOP HALL                    | 50,900           | 480,600           | 1968-87                    |
| 1.00           | BUSINESS BUILDING              | 90,600           | 700,000           | 1970                       |
| 1.00           | CARRILON TOWER                 | 100              | 4,900             | 1968                       |
| 1.00           | CREATIVE ARTS                  | 7,200            | 93,900            | 1965                       |
| 1.00           | DEPARTMENT OF PUBLIC SAFETY    | 400              | 3,200             | 1959-83-99-03              |
| 1.00           | ELASTOMER/PLASTICS CENTER      | 43,392           | 510,555           | 1987-99                    |
| 0.67           | EWIGLEBEN SPORTS COMPLEX       | 76,600           | 1,280,806         | 1974-82-99                 |
| 1.00           | FLITE LIBRARY                  | 173,484          | 2,081,800         | 2001                       |
| 1.00           | GENERAL SERVICES ANNEX         | 15,282           | 320,922           | 2005                       |
| 1.00           | GENERAL SERVICES BUILDING      | 28,571           | 518,885           | 1984-88-05                 |
| 3.00           | GENERAL SERVICES GROUNDS       | 7,232            | 80,856            | 1979-06                    |
| 1.00           | GRANGER CENTER (CTC)           | 75,298           | 1,358,200         | 1962-03                    |
| 0.50           | HEALTH CENTER (50%)            | 9,200            | 91,250            | 1959-67                    |
| 1.00           | HEAVY EQUIPMENT TECHNOLOGY     | 52,000           | 1,188,000         | 1987                       |
| 1.00           | INSTRUCTIONAL RESOURCE CENTER  | 61,425           | 683,800           | 1969-08                    |
| 1.00           | JOHNSON HALL                   | 33,600           | 328,600           | 1959                       |
| 1.00           | MCKESSY BARN                   | 2,000            | 36,000            | 1989                       |
| 1.00           | MCKESSY HOUSE                  | 2,800            | 23,000            | 1989-97                    |
| 1.00           | MUSIC CENTER                   | 10,000           | 137,900           | 1962                       |
| 1.00           | NORTH STORAGE FACILITY         | 10,711           | 152,900           | 2001                       |
| 1.00           | PENNOCK HALL                   | 50,900           | 480,600           | 1968-77                    |
| 1.00           | PHARMACY BUILDING              | 62,200           | 1,214,300         | 1972                       |
| 1.00           | POWER PLANT                    | 19,900           | 421,900           | 1955-88                    |
| 1.00           | PRAKKEN BUILDING               | 42,100           | 503,900           | 1952                       |
| 1.00           | SCIENCE BUILDING               | 109,148          | 1,697,000         | 1955-67-97-99              |
| 1.00           | STARR BUILDING                 | 86,400           | 1,607,200         | 1962-96                    |
| 1.00           | STUDENT RECREATION CENTER      | 116,051          | 2,397,416         | 1962-99                    |
| 1.00           | SWAN BUILDING                  | 133,680          | 1,706,200         | 1966-88-04                 |
| 1.00           | TIMME CTR FOR STUDENT SERVICES | 59,179           | 752,227           | 1967-02                    |
| 1.00           | TOP TAGGART WHEELER PAVILION   | 10,593           | 152,000           | 2001                       |
| 1.00           | VFS ALLIED HEALTH BUILDING     | 67,400           | 1,493,800         | 1979                       |
| 1.00           | WEST BUILDING                  | 23,700           | 292,500           | 1952-85                    |
| 1.00           | WEST COMMONS                   | 19,800           | 269,300           | 1968                       |
| <b>37.17</b>   | <b>TOTAL GENERAL FUNDED</b>    | <b>1,742,705</b> | <b>25,864,801</b> |                            |

Source: Plant Operational Services (7/28/10)



FACILITIES

**STATEMENT OF FACILITIES AT THE BIG RAPIDS CAMPUS**

**NON-GENERAL FUNDED FACILITIES**

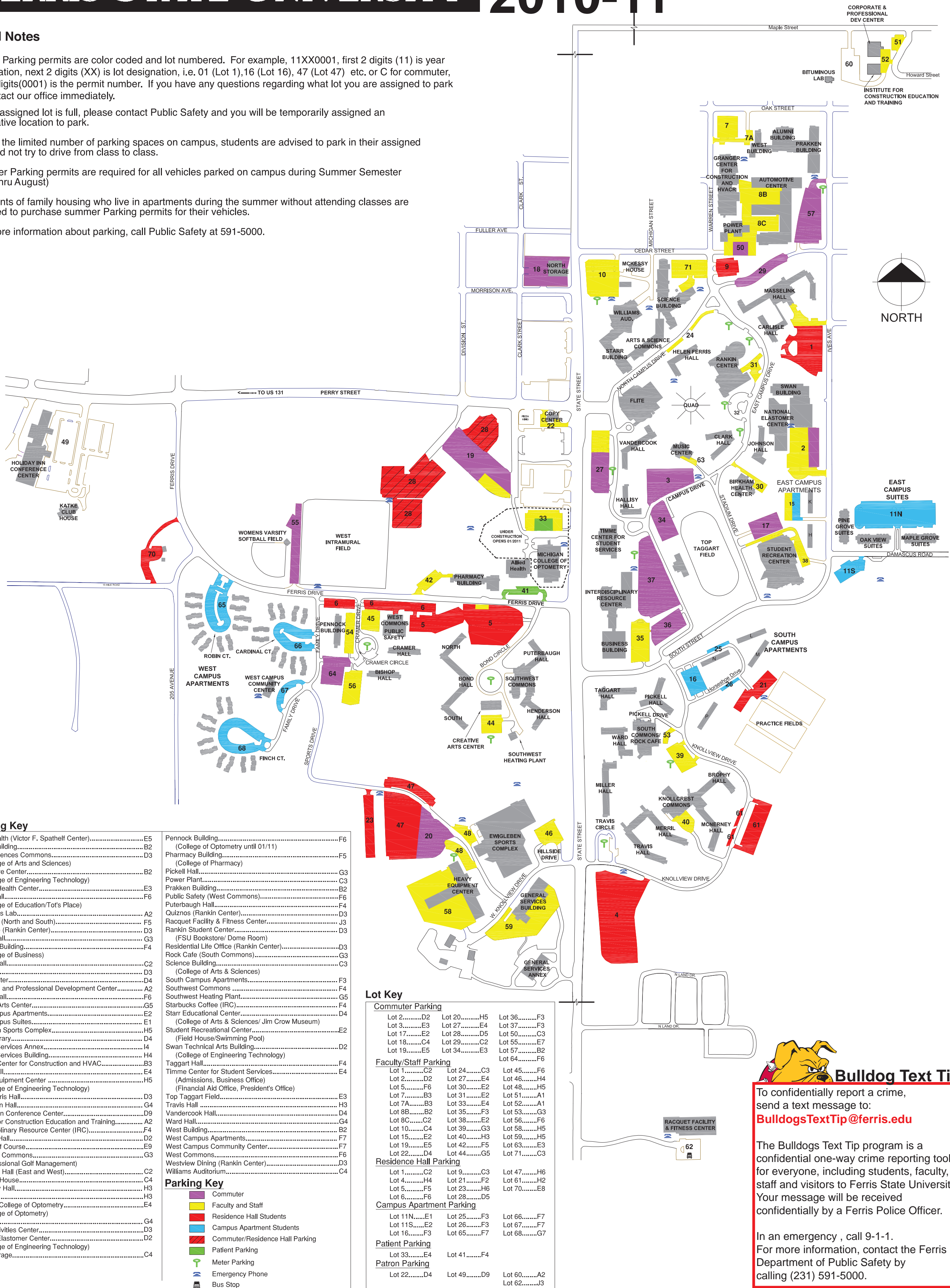
| <b># OF BUILDINGS</b> | <b>BUILDING</b>                 | <b>SQUARE FEET</b> | <b>CUBIC FEET</b> | <b>CONSTRUCTED<br/>OR IMPROVED</b> |
|-----------------------|---------------------------------|--------------------|-------------------|------------------------------------|
| 2.00                  | BOND HALL                       | 90,500             | 820,400           | 1966                               |
| 1.00                  | BROPHY HALL                     | 47,000             | 482,750           | 1962                               |
| 1.00                  | CARLISLE HALL                   | 47,200             | 423,000           | 1957                               |
| 1.00                  | CLARK HALL                      | 41,500             | 360,900           | 1960                               |
| 1.00                  | CONFERENCE CENTER               | 25,238             | 380,000           | 1990                               |
| 1.00                  | COPY CENTER PERRY STREET        | 2,070              | 30,015            | 2006                               |
| 3.00                  | CORPORATE & PROF DEVELOP CTR    | 16,836             | 192,612           | 1985-87                            |
| 1.00                  | CRAMER HALL                     | 91,700             | 824,700           | 1969                               |
| 2.00                  | EAST CAMPUS APTS. BLDG H & K    | 16,138             | 141,377           | 1955-10                            |
| 3.00                  | EAST CAMPUS SUITES BLDG 1, 2, 3 | 107,910            | 971,190           | 2010                               |
| 1.00                  | HALLISY HALL                    | 44,700             | 406,000           | 1958                               |
| 0.50                  | HEALTH CENTER (50%)             | 9,200              | 91,250            | 1959-67                            |
| 1.00                  | HELEN FERRIS HALL               | 44,300             | 383,000           | 1956                               |
| 1.00                  | HENDERSON HALL                  | 44,900             | 405,500           | 1965                               |
| 1.00                  | HOLIDAY INN HOTEL               | 72,789             | 582,000           | 1990                               |
| 0.33                  | ICE ARENA                       | 69,460             | 980,570           | 1974-99                            |
| 1.00                  | KATKE GOLF CART STORAGE         | 2,800              | 27,600            | 1984                               |
| 1.00                  | KATKE GOLF CLUB HOUSE           | 5,700              | 57,000            | 2000                               |
| 1.00                  | KATKE GOLF MAINTENANCE BLD.     | 3,200              | 44,800            | 1974                               |
| 1.00                  | KNOLLCREST COMMONS              | 11,094             | 292,860           | 1961                               |
| 1.00                  | MASSELINK COMPLEX               | 104,700            | 942,300           | 1955-58                            |
| 1.00                  | MCNERNEY HALL                   | 47,000             | 482,750           | 1962                               |
| 1.00                  | MERRILL HALL                    | 51,700             | 515,050           | 1961                               |
| 1.00                  | MILLER HALL                     | 47,382             | 444,245           | 1963                               |
| 1.00                  | PICKELL HALL                    | 50,400             | 468,600           | 1964                               |
| 1.00                  | PUTERBAUGH HALL                 | 46,400             | 436,400           | 1965                               |
| 1.00                  | RACQUET BALL FACILITY           | 50,884             | 1,244,000         | 1980-87-01                         |
| 1.00                  | RANKIN CENTER                   | 109,100            | 1,385,900         | 1958-87                            |
| 4.00                  | SOUTH CAMPUS APTS.              | 42,560             | 373,120           | 1958-09                            |
| 1.00                  | SOUTH COMMONS ROCK              | 34,020             | 418,937           | 1963-64-94-09                      |
| 1.00                  | SOUTHWEST COMMONS               | 19,500             | 253,600           | 1965-86                            |
| 1.00                  | SOUTHWEST POWER PLANT           | 2,200              | 33,200            | 1964                               |
| 1.00                  | TAGGART HALL                    | 47,800             | 450,600           | 1964                               |
| 1.00                  | TRAVIS HALL                     | 51,700             | 515,050           | 1961                               |
| 1.00                  | VANDERCOOK HALL                 | 41,500             | 386,350           | 1957-98                            |
| 1.00                  | WARD HALL                       | 41,320             | 407,260           | 1963                               |
| 32.00                 | WEST CAMPUS APTS.               | 242,870            | 5,100,270         | 1995                               |
| 1.00                  | WEST CAMPUS COMMUNITY BLDG.     | 5,785              | 52,000            | 1996                               |
| 1.00                  | WOMEN'S SOFTBALL FACILITY       | 1,008              | 25,200            | 2001                               |
| <b>77.83</b>          | <b>TOTAL NON-GENERAL FUNDED</b> | <b>1,832,064</b>   | <b>21,832,356</b> |                                    |
| <b>115.00</b>         | <b>GRAND TOTAL</b>              | <b>3,574,769</b>   | <b>47,697,157</b> |                                    |

Source: Plant Operational Services (7/28/10)

# FERRIS STATE UNIVERSITY 2010-11

## Special Notes

- A. Annual Parking permits are color coded and lot numbered. For example, 11XX0001, first 2 digits (11) is year designation, next 2 digits (XX) is lot designation, i.e. 01 (Lot 1), 16 (Lot 16), 47 (Lot 47) etc. or C for commuter, last 4 digits(0001) is the permit number. If you have any questions regarding what lot you are assigned to park in, contact our office immediately.
- B. If your assigned lot is full, please contact Public Safety and you will be temporarily assigned an alternative location to park.
- C. Due to the limited number of parking spaces on campus, students are advised to park in their assigned lots and not try to drive from class to class.
- D. Summer Parking permits are required for all vehicles parked on campus during Summer Semester (May thru August)
- E. Residents of family housing who live in apartments during the summer without attending classes are required to purchase summer Parking permits for their vehicles.
- F. For more information about parking, call Public Safety at 591-5000.



### Building Key

|  |  |
|--|--|
| Allied Health (Victor F. Spathef Center).....E5          | Pennock Building.....F6                        |
| Alumni Building.....B2                                   | (College of Optometry until 01/11)             |
| Arts & Sciences Commons.....D3                           | Pharmacy Building.....F5                       |
| (College of Arts and Sciences)                           | (College of Pharmacy)                          |
| Automotive Center.....B2                                 | Pickell Hall.....G3                            |
| (College of Engineering Technology)                      | Power Plant.....C3                             |
| Birkham Health Center.....E3                             | Prakken Building.....B2                        |
| Bishop Hall.....F6                                       | Public Safety (West Commons).....F6            |
| (College of Education/Tot's Place)                       | Puterbaugh Hall.....F4                         |
| Bituminous Lab.....A2                                    | Quiznos (Rankin Center).....D3                 |
| Bond Hall (North and South).....F5                       | Racquet Facility & Fitness Center.....J3       |
| Bookstore (Rankin Center).....D3                         | Rankin Student Center.....D3                   |
| Brophy Hall.....G3                                       | (FSU Bookstore/ Dome Room)                     |
| Business Building.....F4                                 | Residential Life Office (Rankin Center).....D3 |
| (College of Business)                                    | Rock Cafe (South Commons).....G3               |
| Carlisle Hall.....C2                                     | Science Building.....C3                        |
| Clark Hall.....D3  | (College of Arts & Sciences)                   |
| Copy Center.....D4                                       | South Campus Apartments.....F3                 |
| Corporate and Professional Development Center.....A2     | Southwest Commons .....F4                      |
| Cramer Hall.....F6                                       | Southwest Heating Plant.....G5                 |
| Creative Arts Center.....G5                              | Starbucks Coffee (IRC).....F4                  |
| East Campus Apartments.....E2                            | Starr Educational Center.....D4                |
| East Campus Suites.....E1                                | (College of Arts & Sciences/ Jim Crow Museum)  |
| Ewigleben Sports Complex.....H5                          | Student Recreational Center.....E2             |
| FLITE Library.....D4                                     | (Field House/Swimming Pool)                    |
| General Services Annex.....I4                            | Swan Technical Arts Building.....D2            |
| General Services Building.....H4                         | (College of Engineering Technology)            |
| Granger Center for Construction and HVAC.....B3          | Taggart Hall.....F4                            |
| Hallissy Hall.....E4                                     | Timme Center for Student Services.....E4       |
| Heavy Equipment Center.....H5                            | (Admissions, Business Office)                  |
| (College of Engineering Technology)                      | (Financial Aid Office, President's Office)     |
| Helen Ferris Hall.....D3                                 | Top Taggart Field.....E3                       |
| Henderson Hall.....G4                                    | Travis Hall.....H3                             |
| Holiday Inn Conference Center.....D9                     | Vandercook Hall.....D4                         |
| Institute for Construction Education and Training.....A2 | Ward Hall.....G4                               |
| Interdisciplinary Resource Center (IRC).....F4           | West Building.....B2                           |
| Johnson Hall.....D2                                      | West Campus Apartments.....F7                  |
| Katke Golf Course.....E9                                 | West Campus Community Center.....F7            |
| Knollcrest Commons.....G3                                | West Commons.....F6                            |
| (Professional Golf Management)                           | Westview Dining (Rankin Center).....D3         |
| Masselink Hall (East and West).....C2                    | Williams Auditorium.....C4                     |
| McKessy House.....C4                                     |  |
| McNerney Hall.....H3                                     |  |
| Merrill Hall.....H3                                      |  |
| Michigan College of Optometry.....E4                     |  |
| (College of Optometry)                                   |  |
| Miller Hall.....G4                                       |  |
| Music Activities Center.....D3                           |  |
| National Elastomer Center.....D2                         |  |
| (College of Engineering Technology)                      |  |
| North Storage.....C4                                     |  |

### Lot Key

|                                 |               |               |
|---------------------------------|---------------|---------------|
| <b>Commuter Parking</b>         |               |               |
| Lot 2.....D2                    | Lot 20.....H5 | Lot 36.....F3 |
| Lot 3.....E3                    | Lot 27.....E4 | Lot 37.....F3 |
| Lot 17.....E2                   | Lot 28.....D5 | Lot 50.....C3 |
| Lot 18.....C4                   | Lot 29.....C2 | Lot 55.....E7 |
| Lot 19.....E5                   | Lot 34.....E3 | Lot 57.....B2 |
|                                 |               | Lot 64.....F6 |
| <b>Faculty/Staff Parking</b>    |               |               |
| Lot 1.....C2                    | Lot 24.....C3 | Lot 45.....F6 |
| Lot 2.....D2                    | Lot 27.....E4 | Lot 46.....H4 |
| Lot 5.....F6                    | Lot 30.....E2 | Lot 48.....H5 |
| Lot 7.....B3                    | Lot 31.....E2 | Lot 51.....A1 |
| Lot 7A.....B3                   | Lot 33.....E4 | Lot 52.....A1 |
| Lot 8B.....B2                   | Lot 35.....F3 | Lot 53.....G3 |
| Lot 8C.....C2                   | Lot 38.....E2 | Lot 56.....F6 |
| Lot 10.....C4                   | Lot 39.....G3 | Lot 58.....H5 |
| Lot 15.....E2                   | Lot 40.....H3 | Lot 59.....H5 |
| Lot 19.....E5                   | Lot 42.....F5 | Lot 63.....E3 |
| Lot 22.....D4                   | Lot 44.....G5 | Lot 71.....C3 |
| <b>Residence Hall Parking</b>   |               |               |
| Lot 1.....C2                    | Lot 9.....C3  | Lot 47.....H6 |
| Lot 4.....H4                    | Lot 21.....F2 | Lot 61.....H2 |
| Lot 5.....F5                    | Lot 23.....H6 | Lot 70.....E8 |
| Lot 6.....F6                    | Lot 28.....D5 |               |
| <b>Campus Apartment Parking</b> |               |               |
| Lot 11N.....E1                  | Lot 25.....F3 | Lot 66.....F7 |
| Lot 11S.....E2                  | Lot 26.....F3 | Lot 67.....F7 |
| Lot 16.....F3                   | Lot 65.....F7 | Lot 68.....G7 |
| <b>Patient Parking</b>          |               |               |
| Lot 33.....E4                   | Lot 41.....F4 |               |
| <b>Patron Parking</b>           |               |               |
| Lot 22.....D4                   | Lot 49.....D9 | Lot 60.....A2 |
|                                 |               | Lot 62.....J3 |

### Parking Key

- Commuter
- Faculty and Staff
- Residence Hall Students
- Campus Apartment Students
- Commuter/Residence Hall Parking
- Patient Parking
- Meter Parking
- Emergency Phone
- Bus Stop

**Bulldog Text Tip**

To confidentially report a crime, send a text message to: [BulldogsTextTip@ferris.edu](mailto:BulldogsTextTip@ferris.edu)

The Bulldogs Text Tip program is a confidential one-way crime reporting tool for everyone, including students, faculty, staff and visitors to Ferris State University. Your message will be received confidentially by a Ferris Police Officer.

In an emergency, call 9-1-1. For more information, contact the Ferris Department of Public Safety by calling (231) 591-5000.

## **Driving Directions to Big Rapids Campus**

---

**Driving from East (Detroit):** Take I-96 West to Grand Rapids. Take US-131 North to Big Rapids, Exit 139. Turn right and follow Perry Street 1.7 miles to the last stop light which is State Street (Business Loop-131). Proceed straight through the stoplight into the main campus.

**Driving from East (Flint):** Take I-69 West to Lansing. Take I-96 West to Grand Rapids. Take US-131 North to Big Rapids, Exit 139. Turn right and follow Perry Street 1.7 miles to the last stop light which is State Street (Business Loop-131). Proceed straight through the stoplight into the main campus.

**Driving from East (Mt. Pleasant):** Take M-20 West to Big Rapids, turn south (left) on State Street. Follow State Street (which is Business Loop-131) and stay in the left lane. You will drive past Big Boy Restaurant (which is on your right). Turn left at the next stoplight (Perry Street), which is the main entrance to campus.

**Driving from North (Cadillac):** US-131 South to Big Rapids, Exit 139. Turn left and follow Perry Street 1.7 miles to the last stop light which is State Street (Business Loop-131). Proceed straight through the stoplight into the main campus.

**Driving from North (Old US-131):** Continue on Old US-131 (which is State Street), stay in the left lane. You will drive past Big Boy Restaurant (which is on your right). Turn left at the next stoplight (Perry Street), which is the main entrance to campus.

**Driving from South (Grand Rapids and Kalamazoo):** US-131 North to Big Rapids, Exit 139. Turn right and follow Perry Street 1.7 miles to the last stop light which is State Street (Business Loop-131). Proceed straight through the stoplight into the main campus.

**Driving from West:** Take M-20 East to Stanwood and then US-131 North to Big Rapids, exit 139. Turn right and follow Perry Street 1.7 miles to the last stop light which is State Street (Business Loop-131). Proceed straight through the stoplight into the main campus.

MICHIGAN PUBLIC  
UNIVERSITIES

**ENROLLMENT MICHIGAN PUBLIC UNIVERSITIES**

|                                    | <u>Fall 2006</u> | <u>Fall 2007</u> | <u>Fall 2008</u> | <u>Fall 2009</u> | <u>Fall 2010</u> |
|------------------------------------|------------------|------------------|------------------|------------------|------------------|
| Central Michigan University        | 24,556           | 23,936           | 24,348           | 24,691           | 25,831           |
| Eastern Michigan University        | 23,058           | 22,841           | 21,777           | 22,645           | 23,211           |
| <b>Ferris State University</b>     | <b>12,575</b>    | <b>13,087</b>    | <b>13,532</b>    | <b>13,865</b>    | <b>14,381</b>    |
| Grand Valley State University      | 23,295           | 23,464           | 23,892           | 24,408           | 24,541           |
| Lake Superior State University     | 2,624            | 2,843            | 2,575            | 2,521            | 2,595            |
| Michigan State University          | 45,520           | 45,545           | 46,081           | 46,619           | 46,365           |
| Michigan Tech University           | 6,549            | 6,719            | 7,005            | 7,124            | 6,948            |
| Northern Michigan University       | 9,405            | 9,105            | 9,347            | 9,258            | 9,273            |
| Oakland University                 | 17,737           | 18,082           | 18,169           | 18,920           | 19,053           |
| Saginaw Valley State University    | 9,543            | 9,662            | 9,836            | 10,495           | N/A              |
| University of Michigan - Ann Arbor | 39,704           | 40,500           | 40,838           | 41,068           | 41,729           |
| University of Michigan - Dearborn  | 8,566            | 8,606            | 8,569            | 8,641            | 8,885            |
| University of Michigan - Flint     | 6,527            | 6,814            | 7,213            | 7,714            | 8,056            |
| Wayne State University             | 32,982           | 33,240           | 31,011           | 31,776           | 31,495           |
| Western Michigan University        | 24,825           | 24,415           | 24,767           | 24,509           | 25,053           |

Note: Fall numbers each year as of November.

Source: Budget Office - HEIDI (Oct 15)

**BUDGETARY PLANNING AND ANALYSIS  
SUMMARY OF 2010-11 TUITION/FEEES AND ROOM/BOARD  
MICHIGAN PUBLIC UNIVERSITIES**

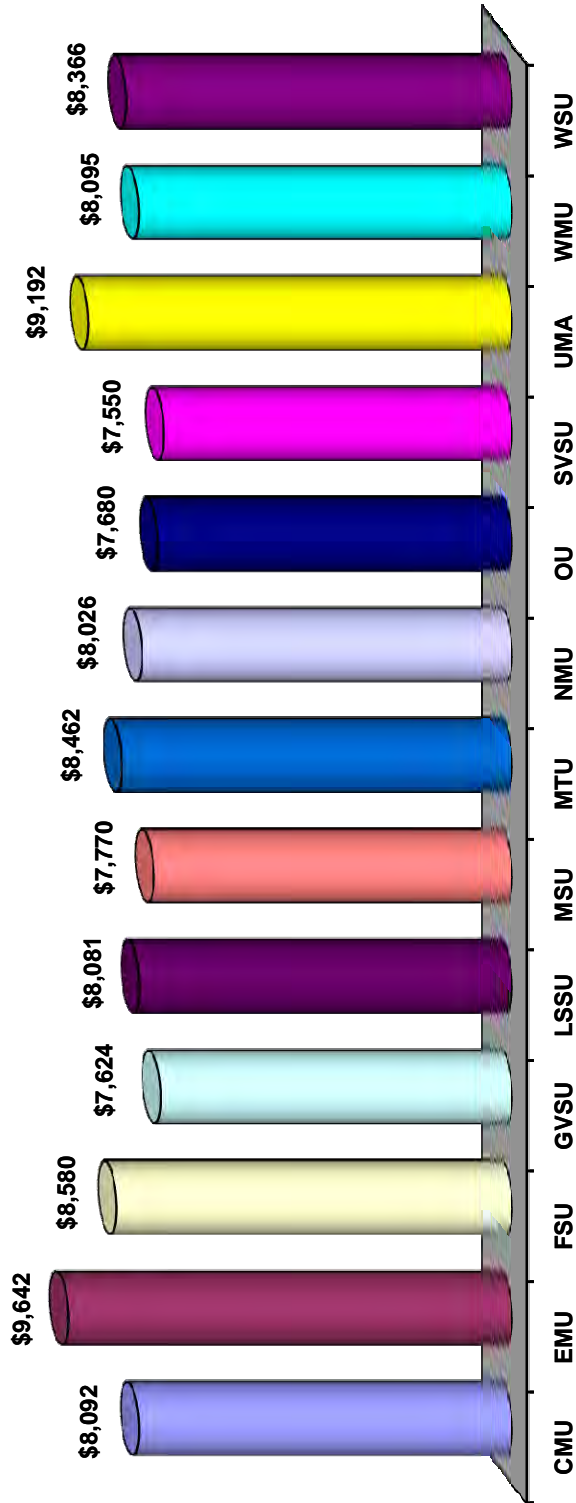
|                               | <u>FY-11<br/>TUITION</u> | <u>TUITION<br/>RANK</u> | <u>FY-11<br/>ROOM &amp;<br/>BOARD</u> | <u>ROOM &amp;<br/>BOARD<br/>RANK</u> | <u>FY-11<br/>TOTAL<br/>COST</u> | <u>TOTAL<br/>COST RANK</u> |
|-------------------------------|--------------------------|-------------------------|---------------------------------------|--------------------------------------|---------------------------------|----------------------------|
| Central Michigan              | 10,065                   | 4                       | 8,092                                 | 6                                    | 18,157                          | 5                          |
| Eastern Michigan              | 8,377                    | 13                      | 6,942                                 | 14                                   | 15,319                          | 13                         |
| <b>Ferris State</b>           | <b>9,930</b>             | <b>5</b>                | <b>8,580</b>                          | <b>2</b>                             | <b>18,510</b>                   | <b>4</b>                   |
| Grand Valley                  | 9,314                    | 9                       | 7,624                                 | 11                                   | 16,938                          | 9                          |
| Lake Superior                 | 8,764                    | 11                      | 8,081                                 | 7                                    | 16,845                          | 10                         |
| Michigan State                | 10,924                   | 3                       | 7,770                                 | 9                                    | 18,694                          | 3                          |
| Michigan Tech                 | 12,017                   | 2                       | 8,462                                 | 3                                    | 20,479                          | 2                          |
| Northern Michigan             | 7,864                    | 14                      | 8,026                                 | 8                                    | 15,890                          | 11                         |
| Oakland                       | 9,717                    | 7                       | 7,680                                 | 10                                   | 17,397                          | 8                          |
| Saginaw Valley                | 7,308                    | 15                      | 7,550                                 | 12                                   | 14,858                          | 14                         |
| UM - Dearborn                 | 9,247                    | 10                      | N/A                                   | N/A                                  | 9,247                           | N/A                        |
| UM - Flint                    | 8,656                    | 12                      | 7,080                                 | 13                                   | 15,736                          | 12                         |
| University of Michigan        | 12,590                   | 1                       | 9,192                                 | 1                                    | 21,782                          | 1                          |
| Wayne State                   | 9,732                    | 6                       | 8,366                                 | 4                                    | 18,098                          | 6                          |
| Western Michigan              | 9,435                    | 8                       | 8,095                                 | 5                                    | 17,530                          | 7                          |
| <b>UNWEIGHTED<br/>AVERAGE</b> | <b>9,596</b>             |                         | <b>7,967</b>                          |                                      | <b>17,032</b>                   |                            |

Note: Average of Freshman, Sophomore, Junior and Senior Tuition rates.

Source: President's Council, State Universities of Michigan, November 2010



Annual Room and Board Costs FY 2011

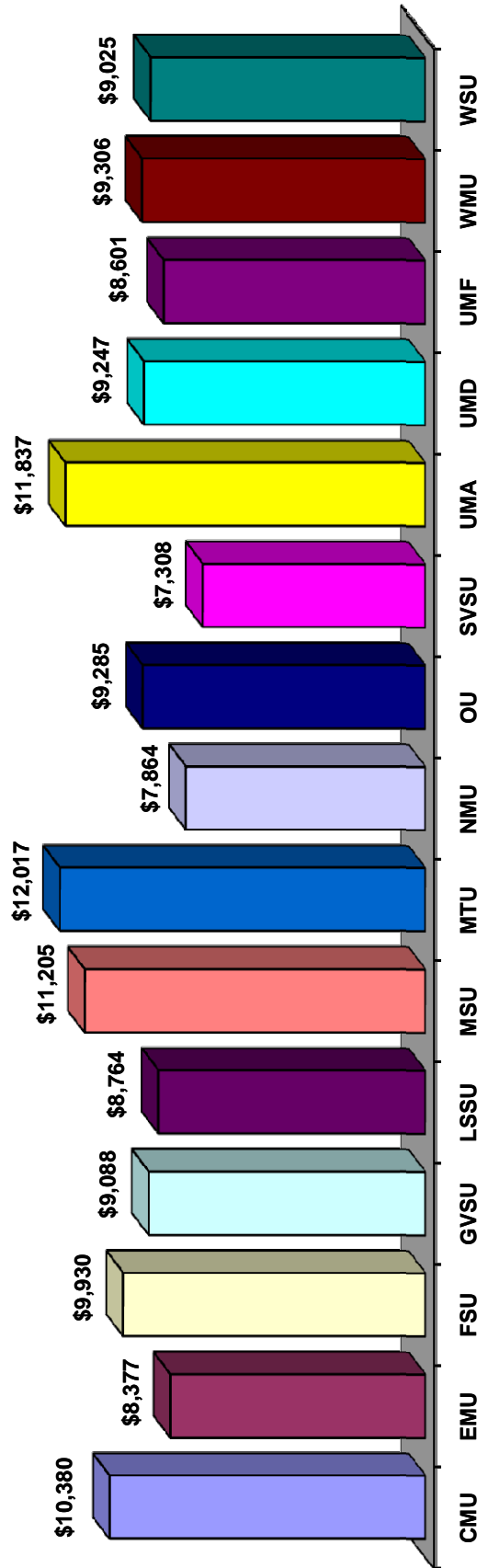


Five Year Trend

|      | FY '07  | FY '08  | FY '09  | FY '10  | FY '11  |
|------|---------|---------|---------|---------|---------|
| CMU  | \$6,824 | \$7,236 | \$7,668 | \$7,896 | \$8,092 |
| EMU  | 6,610   | 6,942   | 6,610   | 9,642   | 9,642   |
| FSU  | 7,220   | 7,646   | 7,944   | 8,340   | 8,580   |
| GVSU | 6,600   | 6,880   | 7,206   | 7,478   | 7,624   |
| LSSU | 6,859   | 7,172   | 7,326   | 7,394   | 8,081   |
| MSU  | 6,044   | 7,276   | 7,626   | 7,994   | 7,770   |
| MTU  | 6,840   | 7,315   | 7,738   | 8,121   | 8,462   |
| NMU  | 6,874   | 7,220   | 7,636   | 7,846   | 8,026   |
| OU   | 6,385   | 6,670   | 7,100   | 7,350   | 7,680   |
| SVSU | 6,380   | 6,630   | 6,830   | 7,270   | 7,550   |
| UMA  | 7,808   | 8,190   | 8,590   | 8,924   | 9,192   |
| WMU  | 7,053   | 7,222   | 7,565   | 7,784   | 8,095   |
| WSU  | 6,808   | 6,808   | 6,932   | 7,324   | 8,366   |

Source: Office of Budgetary Planning & Analysis/President's Council Tuition & Fees Report

Annual Tuition and Required Fees FY 2011



Five Year Trend

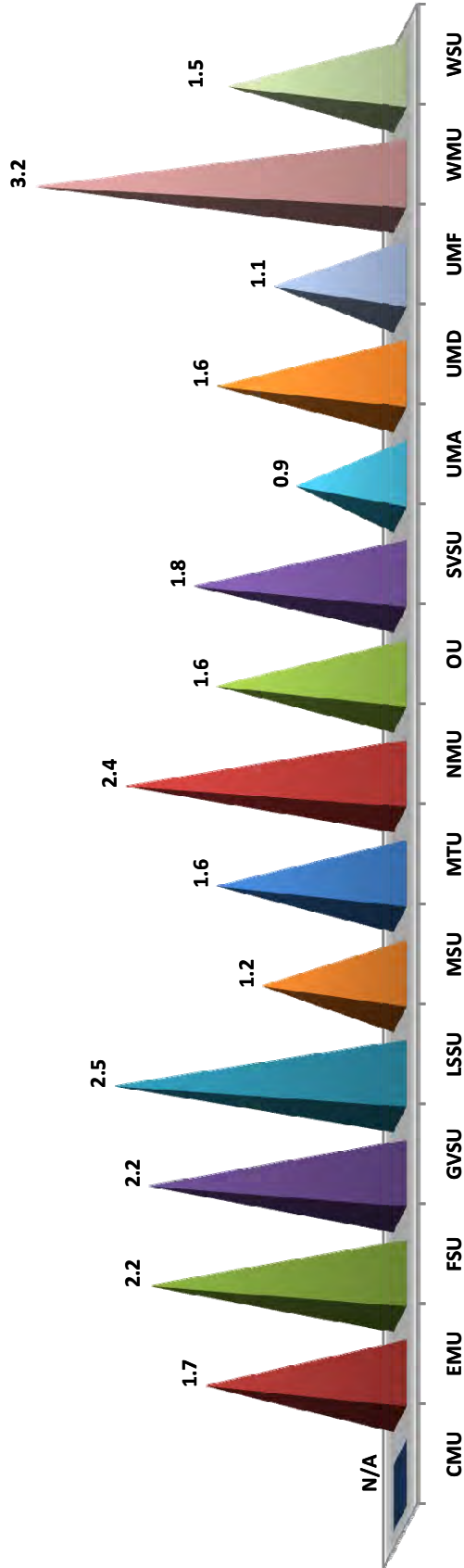
|      | FY '07  | FY '08  | FY '09  | FY '10   | FY '11   |
|------|---------|---------|---------|----------|----------|
| CMU  | \$6,638 | \$7,342 | \$9,720 | \$10,170 | \$10,380 |
| EMU  | 6,935   | 7,490   | 8,069   | 8,377    | 8,377    |
| FSU  | 7,200   | 8,070   | 9,000   | 9,480    | 9,930    |
| GVSU | 6,752   | 7,420   | 8,196   | 8,630    | 9,088    |
| LSSU | 6,708   | 7,246   | 7,894   | 8,284    | 8,764    |
| MSU  | 8,698   | 9,530   | 10,264  | 10,930   | 11,205   |
| MTU  | 8,910   | 9,829   | 10,761  | 11,348   | 12,017   |
| NMU  | 6,141   | 6,709   | 7,078   | 7,454    | 7,864    |
| OU   | 6,956   | 7,928   | 8,055   | 8,783    | 9,285    |
| SVSU | 5,543   | 6,258   | 6,492   | 6,900    | 7,308    |
| UMA  | 10,341  | 10,447  | 11,037  | 11,659   | 11,837   |
| UMD  | 7,259   | 7,832   | 8,341   | 8,900    | 9,247    |
| UMF  | 6,948   | 7,392   | 7,775   | 8,279    | 8,601    |
| WMU  | 7,182   | 7,590   | 8,228   | 8,682    | 9,306    |
| WSU  | 7,350   | 8,450   | 8,109   | 8,642    | 9,025    |

Note: Based on FTIAC Tuition Rates

Source: Office of Budgetary Planning & Analysis/ President's Council Tuition & Fees Report



Faculty-to-Administrator Ratio FY 2010

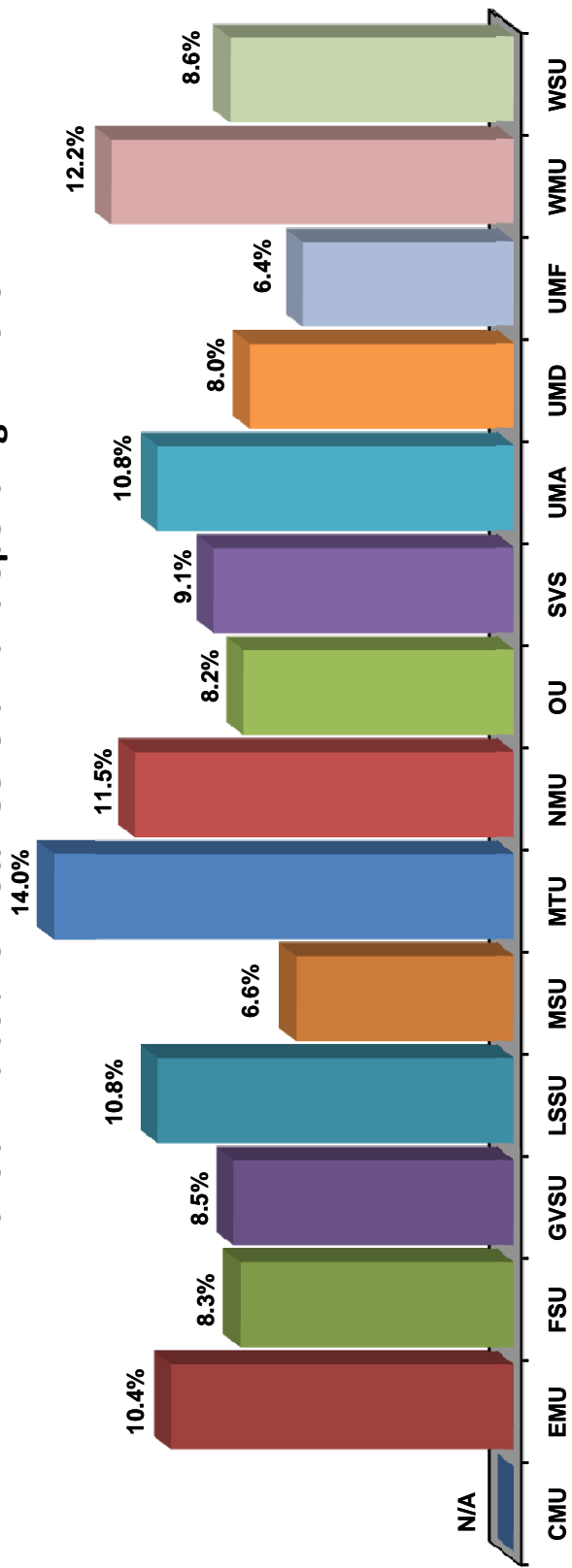


Five Year Trend

|      | FY '06 | FY '07 | FY '08 | FY '09 | FY '10 |
|------|--------|--------|--------|--------|--------|
| CMU  | 2.1    | 2.0    | 2.1    | 2.1    | N/A    |
| EMU  | 1.8    | 1.7    | 1.6    | 1.6    | 1.7    |
| FSU  | 2.2    | 2.1    | 2.2    | 2.2    | 2.2    |
| GVSU | 2.4    | 2.4    | 2.3    | 2.3    | 2.2    |
| LSSU | 2.4    | 2.0    | 2.2    | 4.4    | 2.5    |
| MSU  | 1.5    | 1.4    | 1.4    | 1.3    | 1.2    |
| MTU  | 1.8    | 1.6    | 1.5    | 1.6    | 1.6    |
| NMU  | 2.5    | 2.5    | 2.5    | 2.5    | 2.4    |
| OU   | 1.8    | 1.7    | 1.7    | 1.7    | 1.6    |
| SVSU | 1.7    | 1.7    | 1.7    | 1.7    | 1.8    |
| UMA  | 1.0    | 1.0    | 1.0    | 0.9    | 0.9    |
| UMD  | 1.6    | 1.5    | 1.5    | 1.6    | 1.6    |
| UMF  | 1.2    | 1.2    | 1.1    | 1.2    | 1.1    |
| WMU  | 4.2    | 3.9    | 3.7    | 3.5    | 3.2    |
| WSU  | 2.0    | 1.9    | 1.6    | 1.6    | 1.5    |

Source: Office of Budgetary Planning & Analysis

Financial Aid as % of Total General Fund Spending FY 2010

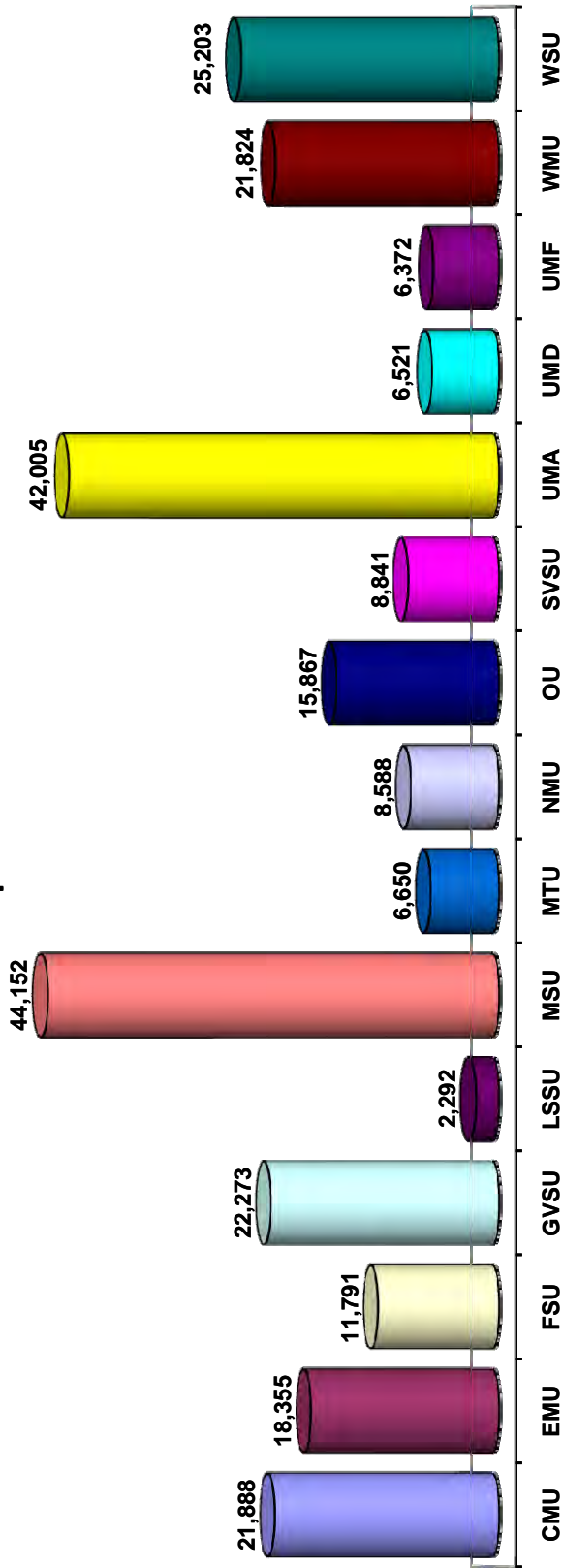


Five Year Trend

|      | FY '06 | FY '07 | FY '08 | FY '09 | FY '10 |
|------|--------|--------|--------|--------|--------|
| CMU  |        |        |        |        |        |
| EMU  | 8.8    | 7.7    | 8.5    | 10.0   | 10.4   |
| FSU  | 5.3    | 6.0    | 6.1    | 6.6    | 8.3    |
| GVSU | 7.5    | 8.6    | 8.9    | 8.3    | 8.5    |
| LSSU | 10.1   | N/A    | 11.1   | 10.5   | 10.8   |
| MSU  | 7.4    | 7.0    | 7.0    | 7.3    | 6.6    |
| MTU  | 10.2   | 10.9   | 11.9   | 13.3   | 14.0   |
| NMU  | 8.5    | 9.7    | 9.8    | 10.1   | 11.5   |
| OU   | 5.5    | 6.2    | 6.4    | 7.5    | 8.2    |
| SVSU | 8.3    | 9.0    | 8.3    | 8.9    | 9.1    |
| UMA  | 9.4    | 10.1   | 11.1   | 10.8   | 10.8   |
| UMD  | 4.2    | 5.6    | 7.3    | 6.7    | 8.0    |
| UMF  | 4.8    | 5.7    | 5.1    | 6.0    | 6.4    |
| WMU  | 11.2   | 9.4    | 11.4   | 11.5   | 12.2   |
| WSU  | 7.0    | 7.6    | 8.0    | 8.2    | 8.6    |

Source: Office of Budgetary Planning & Analysis

Full Year-Equated Students FY 2010




Five Year Trend

|      | FY '06 | FY '07 | FY '08 | FY '09 | FY '10 |
|------|--------|--------|--------|--------|--------|
| CMU  | 21,579 | 21,356 | 21,142 | 21,529 | 21,888 |
| EMU  | 18,775 | 18,423 | 17,995 | 17,588 | 18,355 |
| FSU  | 11,063 | 11,090 | 11,393 | 11,666 | 11,791 |
| GVSU | 19,986 | 20,732 | 20,950 | 21,617 | 22,273 |
| LSSU | 2,561  | 2,343  | 2,344  | 2,388  | 2,292  |
| MSU  | 42,430 | 42,962 | 43,289 | 44,160 | 44,152 |
| MTU  | 6,124  | 6,008  | 6,255  | 6,585  | 6,650  |
| NMU  | 8,553  | 8,538  | 8,428  | 8,417  | 8,588  |
| OU   | 14,246 | 14,633 | 14,871 | 15,073 | 15,867 |
| SVSU | 7,781  | 7,871  | 8,004  | 8,236  | 8,841  |
| UMA  | 40,043 | 40,331 | 41,091 | 41,319 | 42,005 |
| UMD  | 6,243  | 6,029  | 6,082  | 6,302  | 6,521  |
| UMF  | 5,111  | 5,260  | 5,503  | 5,899  | 6,372  |
| WMU  | 23,290 | 22,289 | 21,995 | 24,201 | 21,824 |
| WSU  | 25,235 | 25,480 | 24,682 | 24,201 | 25,203 |

Source: Office of Budgetary Planning & Analysis

Instruction as a % of Total General Fund Spending FY 2010

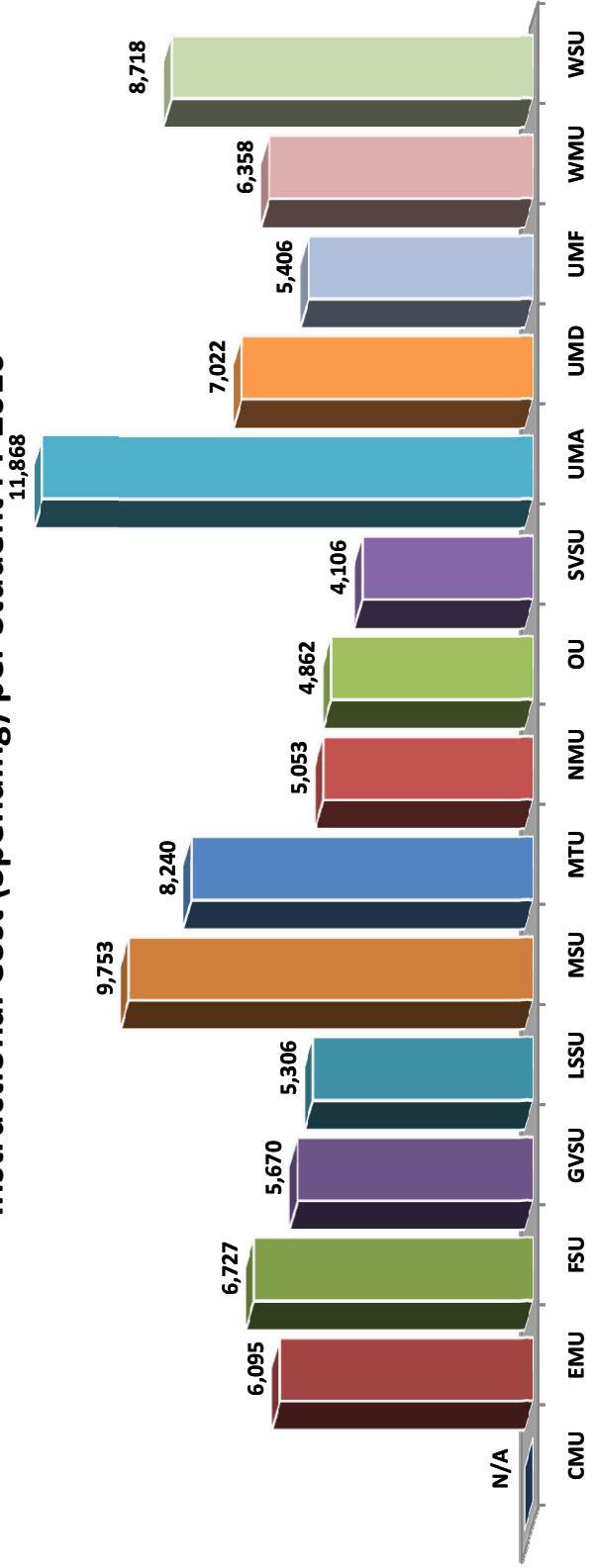


Five Year Trend

|      | FY '06 | FY '07 | FY '08 | FY '09 | FY '10 |
|------|--------|--------|--------|--------|--------|
| CMU  | 42.6%  | 43.2%  | 43.4%  | 43.8%  | N/A    |
| EMU  | 47.1   | 43.2   | 41.6   | 41.6   | 42.4   |
| FSU  | 44.9   | 46.4   | 42.5   | 44.8   | 44.9   |
| GVSU | 45.8   | 44.9   | 43.5   | 42.8   | 43.9   |
| LSSU | 34.5   | 39.3   | 34.9   | 35.6   | 35.0   |
| MSU  | 48.0   | 48.2   | 46.5   | 42.9   | 45.6   |
| MTU  | 39.4   | 37.3   | 36.6   | 36.1   | 35.3   |
| NMU  | 34.6   | 37.1   | 35.6   | 37.5   | 36.9   |
| OU   | 42.2   | 42.3   | 37.6   | 40.2   | 37.9   |
| SVSU | 39.8   | 40.7   | 36.6   | 38.5   | 36.2   |
| UMA  | 35.8   | 35.7   | 35.8   | 34.8   | 33.8   |
| UMD  | 43.1   | 43.6   | 43.2   | 43.8   | 44.0   |
| UMF  | 42.5   | 43.9   | 43.1   | 41.3   | 41.1   |
| WMU  | 44.2   | 47.0   | 44.8   | 43.6   | 42.2   |
| WSU  | 40.6   | 41.1   | 39.5   | 39.5   | 39.8   |

Source: Office of Budgetary Planning & Analysis

Instructional Cost (Spending) per Student FY 2010




Five Year Trend

|      | FY '06  | FY '07  | FY '08  | FY '09  | FY '10 |
|------|---------|---------|---------|---------|--------|
| CMU  | \$4,467 | \$4,956 | \$5,351 | \$5,261 | N/A    |
| EMU  | 5,172   | 5,567   | 5,706   | 5,899   | 6,095  |
| FSU  | 5,711   | 6,002   | 6,328   | 6,637   | 6,727  |
| GVSU | 4,755   | 4,848   | 5,085   | 5,370   | 5,670  |
| LSSU | 4,085   | 4,825   | 4,785   | 4,753   | 5,306  |
| MSU  | 8,294   | 8,756   | 9,571   | 9,740   | 9,753  |
| MTU  | 7,246   | 7,641   | 7,887   | 8,113   | 8,240  |
| NMU  | 4,261   | 4,549   | 4,720   | 5,062   | 5,053  |
| OU   | 4,451   | 4,655   | 4,692   | 5,014   | 4,862  |
| SVSU | 3,893   | 3,996   | 4,147   | 4,305   | 4,106  |
| UMA  | 11,138  | 11,529  | 11,736  | 12,198  | 11,868 |
| UMD  | 5,823   | 6,382   | 6,587   | 6,899   | 7,022  |
| UMF  | 5,131   | 5,389   | 5,473   | 5,547   | 5,406  |
| WMU  | 5,652   | 6,225   | 5,910   | 6,351   | 6,358  |
| WSU  | 7,382   | 7,624   | 8,183   | 8,669   | 8,718  |

Source: Office of Budgetary Planning & Analysis

Plant Spending as a % of Total General Fund Spending FY 2010

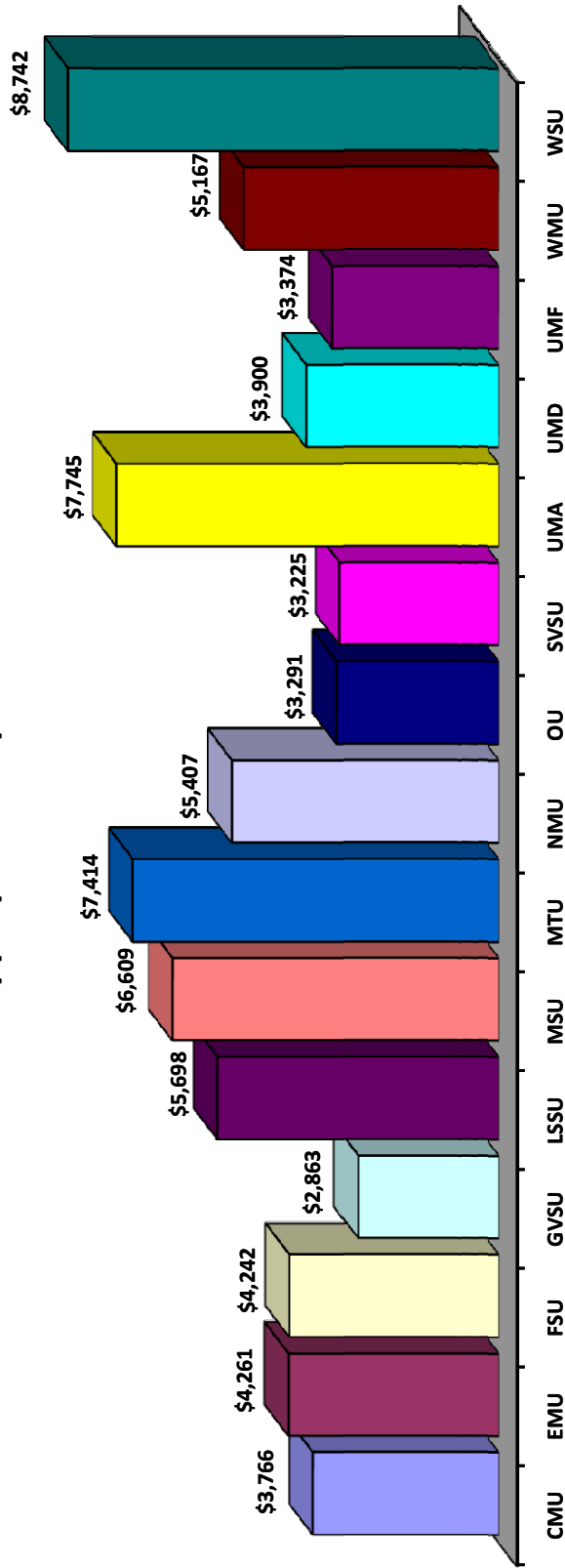


Five Year Trend

|      | FY '06 | FY '07 | FY '08 | FY '09 | FY '10 |
|------|--------|--------|--------|--------|--------|
| CMU  |        |        |        |        | N/A    |
| EMU  | 11.0   | 10.6   | 11.0   | 12.3   | 10.8   |
| FSU  | 9.2    | 9.0    | 13.0   | 8.5    | 8.1    |
| GVSU | 12.4   | 10.5   | 9.9    | 12.3   | 10.5   |
| LSSU | 14.4   | 17.0   | 14.7   | 13.9   | 13.4   |
| MSU  | 10.9   | 11.6   | 10.7   | 10.4   | 10.9   |
| MTU  | 8.7    | 8.5    | 8.1    | 7.7    | 7.5    |
| NMU  | 12.2   | 11.5   | 11.6   | 12.3   | 10.4   |
| OU   | 8.5    | 8.4    | 7.5    | 7.5    | 7.5    |
| SVSU | 10.2   | 10.5   | 9.6    | 9.7    | 9.0    |
| UMA  | 15.0   | 14.7   | 13.4   | 13.6   | 14.0   |
| UMD  | 11.8   | 11.3   | 10.9   | 11.3   | 11.1   |
| UMF  | 13.4   | 12.7   | 12.1   | 11.5   | 10.0   |
| WMU  | 10.3   | 10.9   | 11.5   | 10.9   | 9.2    |
| WSU  | 11.9   | 11.6   | 10.1   | 9.9    | 10.9   |

Source: Office of Budgetary Planning & Analysis

State Appropriations per FYES FY 2010

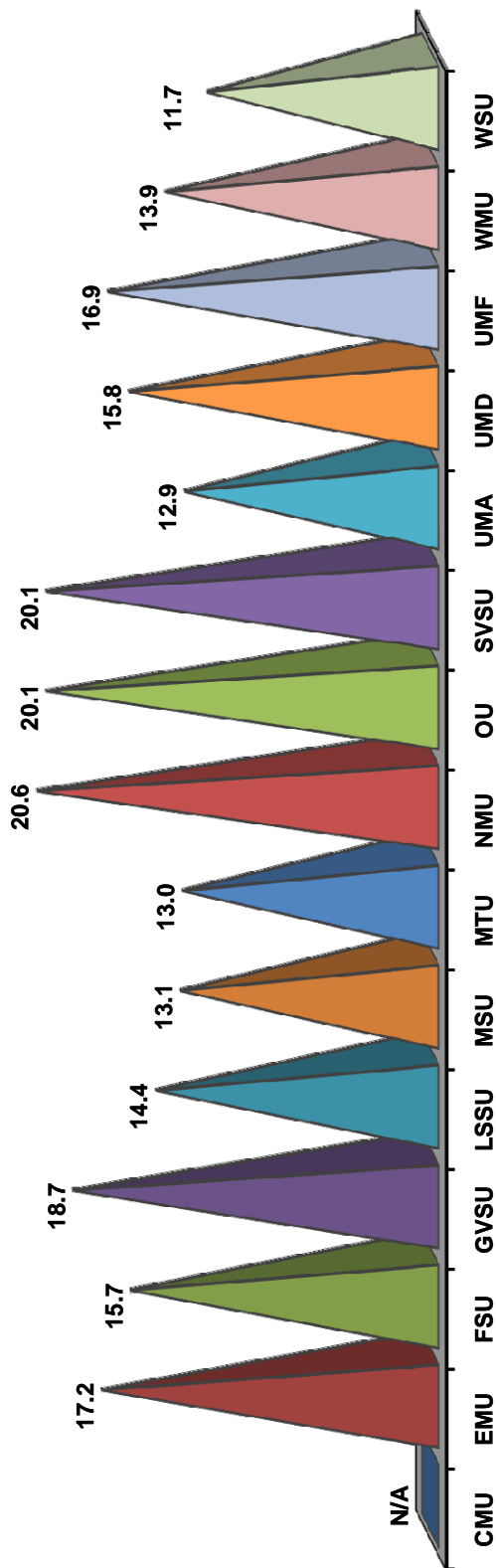


Five Year Trend

|      | FY '06  | FY '07  | FY '08  | FY '09  | FY '10  |
|------|---------|---------|---------|---------|---------|
| CMU  | \$3,710 | \$3,403 | \$3,876 | \$3,844 | \$3,766 |
| EMU  | 4,055   | 3,755   | 4,322   | 4,466   | 4,261   |
| FSU  | 4,396   | 3,963   | 4,365   | 4,306   | 4,242   |
| GVSU | 3,059   | 2,736   | 3,026   | 2,962   | 2,863   |
| LSSU | 4,883   | 4,847   | 5,538   | 5,491   | 5,698   |
| MSU  | 6,687   | 6,065   | 6,702   | 6,636   | 6,609   |
| MTU  | 7,841   | 7,266   | 7,838   | 7,520   | 7,414   |
| NMU  | 5,267   | 4,797   | 5,478   | 5,540   | 5,407   |
| OU   | 3,558   | 3,185   | 3,492   | 3,480   | 3,291   |
| SVSU | 3,534   | 3,231   | 3,543   | 3,477   | 3,225   |
| UMA  | 7,901   | 7,203   | 7,871   | 7,906   | 7,745   |
| UMD  | 3,963   | 3,767   | 4,159   | 4,054   | 3,900   |
| UMF  | 4,090   | 3,649   | 3,885   | 3,660   | 3,374   |
| WMU  | 4,710   | 4,479   | 5,098   | 5,090   | 5,167   |
| WSU  | 8,507   | 7,724   | 8,875   | 9,142   | 8,742   |

Source: Office of Budgetary Planning & Analysis

Student-to-Faculty Ratio FY 2010



Five Year Trend

|      | FY '06 | FY '07 | FY '08 | FY '09 | FY '10 |
|------|--------|--------|--------|--------|--------|
| CMU  | 18.7   | 17.9   | 17.3   | 16.8   | N/A    |
| EMU  | 18.3   | 17.2   | 17.4   | 17.9   | 17.2   |
| FSU  | 15.6   | 15.4   | 15.2   | 15.6   | 15.7   |
| GVSU | 18.7   | 19.3   | 18.8   | 18.7   | 18.7   |
| LSSU | 14.8   | 13.5   | 13.7   | 13.2   | 14.4   |
| MSU  | 13.3   | 12.8   | 11.9   | 11.8   | 13.1   |
| MTU  | 13.0   | 13.0   | 13.3   | 13.6   | 13.0   |
| NMU  | 22.3   | 21.3   | 20.7   | 20.3   | 20.6   |
| OU   | 21.8   | 20.7   | 20.6   | 19.9   | 20.1   |
| SVSU | 20.1   | 19.8   | 19.3   | 19.6   | 20.1   |
| UMA  | 12.7   | 13.1   | 13.2   | 14.0   | 12.9   |
| UMD  | 15.6   | 15.9   | 16.1   | 15.8   | 15.8   |
| UMF  | 16.4   | 16.6   | 16.4   | 16.2   | 16.9   |
| WMU  | 13.6   | 13.1   | 13.8   | 14.0   | 13.9   |
| WSU  | 14.2   | 13.5   | 11.6   | 11.0   | 11.7   |

Source: Office of Budgetary Planning & Analysis