

FACT BOOK

2005-06



January 2006

Dear Colleague:

The *Ferris State University Fact Book* is an annual project conducted as a service to the university community by the Office of Institutional Research and Testing in the Division of Student Affairs. This 15th edition is a document designed to answer the most frequently asked questions about FSU.

The Fact Book is also available on the Ferris State University website. To access the current Fact Book as well as previous editions, go to www.ferris.edu and click on the Faculty/Staff link. Then select the Institutional Research and Testing link located near the bottom of the page. Finally, click on Fact Book Downloads. As an alternative you can simply type in the word "Fact Book" in the search box located on the Ferris homepage.

Our appreciation is extended to Nina Worth and the many offices that assisted us with the development of the information. Please don't hesitate to contact us if you have any questions. Thank You.

Trisha Himes
Research Assistant

Mitzi Day
Senior Research Analyst

Kristen Salomonson
Director of Institutional Research and Testing

Ferris State University
Division of Student Affairs
Office of Institutional Research and Testing
CSS 313
(231) 591-3803

TABLE OF CONTENTS

GENERAL INFORMATION

Mission Statement/History/Campus Size/Academic Divisions.....	1
Location/Educational Programs/Admissions.....	2
Accreditation	3
Student Costs.....	4
Kendall Student Costs.....	5
Financial Aid/Career Resources/Student Employment & Career Services.....	6
Educational & Career Counseling	7
Athletics/Sports/Cultural Events.....	8
University Center for Extended Learning	9
Corporate & Professional Development.....	10
Ferris-Grand Rapids/Campus Media	11
Library (FLITE).....	12
Library Statistics.....	13
Kendall College of Art & Design.....	14
Housing.....	15
Points of Interest	16
Gifts to the University	20
Ferris State University Calendar	21
Telephone Numbers (frequently used).....	22
Educational Grants and Scholarships/Institutional Loans.....	23

STUDENTS/ENROLLMENT

Enrollment of Resident Students by County	29
Enrollment of Non-Resident Students by State & by Country.....	30
Total Headcount Enrollment, Fall 1976-2005.....	31
FYES Enrollment Per FTE Faculty.....	32
5-Year Enrollment by College	33
Percent of Students by College.....	34
Enrollment Summary.....	35
Comparative Enrollment Report by College.....	36
SCH/FTE/FYES	37
Total Headcount Enrollment Compared to FTE	38
Ethnic Distribution	39
Ethnic Distribution by College	40
Enrollment by Program (Allied Health Sciences)	41
Enrollment by Program (Arts & Sciences).....	43
Enrollment by Program (Business/College of Prof. & Tech. Studies)	45
Enrollment by Program (Education & Human Services)	48
Enrollment by Program (Kendall College of Art & Design).....	50
Enrollment by Program (Michigan College of Optometry at F.S.U./Pharmacy)	51
Enrollment by Program (Technology/University College)	52
Retention Rates	57
Average Number of Credits Taken by Students/HSGPA & ACT Scores	58
Student Credit Hours by College.....	59
Transfers.....	60
First Time Students Admitted to Ferris Who Did Not Attend.....	61
Age Summary	62

TABLE OF CONTENTS

DEGREES

Degrees Conferred by Program (Allied Health Sciences).....	63
Degrees Conferred by Program (Arts & Sciences)	64
Degrees Conferred by Program (Business)	65
Degrees Conferred by Program (Education & Human Services).....	67
Degrees Conferred by Program (Kendall College of Art & Design)	68
Degrees Conferred by Program (Michigan College of Optometry at F.S.U./Pharmacy)	69
Degrees Conferred by Program (Technology)	70
Degrees Conferred at FSU	72
Approved Programs	73

FACULTY/STAFF

Full-time University Staff by Job Category & Sex	77
Part-time University Staff by Job Category & Sex.....	78
Total University Staff by Job Category & Sex	79
Workforce Summary	80
Distinguished Teacher Awards	81

ORGANIZATIONAL CHARTS

Board of Trustees.....	83
Executive Division.....	84
President's Council	85
Academic Affairs Division.....	86
Office of Academic Affairs.....	87
Academic Affairs Division/College of Allied Health Sciences.....	88
Academic Affairs Division/College of Arts & Sciences	89
Academic Affairs Division/College of Business.....	90
Academic Affairs Division/College of Education & Human Services.....	91
Academic Affairs Division/Kendall College of Art & Design	92
Academic Affairs Division/Library.....	93
Academic Affairs Division/Michigan College of Optometry at F.S.U.	94
Academic Affairs Division/College of Pharmacy	95
Academic Affairs Division/College of Technology.....	96
Academic Affairs Division/University Center for Extended Learning.....	97
Academic Affairs Division/University College.....	98
Administration and Finance Division (F.S.U.)	99
Administration and Finance Division (Kendall College of Art & Design)	100
Ferris State University-Grand Rapids	101
Governmental Relations & General Counsel Division.....	102
Information Technology Administration.....	103
Student Affairs Division	104
Student Affairs Division/Enrollment Services	105
University Advancement and Marketing Division	106

TABLE OF CONTENTS

ALUMNI

Alumni Listing by State.....	107
Alumni by College	108
Placement Rates.....	109
Recipients of Alumni Awards	110

BUDGET

FY 2005-2006 General Fund Operating Budget	111
Revenue Summary	112
Expenditure Summary.....	113

FACILITIES

Summary of Facilities Owned or Rented by FSU (General)	115
Summary of Facilities Owned or Rented by FSU (Non-General Fund)	116
Ferris State University Campus Map	117

MICHIGAN PUBLIC UNIVERSITY COMPARISONS

Enrollment Michigan Public Universities	119
Full Year Equated Students FY 2005.....	120
Student to Faculty Ratio FY 2005	121
Summary of 2005-06 Tuition/Fees and Room/Board.....	122
Annual Tuition and Required Fees FY 2005.....	123
Annual Room and Board Costs FY 2005	124
Faculty to Administrator Ratio FY 2005	125
Instructional Cost per Student FY 2005	126
State Appropriations per FYES FY 2005	127
Financial Aid as % of Total Gen Fund Spending FY 2005.....	128
Instruction as a % of Total Gen Fund Spending FY 2005.....	129
Plant Spending as a % of Total Gen Fund Spending FY 2005.....	130

General Information

GENERAL INFORMATION

MISSION STATEMENT

Ferris State University will be a national leader in providing opportunities for innovative teaching and learning in career-oriented, technological and professional education.

HISTORY

Ferris State University is recognized for its career-oriented educational programs that are designed to meet the technology and work force demands of business and industry, the health-care professions, and society in general through applied research and practical education. Founded in 1884 on the concept of providing students with marketable skills, Ferris was established by Woodbridge N. Ferris (1853-1928), a distinguished Michigan educator and politician who served two terms as the state's governor and was elected a United States senator. Ferris was a private institute until 1950, when it joined the state higher education system. The college obtained university status in 1987.

CAMPUS SIZE 880 acres

ACADEMIC DIVISIONS

- College of Allied Health Sciences
- College of Arts and Sciences
- College of Business
- College of Education and Human Services
- College of Pharmacy
- College of Professional and Technical Studies
- College of Technology
- Kendall College of Art and Design
- Michigan College of Optometry at F.S.U.
- University College

GENERAL INFORMATION

LOCATION

The Ferris State University campus is located in Big Rapids, a west central Michigan city of approximately 12,600 in the vacation-recreation region. In addition to being home of Ferris State University, Big Rapids is the county seat of Mecosta County. The 880 acre campus is readily accessible by the US-131 expressway and state highway M-20. Big Rapids is 55 miles north of Grand Rapids and within 200 miles of Chicago and Detroit.

EDUCATIONAL PROGRAMS

Ferris offers more than 170 educational programs through the Colleges of Allied Health Sciences, Arts and Sciences, Business, Education and Human Services, Kendall College of Art and Design, Pharmacy, Technology, Michigan College of Optometry at Ferris State University, College of Professional & Technical Studies and University College. These offerings lead to bachelor and associate degrees and certificates. Master degrees in Information Systems Management, Career and Technical Education, Criminal Justice, Business Administration, Curriculum and Instruction, Fine Arts and doctorate degrees in Optometry and Pharmacy are also offered.

Each college encompasses a cluster of related programs that are targeted to prepare students for specific careers. The colleges operate in facilities that have been specially designed and equipped to support their missions.

Ferris is a national leader in the development of the concept of laddering, which enables students to advance their careers by building on previous training. For example, an individual who has gained employment after completing a two-year degree may later seek career advancement by returning to Ferris and earning a bachelor degree. This concept also permits students to readily transfer into Ferris programs.

ADMISSIONS

The current admission policy for new students requires all freshmen students to complete the ACT/SAT test prior to being granted admission to Ferris State and requires students to demonstrate they meet program entrance requirements either by earning a specified high school GPA or by having a ACT composite score that meets the prescribed standard for the university. Grades, ACT/SAT scores and all other facts included in the application will be considered.

FERRIS STATE UNIVERSITY ACCREDITATION

F.S.U. is accredited by The Higher Learning Commission of the North Central Association

Accrediting Agencies

Accreditation Council on Pharmaceutical Education
Accreditation Council on Optometric Practitioner Education
American Optometric Association
American Dental Association/Commission on Dental Accreditation
American Bar Association
American Health Information Management Association
National Accrediting Agency for Clinical Laboratory Science

Joint Review Committee on Education
Programs in Radiologic Technology
Joint Review Committee on Education
Programs in Nuclear Medicine Technology
National League for Nursing Accrediting Commission

Accreditation Board for Engineering and Technology

Foundation for Interior Design Education Research
American Council for Construction Education
Michigan Commission on Law Enforcement Standards
Michigan Corrections Officers Training Council
Council on Social Work Education
Committee on Accreditation for Respiratory Care
Accrediting Council for Collegiate Graphic Communications
National Recreation and Parks Association and American Alliance for Leisure and Recreation Accreditation Council
Associated Equipment Distributors
Professional Golf Association of America Education Center
U.S. Professional Tennis Association
American Association of Intensive English Programs
University & College Intensive English Program
Association of Collegiate Business Schools & Programs
American Society of Health-Systems Pharmacists

Academic Program

Pharmacy
Optometry

Dental Hygiene
Legal Studies
Medical Record Administration & MRI
Medical Technology & Medical Laboratory Technology
Radiography

Nuclear Medicine Technology

Nursing - A.A.S.
Nursing - B.S.N.

Surveying Engineering
Mechanical Engineering Technology
MFG Engineering Technology
Interior Design
Construction Management
Criminal Justice - Law Enforcement Specialist
Criminal Justice - Corrections
Social Work
Respiratory Care
Printing Management
Printing & Digital Graphic Imaging
Recreation Leadership & Management

Heavy Equipment Technology
Professional Golf Management
Professional Tennis Management
Intensive English Programs

Intensive English Programs
COB Programs
Pharmacy Practice Residency w/ Emphasis in Managed Care
Pharmacy Practice Residency w/ Emphasis in Community Pharmacy

Source: Academic Affairs

GENERAL INFORMATION

STUDENT COSTS

The average annual cost for a Michigan resident to attend Ferris (based upon 2005-06 rates) includes, tuition, room and board, fees, estimated academic and personal expenses, is \$16,776.

2005-06 Costs	Semester	Year
Undergraduate (Michigan resident)		
Tuition (15 credit hours)	\$3,370.00	\$6,740.00
Room and Board (19 meal plan)	\$3,408.00	\$6,816.00
Sub Total	\$6,778.00	\$13,556.00
Books and Supplies (estimate)	\$500.00	\$1,000.00
Personal Expenses (estimate)	\$1,039.00	\$2,078.00
Refundable Fees*	\$71.00	\$142.00
Total Expenses (estimated)	\$8,388.00	\$16,776.00

*If requested, the Racquet Facility fee, Student Activity fee and Health Center fee will be deleted from the student's account. Cash refunds will only be granted for the Racquet Facility fee and the Student Activity fee if the student's account is paid in full.

Undergraduate (non-resident)		
Tuition	\$6,740.00	\$13,480.00
Undergraduate (non-resident MSEP)*		
Tuition	\$5,084.00	\$10,168.00
Part-time Student (1-12 credit hours)		
Michigan Resident	\$265 per credit hour	
Non-Resident	\$530 per credit hour	
Non-Resident MSEP*	\$398 per credit hour	
Graduate Student		
Michigan Resident	\$327 per credit hour	
Non-Resident	\$654 per credit hour	
Non-Resident MSEP*	\$491 per credit hour	

*Students are eligible for the MSEP (Midwest Student Exchange Program) rate if they live in one of the following states: Illinois, Indiana, Iowa, Kansas, Minnesota, Missouri, Nebraska, North Dakota, Ohio, South Dakota, Wisconsin. This tuition reduction program is not available for students enrolled in Doctor of Optometry, Doctor of Pharmacy, and Professional Golf Management.

Professional Tuition

(Doctor of Optometry & Doctor of Pharmacy)

Michigan Resident	\$ 6,518.00/semester	\$13,036.00/year*
Non-Resident	\$11,400.00/semester	\$22,800.00/year*

*NOTE: The tuition for fourth professional year students in the Doctor of Optometry program is \$19,554.00 for Michigan residents, \$34,200.00 for non-residents. The year runs all three semesters.

Family Apartments	12 month contract
One Bedroom	\$7,086.00
Two Bedroom	\$7,902.00
Two Bedroom (townhouse)	\$8,706.00
Three Bedroom (townhouse)	\$9,504.00

Optional Meal Plan

Room and Board (12 meal plan) \$6,496.00

Other meal plans available for non-traditional and deluxe halls.

GENERAL INFORMATION

KENDALL COLLEGE OF ART & DESIGN 2005-2006 Tuition and Fees

<u>Tuition Rates</u> <u>per Credit Hour</u>	Resident Gen. Educ. \$265/cr	Resident Studio \$460/cr	Non-Resident Gen. Educ. \$398/cr	Non-Resident Studio \$690/cr	Graduate MFA \$513/cr
3 credits	\$795	\$1,380	\$1,194	\$2,070	\$1,539
6 credits	\$1,590	\$2,760	\$2,388	\$4,140	\$3,078
9 credits	\$2,385	\$4,140	\$3,582	\$6,210	\$4,617
12 credits	\$3,180	\$5,520	\$4,776	\$8,280	\$6,156
15 credits	\$3,975	\$6,900	\$5,970	\$10,350	\$7,695

All non-resident students are charged the non-resident rates - there is no separate rate for the Midwest Exchange Program or International Students - all out-of-state students are considered non-residents. Note: this is Kendall specific.

<u>Fee Name</u>	<u>Fee</u>
Admissions App. Fee	\$30
Enrollment Deposit	\$150
Sculpture Fee	\$140
Woodworking Fee	\$140
Model Making Fee	\$140
Photography Fee	\$140
Computer Class Fee	\$140
Upper Level GD/DG Class F	\$140
Printmaking Class Fee	\$140
Metals/Jewelry Class Fee	\$300
Kendall Experience Class	\$250
Technology 0+ credits	\$205
Student Life Fee	\$5
Deferred Payment Plan	\$20
Studio Space /Semester	\$300
Studio Deposit	\$100
Locker Fee	\$30
Transcript Fee	\$5
Late Fee	\$35

GENERAL INFORMATION

FINANCIAL AID

More than 82 percent of the students presently enrolled at Ferris State receive some type of financial aid through federal, state and Ferris programs, including scholarships, grants, loans and student employment. Ferris State University awards more than \$87 million in student aid annually.

Financial aid is primarily based on financial need and is intended to assist students whose families lack the total resources needed to pay for college. Information on financial aid programs available at Ferris may be obtained by contacting the Office of Scholarships and Financial Aid at 1-800-940-4AID or via the Internet at www.ferris.edu and “Quick Link” to Financial Aid.

CAREER RESOURCES AT FSU

A Ferris State University career-oriented education is complimented by comprehensive career counseling resources available from the Educational and Career Counseling Center (ECCC) staffed with licensed professional counselors. The ECCC is located on the 3rd floor of the Starr Building and provides a wide range of services for FSU students. <http://www.ferris.edu/eccc>

STUDENT EMPLOYMENT & CAREER SERVICES

The Office of Student Employment & Career Services assists students in finding on-campus, local off-campus, internships, summer and full-time positions.

Through SE&CS, part-time employment is available to students as both on and off-campus work study, on-campus non-work study, and local off-campus and “Quick Cash” opportunities. In addition, students/alumni have access to e-Recruiting, which is a state-of-the-art internet-based software package that allows students to upload their resume into the FSU Resume Book database, search and apply for employment/internship opportunities and sign-up for on-campus interviews. On-campus interviews take place both fall and winter semesters with approximately 150 employers participating per academic year. Students can register with e-Recruiting and view a whole array of other career/employment related information on our website at www.ferris.edu/careerservices.

SE&CS also provides daily walk-in resume review hours, mock interviews and classroom presentations. Every fall and winter the SE&CS office sponsors job fairs to assist students in employers each. In addition, fall semester, Alumni Relations, Student Leadership & Activities and SE&CS present the FLEX for Success-Professional Career & Leadership Conference, that allows students to enhance leadership, professional and job search skills. Annual studies of employed alumni indicate that 90% are employed in occupations related to their major field of study at Ferris and 98 % of graduates are working or continuing their education. Ninety-seven percent of graduates seeking employment, found jobs. All colleges had a 95% or higher placement rate.

GENERAL INFORMATION

EDUCATIONAL AND CAREER COUNSELING

Educational counselors provide information on all academic programs in Ferris's undergraduate colleges. These counselors are located in the colleges of Allied Health Sciences, Arts and Sciences, Business, Education & Human Services, and Technology.

In addition to providing academic counseling, educational counselors in the Educational and Career Counseling Center (ECCC) located in the STARR 313, help students to identify and overcome obstacles to their academic success and offer assistance in making career choices. Finding the right career depends on several factors, two strong factors are personality and interests. Students can receive information in these areas by taking the Myers-Briggs Type Indicator and the Strong Interest Inventory through the ECCC. A licensed counselor interprets the results with the student and provides information on careers that are aligned with the student's personality, interests, values, and skills.

COMPUTING AND TELECOMMUNICATIONS FACILITIES & SERVICES

A high-speed, wide-area network provides broad campus access to academic resources, the Internet, and other computing resources such as FLITE library. Each of the 3,000 residence hall rooms and University apartments has network connections. Every residence hall is equipped with a computer lab. In addition, there are large computing laboratories available to students in various locations on the Ferris State University campus. Student & Administrative Technology Services provides installation of network cards and computer support to students for a fee. Copies of the Microsoft software Office 2003 Professional, FrontPage 2003, Windows XP Professional, Visual Studio Professional, and Office for MAC are available for a \$25.00 per year blanket license fee and \$10.00 per copy of the software. The University operates a Nortel Private Branch Exchange for voice services. Remote data access to the Internet and campus facilities is available for all faculty, staff, and students. Fiber optic, broadband, twisted pair, and wireless networks are utilized to provide services for voice, data, and video. The University's IBM enterprise server supports online processing for academic and administrative users. Lotus Notes electronic mail and calendar service is available for faculty and staff. Imail electronic mail is offered to students on and off campus. The Ferris Web site (<http://www.ferris.edu>) provides information about the University and is used to support student Web services. The University portal, My FSU, links products such as Student, Faculty, and Employee Web Services as well as WebCT with capabilities of the Internet to create a customized campus experience.

STUDENT AFFAIRS

The division of Student Affairs provides a variety of services for students through the following departments: Birkham Health Center, Student Employment & Career Services, Counseling Center, Enrollment Services, Minority Affairs, Rankin Student Center, Student Leadership & Activities and University Recreation. All of these departments work with students to enhance their university experience.

The Office of Student Leadership & Activities helps students use and grow their talents through campus and community involvement. To keep students involved and connected to the University, there are more than 200 registered student organizations (RSOs), including sports clubs, Greek-letter organizations, religious groups, academic societies and professional associations. The Student Volunteer Center refers hundreds of Ferris students each year to area agencies seeking volunteers. A variety of leadership programs are offered throughout the year to help students develop marketable leadership and management skills.

GENERAL INFORMATION

ATHLETICS

The Ferris State University Bulldogs are members of the National Collegiate Athletic Association (NCAA). Varsity teams compete in the Central Collegiate Hockey Association (NCAA Division I) in ice hockey and the Great Lakes Intercollegiate Athletic Conference (NCAA Division II) in all other sports.

Ferris student athletes participate in 15 varsity sports: golf, tennis, basketball, track, cross-country, softball, soccer and volleyball for women; golf, tennis, basketball, track, cross-country, hockey and football for men.

INTRAMURAL AND RECREATIONAL SPORTS

Annually, more than half of the student body participates in organized recreational sports activities, including extensive intramural and club sport programs. Other students participate in informal recreation activities. Ferris provides ample facilities for athletics and recreation, including a Student Recreation Center with pool, weight room, basketball and volleyball courts and indoor track; a golf course; a sports complex including full and half-size ice rinks, additional basketball and volleyball courts; racquetball courts and indoor and outdoor tennis courts.

CULTURAL EVENTS

Concerts by Ferris State Music Center organizations such as the West Central Concert Band, Chamber Orchestra, Jazz Ensemble, Concert Choir, and Ferris Wheels (men's glee club), and productions of the University Theater are augmented by appearances of professional music, drama and dance organizations and other performing arts groups.

The Ferris Art Gallery features exhibits of paintings, prints, photography, sculpture and crafts, as well as special exhibits featuring leading Michigan artists, FSU faculty and students.

The Arts and Lectures Committee offers a schedule of lectures, concerts and films, while Entertainment Unlimited and the Music Industry Management Association present pop/rock and comedy concerts and other events of a contemporary nature.

The Office of International Affairs "International Festival of Cultures" brings the world to Big Rapids with students, faculty, staff, and community members presenting cultural displays, performances, and food from more than fifty countries worldwide.

Entertainment Unlimited, the campus programming board, is responsible for coordinating more than 80 student-produced events each year including comedy shows, films, and live contemporary music performances. The Music Industry Management Association is also involved with helping students get experience behind the scenes of producing live campus entertainment. The Student Speaker Series Committee brings approximately 8-10 speakers to campus each year. Topics of these lectures range from pop culture and media to harder-hitting issues like alcohol awareness and hate crimes.

UNIVERSITY CENTER FOR EXTENDED LEARNING

The University Center for Extended Learning extends the reach of Ferris State University's course offerings, programs, and knowledge beyond the Big Rapids campus to adult learners throughout Michigan, the nation, and the world. In addition to a network of Michigan regional centers for degree programming, a variety of online programs are offered to students anywhere in the world, students are sent on study abroad experiences, on-the-job training programs are developed and delivered for a variety of industries, and oversees the education of more than 5,000 Michigan K-12 students.

- **Degree Programming:**

The University Center for Extended Learning extends Ferris' reach by delivering associate, bachelor's and master's degrees, professional development certificates, and distance learning opportunities through a network of more than 24 sites that include Alpena, Big Rapids, Clinton Township, Dearborn, Dowagiac, Flint, Garden City, Gaylord, Grand Blanc, Howell, Lansing, Midland, Muskegon, Niles, Petoskey, Port Huron, Scottville, Traverse City, University Center, Warren, Winnipeg; Manitoba, Canada; and online. Students, many of whom are working adults, find earning their degree convenient with and classes that fit within their busy schedules. Programs are offered in direct response to needs identified in communities throughout the state, often in partnership with community colleges.
- **Study Abroad:**

Throughout the Study Abroad Program, students have the opportunity to participate in an enriching, life-changing experience both personally and academically through educational trips and exchanges many countries throughout the world.
- **Corporate & Professional Development:**

UCEL serves Michigan business and industry by delivering customized training and seminar programs at a variety of locations. Two divisions of Extended Learning offer their services under the umbrella of Corporate and Professional Development. These are:

 - **Conferences & Professional Programs:**

The Conferences and Professional Programs team provides conference design and development consultation services that include planning, strategy, and implementation. To help ensure that programs succeed, they assist with the marketing and promotion, the financial management, contracts, registration, site selection, facilities arrangements, on-site services, and evaluations.
 - **Corporate and Professional Development:**

Ferris's Corporate and Professional Development Center provides customized education programs and technical assistance for Michigan and beyond. The Center specializes in developing need-specific training programs, technical assistance for manufacturers, and industry-specific certification and testing programs. CPD also provides grant-writing services.
- **Charter Schools Office:**

The Charter Schools Office oversees the general operation of Ferris State University chartered academies to ensure that they comply with their charter, state and federal regulations, and make progress toward meeting their stated goals. Ferris currently has 16 authorized Charter Schools. Combined, these academies serve more than 5,000 students in grades K-12 and are geographically located from Benton Harbor to Monroe and north to Saginaw.

GENERAL INFORMATION

CORPORATE & PROFESSIONAL DEVELOPMENT

Division of University Center for Extended Learning

Ferris State University's Corporate & Professional Development (CPD) has been involved in partnerships to help businesses and industries with solutions to training, certification, camps & conferences, and consulting/applied research needs since 1984. More than 1,500 companies have taken advantage of the skills and facilities offered training or testing over 150,000 participants in over 1,000 offered titles/projects have been delivered. CPD is known for its ability to partner with business and industry to tackle issues related to custom training, process consulting, certification, and assessment. Through the establishment of custom workshops and public institutes, training and certification needs can be solved at company, state and national levels. Work is accomplished by contracting with the CPD to create the proper partnership between the company, FSU faculty and staff, outside resources and students to complete the project goals.

CPD offers custom assessment and technical training solutions to business and industry-specific problem areas, product, process, and equipment to provide a return on investment of training dollars. Training can be delivered at the training facilities located at the main complex in Big Rapids, the Grand Rapids Campus, any of Ferris' Regional Centers, at the company's plant site, or company selected offsite. CPD training facilities are air conditioned and equipped with state of the industry audiovisual equipment. Computers, projection systems and related equipment may be provided and interactive television programming is possible. Training on hundreds of technical, health, business, science, criminal justice and education topics can be provided. Training may also involve participant assessment, certification and CEU's as required. CPD has invested in the future of training by creating the ability for development of computer interactive training for business and industry (custom CD-ROM, interactive television or internet delivery as well as traditional lecture and application labs).

In order to keep costs down (through long term delivery methods) and keep training value high (while providing a customized training program) CPD creates custom or standard training modules. These modules utilize computer interactive theoretical training combined with hands-on applied training for a blended teaching approach. This type of training has been successfully completed for Evart Products -Textron to teach plastic injection mold operation, D-M-E Co. Inc. to teach injection mold base technology, custom automated production line training for FIAMM Tech. Inc., and Rubber Processing Operator training nationally for the Rubber Manufacturers Assoc., industry wide "Manufacturing Safety & Health training," "Binocular Indirect Ophthalmoscope" training for optometrists, and safety in the plastics industry.

New trends in industry show that the new workforce requires more technical training and employers want to pay for skill, not time-in-task. Therefore, certification tools have become an important part of CPD's offerings. Good examples of certification are: the national training and assessment program developed for the Rubber Manufacturers Association, Molding Operator training packages; international certification tools for the United Assoc. of Journeymen and Apprentice Plumbers & Pipe Fitters of the U.S., Panama, and Canada; national certification for the Electrical Generating Systems Assoc.; as well as many custom certifications for private industries. In the area of grant writing services, CPD has been successful in helping gain support for industrial and business projects through state Economic Development Job Training, Michigan Works Incumbent Worker, Small Business Investment Research and Michigan Dept. of State grants. In the past ten years, CPD has managed over \$2.84 million in grants. Through the State Workforce Commission-Economic Development Job Training Grants, eighteen companies have obtained a total of over \$1,412,000 in grants to provide needed training to upgrade their workforce. The providing of delivery services has also been completed in partnership with many community college held grants.

Need help in planning your next conference, seminar or professional program? You can be worry-free and gave expert assistance from the Office of Conferences & Professional Programs within CPD Center at FSU. We plan and organize conferences and seminars of all sizes that appeal to individuals from many fields, including dental hygienists, nurses, optometrists, artists, engineers and educators. Summer youth and certain athletic camps are also coordinated through our office. Our staff has many years of excellent professional experience in coordinating local, state, national and international programs. We are committed to providing expertise and enthusiasm to facilitate first rate learning experiences for everyone through our comprehensive services.

Corporate & Professional Development provides custom and institute-based training and certification; grant writing services, computer interactive training, applied research, manufacturing consulting, assessments to meet the needs of business and industry, as well as camps and conferences to meet public and business needs.

The Corporate & Professional Development Center is located at 410 Oak Street, Alumni Building office 117. Phone 231-591-5819, Toll free 800 -562-9130, Fax 231-591-3539. Website www.ferris.edu/cpd

GENERAL INFORMATION

FERRIS-GRAND RAPIDS

The Ferris-Grand Rapids campus includes the Applied Technology Center at 151 Fountain St. NE and the Kendall/Ferris building at 17 Fountain St. NW. Both facilities are conveniently located in downtown Grand Rapids.

The ATC offers 170,000 square feet of instructional and office space including computer, computer aided design, electronics, manufacturing, materials testing, plastics and heating, air conditioning and refrigeration labs. In addition, the ATC houses an auditorium, banquet and teleconferencing facilities.

In 1996 the Board of Trustees of Kendall College of Art and Design voted to merge Kendall with Ferris State University. This decision initiated a greater commitment on behalf of Ferris to expand programming in Grand Rapids and resulted in the purchase of an additional facility at 110 Ionia NW. Kendall College of Art and Design educates its students to be leaders in the arts. It provides a dynamic learning environment that prepares its students to be "working artists" and to achieve professional careers in art and design.

In 1999 Ferris-Grand Rapids established The College of Professional and Technological Studies (CPTS) to provide greater flexibility in developing academic programs that meet the needs of business, industry and the community at large. CPTS offers career-focused associate and masters degrees, professional development certificates, standard college and customer responsive courses, customized training courses, distance learning courses, and prior learning assessment services to advance students' career goals.

The Kendall/Ferris building offers classrooms, gallery space, and IBM and MAC computer lab facilities and houses the Kendall/Ferris bookstore and programs of Kendall College of Art and Design.

Today Ferris-Grand Rapids offers more than 30 professional development certificate, associate, bachelor and master degree programs and serves as a model for Ferris' growth across the State of Michigan.

CAMPUS MEDIA

Ferris offers students a variety of media, including a campus newspaper and local cable system (Channel 7). *The Torch*, which is published weekly, informs students of University news, events, and other related campus issues. FSU-TV Cable 7 serves the campus and community with educational and public service television programming. The *FYI* is an internal newsletter published weekly for faculty and staff with limited student distribution, and the *Crimson & Gold*, published three times yearly, is aimed at keeping alumni and other key audiences informed. Some of the colleges and programs on campus also publish their own alumni publications.

GENERAL INFORMATION

FERRIS LIBRARY FOR INFORMATION, TECHNOLOGY, AND EDUCATION (FLITE)

The Ferris Library for Information, Technology and Education (FLITE) opened on March 12, 2001, as a premier research facility integrating modern technology with traditional information resources. Designed for flexibility and versatility, FLITE continues to adapt to the world's advancing digital age. The Library houses 300 desktop computers, over 1,000 live ports to accommodate expansion/laptop access, and seating for more than 1300 visitors, including 45 individual and group study rooms. Among its customer service oriented attributes, FLITE contains an extended-hours study area, a family study room for visitors accompanied by children, and a food court with vended beverages and snacks. Students using FLITE have access to multimedia equipment designed for experimenting with new technologies including scanners, CD burners, video-editing software, and digital still cameras. An adaptive technology laboratory facilitates the learning and research of students requiring special accommodations.

FLITE serves as a gateway to a variety of information resources available both on-site and remotely in print and digital formats. FLITE houses a collection of approximately 345,000 volumes. As a Federal Depository Library for U.S. documents and a Patent and Trademark Depository Library, FLITE offers users access to vast amounts of government information. Subscription databases, many containing full-text journal articles, and print journal subscriptions give users access to more than 10,000 journals. The Library's online catalog as well as many of the University's digital resources are available through the Library's Web site at <http://www.ferris.edu/library/>. Interlibrary loan and document delivery services are offered to all faculty, staff, and students, including off-campus students, allowing users access to an immeasurable number of additional resources. Faculty, staff, and students can receive help using these resources by calling or emailing the Library, filling out electronic forms on the Web site, or stopping by the Reference Desk in FLITE. Patrons can also receive personal assistance from subject specialist librarians.

FLITE takes full advantage of advanced technologies to expand opportunities for teaching and learning. The Library contains three instructional studios equipped with 20-30 computer stations, instructor station, sound and projection equipment, TV/VCR, and DVD. Additional equipment is available upon request. These studios allow librarians and other faculty to teach students information seeking and critical thinking skills necessary to evaluate the burgeoning mass of available information resources. The information literacy program starts with the basics in Ferris State University Seminar (FSUS) courses and provides instruction in specialized library use and research to classes upon request of instructors. In addition to instructional studios, FLITE also contains 6 seminar rooms of varying sizes to accommodate classes or meetings.

FLITE also houses the Media Production Center and the Center for Teaching, Learning, and Faculty Development. Along with traditional library services, these units represent a broad spectrum of information and instructional resources. The three units work collaboratively to provide teaching faculty with one stop access to information specialists and media development personnel who can assist in locating information for course content and creating instructional materials in a variety of multimedia formats.

GENERAL INFORMATION

Ferris Library for Information, Technology, and Education (FLITE) 2004-2005 Statistics

Services - July 2004 to June 2005

Hours open	97/week
Door count	449,557
Average daily attendance	1,459
Circulation (not including reserves)	31,939
Reserve circulation	6,773
Study room checkouts	20,458
Seminar room bookings	2,504
Library instruction sessions	376
Reference questions	8,563
Interlibrary borrowing	3,799
Interlibrary lending	4,461
New monograph titles purchased	5,560
Titles catalogued	16,053

Access/Holdings - July 2005

Total print volumes (books and bound journals)	346,089
Periodical subscriptions (print and microform)	1,930
Periodical titles available electronically	ca. 12,585
Catalogued electronic books	100
New monograph titles purchased	5,935
Archival holdings (linear feet)	ca. 2,745
Public computer workstations	166

Source: FLITE

GENERAL INFORMATION

KENDALL COLLEGE OF ART AND DESIGN OF FERRIS STATE UNIVERSITY

Kendall College of Art and Design began in 1928 through a generous endowment provided by Helen M. Kendall as a memorial to her husband, David Wolcott Kendall, known as the Dean of American Furniture Designers. Helen Kendall envisioned a school whose graduates would be leaders in the world of art and design, and throughout history, Kendall College of Art and Design has prepared generations of students for careers as professional artists and designers. In addition, Kendall College of Art and Design is an active partner with the community, annually providing more than 2,000 children and adults with the opportunity to pursue courses in art and design through one of the richest and most varied continuing studies programs in the United States.

In 1996, the Board of Trustees of Kendall College of Art and Design voted to merge Kendall with Ferris State University, a process that was completed in December 2000. In combining these two distinctive institutions, the Boards of both Kendall and Ferris have forged a union that offers students the educational opportunities and strengths of each institution.

The mission of Kendall College of Art and Design of Ferris State University is to educate its students to be leaders in the arts by nurturing creative and intellectual excellence; to promote in its students an awareness of social responsibility; to provide dynamic professional environment; to move the institution toward national prominence; and to support institutional integrity through resource development.

As part of Ferris State University, Kendall College of Art and Design is accredited by:

The Higher Learning Commission
Of the North Central Association of Colleges and Schools
30 North LaSalle Street, Suite 2400
Chicago, IL 60602
800.621.7440

Kendall College of Art and Design of FSU is an accredited institutional member of:

The National Association of Schools of Art and Design
11250 Roger Bacon Drive, Suite 21
Reston, VA 22090
703.437.0700

Kendall's Interior Design program is accredited by:

The Foundation for Interior Design Education Research
60 Monroe Center NW
Grand Rapids, MI 49503-2920
616.458.0400

Kendall College of Art and Design of Ferris State University are authorized under the laws of the State of Michigan to grant:

Bachelor of Fine Arts in:

Art with K12 Art Education Certification
Fine Arts-Drawing
Fine Arts-Painting
Fine Arts-Photography
Fine Arts-Printmaking
Fine Arts-Sculpture
Fine Arts-Woodworking/Functional Art
Furniture Design
Illustration
Illustration-Digital Media
Industrial Design
Interior Design
Metals/Jewelry/Design

Painting
Photography
Sculpture/Functional Art
Visual Communications-Digital Media
Visual Communications-Graphic
Design

Bachelor of Science in:

Art History

Master of Fine Arts in:

Drawing
Painting
Photography
Printmaking

GENERAL INFORMATION

HOUSING

Ferris State University residence halls provide environments that are clean, comfortable, safe and conducive to support the academic mission of the University. Living in the residence halls enhances the classroom learning that takes place at the University.

Through exposure to other points of view, experiencing diverse populations and living in a community, residents learn coping skills and experiment with responsible decision-making in a safe environment.

A variety of housing and dining options exist to allow students the opportunity to create the environment in which they feel most comfortable. Services include computer labs and Ethernet connectivity in each residence hall room, a choice of private rooms, substance free living, the first year experience and other themed housing opportunities. Cable television is provided in each room with access to numerous channels including movie channels. Washers and dryers are located on virtually every floor and cooking facilities are available in every hall. Students are provided telephones with individual long distance access codes for personalized billing of long distance charges. Local and campus calling is free. Mail is delivered to each residence hall lobby and express delivery, flowers and packages are delivered to the hall front desk. Board games, large screen televisions and hall-sponsored activities are available in each residence hall lobby. In addition, each residence hall provides a computer lab for residents' use. Labs are networked to a laser printer that is also available via the network from student's rooms as well.

Living in the residence halls is an educational endeavor. Professional and student paraprofessional hall staffs are trained to provide social and educational programming aimed at building cohesive communities on each floor called "houses." While hall staff is in place to assist in maintaining community standards, assist students in their transition to college, provide individual assistance as needed as well as making referrals to appropriate campus resources; residents are reminded that maintaining community standards is a shared responsibility by all. As a member of a community, each resident is expected to adhere to community standards, and take steps to maintain the positive community atmosphere most suited for academic excellence. Students are encouraged to take an active role in the governance of their living environments, including making decisions regarding the use of social activity funds. In addition, student governance in the residence halls helps shape residence hall policy and provides a means by which student opinions can be heard. Leadership experience gained through these opportunities proves invaluable to future employers. Residents are also provided challenges aimed at personal growth and development. Learning to live in a diverse environment provides supplemental education aimed at full preparation for life after college.

The University apartments consist of the west campus townhouses, and the east and south complexes. The west campus complex has 150 two bedroom and 50 three bedroom unfurnished townhouses which are designed to provide a neighborhood atmosphere to students with families. Fully accessible townhouses are also available for students with disabilities in which the entire living area is on the ground floor, including laundry facilities.

The east and south complexes consist of 188 one and two bedroom units. They are designed for single students and have laundry facilities in each building.

All apartments provide computer network connections to access the Internet, library and the University mainframe. Telephone and cable television connections are also provided. A community center in the center of the west campus complex houses a computer lab, meeting rooms and a large multipurpose room where educational, social community and children's programs are held.

GENERAL INFORMATION

POINTS OF INTEREST

Alumni Building (1929) - The oldest building on campus and the only building to survive the fire in 1950. Classrooms and faculty offices for the College of Arts and Sciences are in this building. It also houses the UCEL office and the Corporate & Professional Development Center.

Arts and Sciences Commons (1996) - houses Arts and Sciences faculty and administrative offices, the Card Wildlife Education Center, the Math Science Technology Center, and features "The Visionary," a mural – one of the largest of its type in the world – depicting the history of FSU, and the Writing Center which provides peer tutoring to assist students with writing and study skills. This building connects the Science and Starr Buildings.

Automotive Center (former Technical and Applied Arts Center) (1956) - Comprises the instructional and lecture facilities for Automotive Services, Automotive Body and Auto and Heavy Equipment Management.

Business Building (1970) - Houses the auditorium, classrooms and offices of the College of Business. Extensive terminal and mainframe computer facilities include one of the state's largest "library concept" microcomputer laboratories used for educational purposes.

Bishop Hall/College of Education (1967) – Built as a residence hall, it was remodeled in 1986 to house the College of Education & Human Services administrative offices and classrooms. Tot's Place is also located in Bishop.

Granger Center for Construction & HVACR (1962) – Originally built in 1962, the CTC has undergone an eighteen million dollar new construction and renovation project. The new Granger Center has 75,000 square feet of new construction and houses both the Construction Technology and Management and HVACR programs. One unusual characteristic is that all building infrastructure and equipment installed in the building are exposed to view the building as an active teaching tool for all students in both programs. The Granger Center for Construction and HVACR was dedicated in April 2004.

Creative Arts Center (1965) - This building houses the studios, classrooms, and faculty offices needed for the Studio Arts in the College of Arts and Sciences.

Ewigleben Sports Complex/Ice Arena (1975) - Comprises two indoor ice rinks and a recreational wing with facilities for intercollegiate hockey, recreational hockey and skating, basketball, and volleyball. An addition completed in 1981 includes a combative room, fitness and sports medicine facilities and a mini-arena.

G. Mennon Williams Auditorium (1962) – This facility houses FSU's theater program and also serves as the major multipurpose auditorium for the FSU campus. With seating for 1,799, Williams Auditorium hosts musical, dramatic, cultural, and convocation events throughout the year. It also is available for public rental use when scheduling allows.

Heavy Equipment Center (1987) - A 52,000-square-foot building accommodating students in the heavy equipment and auto programs. The HEC building is the largest facility in the country dedicated to training heavy equipment and heavy duty engine technicians.

Instructional Resource Center (1969) - Contains large lecture halls, distance learning room, television studio, and media services for the whole campus.

GENERAL INFORMATION

McKessy House (1989) – McKessy House, resembling an Old English cottage on Cedar Street, north of Williams Auditorium, was purchased by Ferris State University in 1989 as a result of a generous gift from Gerald McKessy, a 1929 graduate of Ferris' college preparatory program who went on to graduate from the Detroit College of Law in 1933. Mr. McKessy was a Charter Member of the Presidents' Club, a member of the Phoenix Society, a founding father of the Alumni Foundation, a 12-year member of the Board of Directors of the Alumni Association and a recipient of the Distinguished Alumnus Award in 1971 for the generous donation of his time and talents to Ferris State University. Mr. McKessy donated stock, the proceeds of which were used to buy the house, barn and two acres that is now utilized as parking and additional Arts and Sciences classroom space. Mr. McKessy's gift also made it possible to remodel the house which is currently occupied by the Division of Governmental Relations and General Counsel. This division is responsible for governmental and community relations, legal affairs, affirmative action, employee relations, and labor relations.

National Elastomer Center for Rubber and Plastics Technology (1998) - This state-of-the-art facility was opened in September 1998, the only one of its kind in the nation. Elastomers are a combination of rubber and plastic compounds used in a variety of applications in the automotive, defense, appliance and other industries.

Pennock Hall/Michigan College of Optometry (1968) - Built as a residence hall, it was adapted in 1977 to serve as the home for the Michigan College of Optometry at F.S.U.

Pharmacy Building (1972) - Designed to house all on-campus operations of the College of Pharmacy, including specialized laboratories and the model pharmacy, and also contains an antique pharmacy exhibit.

Presidential Art Collection (1996) - Daniel Roache was chosen as the first contributor for a collection featuring commissioned works by Michigan artists honoring Ferris presidents. His aluminum, wall-mounted sculpture representing the seven academic colleges hangs in the Williams Auditorium lobby. A bronze bust of President Byron Brophy by Midland sculptors James S. Hopfensperger and Joan Hopfensperger-Most was dedicated on April 30, 1999. It is on display in the Ferris Library for Information, Technology, and Education (FLITE).

Racquet Facility (acquired in 1980) - The facility contains tennis and racquetball courts and weight lifting and aerobics facilities for intramural and intercollegiate athletics and is open to the general public.

Rankin Center (1957) - Remodeled and updated in 1987, it is the hub of campus, housing the James L. Lundberg Bookstore, recreational facilities, offices for the student newspaper, student government and various other student organizations, catering/booking offices and the Ferris Art Gallery. On the administrative side, there are offices for minority affairs, student judicial services, student activities, career services, personal counseling, the vice president for student affairs and the dean of student life. Additional services include three dining facilities, meeting rooms and a large ballroom/banquet room.

Science Building (1956) - Originally built in 1956, remodeled and expanded in 1967, completely renovated in 1997, this building provides teaching auditoria, classrooms, and science laboratories for the College of Arts and Sciences, as well as the Rawlinson Observatory, John and Rhea Smith Greenhouse, and Ritz Reading Room.

Victor F. Spathelf College of Allied Health Sciences (1979) - This four-level structure contains the specialized classrooms, laboratories and offices for the students, faculty and administration of the College of Allied Health Sciences.

Starr Building (1961) – Completely renovated in 1995, students now enjoy new furnishings, state-of-the-art instructional equipment, multimedia labs, study rooms and lounges. It is FSU's largest general classroom building and houses the administrative offices for University College and the Educational and Career Counseling Center; Williams Auditorium, where dozens of live performances and special events are offered each year; and The Jim Crow Museum, a privately donated collection of American racist memorabilia artifacts.

GENERAL INFORMATION

Student Convocation Center/Wink Arena (1999) – The 42,000 square foot facility, located adjacent to the Ewingleben Ice Arena, seats 2,400, including prime sections of chair-back seating. The building complex features an expanded lobby that adjoins the Ice Arena with a pro shop, concession stands, and a display for the Bulldog Hall of Fame. This new center serves as the home for the FSU men and women's basketball programs, and is also used for commencement exercises, major concerts, and special events.

Student Recreational Center (1998) - The former HPE/Wink Arena building was remodeled and reopened August 30, 1998. The facility gives students, faculty and staff a modern gymnasium, weight room, aerobic room, exercise machines and elevated track. A student lounge, indoor swimming pool, spa, and 40-foot climbing wall was completed in 1999.

Swan Technical Center (1966) - Many College of Technology department offices, classrooms, and laboratories designed specifically for engineering technology instruction are located in this building.

Timme Center for Student Services (CSS) (1967) (Renovated 2002) – As the official “welcome center” for the University, the Timme Center for Student Services (CSS) serves as a one-stop service center in which students can register for classes, obtain financial aid and housing information, request transcripts, pay bills, and inquire about student employment opportunities. Highlights of the beautifully renovated Timme CSS include a glass atrium that extends the full height of the eastern side of the building and a second atrium facing State Street, providing natural sunlight and openness for the building. Formerly the campus library, the new Timme CSS is a place of diversity, art, history and service. The first floor houses the Financial Aid and Business offices; the offices of Admissions and Records, Enrollment Services, and the Academic Senate are on the second floor; and the third floor features a display of Ferris historical memorabilia, as well as, houses the offices of the President, Budgetary Planning and Analysis, Vice President for Academic Affairs, and Institutional Research and Testing. The carefully chosen combination of offices and services provides a wonderful welcome to all constituents in the middle of campus.

Ferris Library for Information, Technology, and Education (FLITE)(2001) - Located in the heart of the recently redesigned main campus, FLITE combines the collections and services of the former Timme and Health Science Libraries and houses the Center for Teaching, Learning, and Faculty Development and the Media Production Center. At 173,000 sq. ft., FLITE is nearly three times the size of the former Timme Library and features a variety of public work and study spaces, total seating capacity of 1,300, shelving for 440,000 items, and more than 300 computer workstations. FLITE is a Patent and Trademark Depository Library for western lower Michigan, one of three such sites in the state. Additionally, FLITE is a depository for U.S. Bureau of the Census and State of Michigan publications.

Tot's Place (instituted 1987) - Located on the first floor of Bishop Hall, Tot's Place is the laboratory for the child development program. Tot's Place provides childcare for children of students and faculty/staff as well as Big Rapids community residents.

GENERAL INFORMATION

Holiday Inn Hotel and Conference Center (1993) - The facility is located adjacent to the Katke Golf Course and overlooks the campus. The complex houses 16,772 square feet of meeting facilities, 118 guest rooms, banquet facilities and a restaurant. The conference facilities are used for continuing education activities, conferences and workshops.

Katke Golf Course (est. 1974) - Katke is a full service 18-hole championship golf course that measures 6,729 yards (slope rating 130) from the back tees, 6,174 (slope rating 124) from the middle tees and 5,355 (slope rating 124) from the forward tees. The state-of-the-art practice facility includes 100,000 square feet of grass teeing space, six target greens, a large short game area that includes a chipping area and bunker for greenside or fairway bunker shots and 2 practice greens with over 15,000 square feet of space. The practice facility is encompassed by a 3-hole practice course that includes two par 4's measuring 325 yards each and a 150 yard par 3. Our full service clubhouse sits atop the highest point in Mecosta County with excellent views back to campus. The clubhouse facilities include the Founders Grille Restaurant which features burgers, sandwiches and a wide selection of appetizers, a 1,000 square foot multi-purpose room that holds up to 75 people for meetings or small parties; men's and women's locker rooms and a golf shop stocked complete with all of your golfing needs. A staff of PGA Golf Professionals is available to provide tournament services, golf clinics, private video lessons and club fittings by appointment. The golf course is conveniently located adjacent to the Holiday Inn Hotel and Conference Center on the far west point of campus.

Michigan Art Walk (1996) - The Michigan Art Walk is an ongoing project whereby original pieces of art work created by Michigan artists are installed through-out campus and linked by a meandering pathway, ultimately reaching into the Big Rapids community. The inaugural sculpture of the Michigan Art Walk, by Ann Arbor-based artist Barron Naegel, was installed in the fall of 1996. Also installed in the fall of 1996 were a wall sculpture by Daniel Roache, under the auspices of the Presidential Art Collection, and the main panel of Robert Barnum's "The Visionary," which depicts the history of Ferris State University. The unveiling of "Escape," an outdoor sculpture by R. Farrington Sharp, on October 17, 1997 continued the project, along with the side panels of "The Visionary" which were unveiled on February 20, 1998, completing Barnum's triptych. "Totem Stack," a sculpture by Ferndale artist Albert Young, was unveiled on May 7, 1998. "Muse" by Irina A. Koukhanova, was dedicated on November 19, 1998, and sculptor Fritz Olsen's "Ripples" was unveiled November 19, 1999. Lois Teicher's functional piece, "Bench With Three Deep Seats," was dedicated on June 14, 2000. "Ferris Arch," a limestone sculpture by Kenneth Thompson, was dedicated October 10, 2001. Mark Chatterley's "Journey to the Body Collective" a flying wall sculpture located in the reading room at FLITE, was dedicated on October 29, 2002. Robert Barnum's "Of Thought and Reason," a 130-foot-long, 10-foot-tall painting on canvas located in FLITE's Extended Study Area was unveiled on August 28, 2003. Ray Katz' "Celebration," a large-scale metal sculpture, was unveiled September 3, 2004. The Art Walk pieces can be viewed on the Ferris website along with information about the artists.

Music Center (1962) – The Music Center is located at the heart of the campus at the foot of the Carillon Clock Tower on the south end of the quad "green space" and just north of Top Taggart Field (football stadium). This facility offers rehearsal and practice space for all varieties of ensembles. The band room can accommodate groups of up to 100 musicians and the Choral Room provides room for 60 musicians. Private practice rooms are available and are ideal for individual practice or small groups of 2-3 persons. Each practice room contains an acoustic piano. The Humanities Department maintains these instruments (regular tuning, etc.) as a service to currently enrolled students. The piano lab has 12 stations (full size keyboards) which are used for group instruction and practice for those enrolled in music classes. The music faculty and ensemble director's offices are also in the Music Center.

GENERAL INFORMATION

GIFTS TO THE UNIVERSITY

Private giving to the University in fiscal year 2005 totaled \$5,199,904 including cash contributions of \$3,400,108 and in-kind gifts of \$1,799,796.

Contributions may be made in many ways:

- Gifts from alumni and parents
- Gifts from business and industry, including cash, equipment, and materials
- Gifts and grants from foundations
- Matching gifts (companies or corporate foundations match their employees' gifts to Ferris from a one-to-one to a four-to-one ratio)
- Gifts in memory or honor of individuals
- Gifts through naming Ferris State University as a beneficiary in estate plans

Donor societies recognize extraordinary generosity:

- **Woodbridge N. Ferris Society:** \$1,000,000 cash or in-kind gifts or \$1,500,000 irrevocable deferred gift
- **Helen Gillespie Ferris Society:** \$750,000 cash or in-kind gifts or \$1,125,000 irrevocable deferred gift
- **Legacy Society:** \$500,000 cash or in-kind gifts or \$750,000 irrevocable deferred gift
- **Crimson and Gold Society:** \$250,000 cash or in-kind gifts or \$375,000 irrevocable deferred gift
- **Phoenix Society:** \$100,000 in cash or in-kind gifts or \$150,000 in irrevocable deferred gift
- **Old Main Society:** \$50,000 cash or \$75,000 in irrevocable deferred gift
- **Founder's Club:** \$25,000 in cash or pledge to be paid over 10 years, or \$75,000 irrevocable deferred gift
- **Presidents Club:** \$10,000 in cash or in-kind gifts payable over a 10 years, or a \$35,000 irrevocable deferred gift (individuals only)
- **Dean's Club:** Annual gift of \$500-\$999 with funding designated to a specific college or program

Athletic booster clubs help students-athletes:

- **Bulldog Club:** Gifts designated to support athletic programs. Top Dog (\$1,000), Coach (\$500), Captain (\$250), Booster (\$100), Friend (\$50)
- **Blueline Club:** Gifts designated to support the varsity hockey program. Hobe Baker (\$1,000), All American (\$500), All Conference (\$300), Captain (\$100), Member (\$40), Student (\$10)
- **Cage Club:** Gifts designated to support the women's basketball program. Championship Package (\$1,000), Bulldog Fanatic Package (\$500-\$999), Captains Package (\$200-\$499), Crimson and Gold Package (\$75-\$199), and Three Point Package (\$50-\$74)
- **Diamond Dawg Club:** Gifts designated to support the softball program. Champion (\$1,000), Coach (\$500-\$999), Captain (\$250-\$499), Gold (\$100-\$249) and Crimson (\$25-\$99)
- **Gridiron Club:** Gifts designated to support the football program. Champion (\$1,000), Gold (\$500-\$999) and Crimson (\$150-\$499)
- **Rebounders Club:** Gifts designated to support the men's basketball program. Individual (\$25) and Corporate (\$250)

GENERAL INFORMATION

FERRIS STATE UNIVERSITY CALENDAR

Fall Semester, 2005

Aug. 24-26	Registration
Aug. 29	Classes begin
Sept.5	Labor Day - no classes
Sept.6	Classes resume
Oct. 24	Mid-term grades due
Nov. 3	Last day for approved unqualified W grade
Nov. 24	Thanksgiving recess begins
Nov. 28	Classes resume
Dec. 9	Last day of classes
Dec. 12	Examination week begins
Dec. 16	Last day of examination week
Dec. 17	Fall Commencement

Winter Semester, 2006

Jan. 4-6	Registration
Jan. 9	Classes begin
Jan. 16	Martin Luther King Day - no classes
Mar. 4	Spring recess begins
Mar.13	Classes resume
Apr. 13	Easter recess begins
Apr. 17	Classes resume
April 28	Last day of classes
May 1	Examination week begins
May 5	Last day of examination week
May 5,6	Spring Commencement

Summer Semester, 2006

May 15	Registration
May 16	Classes begin
May 29	Memorial Day - no classes
May 30	Classes resume
July 3,4	Independence Day recess - no classes
Aug. 10	Last day of summer semester classes

Fall Semester, 2006

Aug. 23-25	Registration
Aug. 28	Classes begin
Sept.4	Labor Day - no classes
Sept.5	Classes resume
Oct. 22	Mid-term grades due
Nov. 2	Last day for approved unqualified W grade
Nov. 23	Thanksgiving recess begins
Nov. 27	Classes resume
Dec. 8	Last day of classes
Dec. 11	Examination week begins
Dec. 15	Last day of examination week
Dec. 16	Fall Commencement

GENERAL INFORMATION

TELEPHONE NUMBERS (frequently used)

The telephone number for the Ferris State switchboard is (231) 591-2000; the telephone operator can assist you. Most colleges, departments and offices also have their own numbers. The toll free number is 800-433-7747. Some frequently called numbers are listed below:

Academic Deans Offices

College of Allied Health Sciences	591-2270
College of Arts and Sciences	591-3661
College of Business	591-2420
College of Education & Human Services	591-3646
Michigan College of Optometry at F.S.U.	591-3700
College of Pharmacy	591-3780
College of Technology	591-2890
University College	591-2428

Student Services

Admissions & Records	591-2100
Institutional Research & Testing	591-3628
Business Office	591-2125
Student Employment & Career Services	591-2685
Orientation.....	591-2100
Residential Life (Housing)	591-3745
Birkam Health Center.....	591-2614

General

Alumni Relations	591-2345
Athletic Department.....	591-2860
Library	591-3602
University Center for Extended Learning	591-2340
Public Safety	591-5000
Rankin Student Center.....	591-5916
Student Activities.....	591-5936
University Advancement & Marketing	591-3815

FSU-GR

616 - 451- 4777

Kendall College of Art & Design

616 - 451- 2787

Registrar.....	EXT 1141
Admissions.....	EXT 1107
Library	EXT 1122
Student Business Services	EXT 1113
Financial Aid.....	EXT 1112
College Counselor.....	EXT 1136

EDUCATIONAL GRANTS AND SCHOLARSHIPS

FEDERAL

The Federal Pell Grant
The Supplemental Educational Opportunity Grant

STATE

The Michigan Educational Opportunity Grant Program
The Michigan Adult Part-Time Grant Program

INSTITUTIONAL

Founder's Scholarship
President's Scholarship
Dean's Scholarship
Valedictorian/Salutatorian Award
Residential Life Scholarship

2005 FIRST TIME FRESHMAN SCHOLARSHIPS			
<u>Scholarship</u>	<u># Awarded</u>	<u>Total Amount</u>	<u>Total Each</u>
Founder's	19	\$104,500	\$5,500
President's	48	\$216,000	\$4,500
Dean's	293	\$879,000	\$3,000
Residential Life	463	\$926,000	\$2,000

GRANTS AND SCHOLARSHIPS

1968 Football Scholarship
Abbott Laboratories Scholarship
Ability Scholarship
ACCA Past Presidents Council Scholarship
AITP Scholarship
Alumni Association Legacy
American Assoc. of HTG, REF and A/C Eng. Scholarship
American Foundation for Vision Awareness Scholarship
American Hotel Foundation Scholarship
American Professional Estimators Scholarship
American Society for Quality Control Scholarship
American Welding Society-District Eleven Scholarship
American Welding Society-Miami Scholarship
American Welding Society-Saginaw Scholarship
American Welding Society-West MI Scholarship
American Welding Society-National Named Scholarship
Amerikam Scholarship
Amy Ament Award
AOA Advantage Scholarship
Applied Math/Act. Science Scholarship
ASHP Student Leadership Award
Blanche Arnold Scholarship
Athletic Grants (Individual Sports)
Automotive Aftermarket Industry Association Scholarship
Barnes & Noble Scholarship
BCI New OD Scholarship
Helen Bennett Memorial Award
Dr. Jack Bennett Memorial Scholarship
The P. Berry Intensive English Scholarship
Big Rapids Garden Club Scholarship
Bishop Surveying Scholarship
George Marcus Bowlby for Non-Trad. Students
Dick Brammer Scholarship
Robert Brand Memorial Scholarship
Robert J. Brauer Memorial Accountancy Award
Frederick Broemer Award
Brian & Grace Brown Scholarship
Curtis Brown Scholarship
Brudy Memorial Pharmacy Scholarship
Robert Buchdahl Memorial Award

Robert Burtch Geodetic Surveying Scholarship
Wanda Butler Memorial Award
Cascade Engineering Annual Scholarship
Cadillac Area Human Assoc. Scholarship
Call Family Scholarship
Canteen Services Inc.
Capital Regional Community Foundation Scholarship
CCNA Certification Scholarship
Coca-Cola/Crystal Mountain Scholarship
Community Based Scholarship
D. Scannell Scholarship
Dr. Adnan Dakkuri Pharmacy Scholarship
Roger & Debra Card Wildlife Scholarship
Rex Dew Memorial Textbook Foundation
John Celestino Endowed Scholarship
Brian Chapman Memorial Prof. Golf Mgmt. Scholarship
Chicago Rawhide Scholarship
Chrysler Apprenticeship Scholarship
The Elizabeth Claucherty Endowed Scholarship
CLS - Clnical Lab Sciences Scholarship
CM Industry Golf Outing Scholarship
CVS Pharmacy Award
Gilbert Cobb Scholarship
College of Business Leadership Scholarship
College of Education Alumni Scholarship
Commissionar Bailey Leadership Scholarship
Creswell, Mary Scholarship
Cummings Scholarship
Cummins Inc. Scholarship
Daudi Book Scholarship
Davenport, O. Foundation
DECA Scholarship
Stan Dean Memorial Endowed Scholarship
John Deere Foundation Scholarship
William E. Dengler Memorial Pharmacy Scholarship
Dental Health Professionals Dental Hyg Scholarship
Detroit Public Scholarship
Distinguished Zerocrats Scholarship
Dow Industrial Chemical Scholarship
Doctor of Pharmacy Scholarship
Dr. Ian Mathison Endowed Scholarship

Source: Financial Aid Office

GENERAL INFORMATION

GRANTS AND SCHOLARSHIPS CONT.

J. R. Draugalis Endowment
Gregory Dreuth Memorial Scholarship
Dupont-Dow Elastomers Scholarship
Dykstra Food Service Scholarship
E-Commerce Marketing Scholarship
Jacob & Sarah Eisler Scholarship
Enterprise Book Scholarship
Entertainment Unlimited Scholarship
Esther Ewigleben Memorial Scholarship
Ewigleben Scholarship
Excellance Alliance Scholarship
The Dean and Mrs. Ben Fairman Scholarship Fund
The Federated Garden Clubs of Michigan Scholarship
Mary C. Feint Surveying Scholarship
FSU Alumni & Friends Scholarship
FSU Dining Service Scholarship
Ferris State University Scholarship
Fenn & Associates Surveying Scholarship
Jim Ferrell Memorial Endowed Scholarship
Finishmaster Automotive/Heavy Equipment Scholarship
Football Scholarship
Jerry and Mary Ford Scholarship
Ford Motor Company Scholarship
Fortune/Morlock Memorial Scholarship
Foundation for Excellance Scholarship
Freudenberg NOK Scholarship
Friar, Frances Memorial Scholarship
The Ernie Fuller Scholarship
Gary Trimarco Automotive Scholarship
W.S. Garrison Living Scholarship
Gerace Construction Co. Inc. Scholarship
Grigg Graphic Services Inc. Scholarship
Association of Golf Exhibitors Scholarship
Governors Career Scholarship
G.R. Printing Craftsmen Scholarship
Susan Greene Memorial Scholarship
David R. Greer Surveying Engineering Scholarship
HS Die Engineering, Inc.
Douglas Hagemann Scholarship
Hammer's 4-C's Award
Ed Harris Memorial Scholarship
Harper Wildern Pharmacy Scholarship
Mary Ann Hashimi Endowment
Head Golf Scholarship
Heat, Vent, AC,Engineering Scholarship
Willis J. Heyl Award in Pharmacognosy
Hoexum Scholarship
Orville C. Hoffman, Jr. Endowed Scholarship
George N. Holcomb Memorial Scholarship Fund
Home Builders of Mecosta County
Morris Hood Scholarship
Hospitality GALA-DECA Scholarship
Hospitality Management Scholarship
HURCO Engineering Scholarship
Hurst Mechanical, Inc./Refrigeration Engineering, Inc.
Independent Inc. Scholarship
International Student Emergency Scholarship
James Bolthouse Memorial Scholarship
Jenny Jacobs Softball Scholarship
Japenese Parent's Textbook Scholarship
Charles Jehnzen Scholarship
Joe Jemsek Scholarship
Norris & Irene Johnson Scholarship
John Newell Scholarship
Jordan, R & A Scholarship
Jerry Jourdain Endowed Mem. Scholarship
Junior Achievement Scholarship
J.M. Juran Scholarship
K-Mart Pharmacy Scholarship
Karlis K. Kazerovskis Scholarship
Korean Students Scholarship
Victoria Kamm Scholarship
Gordon Kamstra Memorial Scholarship
Dee Kap Memorial Scholarship
Kearn's Educational Award
KEBS Incorporated Scholarship
Kelso-Battle Scholarship
Kiwanis, Charlotte Scholarship
Charles J. Kodis Advanced Indust'l Automation
Macomber/Atwell Hicks, Inc. Scholarship
The Maude Korstange Scholarship
Labroff Scholarship
Harry Larson Memorial Scholarship
Marty Lass Golf Scholarship
Jack and Karen LeBarre Scholarship
Lewis & Lewis Professional Surveying
Long Scholarship
The Ruby MacNeill Endowed Memorial
Donald and E. Lyle Magee Scholarship
Dr. Vijay Mahida Surveying Scholarship
Marco Family Foundation Grant
Marriot Golf Scholarship
MCO Alumni Endowed Scholarship
George & Kathryn Menoutes Scholarship
Mich. Printing Week Assoc. Scholarship
Minnie Mould Marsh Endowed Scholarship
Stephen Edward Martin Memorial Award
McKesson Med Mgmt. Dean's Scholarship
The Julia B. McCormick Scholarship Fund
Mary McCorriston Child Development
Brian McDonald Scholarship
McCree Supplemental Scholarship
McNaughton/McKay Scholarship
Mechanical Service Contractors of America
Mecosta County Veterans Scholarship
Medicine Shoppe Scholarship
Meijer Inc. Accountancy Scholarship
Meijer Inc. Pre-Senior Scholarship Award
Melling Memorial Scholarship
MFGE Scholarship

Source: Financial Aid Office

GENERAL INFORMATION

GRANTS AND SCHOLARSHIPS CONT.

Michigan Adjusters Assoc. Scholarship
Michigan Air Conditioning Scholarship
Michigan Assoc. Pipe Trades Scholarship
Michigan Dairy/Kroger Scholarship
Michigan Mechanical Contractor Association Scholarship
Michigan Nursing Scholarship
Michigan Pharmacy Foundation Scholarship
Michigan Printing Week Assoc. Scholarship
Mid Michigan Engineering & Survey Co., Inc. Scholarship
Mid Michigan MSCA Scholarship
Mid Michigan Pharmacists Assoc. Scholarship
MI Pharmacists A D PRFFLSM Award
Moffett, R. FFA Scholarship
WM Merle Morris Endowed Scholarship
Moore & Bruggink Incorporated Scholarship
NA Heat-Air Conditioners Scholarship
NACDS Dean's Scholarship
National Guard Scholarship
J. N. Nelson Family Scholarship
Joan Nelson Scholarship
Jack M. Newcomb
New Horizon Scholarship
Northern Michigan Road Commission Scholarship
Oakland Area Scholarship
O'Brien, Quy Scholarship
Outer Drive Hospital Auxiliary Scholarship
Pfizer Scholarship
PGM Alumni Scholarship
PGA Diversity Scholarship
PGM Scholarship
P & S Local 190 Scholarship
PTM Scholarship
Warren C. & Beverly A. Parker Scholarship Endowment
Peticolas Mfg. Tool Scholarship
Pharmacists Mutual Scholarship Award
Pharmacy Alumni Scholarship
Pharmacy Dean's Scholarship
Pochahontas Foods USA Scholarship
Popovich Academic Scholarship
President's Invitational Scholarship
The David P. Prior Scholarship
The Allen Puterbaugh Scholarship
RC/FSU Dist. Alumni Scholarship
Mylo Ragan Endowed Scholarship
Dr. Henry R. Racki OPT Scholarship
Rautiola PTM Scholarship
Raymond Kenyon Scholarship
Ed Redwood Scholarship
Refrigeration Engineering Inc. Scholarship
Geff Reinke Endowed Scholarship
Thomas Reuther Scholarship
Rhein Chemie Scholarship
Rite-Aid Junior Scholarship Award
Rick Carlton PTM Business Scholarship
Rick Rodenhouse Memorial Scholarship
Richard L. Rought Surveying Scholarship
Robert Brand Memorial Scholarship
Rowe Incorporated Scholarship
Rubber Tech Incentive Grant
Rubber Mfg. Assoc. Scholarship
Rumsey Memorial Scholarship
Russell G. Merithew Scholarship
SOC Manufacturing Eng-CH 111
Safe Scholarship
Joseph D. Sasaki Scholarship Fund
Bill & Lynne Scheible Scholarship
H. & B. Schwarzbach Scholarship
John M. Sebold Memorial Scholarship
Jim Shane Scholarship
Mike Shira Health Systems Management
Shopko Pharmacy Scholarship Award
Sloan Trans. Prod. Heavy Equip. Scholarship
John R. Smith Mem Endowed Leadership
S/T Richard Larbroff Endowment Scholarship
Smith/Taylor/Malloy Scholarship
Thomas Sobota Memorial Scholarship
Society of Manufacturing Eng. Scholarship
Walter J. Stevenson Scholarship Fund
Study Abroad Scholarship
Student Senator Scholarship
George Storm Memorial Tech'l Teacher Ed
Harry S. Swartz Pharmacy Administration Award
Anne Szabunia Memorial Scholarship
TAC Automotive Group Scholarship
Target Scholarship
Fred E. Taylor Endowed Scholarship
Thapa K. Surveying Scholarship
Three Rivers Construction Scholarship
Sherman Throop Memorial Scholarship
Tingley & Associates Scholarship

Source: Financial Aid Office

GENERAL INFORMATION

GRANTS AND SCHOLARSHIPS CONT.

Toyota Higher Ed Program
C. Alan Tressler Memorial Scholarship Fund
Daniel Tyler Scholarship
Upper Division Academic Scholarship
Upper Peninsula MPA Scholarship
Urban Land Consultants Scholarship
Vanderlaan Leadership Award
Dr. Robert VanHoven Memorial Award
The Helen Ferris Vartan Scholarship Fund
Vision Service Plan Academic Scholarship
Walgreen Scholarship
Wal-Mart Pharmacy Scholarship
Gary Waters Basketball Scholarship
The Dr. Andrea L. Warfield Memorial Endowed Scholarship
Weeks-Lakin Optometry Scholarship
Dieter H. Weiss Award
West Michigan Credit Union Scholarship
West MI Mech. Contractors Scholarship
West Michigan Rubber Group Scholarship
Dean A. Whitehead Memorial Scholarship
Scott Whitener Memorial Scholarship
Wildern Family Scholarship
Woolpert LLP Scholarship
VanDuinen Memorial Scholarship
Zakov Family Endowed Scholarship

Source: Financial Aid Office

INSTITUTIONAL LOANS

Roger Allen Student Assistance Fund
Allied Health Loan
Alumni Loan
Roy Alvarado Memorial Loan Fund
Walter Armbruster Memorial Loan Fund
Asian Student Loan
Bernice Behrens Student Assistance Fund
George Berden Loan
Glenn C. Bond Memorial Loan Fund
Steve Bordano Memorial Loan Fund
Alden W. Brown Student Loan Fund
Fern & William Brown Loan Fund
A.G. Buchman Student Loan Fund
Robert and Gertrude Burns Memorial Loan Fund
Bush Memorial Loan Fund
College of Business Memorial Loan Fund
College of Business Student Emergency Loan Fund
Addie & Earl Campbell Memorial Loan Fund
Carlisle Memorial Fund
Carr/South Emergency Loan
Claus, Graduate Loan Fund
Lynn H. Cook Memorial Loan Fund
Lee W. Cookson Memorial Loan Fund
Frank Clark Loan
Cronk Loan
Perry Converse Loan
Cummings Loan
Matilda Ann Dell Pharmacy Student Loan Fund
Lowell DeMoss Memorial Student Loan Fund
David M. Denbrock Memorial Loan Fund
Dingman, William E. Loan
Discretionary Loan Fund
Richard Faber Loan
Carlton G. Ferris Student Loan Fund
M. Lewis Fishman Memorial Loan Fund
Walter H. Gillette Memorial Loan Fund
Graphic Art Loan Fund
Clyde C. Heinonen Memorial Loan Fund
Kurt Hellthaler Loan Fund
Fern R. Holden Student Loan Fund
Regina L. Stevenson Holt Memorial Loan Fund
Ansel C. Hook Memorial
Nancy Ingall Memorial Loan Fund
Jordan, R & A Loan
Kappa Alpha Psi Loan
Karlis K. Kazerovski Endowment Loan
Kuhlman/Greene Loan
Richard S. Labroff Loan
Will Lane Pharmacy Student Assistance Fund
Lithocrafters and Bookcrafters Loan Fund
Louis Legg Loan
Henry Lowsma Memorial Loan Fund

Geraldine Travis MacGregor Memorial Loan Fund
Herbert H. Martz Student Assistance fund for Pharmacy Students
Gerrit Masselink Memorial Loan Fund
Earl H. McCormick Memorial Loan Fund
Michigan Association of Educational Secretaries Memorial Loan Fund
MI Construction Equipment Dealer Loan
Michigan Pest Control Loan
MI State Federation of Women's Clubs Student Loan
William C. Moore Memorial Loan Fund
Richard J. and Marion Morley Memorial Loan Fund
James Morton Memorial Loan Fund
Northern Michigan Road Comm Assoc Loan Fund
Charles S. Neithercut Student Loan Fund
College of Optometry Student Emergency Loan Fund
Arthur E. Ormsbee Memorial Loan Fund
Jay Oviatt Pharmacy Student Loan Fund
Helena E. Paris Loan Fund
Perry Drug Stores, Inc. Loan Fund
College of Pharmacy Student Emergency Loan Fund
Dr. Ralph Pino Memorial Loan Fund
Albert Pisa Loan
Francis R. Piper Loan Fund
Orval Plank Memorial Loan Fund
Leon Probst Memorial Loan Fund
Dean Donald Rankin Loan Fund
Redman Agency Inc. Student Loan Fund
Dr. P & L Scholler Fund
V.R. Sines Memorial Fund
Max E. Smith Memorial Loan Fund
Ronald M. Solomon Memorial Loan Fund
Spathelf Loan
Special Loan Fund
Kenneth Spoerk Memorial Loan Fund
Carl Starkey Loan
Raymond W. Starr Student Loan Fund
Fred W. Swan Memorial Student Assistance Fund
Augusta Taisey memorial Loan Fund
Abigail Timme Endowed Student Loan Fund
Townsend and Buttum, Inc. Student Loan Fund
Rueben E. & Gertrude A. Trippensee Memorial Loan
Alma Lidell Tufveson Memorial Loan Fund
UMOI-United Migrants Loan
Veddar Loan
Roy Clark Vandercook Memorial Loan Fund
William C. Wolfinger Memorial Loan Fund
Wolverine Club Student Loan Fund
R.M. Wylie Student Loan Fund

Source: Investments/Grants Office/Financial Aid Office

Students / Enrollment

STUDENTS/ENROLLMENT

FALL 2005 ENROLLMENT BY STATE & BY COUNTRY

NON-RESIDENT STUDENTS BY STATE

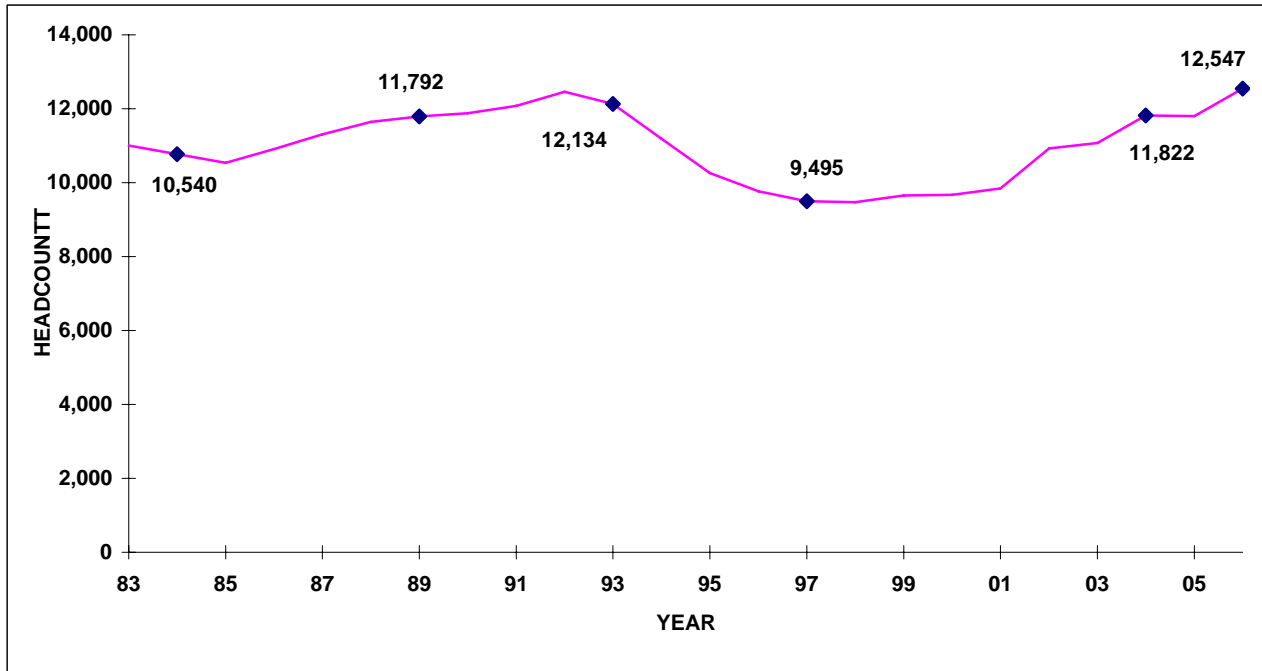
Alabama	2	Indiana	69	North Carolina	7	South Carolina	6
Arkansas	1	Kansas	3	North Dakota	4	South Dakota	4
Arizona	4	Kentucky	1	Nebraska	1	Tennessee	6
California	15	Louisiana	1	New Hampshire	4	Texas	7
Colorado	4	Massachusetts	4	New Jersey	4	Utah	3
Connecticut	1	Maine	2	Nevada	3	Virginia	8
Delaware	1	Maryland	6	New York	17	Vermont	1
Florida	6	Minnesota	30	Ohio	59	Washington	3
Georgia	2	Missouri	5	Oklahoma	4	Wisconsin	63
Iowa	14	Mississippi	3	Oregon	5	Unknown	23
Idaho	4	Montana	2	Pennsylvania	9		
Illinois	186	New Mexico	1	Rhode Island	1		
						TOTAL	609
						TOTAL STATES	45

FOREIGN STUDENTS BY COUNTRY

<u>Africa</u>	<u>23</u>	<u>Asia</u>	<u>82</u>	<u>Europe</u>	<u>20</u>	<u>N. America</u>	<u>62</u>
Botswana	4	Malaysia	1	France	3	Canada	62
Kenya	2	Nepal	1	Netherlands	2		
Nigeria	5	Thailand	5	Russia	1	South and	
Zambia	7	Turkey	2	Austria	2	Central America	<u>9</u>
Cameroon	1	Taiwan	4	Germany	4	Brazil	2
Egypt	1	Republic of China	2	United Kingdom	4	Bolivia	1
Morocco	1	Republic of Korea	13	Finland	2	Ecuador	1
Zimbabwe	1	Vietnam	5	Lithuania	1	Mexico	4
Congo	1	Hong Kong	5	Switzerland	1	Venezuela	1
		Indonesia	2				
		India	23	<u>Middle East</u>	<u>19</u>	<u>Carribbean</u>	<u>1</u>
		Japan	17	Afghanistan	1	Dominican Republic	1
		Uzbekistan	2	Kuwait	6		
				Lebanon	2		
				Saudi Arabia	9		
				Iraq	1		
						TOTAL	216
						TOTAL COUNTRIES	42

Source: Office of Institutional Research & Testing

TOTAL HEADCOUNT ENROLLMENT



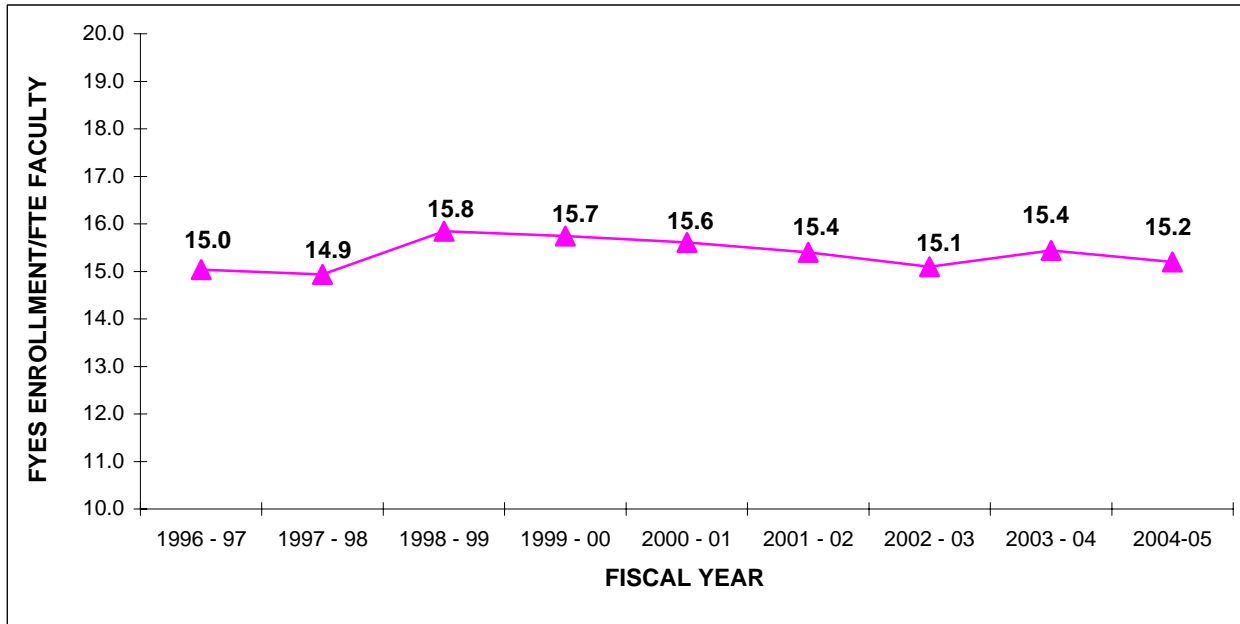
FALL ENROLLMENT 1976 - 2005

1976	9,934	1991	12,461
1977	9,965	1992	12,134
1978	10,208	1993	11,188
1979	10,596	1994	10,258
1980	11,112	1995	9,767
1981	11,261	1996	9,495
1982	11,008	1997	9,468
1983	10,767	1998	9,651
1984	10,540	1999	9,668
1985	10,909	2000	9,847
1986	11,310	2001	10,930
1987	11,643	2002	11,074
1988	11,792	2003	11,822
1989	11,878	2004	11,803
1990	12,076	2005	12,547

Source: Office of Institutional Research and Testing

STUDENTS/ENROLLMENT

FULL YEAR EQUATED STUDENT (FYES) ENROLLMENT PER FULL TIME EQUATED (FTE) FACULTY 1995-96 to 2004-05



STUDENT - FACULTY RATIO

	<u>FYES</u>	<u>FTE</u>
1996 - 97	8,229	547.29
1997 - 98	8,164	546.70
1998 - 99	8,510	537.07
1999 - 00	8,527	541.55
2000 - 01	8,977	575.11
2001 - 02	9,568	622.23
2002 - 03	9,841	653.82
2003 - 04	10,340	669.70
2004 - 05	10,549	692.37

Source: State of Michigan HEIDI Database, Budget Office

STUDENTS/ENROLLMENT

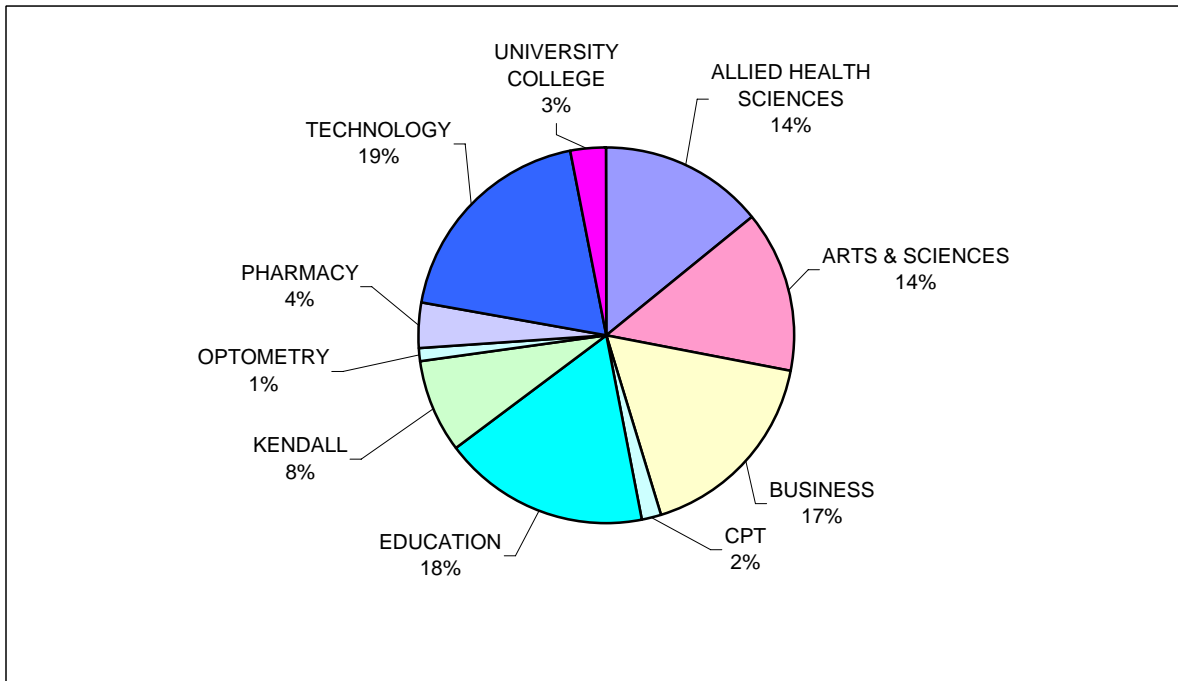
5-YEAR ENROLLMENT BY COLLEGE FALL SEMESTER

<u>COLLEGE</u>	<u>2001-02</u>	<u>2002-03</u>	<u>2003-04</u>	<u>2004-05</u>	<u>2005-06</u>
ALLIED HEALTH SCIENCES	1,155	1,245	1,505	1,522	1,767
ARTS & SCIENCES	1,333	1,423	1,541	1,592	1,743
BUSINESS	2,559	2,350	2,209	2,151	2,173
COLLEGE OF PROF & TECH STUDIES	0	3	37	108	210
EDUCATION & HUMAN SERVICES	1,847	2,068	2,213	2,179	2,218
KENDALL COLLEGE OF ART & DESIGN	764	855	924	931	1,036
MICHIGAN COLLEGE OF OPTOMETRY	133	127	131	131	131
PHARMACY	410	368	444	456	489
TECHNOLOGY	2,311	2,261	2,382	2,317	2,395
UNIVERSITY COLLEGE	418	374	436	416	385
TOTAL	10,930	11,074	11,822	11,803	12,547

Source: Office of Institutional Research and Testing

STUDENTS/ENROLLMENT

PERCENT OF STUDENTS BY COLLEGE FALL SEMESTER 2005



STUDENT ENROLLMENT BY COLLEGE

ALLIED HEALTH SCIENCES	1,767
ARTS & SCIENCES	1,743
BUSINESS	2,173
COLLEGE OF PROF & TECH STUDIES	210
EDUCATION & HUMAN SERVICES	2,218
KENDALL COLLEGE OF ART & DESIGN	1,036
MICHIGAN COLLEGE OF OPTOMETRY	131
PHARMACY	489
TECHNOLOGY	2,395
UNIVERSITY COLLEGE	385
TOTAL	12,547

Source: Office of Institutional Research and Testing

STUDENTS/ENROLLMENT

ENROLLMENT SUMMARY FALL 2005

	<u>FULL-TIME</u>		<u>PART-TIME</u>		<u>TOTAL</u>
UNDERGRADUATE STUDENTS	8,868	78%	2,569	22%	11,437
GRADUATE STUDENTS	117	24%	373	76%	490
FIRST PROFESSIONAL STUDENTS	617	99.5%	3	0.5%	620
ALL STUDENTS	9,602	77%	2,945	23%	12,547

	<u>MEN</u>		<u>WOMEN</u>		<u>TOTAL</u>
TOTAL FULL-TIME	5,162	54%	4,440	46%	9,602
TOTAL PART-TIME	1,334	45%	1,611	55%	2,945
TOTALS	6,496	52%	6,051	48%	12,547

	<u>FALL 2003</u>	<u>FALL 2004</u>	<u>FALL 2005</u>
FTIAC'S ** (First Time In Any College)	2,366	2,071	2,417
READMITS	338	336	318
TRANSFERS	1,330	1,301	1,382
CONTINUING	7,788	8,095	8,430
TOTAL	11,822	11,803	12,547

** Includes all students, F-T, P-T, degree seeking and non-degree seeking.

<u>FRESHMAN</u>	<u>FALL 2003</u>	<u>FALL 2004</u>	<u>FALL 2005</u>
APPLIED	12,184	11,166	12,877
ACCEPTED	8,951	5,516	6,021
ENROLLED	2,366	2,071	2,417
RATIO of ACCEPTED to ENROLLED	0.26	0.38	0.40

	<u>FALL 2003</u>	<u>FALL 2004</u>	<u>FALL 2005</u>
TOTAL	11,822	11,803	12,547
OFF CAMPUS	1,542	1,592	1,881
ON CAMPUS	10,280	10,211	10,666
KENDALL	924	931	1,036
BIG RAPIDS	9,356	9,280	9,630
IN RESIDENCE HALLS	3,837	3,631	3,743
IN APARTMENTS	386	412	422
COMMUTERS	5,133	5,237	5,465

Source: Office of Institutional Research and Testing

STUDENTS/ENROLLMENT

COMPARATIVE ENROLLMENT REPORT BY COLLEGE

<u>COLLEGE</u>	<u>2005 MEN</u>	<u>2005 WOMEN</u>	<u>2004 TOTAL</u>	<u>2005 TOTAL</u>
ALLIED HEALTH SCIENCES	286	1,481	1,522	1,767
Associate Degree	185	994	1,057	1,179
Bachelor Degree	93	441	401	534
Certificate	4	31	40	35
Master's Degree	1	13	10	14
Undeclared Major	3	2	14	5
ARTS & SCIENCES	634	1,109	1,592	1,743
Associate Degree	314	431	719	745
Bachelor Degree	276	585	765	861
Undeclared Major	44	93	108	137
BUSINESS	1,286	887	2,151	2,173
Associate Degree	124	141	256	265
Bachelor Degree	1,091	690	1,719	1,781
Certificate	3	1	0	4
Masters Degree	50	39	115	89
Undeclared Major	18	16	61	34
COLLEGE OF PROF & TECH STUDIES	182	28	108	210
Bachelor Degree	179	27	105	206
Undeclared Major	3	1	3	4
EDUCATION & HUMAN SERVICES	1,046	1,172	2,179	2,218
Associate Degree	252	134	372	386
Bachelor Degree	619	790	1,375	1,409
Certificate	0	0	1	0
Masters Degree	128	190	283	318
Spec. Stu. (non-degree cert.)	20	17	47	37
Undeclared Major Grad.	11	28	74	39
Undeclared Major U.G.	16	13	27	29
KENDALL COLLEGE OF ART & DESIGN	411	625	931	1,036
Bachelor Degree	371	564	849	935
Masters Degree	12	18	23	30
Spec. Stu. (non-degree cert.)	5	4	30	9
Undeclared	23	39	29	62
MICHIGAN COLLEGE OF OPTOMETRY	46	85	131	131
O.D. Degree	46	85	131	131
PHARMACY	209	280	456	489
Pharm D Degree	209	280	456	489
TECHNOLOGY	2,216	179	2,317	2,395
Associate Degree	1,029	83	1,084	1,112
Bachelor Degree	1,165	90	1,200	1,255
Certificate	10	5	9	15
Undeclared Major	12	1	24	13
UNIVERSITY COLLEGE	180	205	416	385
Associate Degree	161	168	319	329
Undeclared Major	19	37	97	56
TOTAL	6,496	6,051	11,803	12,547

Source: Office of Institutional Research and Testing/REGR 4

STUDENTS/ENROLLMENT

SCH/FTE/FYES

Student Credit Hours (SCH) Produced By Student Level

Fall Semester	Undergrad	Graduate	1st Prof	Total
2001	126,089.0	2,306.0	6,977.0	135,372.0
2002	128,378.0	2,365.0	8,515.0	139,258.0
2003	134,923.0	2,934.0	9,700.0	147,557.0
2004	135,193.0	3,091.0	9,827.0	148,111.0
2005	142,653.0	3,068.0	10,467.0	156,188.0

Full-Time Equated Student (FTE) By Student Level

Fall Semester	Undergrad	Graduate	1st Prof	Total
2001	8,406	192	412	9,010
2002	8,559	197	495	9,251
2003	8,995	245	575	9,815
2004	9,013	258	587	9,858
2005	9,510	256	620	10,386

Source: Office of Institutional Research and Testing

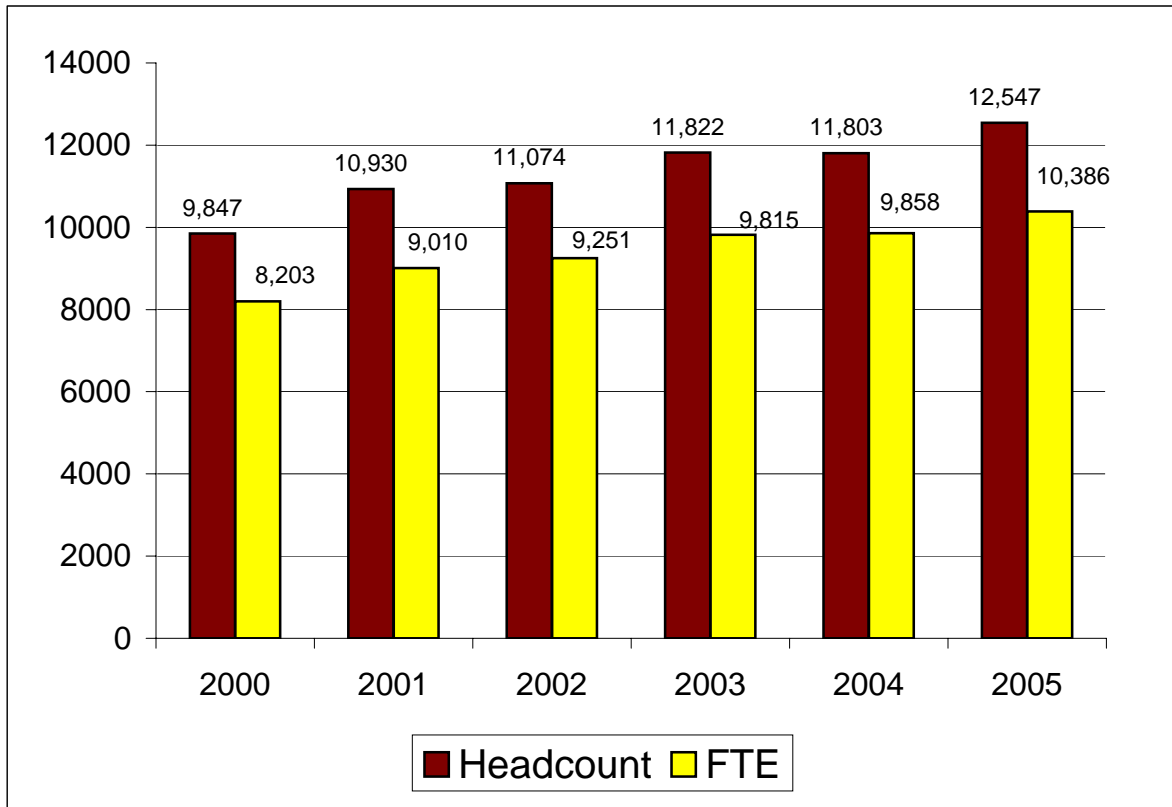
Full-Year Equated Student (FYES)

Academic Year	FYES
99/00	8,527
00/01	8,977
01/02	9,568
02/03	9,841
03/04	10,340
04/05	10,548

Source: State of Michigan HEIDI Database, Appendix A, Budget Office

STUDENTS/ENROLLMENT

TOTAL FALL HEADCOUNT ENROLLMENT COMPARED TO FTE



<u>Fall Semester</u>	<u>Headcount</u>	<u>FTE</u>
2000	9,847	8,203
2001	10,930	9,010
2002	11,074	9,251
2003	11,822	9,815
2004	11,803	9,858
2005	12,547	10,386

Source: Office of Institutional Research and Testing

STUDENTS/ENROLLMENT

COMPARATIVE ENROLLMENT BY RACE/ETHNIC ORIGIN

	2004		2005		DIFFERENCE
	TOTAL		TOTAL		
AMERICAN INDIAN/ALASKAN NATIVE	98	1%	95	1%	-3
ASIAN OR PACIFIC ISLANDER	203	2%	227	2%	24
BLACK	755	6%	747	6%	-8
FOREIGN	239	2%	216	2%	-23
HISPANIC	150	1%	164	1%	14
WHITE	9,156	78%	9,679	77%	523
UNREPORTED	1,202	10%	1,419	11%	217
TOTAL	11,803		12,547		744

The following definitions are used in determining racial/ethnic designations:

American Indian or Alaskan Native:

A person having origins in any of the original peoples of North America.

Asian or Pacific Islander:

A person having origins in any of the original peoples of the Far East, Southeast Asia, the Indian Subcontinent or the Pacific Islands.

Black (not of Hispanic Origin):

A person having origins in any of the black racial groups of Africa.

Foreign:

A person who is not a citizen of the United States, and who is in this country on a temporary basis and does not have a right to remain indefinitely.

Hispanic:

A person of Mexican, Puerto Rican, Cuban, Central or South American or other Spanish culture or origin.

White (not of Hispanic origin):

A person having origins in any of the original peoples of Europe, North Africa or the Middle East.

Source: Office of Institutional Research and Testing

STUDENTS/ENROLLMENT

ETHNIC DISTRIBUTION BY COLLEGE FALL 2005 ENROLLMENT

<u>COLLEGE</u>	American Indian/Native <u>Alaskan</u>	Asian or Pacific <u>Islander</u>	<u>Black</u>	<u>Foreign</u>	<u>Hispanic</u>	<u>White</u>	Not <u>Reported</u>	<u>Total</u>
<u>Allied Health Sciences</u>								
Female	16	34	95	8	23	1,189	116	1,481
Male	2	6	18	2	3	237	18	286
Total	18	40	113	10	26	1,426	134	1,767
<u>Arts & Sciences</u>								
Female	4	26	87	19	12	889	72	1,109
Male	8	16	46	15	9	500	40	634
Total	12	42	133	34	21	1,389	112	1,743
<u>Business</u>								
Female	6	14	67	23	14	682	81	887
Male	14	20	64	39	13	1012	124	1,286
Total	20	34	131	62	27	1,694	205	2,173
<u>College of Prof & Tech Studies</u>								
Female	0	0	0	0	1	18	9	28
Male	1	2	2	0	3	134	40	182
Total	1	0	0	0	0	152	49	210
<u>Education & Human Services</u>								
Female	14	13	111	2	18	891	123	1,172
Male	9	7	70	6	17	842	95	1,046
Total	23	20	181	8	35	1,733	218	2,218
<u>Kendall College of Art and Design</u>								
Female	3	7	6	5	8	296	300	625
Male	1	5	10	5	6	174	210	411
Total	4	12	16	10	14	470	510	1,036
<u>Michigan College of Optometry</u>								
Female	1	5	3	1	0	73	2	85
Male	0	1	0	2	1	37	5	46
Total	1	6	3	3	1	110	7	131
<u>Pharmacy</u>								
Female	2	21	2	15	1	218	21	280
Male	0	16	4	14	1	159	15	209
Total	2	37	6	29	2	377	36	489
<u>Technology</u>								
Female	2	2	13	4	2	146	10	179
Male	10	25	67	43	28	1917	126	2,216
Total	12	27	80	47	30	2,063	136	2,395
<u>University College</u>								
Female	0	4	49	6	1	139	6	205
Male	2	3	33	7	3	126	6	180
Total	2	7	82	13	4	265	12	385
Total Female	48	126	433	83	80	4,541	740	6,051
Total Male	47	101	314	133	84	5,138	679	6,496
Total	95	227	747	216	164	9,679	1,419	12,547

Source: Office of Institutional Research and Testing

STUDENTS/ENROLLMENT

ENROLLMENT BY PROGRAM FALL SEMESTER

COLLEGE	2001/02	2002/03	2003/04	2004/05	2005/06
ALLIED HEALTH SCIENCES					
HEALTH MANAGEMENT					
Environmental Health & Safety Management	38	26	25	20	13
Environmental Health & Safety Technology	1	0	2	2	1
Health Care Systems Administration	46	74	77	124	182
Medical Record Administration	15	19	28	33	27
Medical Record Technology	21	25	24	37	36
Phlebotomy	0	0	0	0	5
On-Campus Total	121	144	156	216	264
OFF-CAMPUS					
Coding/Reimbursement Specialist Cert	85	56	57	32	12
Environmental Health & Safety Management	1	1	18	21	13
Environmental Health & Safety Technology AAS	13	15	0	0	0
Environmental Health & Safety Technology Cert	0	1	2	0	0
Health Care Systems Administration	6	12	9	12	30
Medical Record Administration	2	3	10	15	16
Medical Record Technology	15	37	68	66	85
Phlebotomy	0	0	0	8	18
Off-Campus Total	122	125	164	154	174
<i>DEPARTMENT TOTAL</i>	243	269	320	370	438
HEALTH RELATED					
Diagnostic Medical Sonography	25	41	36	33	30
Medical Laboratory Technology	8	7	10	8	12
Medical Technology	33	32	33	29	47
Nuclear Medicine Technology AAS	40	43	57	56	49
Nuclear Medicine Technology BS	21	13	11	7	0
Opticianry	8	1	0	0	0
Radiography	91	90	98	94	80
Respiratory Care	14	12	15	33	34
On-Campus Total	240	239	260	260	252
OFF-CAMPUS					
Respiratory Care	0	0	21	18	68
Off-Campus Total	0	0	21	18	68
<i>DEPARTMENT TOTAL</i>	240	239	281	278	320
NURSING & DENTAL HYGIENE					
Dental Hygiene	103	104	112	113	109
Nursing AAS	62	56	68	96	72
Master of Science in Nursing	0	0	0	10	1
On-Campus Total	165	160	180	219	182
OFF-CAMPUS					
Nursing BSN	192	176	185	126	183
Master of Science in Nursing	0	0	0	0	13
Off-Campus Total	192	176	185	126	196
<i>DEPARTMENT TOTAL</i>	357	336	365	345	378

Source: Office of Institutional Research and Testing

STUDENTS/ENROLLMENT

ENROLLMENT BY PROGRAM FALL SEMESTER

COLLEGE	2001/02	2002/03	2003/04	2004/05	2005/06
ALLIED HEALTH SCIENCES					
PRE-ALLIED HEALTH *					
Pre-Dental Hygiene	129	113	128	112	128
Pre-Diagnostic Medical Sonography	7	18	39	25	35
Pre-Environmental Health & Safety Management	1	1	2	0	0
Pre-Health Care Systems Administration	1	1	2	8	9
Pre-Medical Laboratory Technology	6	12	4	2	9
Pre-Medical Record Technology	1	1	3	6	11
Pre-Medical Record Administration	1	1	2	1	4
Pre-Medical Technology	4	8	6	3	10
Pre-Nuclear Medicine 2-Yr	11	32	46	51	67
Pre-Nuclear Medicine 4-Yr	0	1	0	2	0
Pre-Nursing	113	146	196	179	218
Pre-Radiography	26	40	82	114	114
Pre-Respiratory Care	9	13	18	12	21
<i>TOTAL</i>	309	387	528	515	626
UNDECLARED OFF-CAMPUS	6	14	11	14	5
ON-CAMPUS TOTAL	835	930	1,124	1,210	1324
OFF-CAMPUS TOTAL	320	315	381	312	443
COLLEGE TOTAL	1,155	1,245	1,505	1,522	1,767

* These curricula are a subset of the base programs and are utilized by students who are academically admissible and are waiting to enter the technical phase of the program or by students who are fulfilling academic requirements for program admission.

Source: Office of Institutional Research and Testing

STUDENTS/ENROLLMENT

ENROLLMENT BY PROGRAM FALL SEMESTER

COLLEGE	2001/02	2002/03	2003/04	2004/05	2005/06
ARTS & SCIENCES					
BIOLOGICAL SCIENCES					
Applied Biology	52	51	64	65	74
Applied Biology/Environmental Biology Track	4	8	10	13	10
Applied Biology/Forensic Biology Track	0	0	17	51	99
Applied Biology/Pre-Dentistry Track	12	23	22	23	25
Applied Biology/Pre-Medicine Track	58	50	48	43	63
Applied Biology/Pre-Physical Therapy Track	15	12	11	22	23
Applied Biology/Pre-Veterinary Medicine Track	12	17	13	14	15
Applied Biology/Vision Science Track	0	1	1	0	0
Biochemistry	0	0	0	5	6
Biology	0	6	11	8	9
Biotechnology	27	38	36	44	40
Chemistry	0	2	12	11	18
Ornamental Horticulture	33	30	26	24	20
<i>DEPARTMENT TOTAL</i>	213	238	271	323	402
HUMANITIES					
Applied Speech Communication AA	4	9	3	2	2
Applied Speech Communication BS	48	47	44	52	47
Communication	0	9	25	29	24
History	0	17	18	18	20
<i>DEPARTMENT TOTAL</i>	52	82	90	101	93
LANGUAGES & LITERATURE					
English	0	2	0	0	0
English Composition	0	4	7	5	6
English Literature	0	11	20	24	26
Technical & Professional Communication	25	22	11	12	14
Tech & Prof Comm/Technical Journalism Track	5	4	6	7	8
<i>DEPARTMENT TOTAL</i>	30	43	44	48	54
MATHEMATICS					
Applied Mathematics	5	4	7	11	10
Applied Mathematics/Actuarial Science Track	8	9	5	2	1
Applied Mathematics/Computer Science Track	8	12	12	15	12
Applied Mathematics/Operations Research Track	0	0	0	0	1
Applied Mathematics/Statistics Track	0	2	1	1	0
Mathematics	0	1	4	5	5
Math/Science Technology Center	0	0	0	9	17
<i>DEPARTMENT TOTAL</i>	21	28	29	43	46
PHYSICAL SCIENCES					
Industrial Chemistry Technology	15	10	6	6	6
<i>DEPARTMENT TOTAL</i>	15	10	6	6	6

Source: Office of Institutional Research and Testing

STUDENTS/ENROLLMENT

ENROLLMENT BY PROGRAM FALL SEMESTER

COLLEGE	2001/02	2002/03	2003/04	2004/05	2005/06
ARTS & SCIENCES					
SOCIAL SCIENCES					
Psychology	61	73	86	97	120
Public Administration	42	44	38	35	26
Social Work	86	81	103	106	111
Sociology	0	4	6	11	12
On-Campus Total	189	202	233	249	269
OFF-CAMPUS					
Social Work	41	26	32	33	30
Off-Campus Total	41	26	32	33	30
<i>DEPARTMENT TOTAL</i>	230	228	265	282	299
PRE-PROF NON-SCIENCES					
Liberal Arts	60	79	46	33	33
Pre-Art	0	0	0	2	0
Pre-Law	43	25	21	10	13
Pre-Public Administration	0	0	0	4	2
Pre-Social Work	22	14	14	9	11
Pre-Technical Communications	4	3	1	0	0
<i>TOTAL</i>	129	121	82	58	59
PRE-PROF SCIENCE					
Pre-Engineering	2	4	4	2	2
Pre-Mortuary Science	4	7	7	3	5
Pre-Optometry	88	80	82	88	113
Pre-Pharmacy	246	325	397	441	429
Pre-Psychology 2-Yr	53	52	27	13	5
Pre-Science	102	83	92	82	104
<i>TOTAL</i>	495	551	609	629	658
Bachelor of Arts	10	0	0	0	0
Fast Track - On Campus	117	108	101	97	118
Integrative Studies	0	1	2	3	6
Undeclared - On Campus	13	11	13	0	0
Fast Track - Off Campus	0	0	26	0	0
Undeclared - Off Campus	8	2	3	2	2
ON-CAMPUS TOTAL	1,284	1,395	1,480	1,554	1,711
OFF-CAMPUS TOTAL	49	28	61	38	32
COLLEGE TOTAL	1,333	1,423	1,541	1,592	1,743

Source: Office of Institutional Research and Testing

STUDENTS/ENROLLMENT

ENROLLMENT BY PROGRAM FALL SEMESTER

COLLEGE	2001/02	2002/03	2003/04	2004/05	2005/06
BUSINESS					
ACCOUNTING, FINANCE, ECONOMICS, & STATISTICS					
Accountancy (Public Acct Track) B.E.S.T.	0	0	0	12	0
Accountancy BS	75	77	81	71	68
Accountancy AAS	11	11	11	0	15
Accountancy CIS	17	13	9	8	4
Accountancy Finance	9	7	7	13	27
Finance *	0	0	35	38	34
Finance/Investment Concentration	0	0	0	1	1
On-Campus Total	112	108	143	143	149
OFF-CAMPUS					
Accountancy BS	4	2	0	43	2
Accountancy Transfer	38	40	44	0	47
Off-Campus Total	42	42	44	43	49
<i>DEPARTMENT TOTAL</i>	154	150	187	186	198
COLLEGE OF BUSINESS GRADUATE PROGRAMS					
Information Systems Management	81	59	39	37	21
Information Systems Management Cond	61	17	12	2	2
Master of Business Administration	0	0	24	30	25
On-Campus Total	142	76	75	69	48
OFF-CAMPUS					
Master of Business Administration	0	0	11	26	22
Information Systems Management	37	40	28	16	19
Information Systems Management Cond	19	16	7	4	0
Off-Campus Total	56	56	46	46	41
<i>DEPARTMENT TOTAL</i>	198	132	121	115	89
COMPUTER INFORMATION SYSTEMS					
Computer Information Systems BS	310	224	186	136	107
Computer Information Systems AAS	20	22	19	21	16
Computer Information Systems BS Transfer	1	1	0	0	0
Computer Literacy	1	0	0	0	0
CIS Management	9	3	2	0	0
CIS Marketing	4	1	1	1	1
On-Campus Total	345	251	208	158	124
OFF-CAMPUS					
Computer Information Systems BS	55	46	51	48	51
GUI Programming Certificate	0	12	1	0	0
Off-Campus Total	55	58	52	48	51
<i>DEPARTMENT TOTAL</i>	400	309	260	206	175

* Finance moved from Management Dept. effective Summer 2003

Source: Office of Institutional Research and Testing

STUDENTS/ENROLLMENT

ENROLLMENT BY PROGRAM FALL SEMESTER

COLLEGE	2001/02	2002/03	2003/04	2004/05	2005/06
BUSINESS					
MANAGEMENT					
Business Administration	251	230	206	219	226
Business Administration Transfer	2	0	0	0	0
Business Admin/Legal Assisting	11	20	23	14	5
Business Admin w/ Legal Studies	0	0	16	39	42
Finance **	47	35	0	0	0
General Business	132	83	82	72	101
General Business Transfer	5	0	0	0	0
Hotel Mgmt/Rest.& Food Ind. Mgmt	0	0	0	2	27
Human Resource Management	48	36	23	20	27
Insurance	5	1	1	0	0
Insurance/Real Estate	4	0	0	0	0
Integrated Resource Management	7	9	5	0	0
International Business	30	28	26	28	40
International Business Studies Cert	0	1	1	0	0
Legal Assistant	22	17	10	1	0
Legal Studies	0	0	4	12	19
Management	52	42	41	20	19
Operations and Supply Management	0	0	2	5	9
Pre-Business	0	104	43	11	3
Real Estate	1	0	0	0	0
Resort Management	17	24	36	47	54
Small Business & Entrepreneurship	0	30	52	51	52
Small Business Management	29	32	15	8	3
Small Business Management Trans	1	0	0	0	0
On-Campus Total	664	692	586	549	627
OFF-CAMPUS					
Business Administration	0	0	0	109	45
Business Administration Transfer	98	97	92	0	69
International Business Studies Cert	1	0	0	0	0
Off-Campus Total	99	97	92	109	114
 <i>DEPARTMENT TOTAL</i>	 763	 789	 678	 658	 741

** Finance moved to AFEC Dept. effective Summer 2003

Source: Office of Institutional Research and Testing

STUDENTS/ENROLLMENT

ENROLLMENT BY PROGRAM FALL SEMESTER

COLLEGE	2001/02	2002/03	2003/04	2004/05	2005/06
BUSINESS					
MARKETING					
Advertising	65	61	66	64	59
E-Business Cert	1	0	0	0	0
E-Commerce BS	0	1	2	1	1
E-Commerce Certificate	0	1	0	0	0
Hotel Management	15	9	13	13	19
Marketing 4-Yr	144	119	118	127	128
Music Industry Management	99	116	113	124	142
Pre-Professional Golf Management	58	25	40	26	18
Pre-Visual Design & Web Media	0	1	1	1	3
Professional Golf Management	298	286	281	283	280
Professional Tennis Management	75	59	50	52	56
Public Relations	64	69	64	58	57
Restaurant & Food Industry Mgmt	41	38	38	39	26
Retailing BS	3	0	0	0	0
Visual Communications AAS	44	8	0	0	0
Visual Communications BS	46	21	0	0	0
Visual Design and Web Media AAS	55	87	96	87	82
Visual Design and Web Media BS	0	21	35	50	61
On-Campus Total	1,008	922	917	925	932
OFF-CAMPUS					
Advanced Studies in Global Logistics	4	6	0	0	0
Hotel Management Cert	0	0	0	0	2
Marketing Transfer	0	2	0	0	0
Marketing	1	0	0	0	0
Restaurant & Food Industry Mgmt Cert	0	0	0	0	2
Off-Campus Total	5	8	0	0	4
<i>DEPARTMENT TOTAL</i>	1,013	930	917	925	936
Undeclared-Off Campus	31	40	45	61	34
Integrative Studies	0	0	1	0	0
On-Campus Total	2,271	2,049	1,930	1,844	1,880
Off-Campus Total	288	301	279	307	293
COLLEGE TOTAL	2,559	2,350	2,209	2,151	2,173
COLLEGE OF PROFESSIONAL & TECH STUDIES					
Digital Animation & Game Design	0	0	22	71	115
Fast Track	0	0	0	2	3
GR High School Course Offerings	0	0	0	1	0
Industrial Technology & Management	0	3	15	34	91
Undeclared	0	0	0	0	1
COLLEGE TOTAL	0	3	37	108	210

Source: Office of Institutional Research and Testing

STUDENTS/ENROLLMENT

ENROLLMENT BY PROGRAM FALL SEMESTER

COLLEGE	2001/02	2002/03	2003/04	2004/05	2005/06
EDUCATION & HUMAN SERVICES					
EARLY CHILDHOOD EDUCATION					
Child Development	2	0	0	0	0
Early Childhood Education AAS	33	39	37	32	37
Early Childhood Education BS	0	0	0	0	1
<i>DEPARTMENT TOTAL</i>	35	39	37	32	38
LEISURE STUDIES & WELLNESS					
Recreation Leadership & Management	61	60	66	73	67
<i>DEPARTMENT TOTAL</i>	61	60	66	73	67
SCHOOL OF CRIMINAL JUSTICE					
Criminal Justice	198	184	208	213	203
Pre-Criminal Justice AA	326	327	331	289	314
Master Criminal Justice Administration	29	28	24	22	23
On-Campus Total	553	539	563	524	540
OFF-CAMPUS					
Criminal Justice	58	86	100	130	152
Master Criminal Justice Administration	27	18	20	25	26
Off-Campus Total	85	104	120	155	178
<i>DEPARTMENT TOTAL</i>	638	643	683	679	718
SCHOOL OF EDUCATION					
Allied Health Education	4	7	5	4	10
Art Education	0	0	0	1	2
Biology Education	43	38	30	24	27
Business Education	38	32	23	26	21
Certification	31	31	23	17	17
Certification Graduate	2	1	1	4	3
Chemistry Education	13	16	14	10	7
Curriculum and Instruction	26	35	47	41	62
Elementary Education	263	358	392	361	317
English Education	125	125	103	80	67
History Education	0	0	0	50	79
Master Career/Technical Edu	27	28	37	29	24
Master Career/Technical Edu Prov	5	4	4	2	2
Mathematics Education	50	61	63	63	64
Pre-Teaching Elementary	27	20	15	15	9
Pre-Teaching Secondary	35	34	33	36	26
Social Studies	0	25	61	33	8
Technical Education	30	33	30	31	24
Training in Business & Industry	1	2	1	0	2
Wage Earning Home Economics	6	4	1	1	2
On-Campus Total	726	854	883	828	773

Source: Office of Institutional Research and Testing

STUDENTS/ENROLLMENT

ENROLLMENT BY PROGRAM FALL SEMESTER

COLLEGE	2001/02	2002/03	2003/04	2004/05	2005/06
EDUCATION & HUMAN SERVICES					
SCHOOL OF EDUCATION Cont.					
OFF-CAMPUS					
Allied Health Education	2	5	5	7	7
Biology Education	2	5	6	2	5
Business Education	11	17	10	8	10
Certification	82	66	34	25	14
Certification Graduate	1	2	1	0	1
Chemistry Education	3	1	0	0	0
Curriculum and Instruction	4	35	91	129	143
English Education	40	35	29	28	18
Elementary Education	0	5	36	61	123
History Education	0	0	0	2	11
Master Career/Technical Education	45	39	38	35	38
Master Career/Technical Edu Prov	1	0	0	0	0
Mathematics Education	8	8	8	12	5
Philanthropy Education	0	0	0	1	0
Social Studies	0	2	11	3	5
Social Studies/Elementary	0	0	0	2	5
Technical Education	18	44	55	30	35
Wage Earning Home Economics	5	3	6	5	5
Off-Campus Total	222	267	330	350	425
<i>DEPARTMENT TOTAL</i>	948	1,121	1,213	1,182	1,198
TELEVISION PRODUCTION					
Television Production	49	13	3	0	0
Television and Digital Media Production	27	95	109	117	129
<i>DEPARTMENT TOTAL</i>	76	108	112	117	129
Undeclared-On Campus	1	1	1	0	0
Undeclared UG-Off Campus	33	23	23	26	29
Undeclared Grad-Off Campus	55	73	78	74	39
On-Campus Total	1,452	1,601	1,662	1,574	1,547
Off-Campus Total	395	467	551	605	671
COLLEGE TOTAL	1,847	2,068	2,213	2,179	2,218

Source: Office of Institutional Research and Testing

STUDENTS/ENROLLMENT

ENROLLMENT BY PROGRAM FALL SEMESTER

COLLEGE	2001/02	2002/03	2003/04	2004/05	2005/06
KENDALL COLLEGE OF ART & DESIGN					
DESIGN STUDIES					
Furniture Design	42	35	38	31	28
Graphic Design	0	0	0	0	25
Illustration	148	145	146	148	135
Illustration-Digital Media	0	0	20	25	37
Industrial Design	57	62	63	56	60
Interior Design	130	160	173	192	209
Visual Communication	211	186	177	161	148
Visual Communication-Multi-Media	0	35	51	48	40
Visual Communication-Print-Media	0	10	1	0	0
<i>DEPARTMENT TOTAL</i>	588	633	669	661	682
FINE ARTS/FOUNDATION					
Fine Arts	1	21	2	4	9
Fine Arts Drawing BFA	32	18	21	17	18
Fine Arts Drawing MFA	0	0	2	3	5
Fine Arts Painting BFA	48	42	49	50	40
Fine Arts Painting MFA	0	4	6	13	17
Fine Arts Photography BFA	28	29	31	36	35
Fine Arts Photography MFA	0	2	3	3	5
Fine Arts Printmaking BFA	5	2	6	4	1
Fine Arts Printmaking MFA	0	1	3	3	3
Fine Arts Sculpture	20	16	8	6	17
Fine Arts Undecided	12	8	27	10	12
Fine Arts Woodwork	6	6	10	9	6
<i>DEPARTMENT TOTAL</i>	152	149	168	158	168
LIBERAL ARTS & SCIENCES					
Art History	10	4	9	11	12
Art Education	0	29	29	22	28
<i>DEPARTMENT TOTAL</i>	10	33	38	33	40
METALS/JEWELRY					
Metals/Jewelry Design	0	1	7	19	16
<i>DEPARTMENT TOTAL</i>	0	1	7	19	16
MFA Dual Major	4	4	4	1	
Undecided	2	19	12	29	59
Special Program	8	16	26	30	9
Fast Track	0	0	0	0	62
COLLEGE TOTAL	764	855	924	931	1,036

Source: Office of Institutional Research and Testing

STUDENTS/ENROLLMENT

ENROLLMENT BY PROGRAM FALL SEMESTER

COLLEGE	2001/02	2002/03	2003/04	2004/05	2005/06
MICHIGAN COLLEGE OF OPTOMETRY					
PROFESSIONAL					
O.D. Optometry	133	127	131	131	131
COLLEGE TOTAL	133	127	131	131	131

COLLEGE	2001/02	2002/03	2003/04	2004/05	2005/06
PHARMACY					
Pharmacy BS*	131	0	0	0	0
Doctor of Pharmacy	279	368	444	456	489
COLLEGE TOTAL	410	368	444	456	489

* Pharmacy BS closed Winter 2000

Source: Office of Institutional Research and Testing

STUDENTS/ENROLLMENT

ENROLLMENT BY PROGRAM FALL SEMESTER

COLLEGE	2001/02	2002/03	2003/04	2004/05	2005/06
TECHNOLOGY					
ARCHITECTURAL TECH & FACILITIES MGM1					
Architectural Technology	85	68	76	77	77
Facility Management	26	29	17	17	35
Pre-Architectural Technology	7	10	17	9	13
Pre-Facilities Management	1	0	2	1	1
On-Campus Total	119	107	112	104	126
OFF-CAMPUS					
Facilities Management	2	4	2	0	3
Facilities Management Certificate	7	10	11	4	10
Off-Campus Total	9	14	13	4	13
<i>DEPARTMENT TOTAL</i>	128	121	125	108	139
AUTOMOTIVE					
Automotive Body	34	40	47	48	50
Automotive Engineering Technology	37	57	62	74	78
Automotive & Heavy Equipment Management	85	92	80	76	87
Automotive Service Technology	158	160	219	220	198
Pre-Automotive Engineering Technology	0	2	1	4	2
Pre-Automotive & Heavy Equipment Management	0	4	6	6	6
Pre-Automotive Service Technology	6	1	1	25	41
On-Campus Total	320	355	416	453	462
OFF-CAMPUS					
Automotive & Heavy Equipment Management	12	9	13	18	15
Off-Campus Total	12	9	13	18	15
<i>DEPARTMENT TOTAL</i>	332	364	429	471	477
CONSTRUCTION TECHNOLOGY & MANAGEMENT					
Building Construction Technology	25	39	39	40	40
Civil Engineering Technology	9	11	11	14	17
Construction Management	207	211	229	232	249
Pre-Building Construction Technology	9	6	3	6	8
Pre-Civil Engineering Technology	3	2	4	0	1
Pre-Construction Management	18	23	26	28	34
On-Campus Total	271	292	312	320	349
OFF-CAMPUS					
Advanced Construction Management	1	2	2	2	1
Construction Administration Certificate	9	4	10	1	1
Construction Management	7	16	20	21	26
Off-Campus Total	17	22	32	24	28
<i>DEPARTMENT TOTAL</i>	288	14	344	344	377

Source: Office of Institutional Research and Testing

STUDENTS/ENROLLMENT

ENROLLMENT BY PROGRAM FALL SEMESTER

COLLEGE	2001/02	2002/03	2003/04	2004/05	2005/06
TECHNOLOGY					
ELECTRONICS/CNS					
Computer Networks & Systems	87	76	95	86	91
Electrical/Electronics Engineering Technology	36	31	31	28	17
Industrial Electronics Technology	42	36	54	43	56
Pre-Computer Networks & Systems	15	7	6	6	7
Pre-Electrical/Electronics Engineering Technology	2	2	1	2	4
Pre-Industrial Electronics Technology	15	9	7	6	8
On-Campus Total	197	161	194	171	183
OFF-CAMPUS					
Electrical/Electronics Engineering Technology	0	1	0	0	0
Off-Campus Total	0	1	0	0	0
<i>DEPARTMENT TOTAL</i>	197	162	194	171	183
HEAVY EQUIPMENT					
Heavy Equipment Service Engineering Technology	38	34	22	15	19
Heavy Equipment Technology	71	61	60	61	59
Pre-Heavy Equipment Technology	18	9	11	5	16
Pre-Heavy Equipment Service Engineering Technology	0	2	0	0	1
On-Campus Total	127	106	93	81	95
<i>DEPARTMENT TOTAL</i>	127	106	93	81	95
HVACR					
HVACR Engineering Technology	56	50	50	62	55
HVACR Technology	68	77	70	60	57
Pre-HVACR Engineering Technology	0	1	3	4	2
Pre-HVACR Technology	15	16	12	9	11
On-Campus Total	139	144	135	135	125
OFF-CAMPUS					
HVACR Engineering Technology	11	1	30	35	59
Off-Campus Total	11	1	30	35	59
<i>DEPARTMENT TOTAL</i>	150	145	165	170	184

Source: Office of Institutional Research and Testing

STUDENTS/ENROLLMENT

ENROLLMENT BY PROGRAM FALL SEMESTER

COLLEGE	2001/02	2002/03	2003/04	2004/05	2005/06
TECHNOLOGY					
MANUFACTURING					
Manufacturing Engineering Technology	45	35	29	31	39
Manufacturing Tooling Technology	55	57	61	53	51
Pre-Manufacturing Engineering Technology	3	3	4	3	2
Pre-Manufacturing Tooling Technology	2	0	0	2	0
On-Campus Total	105	95	94	89	92
OFF-CAMPUS					
Manufacturing Engineering Technology	75	81	62	59	56
Quality Engineering Technology	14	19	16	13	11
Quality Technology Certificate	1	2	1	2	3
Off-Campus Total	90	102	79	74	70
<i>DEPARTMENT TOTAL</i>	195	197	173	163	162
MECHANICAL DESIGN					
CAD Drafting & Tool Design Technology	70	74	86	70	72
Pre-CAD Drafting & Tool Design Technology	6	2	0	2	1
Mechanical Engineering Technology - BS	11	18	24	37	36
Mechanical Engineering Technology - AAS	67	79	81	79	62
Pre-Mechanical Engineering Technology - BS	1	4	2	8	7
Pre-Mechanical Engineering Technology - AAS	10	10	7	4	5
Pre-Product Design Engineering Technology	1	3	5	7	1
Product Design Engineering Technology	52	48	46	32	36
On-Campus Total	218	238	251	239	220
OFF-CAMPUS					
Product Design Engineering Technology	42	38	38	36	25
Off-Campus Total	42	38	38	36	25
<i>DEPARTMENT TOTAL</i>	260	276	289	275	245
PLASTICS & RUBBER ENGINEERING TECH					
Plastics Engineering Technology	74	69	74	66	42
Plastics Technology	127	97	77	63	81
Pre-Plastics Engineering Technology	8	24	19	12	7
Pre-Plastics Technology	4	3	4	2	4
Pre-Rubber Technology	1	1	2	1	0
Pre-Rubber Engineering Technology	0	7	5	3	3
Rubber Engineering Technology	8	11	14	6	4
Rubber Technology	42	28	18	18	12
On-Campus Total	264	240	213	171	153
OFF-CAMPUS					
Plastics Engineering Technology	2	0	0	0	0
Off-Campus Total	2	0	0	0	0
<i>DEPARTMENT TOTAL</i>	266	240	213	171	153

Source: Office of Institutional Research and Testing

STUDENTS/ENROLLMENT

ENROLLMENT BY PROGRAM FALL SEMESTER

COLLEGE	2001/02	2002/03	2003/04	2004/05	2005/06
TECHNOLOGY					
PRINTING & IMAGING TECHNOLOGY MGMT					
New Media Printing & Publishing	20	17	16	14	14
Printing Management	30	21	26	22	27
Pre-Printing Management	0	0	0	0	2
Printing & Digital Graphic Imaging Technology	68	66	56	57	58
On-Campus Total	118	104	98	93	101
<i>DEPARTMENT TOTAL</i>	118	104	98	93	101
SURVEYING ENGINEERING					
Pre-Surveying Engineering	3	2	0	0	2
Pre-Surveying Technology	3	1	4	4	4
Surveying Engineering	74	96	76	73	79
Surveying Technology	19	11	19	28	33
On-Campus Total	99	110	99	105	118
<i>DEPARTMENT TOTAL</i>	99	110	99	105	118
WELDING ENGINEERING TECHNOLOGY					
Pre-Welding Engineering Technology	2	5	3	3	7
Pre-Welding Technology	2	1	0	1	3
Welding Technology	65	58	75	77	74
Welding Technology Certificate	1	0	0	0	0
Welding Engineering Technology	50	45	54	60	64
On-Campus Total	120	109	132	141	148
<i>DEPARTMENT TOTAL</i>	120	109	132	141	148
Undeclared-Off Campus	31	12	28	24	13
On-Campus Total	2,097	2,061	2,149	2,102	2,172
Off-Campus Total	214	202	233	215	223
COLLEGE TOTAL	2,311	2,263	2,382	2,317	2,395

STUDENTS/ENROLLMENT

ENROLLMENT BY PROGRAM FALL SEMESTER

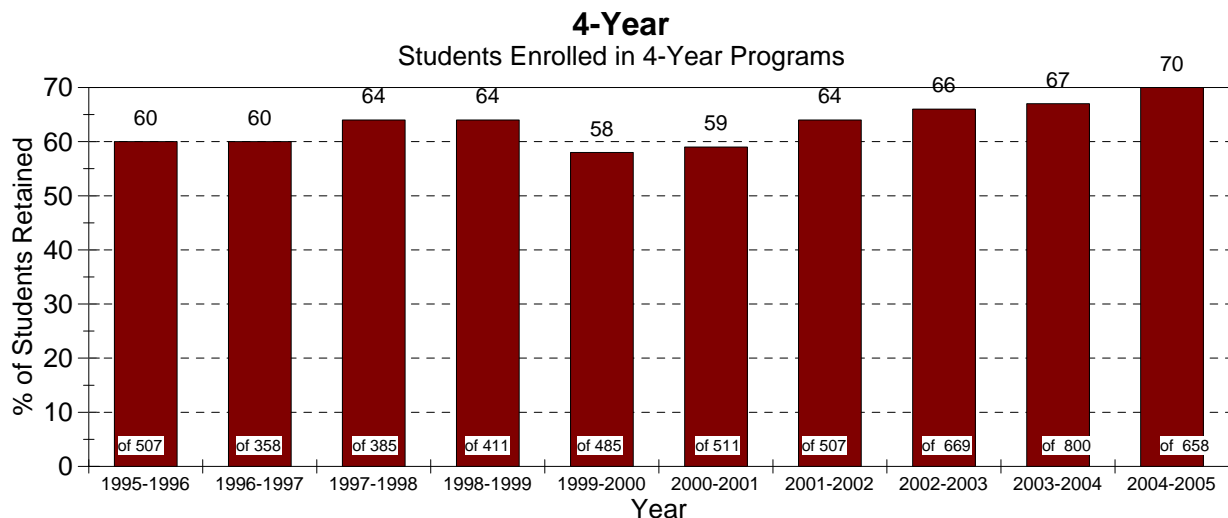
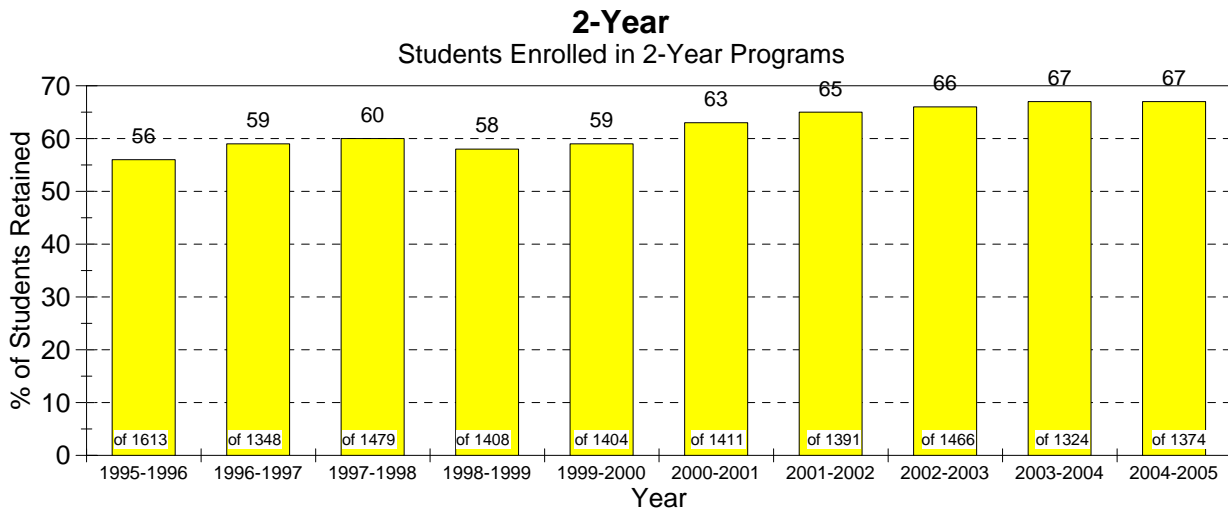
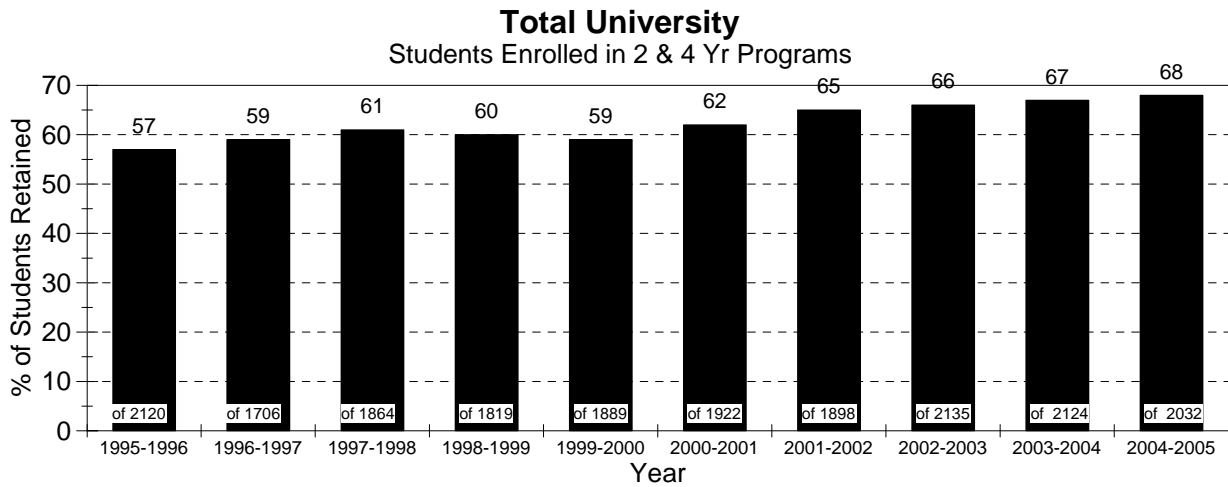
COLLEGE	2001/02	2002/03	2003/04	2004/05	2005/06
UNIVERSITY COLLEGE					
DEVELOPMENTAL PROG & CURRICULUM					
Career Exploration	187	176	148	95	
Collegiate Skills *	44	16	0	0	
Directed Studies	84	33	45	39	
General Studies	0	0	59	51	
Intensive English Language Program	35	29	19	18	
University College Program	0	58	100	134	
NON-DEGREE	68	62	65	79	
COLLEGE TOTAL	418	374	436	416	0

* Name changed to University College Program Fall 02

Source: Office of Institutional Research and Testing

Ferris State University

Fall to Fall First-Year Student Retention Rates (Full-Time FTIACS)



Source: Office of Institutional Research and Testing

STUDENTS/ENROLLMENT

Average # of Credits Taken by Full-Time (12+ credits) Students By Class Level Summer 2002 thru Fall 2005

	<u>Summer 2002</u>	<u>Fall 2002</u>	<u>Winter 2003</u>	<u>Summer 2003</u>	<u>Fall 2003</u>	<u>Winter 2004</u>	<u>Summer 2004</u>	<u>Fall 2004</u>	<u>Winter 2005</u>	<u>Summer 2005</u>	<u>Fall 2005</u>
Freshman	13.86	14.41	14.30	14.13	14.44	14.42	13.96	14.49	14.38	14.17	14.42
Sophomore	13.28	14.34	14.27	13.15	14.38	14.26	13.18	14.41	14.30	13.63	14.40
Junior	12.87	14.49	14.27	13.01	14.47	14.31	13.33	14.46	14.26	13.07	14.49
Senior	13.24	14.56	14.58	13.20	14.50	14.48	13.26	14.50	14.51	13.62	14.50
Graduate	12.86	13.50	13.59	12.75	12.73	12.71	12.63	12.75	13.03	13.21	13.12
1st Professional	14.69	17.37	17.70	14.30	17.12	16.97	15.60	16.97	16.69	15.73	16.97
Special Grad	13.00		14.25	14.00	13.00	13.00		14.00	16.50	13.50	14.00
Special Undergrad	12.00	13.85	14.17	13.00	13.80	13.73	13.50	14.21	14.45	12.00	14.00
Total Avg	13.23	14.65	14.64	13.44	14.31	14.24	13.64	14.47	14.77	13.62	14.49
Undergrad Avg	13.31	14.45	14.36	13.37	14.45	14.37	13.43	14.47	14.36	13.62	14.45

Average HSGPA & ACT SCORES FTIAC Students (First Time In Any College) Fall 1999-2005

	<u>1999</u>	<u>2000</u>	<u>2001</u>	<u>2002</u>	<u>2003</u>	<u>2004</u>	<u>2005</u>
<u>High School GPA</u>	2.85	2.89	3.14	3.07	3.09	3.14	3.13
<u>ACT</u>							
Composite	19.2	19.4	19.8	20.2	20.6	20.8	20.9
English	17.9	18.1	18.3	19.0	19.4	19.6	19.8
Math	19.1	19.4	19.8	20.1	20.3	20.9	20.7
Reading	19.2	19.5	19.9	20.4	20.9	21.1	21.1
Sci. Reasoning	19.9	20.3	20.5	20.9	21.3	21.4	21.5

Source: Office of Institutional Research & Testing

STUDENTS/ENROLLMENT

STUDENT CREDIT HOURS (SCH) BY COLLEGE

College	Fall 2002	Fall 2003	Fall 2004	Fall 2005
Allied Health Sciences				
On Campus	6,202	6,911	7,786	7,989
Off Campus	1,531	2,380	2,370	3,353
Total	7,733	9,291	10,156	11,342
Arts & Sciences				
On Campus	57,625	60,324	59,504	61,134
Off Campus	1,086	1,199	1,443	1,608
Total	58,711	61,523	60,947	62,742
Business				
On Campus	20,071	19,251	19,322	19,954
Off Campus	1,644	1,704	1,932	2,070
Total	21,715	20,955	21,254	22,024
College of Prof & Technical Studies				
Off Campus	0	82	368	981
Education & Human Services				
On Campus	7,493	8,331	8,067	8,665
Off Campus	2,413	3,136	3,546	4,543
Total	9,906	11,467	11,613	13,208
Kendall College of Art & Design				
On Campus	9,765	10,493	10,828	11,718
Michigan College of Optometry				
On Campus	2,295	2,362	2,353	2,111
Off Campus	0	0	31	34
Total	2,295	2,362	2,353	2,145
Pharmacy				
On Campus	5,447	6,482	6,543	7,243
Technology				
On Campus	18,330	19,200	19,062	19,595
Off Campus	936	1,117	1,024	1,116
Total	19,266	20,317	20,086	20,711
University College				
On Campus	4,420	4,585	3,932	4,074
UNIVERSITY TOTAL				
On Campus	131,648	137,939	137,397	142,483
Off Campus	7,610	9,618	10,714	13,705
Total	139,258	147,557	148,111	156,188

Note: SCH based on course section

Source: Office of Institutional Research and Testing

STUDENTS/ENROLLMENT

STUDENTS WHO TRANSFERRED TO FSU FROM MICHIGAN COMMUNITY COLLEGES & PUBLIC UNIVERSITIES

Summer 2004, Fall 2004, Winter 2005

COMMUNITY COLLEGES

Alpena Community College	32	Mid-Michigan Community College	30
Bay de Noc Community College	11	Monroe County Community College	6
Delta College	56	Montcalm Community College	23
Glen Oaks Community College	7	Mott Community College	81
Gogebic Community College	5	Muskegon Community College	58
Grand Rapids Community College	214	North Central Michigan College	11
Henry Ford Community College	26	Northwestern Michigan college	99
Jackson Community College	10	Oakland Community College	22
Kalamazoo Valley Community College	36	Schoolcraft College	6
Kellogg Community College	11	Southwestern Michigan College	27
Kirtland Community College	8	St. Clair County Community College	28
Lake Michigan College	9	Washtenaw Community College	10
Lansing Community College	24	Wayne County Community College	10
Macomb Community College	18	West Shore Community College	24

UNIVERSITIES

Central Michigan University	29	Oakland University	6
Eastern Michigan University	7	Saginaw Valley State University	10
Grand Valley State University	70	University of Michigan - Ann Arbor	6
Lake Superior State University	10	University of Michigan - Dearborn	1
Michigan State University	25	University of Michigan - Flint	11
Michigan Technological University	7	Wayne State University	7
Northern Michigan University	12	Western Michigan University	30

TOTAL TRANSFERS TO FSU **1133**

Source: Office of Institutional Research & Testing

This page intentionally left blank

STUDENTS/ENROLLMENT

ENROLLMENT SUMMARY OF STUDENTS BY AGE FALL 2005

Full-Time Students

Age	<u>Undergraduate</u>		<u>Graduate</u>		<u>First Professional</u>	
	Men	Women	Men	Women	Men	Women
Under 18	4	6	0	0	0	0
18-19	1679	1528	0	0	0	0
20-21	1581	1290	0	0	37	79
22-24	1135	768	22	18	112	190
25-29	317	218	14	18	67	72
30-34	69	86	7	7	17	18
35-39	33	63	2	6	7	3
40-49	27	41	7	11	11	2
50-64	8	9	2	3	2	0
65 & over	0	1	0	0	0	0
Age Unknown	2	3	0	0	0	0
Total	4855	4013	54	63	253	364

Part-Time Students

Age	<u>Undergraduate</u>		<u>Graduate</u>		<u>First Professional</u>	
	Men	Women	Men	Women	Men	Women
Under 18	53	114	0	0	0	0
18-19	70	58	0	0	0	0
20-21	159	128	0	0	0	0
22-24	264	251	5	11	0	0
25-29	185	216	28	58	1	0
30-34	142	145	26	36	0	1
35-39	86	145	26	43	1	0
40-49	167	241	42	57	0	0
50-64	54	80	21	20	0	0
65 & over	1	2	0	0	0	0
Age Unknown	3	5	0	0	0	0
Total	1184	1385	148	225	2	1

Average Age

	<u>Full-Time</u>	<u>Part-Time</u>	<u>Total</u>
Undergraduate Degree Seeking	22	32	23
Undergraduate Non-Degree Seeking	28	26	28
Graduate	31	38	36
First Professional	25	32	26
All Students	22	32	24

Source: Office of Institutional Research and Testing

Degrees

DEGREES CONFERRED BY PROGRAM
ACADEMIC YEAR (SUMMER, FALL, WINTER SEMESTERS)

ALLIED HEALTH SCIENCES	2002-03				2003-04				2004-05			
	CERT	AS	BS	MS	CERT	AS	BS	MS	CERT	AS	BS	MS
HEALTH MANAGEMENT												
Coding/Reimbursement Specialist	35				44				33			
Environmental Health & Safety		1	9			1	12			1	10	
Health Care Systems Administration			13				21				17	
Industrial & Environmental Health Mgmt			1									
Medical Record Administration			7				5				9	
Medical Record Technology		7				20				25		
Occupational Health and Safety					1							
Phelbotomy									3			
TOTAL	35	8	30	0	45	21	38	0	36	26	36	0

HEALTH RELATED PROGRAMS												
Diagnostic Medical Sonography		13				21				12		
Medical Laboratory Technology		1				4				2		
Medical Technology			5				15				11	
Nuclear Medicine Technology		21	2			21	5			34	2	
Opticianry		8										
Radiography		41				41				47		
Respiratory Care		7				8				14		
TOTAL	0	91	7	0	0	95	20	0	0	109	13	0

NURSING & DENTAL HYGIENE												
Dental Hygiene		47				53				61		
Nursing		20	36			35	77			55	48	
Nursing Education									5			
TOTAL	0	67	36	0	0	88	77	0	5	116	48	0

COLLEGE TOTAL	35	166	73	0	45	204	135	0	41	251	97	0
----------------------	-----------	------------	-----------	----------	-----------	------------	------------	----------	-----------	------------	-----------	----------

Source: Office of Institutional Research and Testing

DEGREES/PROGRAMS

DEGREES CONFERRED BY PROGRAM

ACADEMIC YEAR (SUMMER, FALL, WINTER SEMESTERS)

	2002-03				2003-04				2004-05			
	CERT	AS	BA	BS	CERT	AS	BA	BS	CERT	AS	BA	BS
ARTS & SCIENCES												
BIOLOGICAL SCIENCES												
Applied Biology				26				26				44
Biology							1					
Biotechnology				4				4				5
Ornamental Horticulture		16				11				10		
TOTAL	0	16	0	30	0	11	1	30	0	10	0	49
COLLEGE OF ARTS & SCIENCES												
Integrative Studies				1								3
TOTAL	0	0	0	1	0	0	0	0	0	0	0	3
HUMANITIES												
Applied Speech Communication		3		6		5		12		2		11
Communication			1				1				5	
History			3								3	
TOTAL	0	3	4	6	0	5	1	12	0	2	8	11
LANGUAGE & LITERATURE												
English Composition											1	
English Literature							2				6	
Journalism									1			
Tech & Professional Communication				6				10				4
TOTAL	0	0	0	6	0	0	2	10	1	0	7	4
MATHEMATICS												
Applied Mathematics				2				11				7
Mathematics											1	
TOTAL	0	0	0	2	0	0	0	11	0	0	1	7
PHYSICAL SCIENCES												
Chemistry			1				1				4	
Industrial Chemistry Technology		4				11				5		
TOTAL	0	4	1	0	0	11	1	0	0	5	4	0
PRE-PROF NON-SCIENCE												
Liberal Arts		11				13				16		
TOTAL	0	11	0	0	0	13	0	0	0	16	0	0
PRE-PROF SCIENCE												
Pre-Science		43				32				18		
TOTAL	0	43	0	0	0	32	0	0	0	18	0	0
SOCIAL SCIENCES												
Human Services								1				
Psychology				14				10				20
Public Administration				9				12				11
Social Work				33				21				38
Sociology			1				2				4	
TOTAL	0	0	1	56	0	0	2	44	0	0	4	69
COLLEGE TOTAL	0	77	6	101	0	72	7	107	1	51	24	143

Source: Office of Institutional Research and Testing

DEGREES CONFERRED BY PROGRAM
ACADEMIC YEAR (SUMMER, FALL, WINTER SEMESTERS)

BUSINESS	2002-03				2003-04				2004-05			
	CERT	AS	BS	MS	CERT	AS	BS	MS	CERT	AS	BS	MS
ACCOUNTING/FINANCE/ECON/ STATS												
Accountancy		7	15		8	27			3	22		
Accountancy/Finance			4			2				2		
Finance			9			6				8		
Quality and Productivity Management			1									
TOTAL	0	7	29	0	0	8	35	0	0	3	32	0

COMPUTER INFORMATION SYSTEMS												
Accountancy/CIS			1			4				3		
Advanced Studies in Quality Mgmt	7				5				8			
Computer Info Systems		1	61		2	70			2	61		
Computer Info Systems/Management			3			1						
GUI Programming	6											
TOTAL	13	1	65	0	5	2	75	0	8	2	64	0

MANAGEMENT												
Advanced Studies in Global Logistics	5				4				1			
Advanced Studies in Investment	1											
Business Administration			107			95				87		
Culinary Management									2			
General Business		16			25					16		
Hotel Management	2		4			5			10		11	
Human Resource Management	2		13		6	15			6		7	
Insurance			3									
Insurance/Real Estate			1									
International Business	12		7		11	5			8		2	
Legal Assistant		11			4					2		
Legal Studies					7					18		
Management			8			8					4	
Manufacturing Operations Mgt									1			
Operations and Supply Management	5				6	4					1	
Real Estate	1	2			3				3			
Small Business & Entrepreneurship			2			3					11	
Small Business Management	6		6		2	4			4		3	
Sport, Spa, Entertainment Operations									20			
Supervision					2				3			
TOTAL	34	29	151	0	34	36	139	0	58	36	126	0

Source: Office of Institutional Research and Testing

DEGREES CONFERRED BY PROGRAM
ACADEMIC YEAR (SUMMER, FALL, WINTER SEMESTERS)

BUSINESS	2002-03				2003-04				2004-05			
	CERT	AS	BS	MS	CERT	AS	BS	MS	CERT	AS	BS	MS
MARKETING												
Advertising	2		13				8		1		16	
Direct Marketing	19				8				17			
E-Commerce	11				5		1		10			
Food Service Management		1				1				1		
Hospitality Management			4								2	
Marketing	1		24		1		27		1		39	
Marketing/PGM			50				56				39	
Marketing/PTM			15				13				10	
Marketing Research	2								3			
Marketing/Retailing			1				1					
Marketing/Sales	1		3						1			
Music Industry Management			6				11				14	
Public Relations			14				11		1		18	
Resort Management			3				3				3	
Restaurant & Food Industry Mgmt	1	6			13	7			17	12		
Retailing	1						1					
Visual Communication		18	17			11	51			3	18	
Visual Design and Web Media		15				25	9			27	16	
TOTAL	38	40	150	0	27	44	192	0	51	43	175	0

COL OF BUS GRADUATE PROGRAMS												
Advanced Studies in E-Business	33				24				5			
Advanced Studies in Info Security									5			
Advanced Studies in Network Mgmt	12				13				1			
Advanced Studies in Outsourcing									2			
Advanced Studies in Systems Integration									2			
Information Systems Management				90			58					27
Masters of Business Administration							2					14
TOTAL	45	0	0	0	37	0	0	60	15	0	0	41

COLLEGE TOTAL	130	77	395	0	103	90	441	60	132	84	397	41
----------------------	------------	-----------	------------	----------	------------	-----------	------------	-----------	------------	-----------	------------	-----------

Source: Office of Institutional Research and Testing

DEGREES/PROGRAMS

DEGREES CONFERRED BY PROGRAM ACADEMIC YEAR (SUMMER, FALL, WINTER SEMESTERS)

EDUCATION & HUMAN SERVICES	2002-03				2003-04				2004-05			
	CERT	AS	BS	MS	CERT	AS	BS	MS	CERT	AS	BS	MS
CRIMINAL JUSTICE												
Criminal Justice Administration				21				23				21
Criminal Justice			104				93				132	
Pre-Criminal Justice		89				62				89		
TOTAL	0	89	104	21	0	62	93	23	0	89	132	21

LEISURE STUDIES & WELLNESS												
Recreation Leadership & Management			11				9				10	
TOTAL	0	0	11	0	0	0	9	0	0	0	10	0

SCHOOL OF EDUCATION												
Advanced Studies for Total Qual Mgt	5									6		
Allied Health Education			2								1	
Biology Education			6				3				6	
Business Education			7				5				2	
Career & Technical Education				45				43				49
Chemistry Education			1				1				2	
Curriculum & Instruction				12				17				43
Early Childhood Education		12				15				13		
Elementary Education			15				31				59	
English Education			25				27				25	
History Education											1	
Mathematics Education			5				8				5	
Pre-Teaching Elementary		6				4				3		
Pre-Teaching Secondary		2				4						
Social Studies			2				2				4	
Technical Education			15				33				17	
Training in Business & Industry Edu			1									
Wage Earning Home Economics Edu			2				1				2	
TOTAL	5	20	81	57	0	23	111	60	6	16	124	92

TELEVISION PRODUCTION												
Television Production			7				3					
Television & Digital Media Production			9				9				20	
TOTAL	0	0	16	0	0	0	12	0	0	0	20	0

COLLEGE TOTAL	5	109	212	78	0	85	225	83	6	105	286	113
----------------------	----------	------------	------------	-----------	----------	-----------	------------	-----------	----------	------------	------------	------------

Source: Office of Institutional Research and Testing

DEGREES/PROGRAMS

DEGREES CONFERRED BY PROGRAM ACADEMIC YEAR (SUMMER, FALL, WINTER SEMESTERS)

KENDALL	2002-03				2003-04				2004-05			
	CERT	BS	BFA	MS	CERT	BS	BFA	MS	CERT	BS	BFA	MS
DESIGN STUDIES												
Furniture Design			4				10				5	
Illustration			15				23				19	
Illustration - Digital Media			5				3				9	
Industrial Design			8				4				5	
Interior Design			27				35				23	
Visual Communication			32									
Visual Communication - Multi Media			5				11				10	
TOTAL	0	0	96	0	0	0	86	0	0	0	71	0
FINE ARTS/FOUNDATION												
Art Education			2				5				6	
Fine Arts Drawing			8				1				1	1
Fine Arts Painting			6				8	3			15	2
Fine Arts Photography			4				3				11	1
Fine Arts Printmaking							2					
Fine Arts Sculpture			7				4					
Fine Arts Woodwork							5					
MFA Dual Major								2				
TOTAL	0	0	27	0	0	0	28	5	0	0	33	4
LIBERAL ARTS & SCIENCES												
Art History							2					
TOTAL	0	0	0	0	0	2	0	0	0	0	0	0
COLLEGE TOTAL	0	0	123	0	0	2	114	5	0	0	104	4

Source: Office of Institutional Research and Testing

DEGREES/PROGRAMS

DEGREES CONFERRED BY PROGRAM ACADEMIC YEAR (SUMMER, FALL, WINTER SEMESTERS)

MICHIGAN COLLEGE OF OPTOMETRY	2002-03				2003-04				2004-05			
	CERT	AS	BS	OD	CERT	AS	BS	OD	CERT	AS	BS	OD
Optometry				31				32				31
Visual Science			14				10				7	
COLLEGE TOTAL	0	0	14	31	0	0	10	32	0	0	7	31

DEGREES CONFERRED BY PROGRAM ACADEMIC YEAR (SUMMER, FALL, WINTER SEMESTERS)

PHARMACY	2002-03				2003-04				2004-05			
	CERT	AS	BS	Pharm D	CERT	AS	BS	Pharm D	CERT	AS	BS	Pharm D
Pharmacy			12	27				89				118
COLLEGE TOTAL	0	0	12	27	0	0	0	89	0	0	0	118

Source: Office of Institutional Research and Testing

DEGREES CONFERRED BY PROGRAM
ACADEMIC YEAR (SUMMER, FALL, WINTER SEMESTERS)

TECHNOLOGY	2002-03				2003-04				2003-04			
	CERT	AS	BS	MS	CERT	AS	BS	MS	CERT	AS	BS	MS
ARCHITECTURAL TECH & FACILITIES MGMT												
Architectural Technology		25				16				28		
Facilities Management	11		15		8		15		3		5	
Field Engineering									1			
TOTAL	11	25	15	0	8	16	15	0	4	28	5	0
AUTOMOTIVE												
Automotive Body		7				18				13		
Automotive Engineering Technology			7				17				17	
Automotive Service Technology		76				49				63		
Heavy Equipment Service		1										
Performance Machining	9				12				8			
Performance Motorsports	19				15				24			
TOTAL	28	84	7	0	27	67	17	0	32	76	17	0
CONSTRUCTION TECHNOLOGY & MGMT												
Advanced Construction Management	12				1				8			
Building Construction Technology		31				53				43		
Civil Engineering Technology		9				14				12		
Construction Administration	1				14							
Construction Management			59				45				47	
TOTAL	13	40	59	0	15	67	45	0	8	55	47	0
ELECTRONICS/CNS												
Computer Networks & Systems			11				9				8	
Electrical Power Generation	5				8				1			
Electrical/Electronics Engineering			13				14				18	
Industrial Electronics Technology		9				15				3		
TOTAL	5	9	24	0	8	15	23	0	1	3	26	0
HEAVY EQUIPMENT												
Automotive & Heavy Equip Mgmt			34				33				36	
Heavy Equipment Service Engr Tech			18				14				9	
Heavy Equipment Technology		41				29				19		
Komatsu Equipment Repair					1							
TOTAL	0	41	52	0	1	29	47	0	0	19	45	0
HVACR												
HVACR Engineering Technology			30				21				29	
HVACR Technology		27				27				22		
TOTAL	0	27	30	0	0	27	21	0	0	22	29	0

Source: Office of Institutional Research and Testing

DEGREES/PROGRAMS

DEGREES CONFERRED BY PROGRAM ACADEMIC YEAR (SUMMER, FALL, WINTER SEMESTERS)

TECHNOLOGY	2002-03				2003-04				2004-05			
	CERT	AS	BS	MS	CERT	AS	BS	MS	CERT	AS	BS	MS
MANUFACTURING ENGINEERING												
Manufacturing Engineering Technology			40				28				24	
Manufacturing Tooling Technology		12				17				17		
Quality Engineering Technology			3				5				2	
Quality Technology	6				10				13			
TOTAL	6	12	43	0	10	17	33	0	13	17	26	0
MECHANICAL DESIGN												
CAD Drafting & Tool Design Tecnology		14				28				21		
Mechanical Engineering Technology		21	1			22	11			17	16	
Product Design Engineering Technology			35				30				23	
TOTAL	0	35	36	0	0	50	41	0	0	38	39	0
PLASTICS & RUBBER ENG TECHNOLOGY												
Plastics Engineering Technology			46				58				45	
Plastics Technology		49				30				32		
Rubber Engineering Technology			9				15				5	
Rubber Technology		21				11				7		
TOTAL	0	70	55	0	0	41	73	0	0	39	50	0
PRINTING & IMAGING TECHNOLOGY MGMT												
New Media Printing & Publishing			5				5				6	
Printing & Digital Graphic Imaging		15				18				17		
Printing Management			12				8				12	
Printing Technology						2						
TOTAL	0	15	17	0	0	20	13	0	0	17	18	0
SURVEYING ENGINEERING												
Geographic Information	14								7			
Surveying Engineering			22				15				19	
Surveying Technology		2				4				8		
TOTAL	14	2	22	0	0	4	15	0	7	8	19	0
WELDING ENGINEERING TECHNOLOGY												
Welding Engineering Technology			16				26				24	
Welding Technology		19				26				30		
TOTAL	0	19	16	0	0	26	26	0	0	30	24	0
COLLEGE TOTAL	77	379	376	0	69	379	369	0	65	352	345	0

Note: 2002 - 03 FSU conferred 1 BIS degree in Integrative Studies

Source: Office of Institutional Research and Testing

DEGREES/PROGRAMS

DEGREES CONFERRED AT FERRIS STATE UNIVERSITY ACADEMIC YEAR (SUMMER, FALL, WINTER SEMESTERS)

	<u>CERT</u>	<u>ASSOCIATE</u>	<u>BACHELOR</u>	<u>MASTERS</u>	<u>DOCTORATE</u>	<u>TOTAL</u>
1987 - 1988	3	1,040	1,521	20	35	2,619
1988 - 1989	2	1,040	1,559	32	30	2,663
1989 - 1990	6	1,177	1,721	27	33	2,964
1990 - 1991	9	1,107	1,662	31	33	2,842
1991 - 1992	13	1,156	1,790	36	36	3,031
1992 - 1993	7	1,295	1,898	38	35	3,273
1993 - 1994	8	975	1,789	27	36	2,835
1994 - 1995	11	948	1,661	34	40	2,694
1995 - 1996	53	860	1,438	40	35	2,426
1996 - 1997	71	786	1,328	43	41	2,269
1997 - 1998	82	823	1,281	97	40	2,323
1998 - 1999	96	839	1,140	83	41	2,199
1999 - 2000	130	821	1,186	81	44	2,262
2000 - 2001	100	722	1,217	116	52	2,207
2001 - 2002	157	764	1,325	152	45	2,443
2002 - 2003	247	808	1,312	168	58	2,593
2003 - 2004	217	830	1,410	148	121	2,726
2004 - 2005	245	843	1,403	158	149	2,798

Source: Office of Institutional Research and Testing

DEGREES/PROGRAMS

FERRIS STATE UNIVERSITY APPROVED PROGRAMS			
PROGRAM NAMES	COLLEGE	DEPARTMENT	DEGREE
Bachelor of Integrative Studies		N/A	BS
Dental Hygiene	AHS	Nursing & Dental Hygiene	AAS
Diagnostic Medical Sonography	AHS	Health Related	AAS
Environmental Health and Safety Management	AHS	Health Management	BS
Environmental Health and Safety Technology	AHS	Health Management	AAS
Master of Science in Nursing	AHS	Nursing & Dental Hygiene	MSN
Medical Record Administration	AHS	Health Management	BS
Medical Record Technology	AHS	Health Management	AAS
Health Care Systems Administration	AHS	Health Management	BS
Medical Laboratory Technology	AHS	Health Related	AAS
Medical Technology (Career Mobility)	AHS	Health Related	BS
Medical Technology (Integrated)	AHS	Health Related	BS
Nuclear Medicine Technology	AHS	Health Related	AAS
Nuclear Medicine Technology	AHS	Health Related	BS
Nursing	AHS	Nursing & Dental Hygiene	AAS
Nursing	AHS	Nursing & Dental Hygiene	BSN
Nursing	AHS	Nursing & Dental Hygiene	MSN
Radiography	AHS	Health Related	AAS
Respiratory Care	AHS	Health Related	AAS
Applied Biology	A/S	Biological Sciences	BS
Applied Biology/Environmental Biology concentration	A/S	Biological Sciences	BS
Applied Biology/Forensic Biology concentration	A/S	Biological Sciences	BS
Applied Biology/Pre-Dentistry concentration	A/S	Biological Sciences	BS
Applied Biology/Pre-Medicine concentration	A/S	Biological Sciences	BS
Applied Biology/Pre-Physical Therapy concentration	A/S	Biological Sciences	BS
Applied Biology/Pre-Veterinary Medicine concentration	A/S	Biological Sciences	BS
Applied Speech Communication	A/S	Humanities	AA
Applied Speech Communication	A/S	Humanities	BS
Applied Mathematics	A/S	Mathematics	BS
Applied Mathematics/Actuarial Science concentration	A/S	Mathematics	BS
Applied Mathematics/Computer Science concentration	A/S	Mathematics	BS
Applied Math/Operations Research concentration	A/S	Mathematics	BS
Applied Math/Statistics concentration	A/S	Mathematics	BS
Biology	A/S	Biological Sciences	BA
Biochemistry	A/S	Biological Sciences	BA
Biotechnology	A/S	Biological Sciences	BS
Chemistry	A/S	Biological Sciences	BA
Communication	A/S	Humanities	BA
English	A/S	Language and Literature	BA
History	A/S	Humanities	BA
Industrial Chemistry Technology	A/S	Physical Sciences	AAS
Liberal Arts	A/S	N/A	AA
Mathematics	A/S	Mathematics	BA
Ornamental Horticulture Technology	A/S	Biological Sciences	AAS
Pre-Engineering	A/S	N/A	AS
Pre-Law	A/S	N/A	AA
Pre-Mortuary Science	A/S	N/A	AS

Source: Office of Institutional Research and Testing

DEGREES/PROGRAMS

FERRIS STATE UNIVERSITY			
APPROVED PROGRAMS			
PROGRAM NAMES	COLLEGE	DEPARTMENT	DEGREE
Pre-Optometry	A/S	N/A	AS
Pre-Pharmacy	A/S	N/A	AS
Pre-Science	A/S	Mathematics	AS
Psychology	A/S	Social Sciences	BS
Public Administration	A/S	Social Sciences	BS
Social Work	A/S	Social Sciences	BSW
Sociology	A/S	Social Sciences	BA
Tech & Professional Communication/Auto Writing concen	A/S	Language and Literature	BS
Tech & Professional Communication/Comp Info concen	A/S	Language and Literature	BS
Tech & Professional Communication/Journalism concen	A/S	Language and Literature	BS
Tech & Professional Comm./Multi Media Writing concen	A/S	Language and Literature	BS
Tech & Professional Communication/Pub Mgt concen	A/S	Language and Literature	BS
Tech & Professional Comm Scientific & Med Writing concen	A/S	Language and Literature	BS
Accounting	BUS	Accounting, Finance, Econ, & Statistics	AAS
Accounting	BUS	Accounting, Finance, Econ, & Statistics	BB
Accountancy/Professionally Directed track	BUS	Accounting, Finance, Econ, & Statistics	MACT
Accountancy/Public Accounting track	BUS	Accounting, Finance, Econ, & Statistics	BS
Accountancy/Computer Information Systems	BUS	Accounting, Finance, Econ, & Statistics	BS
Accountancy/Finance	BUS	Computer Information Systems	BS
Advertising	BUS	Accounting, Finance, Econ, & Statistics	BS
Business Administration	BUS	Marketing	BS
Business Administration w/ Legal Studies	BUS	Management	BS
Computer Information Systems	BUS	Computer Information Systems	AAS
Computer Information Systems	BUS	Computer Information Systems	BS
Finance	BUS	Accounting, Finance, Econ, & Statistics	BS
General Business	BUS	Management	AAS
Hotel Management with AAS RFIM	BUS	Management	BS
Hotel Management	BUS	Management	BS
Human Resource Management	BUS	Management	BS
Information Systems Management	BUS	Col of Business Graduate Programs	MS
International Business	BUS	Management	BS
Legal Studies	BUS	Management	BS
Management	BUS	Management	AAS
Marketing	BUS	Marketing	BS
Music Industry Management	BUS	Marketing	BS
Operations and Supply Management	BUS	Management	BS
Professional Golf Management	BUS	Marketing	BS
Professional Tennis Management	BUS	Marketing	BS
Master of Business Administration	BUS	Col of Business Graduate Programs	MBA
Public Relations	BUS	Marketing	BS
Resort Management	BUS	Management	BS
Restaurant & Food Industry Management	BUS	Management	AAS
Small Business & Entrepreneurship	BUS	Management	BS
Visual Design and Web Media	BUS	Marketing	AAS
Visual Design and Web Media	BUS	Marketing	BS
Digital Animation and Game Design	CPT	Professional & Technical Studies	BAS
Industrial Technology and Management	CPT	Professional & Technical Studies	BAS

Source: Office of Institutional Research and Testing

DEGREES/PROGRAMS

FERRIS STATE UNIVERSITY			
APPROVED PROGRAMS			
PROGRAM NAMES	COLLEGE	DEPARTMENT	DEGREE
Allied Health Education	EDU	School of Education	BS
Biology Education	EDU	School of Education	BS
Business Education	EDU	School of Education	BS
Career & Technical Education	EDU	School of Education	MS
Chemistry Education	EDU	School of Education	BS
Early Childhood Education	EDU	Child Development	AAS
Early Childhood Education	EDU	Child Development	BAS
Criminal Justice/Corrections option	EDU	Criminal Justice	BS
Criminal Justice/Generalist option	EDU	Criminal Justice	BS
Criminal Justice/Law Enforcement option	EDU	Criminal Justice	BS
Criminal Justice Administration	EDU	Criminal Justice	MS
Curriculum & Instruction - Special Education	EDU	School of Education	M.Ed.
Curriculum & Instruction - Secondary Certification option	EDU	School of Education	M.Ed.
Curriculum & Instruction - Elementary Certificate	EDU	School of Education	M.Ed.
Curriculum & Instruction - Administrative option	EDU	School of Education	M.Ed.
Curriculum & Instruction - Philanthropy option	EDU	School of Education	M.Ed.
Curriculum & Instruction - Reading Endorsement option	EDU	School of Education	M.Ed.
Curriculum & Instruction - Experiential Education	EDU	School of Education	M.Ed.
Elementary Education	EDU	School of Education	BS
English Education	EDU	School of Education	BS
History Education	EDU	School of Education	BS
Mathematics Elementary	EDU	School of Education	BS
Pre-Criminal Justice	EDU	Criminal Justice	AA
Pre-Teaching Elementary	EDU	School of Education	AA
Pre-Teaching Secondary	EDU	School of Education	AA
Recreation Leadership & Management	EDU	Leisure Studies & Wellness	BS
Social Studies	EDU	School of Education	BS
Technical Education	EDU	School of Education	BS
Television and Digital Media Production	EDU	Television Production	BS
Training in Business and Industry	EDU	School of Education	BS
Wage Earning Home Economics Education	EDU	School of Education	BS
Art Education	KEN	Fine Arts/Foundation	BFA
Art History	KEN	Liberal Arts & Sciences	BS
Digital Media	KEN	Design Studies	BFA
Graphic Design	KEN	Design Studies	BFA
Fine Arts	KEN	Fine Arts/Foundation	BFA
Fine Arts Drawing	KEN	Fine Arts/Foundation	BFA
Fine Arts Drawing	KEN	Fine Arts/Foundation	MFA
Fine Arts Painting	KEN	Fine Arts/Foundation	BFA
Fine Arts Painting	KEN	Fine Arts/Foundation	MFA
Fine Arts Photography	KEN	Fine Arts/Foundation	BFA
Fine Arts Photography	KEN	Fine Arts/Foundation	MFA
Fine Arts Printmaking	KEN	Fine Arts/Foundation	BFA
Fine Arts Printmaking	KEN	Fine Arts/Foundation	MFA
Fine Arts Sculpture	KEN	Fine Arts/Foundation	BFA
Fine Arts Woodwork	KEN	Fine Arts/Foundation	BFA
Furniture Design	KEN	Design Studies	BFA
Illustration	KEN	Design Studies	BFA
Industrial Design	KEN	Design Studies	BFA
Interior Design	KEN	Design Studies	BFA
Painting	KEN	Fine Arts/Foundation	BFA
Photography	KEN	Fine Arts/Foundation	BFA
Sculpture/Functional Art	KEN	Fine Arts/Foundation	BFA

DEGREES/PROGRAMS

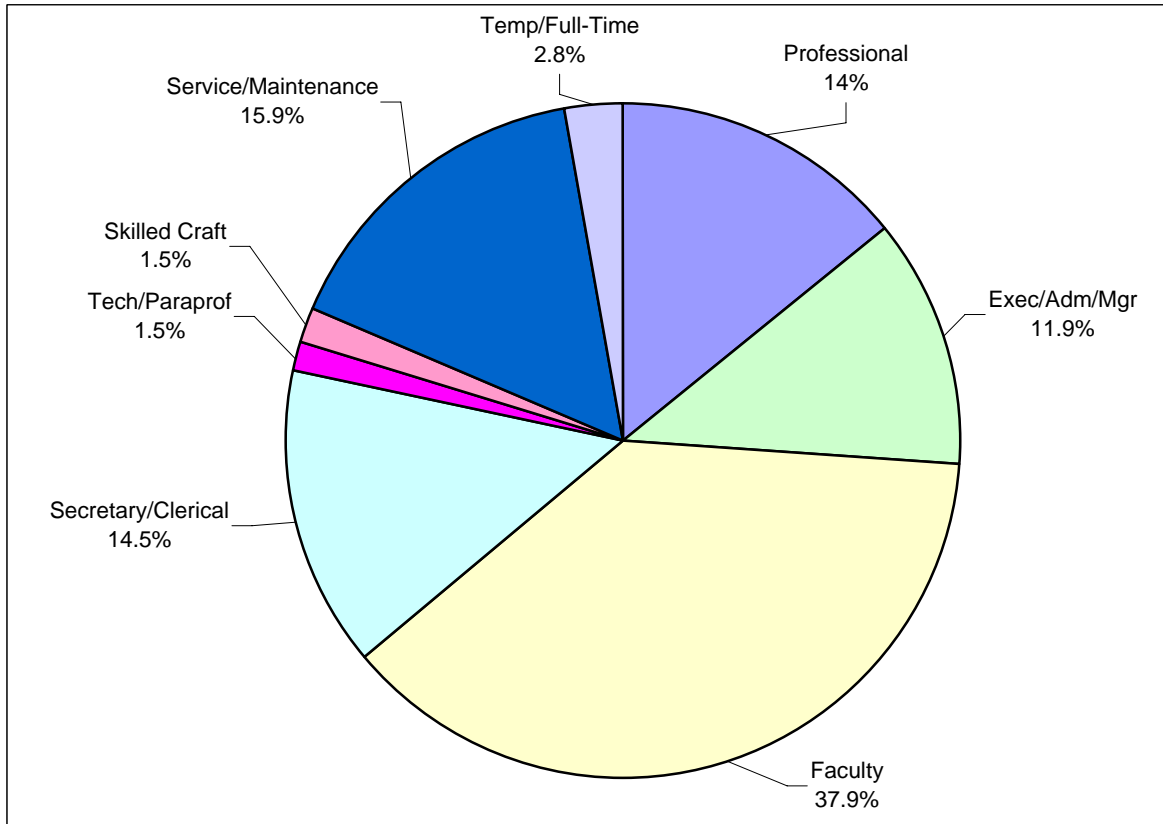
FERRIS STATE UNIVERSITY APPROVED PROGRAMS			
PROGRAM NAMES	COLLEGE	DEPARTMENT	DEGREE
Optometry	OPT	Optometry	OD
Doctor of Pharmacy	PHR	Pharmacy	Pharm.D.
Architectural Technology	TEC	Architectural Tech & Facilities Mgmt	AAS
Automotive and Heavy Equipment Management	TEC	Automotive	BS
Automotive Body	TEC	Automotive	AAS
Automotive Engineering Technology	TEC	Automotive	BS
Automotive Service Technology	TEC	Automotive	AAS
Building Construction Technology	TEC	Construction Tech & Management	AAS
CAD Drafting & Tool Design Technology	TEC	Mechanical Design	AAS
Civil Engineering Technology	TEC	Construction Tech & Management	AAS
Computer Networks & Systems	TEC	Electronics/CNS	BS
Construction Management	TEC	Construction Tech & Management	BS
Construction Management/Highway/Bridge emphasis	TEC	Construction Tech & Management	BS
Construction Management/Comm/Indust Bldg emphasis	TEC	Construction Tech & Management	BS
Electrical/Electronics Eng Tech	TEC	Electronics/CNS	BS
Facilities Management	TEC	Architectural Tech & Facilities Mgmt	BS
Heavy Equipment Service Engineering Technology	TEC	Heavy Equipment	BS
Heavy Equipment Service Technology	TEC	Heavy Equipment	AAS
HVACR Engineering Technology	TEC	HVACR	BS
HVACR Technology	TEC	HVACR	AAS
Industrial Electronics Technology	TEC	Electronics/CNS	AAS
Manufacturing Engineering Technology	TEC	Manufacturing Engineering Tech	BS
Manufacturing Tooling Technology	TEC	Manufacturing Engineering Tech	AAS
Mechanical Engineering Technology	TEC	Mechanical Design	AAS
Mechanical Engineering Technology	TEC	Mechanical Design	BS
New Media Printing & Publishing	TEC	Printing & Imaging Tech Management	BS
Plastics Engineering Technology	TEC	Plastics & Rubber	BS
Plastics Technology	TEC	Plastics & Rubber	AAS
Printing Management	TEC	Printing & Imaging Tech Management	BS
Printing & Digital Graphic Imaging Technology	TEC	Printing & Imaging Tech Management	AAS
Product Design Engineering Technology	TEC	Mechanical Design	BS
Quality Engineering Technology	TEC	Manufacturing Engineering Tech	BS
Rubber Engineering Technology	TEC	Plastics & Rubber	BS
Rubber Technology	TEC	Plastics & Rubber	AAS
Surveying Engineering	TEC	Surveying Engineering	BS
Surveying Technology	TEC	Surveying Engineering	AAS
Welding Engineering Technology	TEC	Welding Engineering Technology	BS
Welding Technology	TEC	Welding Engineering Technology	AAS

Source: Office of Institutional Research and Testing

Faculty / Staff

**UNIVERSITY STAFF BY JOB CATEGORY AND SEX
FALL 2005**

FULL-TIME



JOB CATEGORY	MALE		FEMALE		TOTAL	
	NUMBER	PERCENT	NUMBER	PERCENT	NUMBER	PERCENT
Professional	85	44.3%	107	55.7%	192	14.0%
Exec/Adm/Mgr	95	57.9%	69	42.1%	164	11.9%
Faculty	335	64.4%	185	35.6%	520	37.9%
Secretary/Clerical	4	2.0%	196	98.0%	200	14.5%
Tech/Paraprof	7	35.0%	13	65.0%	20	1.5%
Skilled Craft	19	95.0%	1	5.0%	20	1.5%
Service/Maintenance	127	58.3%	91	41.7%	218	15.9%
Temporary Full-Time *	17	43.6%	22	56.4%	39	2.8%
TOTAL	689	50.2%	684	49.8%	1,373	100.0%

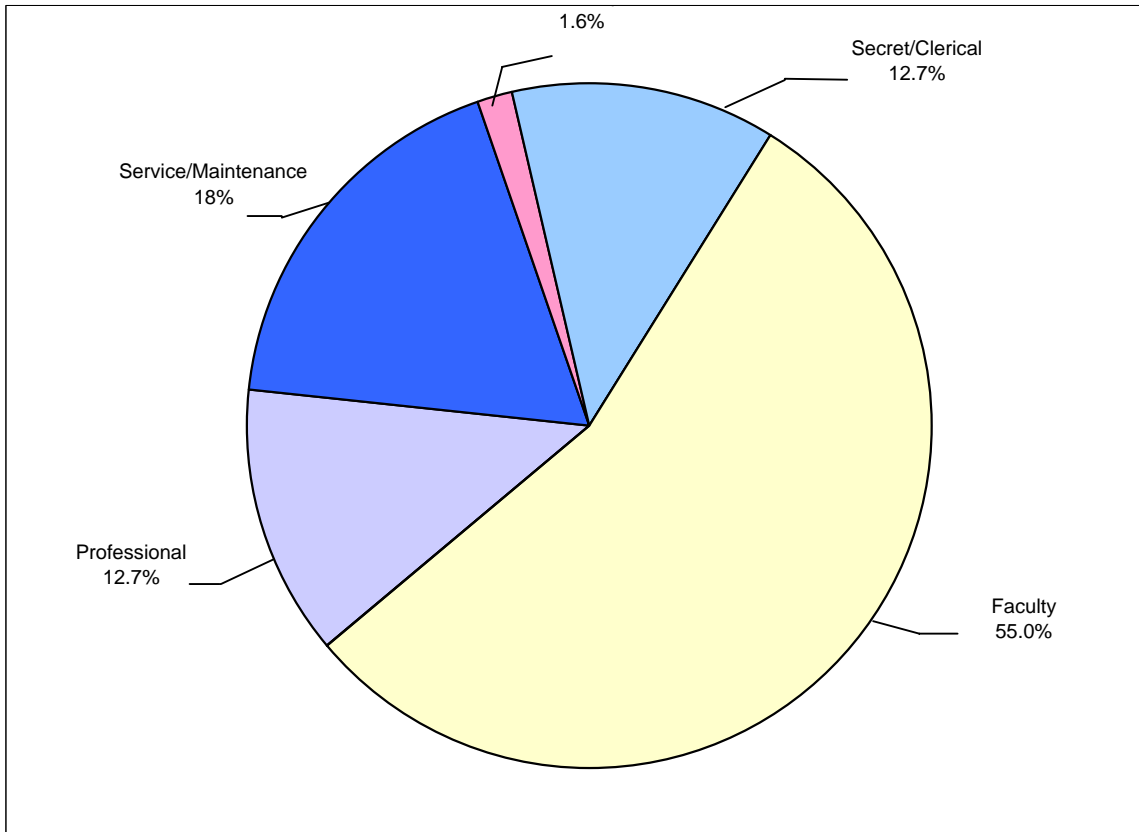
* Temporary Full-time includes all employees in an "O" assignment that are not permanent positions

Source: Office of Human Resource Development

FACULTY/STAFF

UNIVERSITY STAFF BY JOB CATEGORY AND SEX FALL 2005

PART-TIME

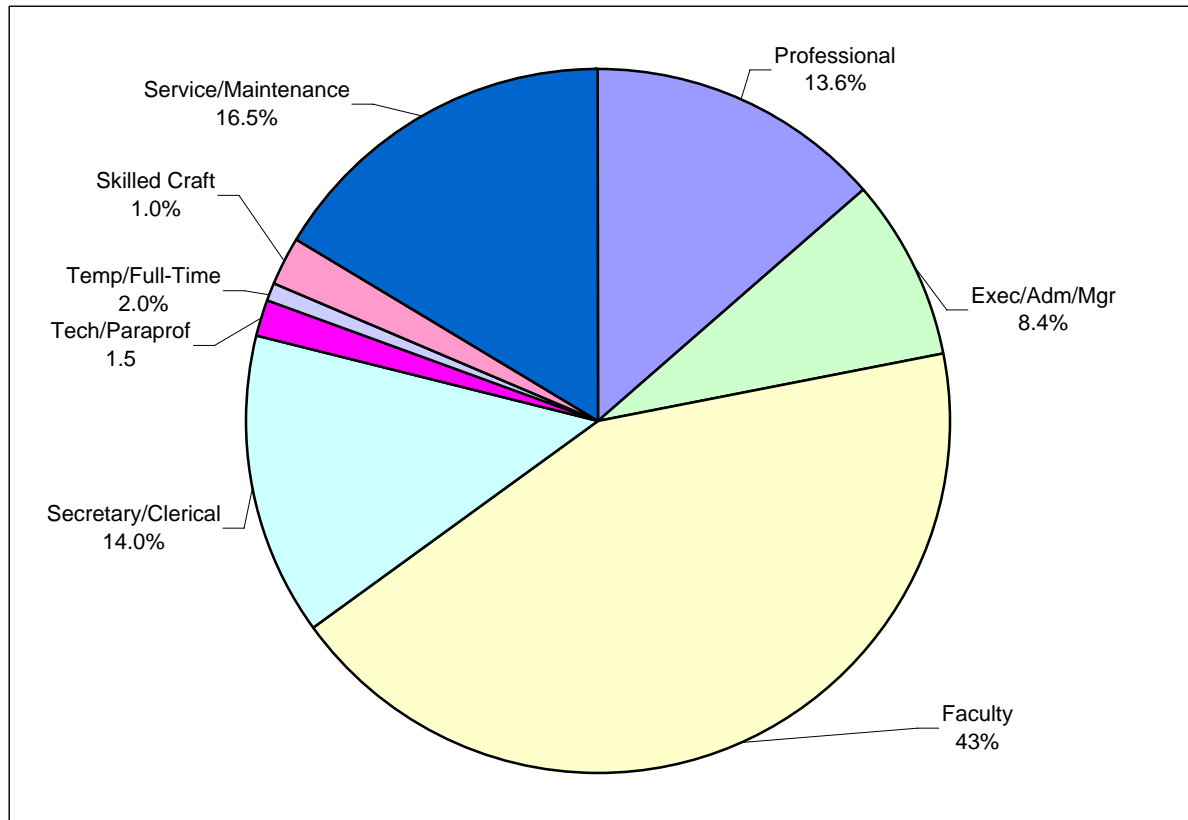


<u>JOB CATEGORY</u>	<u>MALE</u>		<u>FEMALE</u>		<u>TOTAL</u>	
	<u>NUMBER</u>	<u>PERCENT</u>	<u>NUMBER</u>	<u>PERCENT</u>	<u>NUMBER</u>	<u>PERCENT</u>
Professional	39	54.2%	33	45.8%	72	12.7%
Faculty	142	45.4%	171	54.6%	313	55.0%
Secretary/Clerical	4	5.6%	68	94.4%	72	12.7%
Tech/Paraprof	5	55.6%	4	44.4%	9	1.6%
Skilled Craft	0	0.0%	0	0.0%	0	0.0%
Service/Maintenance	32	31.1%	71	68.9%	103	18.0%
TOTAL	222	39.0%	347	61.0%	569	99.9%

Source: Office of Human Resource Development

**UNIVERSITY STAFF BY JOB CATEGORY AND SEX
FALL 2005**

TOTAL



JOB CATEGORY	MALE		FEMALE		TOTAL	
	NUMBER	PERCENT	NUMBER	PERCENT	NUMBER	PERCENT
Professional	124	47.0%	140	53.0%	264	13.6%
Exec/Adm/Mgr	95	57.9%	69	42.1%	164	8.4%
Faculty	477	57.3%	356	42.7%	833	43.0%
Secretary/Clerical	8	2.9%	264	97.1%	272	14.0%
Tech/Paraprof	12	41.4%	17	58.6%	29	1.5%
Skilled Craft	19	95.0%	1	5.0%	20	1.0%
Service/Maintenance	159	49.5%	162	50.5%	321	16.5%
Temporary Full-Time *	17	43.6%	22	56.4%	39	2.0%
TOTAL	911	46.9%	1031	53.1%	1,942	100.0%

* Temporary Full-Time includes all employees in an "O" assignment that are not permanent positions

Source: Office of Human Resource Development

FACULTY/STAFF

Work Force Analysis Summary Full Time Employees - November 28, 2005

	<u>Female</u>	<u>Male</u>	<u>Total</u>
American Indian/Native Alaskan	4	4	10
Asian or Pacific Islander	8	22	30
Black	11	17	31
Hispanic	6	4	9
White	582	591	1,259
Unknown	0	0	0
Total	611	638	1,339

The following definitions are used in determining racial/ethnic designations:

American Indian or Alaskan Native:

A person having origins in any of the original peoples of North America.

Asian or Pacific Islander:

A person having origins in any of the original peoples of the Far East, Southeast Asia, the Indian Subcontinent or the Pacific Islands.

Black (not of Hispanic Origin):

A person having origins in any of the black racial groups of Africa.

Foreign:

A person who is not a citizen of the United States, and who is in this country on a temporary basis and does not have a right to remain indefinitely.

Hispanic:

A person of Mexican, Puerto Rican, Cuban, Central or South American or other Spanish culture or origin.

White (not of Hispanic origin):

A person having origins in any of the original peoples of Europe, North Africa or the Middle East.

DISTINGUISHED TEACHER AWARDS

The Ferris State University Academic Senate oversees the selection of the Distinguished Teacher Awards.

Teachers receiving this award have been nominated by their peers based on the following criteria:

Teaching excellence; participation in professional development activities; interest in students outside the classroom/laboratory; and exhibiting distinction as a member of the university community.

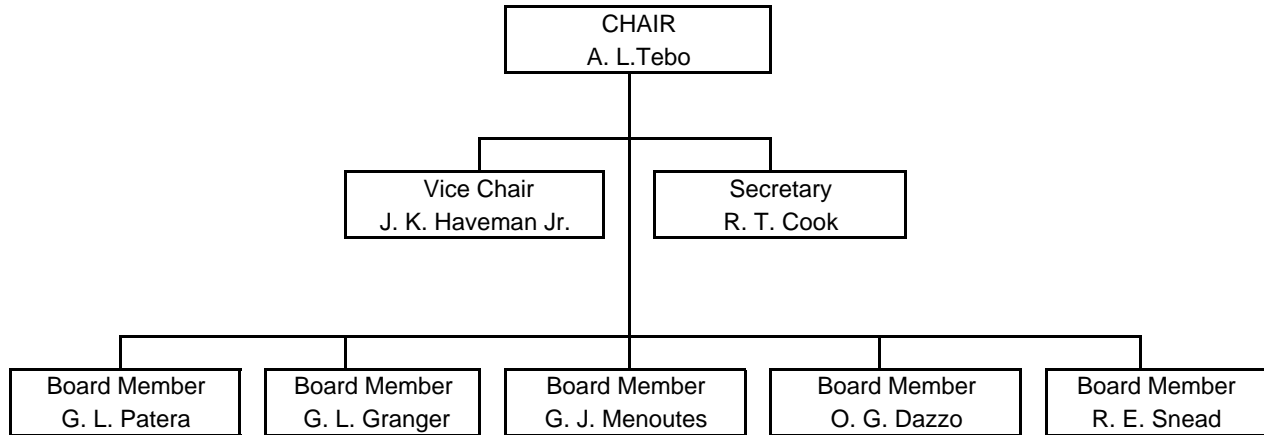
YEAR	RECIPIENT	COLLEGE	YEAR	RECIPIENT	COLLEGE
1964	June B. Carr	Arts & Sciences	1989	James D. Maas	Business
1965	Marguerite Jeserich	Arts & Sciences	1990	Dr. Marilyn Keigley	Business
1966	George Wells	Arts & Sciences	1990	Christine Towner	Allied Health
1967	Garnet Zimmerman	Technology	1991	Dr. Roxanne M. Cullen	Arts & Sciences
1968	Karlis Kazerovskis	Pharmacy	1991	Gary C. Horn	Arts & Sciences
1969	Frank Karas	Arts & Sciences	1992	Bruce L. Beetley	Arts & Sciences
1970	Robert K. Harry	Arts & Sciences	1992	John H. Landis	Allied Health Sciences
1971	Kenneth O. McManis	Arts & Sciences	1993	Doug Fonner	Arts & Sciences
1972	George N. Holcomb	Pharmacy	1993	Terry Nerbonne	Education
1973	Richard Hunter	Allied Health	1994	Fred Lovgren	Business
1974	Roger F. Kennedy	Technology	1994	Edward Stuart	Technology
1975	Everett J. Nienhouse	Arts & Sciences	1995	Maude Bigford	Arts & Sciences
1976	Barbara Sengelau	Allied Health	1995	Judy Schottle	Allied Health Sciences
1977	Max T. Yeley	Technology	1996	Michael Keating	MI College of Opt. at F.S.U.
1978	Richard L. Shaw	Technology	1996	Caroline Stern	Arts & Sciences
1979	Joseph J. Mitala	Pharmacy	1997	Dr. J. Randall Vance	MI College of Opt. at F.S.U.
1980	Sidney P. Sytsma	Business	1998	Dr. Walt Hoeksema	Arts & Sciences
1981	Richard A. Santer	Arts & Sciences	1998	Mitchell LeClaire	Technology
1982	Michael D. Ells	Allied Health	1999	Maryanne Heidemann	Arts & Sciences
1982	Neill H. Nutter	Arts & Sciences	1999	James (Ted) Walker	Arts & Sciences
1983	Herbert L. Carson	Arts & Sciences	2000	Daniel E. Noren	Arts & Sciences
1984	Robert E. Friar	Arts & Sciences	2000	Richard J. Pisacreta	Arts & Sciences
1984	Newell H. Johnson	Technology	2001	Abdollah Ferdowsi	Business
1985	Julia H. Bonkowski	Allied Health	2001	J. Randall Groves	Arts & Sciences
1985	James P. Lehnert	Arts & Sciences	2002	Sheila Squicciarini	Allied Health Sciences
1986	Ada Lou Carson	Arts & Sciences	2003	David Aiken	Arts & Sciences
1987	Michael C. Cooper	Business	2003	David Hanna	Technology
1987	Rose Ann Swartz	Business	2003	Phillip Middleton	Arts & Sciences
1988	Robert C. Ferguson	Arts & Sciences	2004	David Pilgrim	Arts & Sciences
1988	Garth S. McHattie	Education	2005	Robert McCullough	Arts & Sciences
1989	Mark A. Curtis	Technology	2005	Fred Heck	Arts & Sciences

Source: Academic Senate

Organizational Charts

FERRIS STATE UNIVERSITY

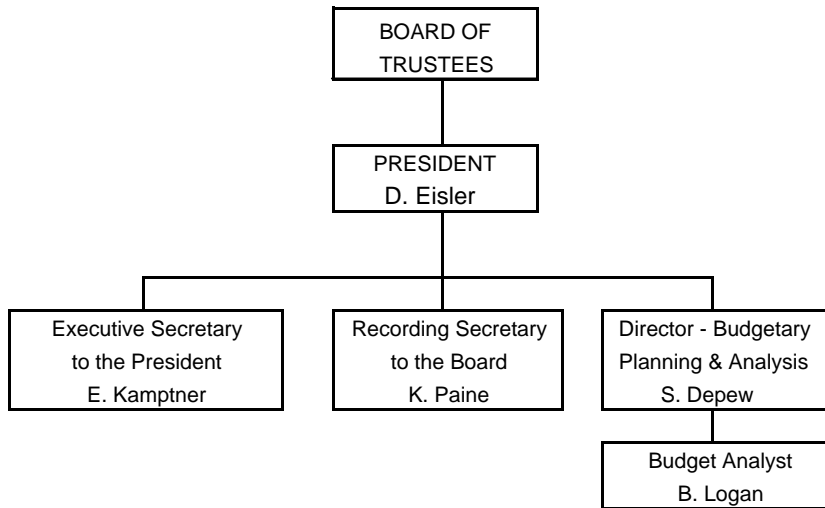
BOARD OF TRUSTEES



ORGANIZATIONAL CHARTS

FERRIS STATE UNIVERSITY

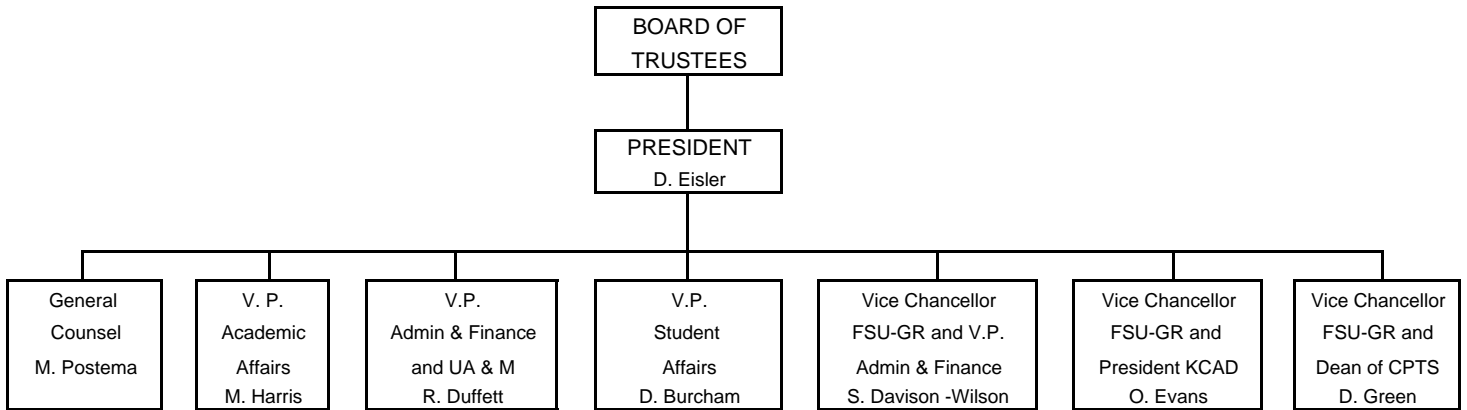
EXECUTIVE DIVISION



ORGANIZATIONAL CHARTS

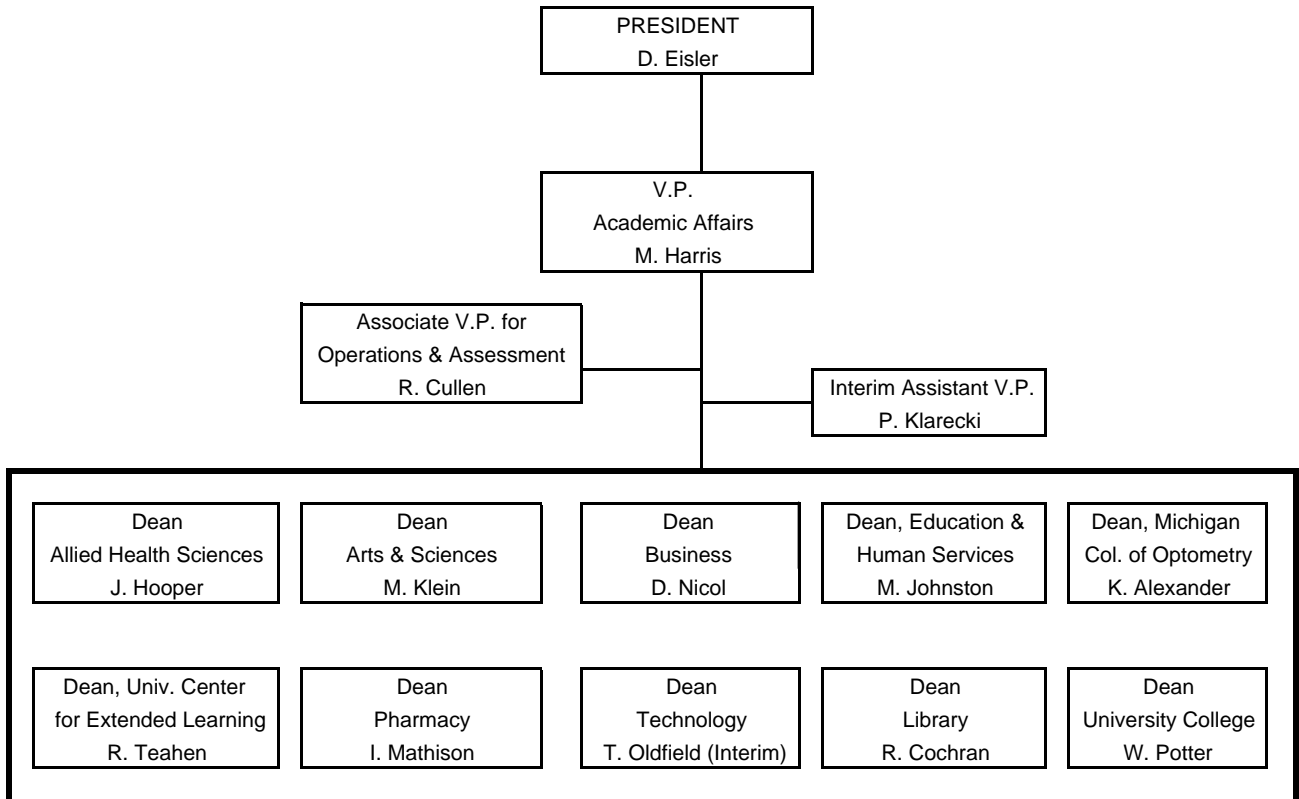
FERRIS STATE UNIVERSITY

PRESIDENT'S COUNCIL

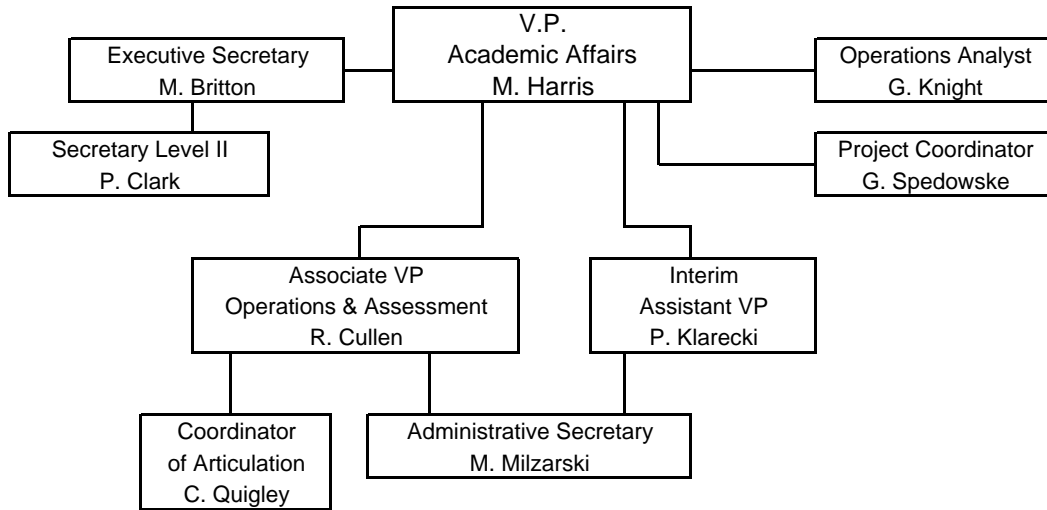


ORGANIZATIONAL CHARTS

FERRIS STATE UNIVERSITY ACADEMIC AFFAIRS DIVISION



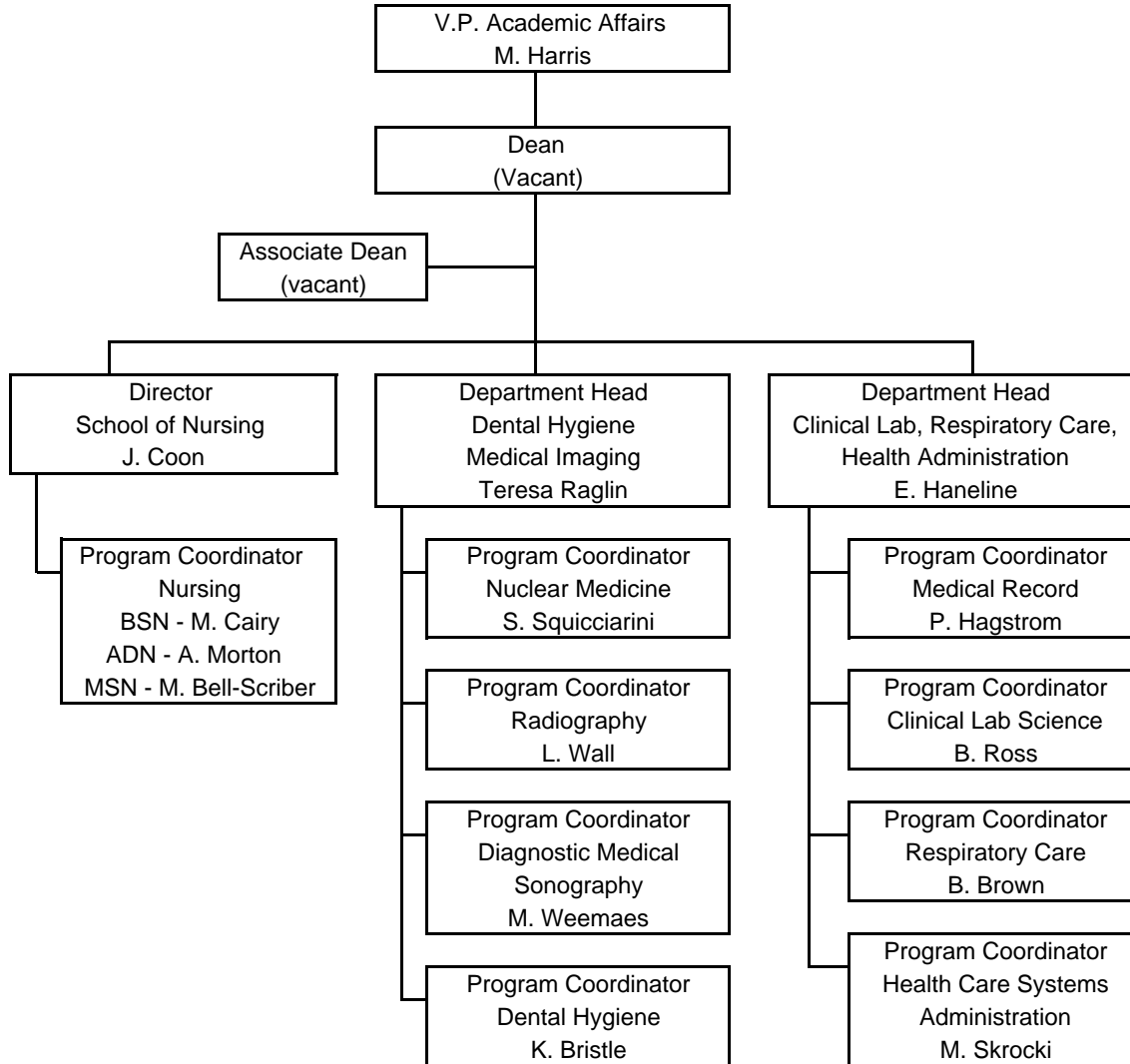
FERRIS STATE UNIVERSITY
OFFICE OF ACADEMIC AFFAIRS



ORGANIZATIONAL CHARTS

FERRIS STATE UNIVERSITY ACADEMIC AFFAIRS DIVISION

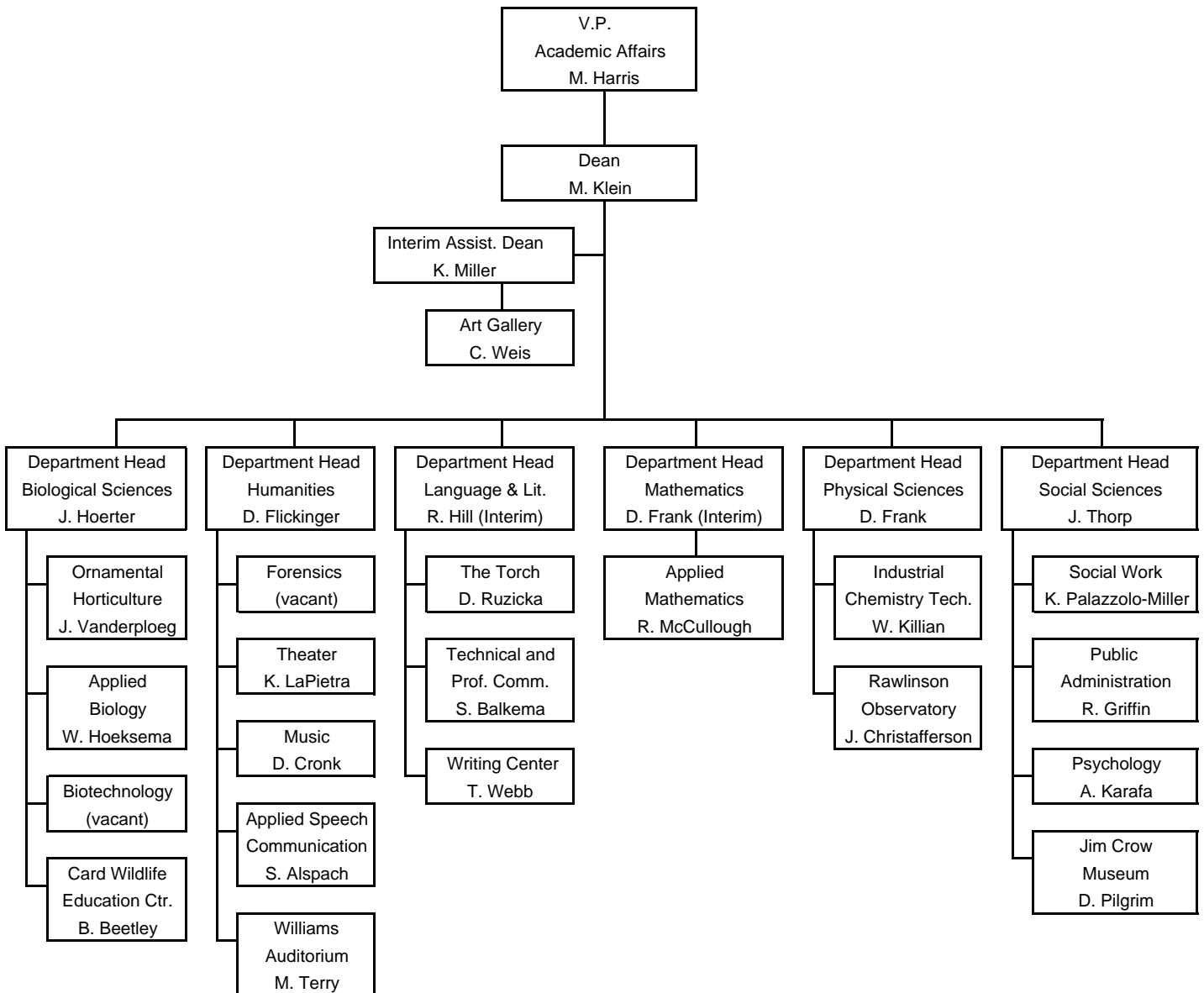
COLLEGE OF ALLIED HEALTH SCIENCES



ORGANIZATIONAL CHARTS

FERRIS STATE UNIVERSITY ACADEMIC AFFAIRS DIVISION

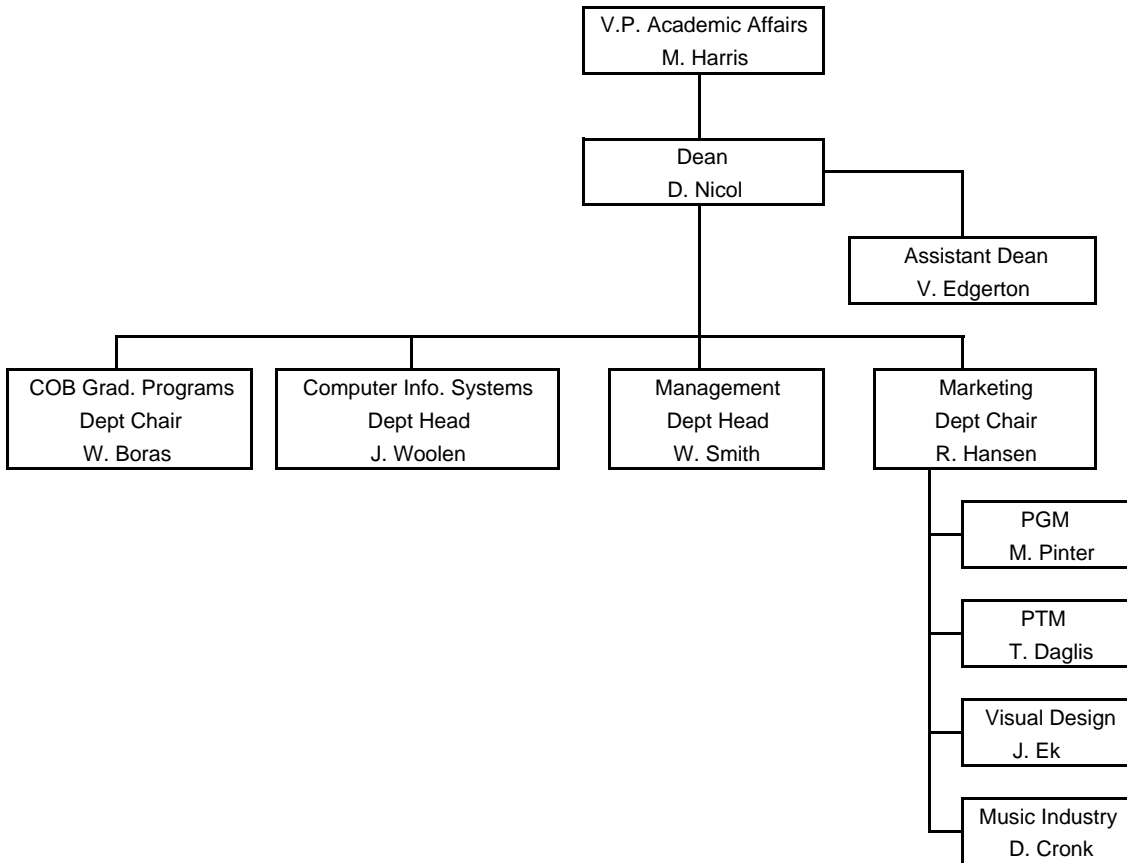
COLLEGE OF ARTS & SCIENCES



ORGANIZATIONAL CHARTS

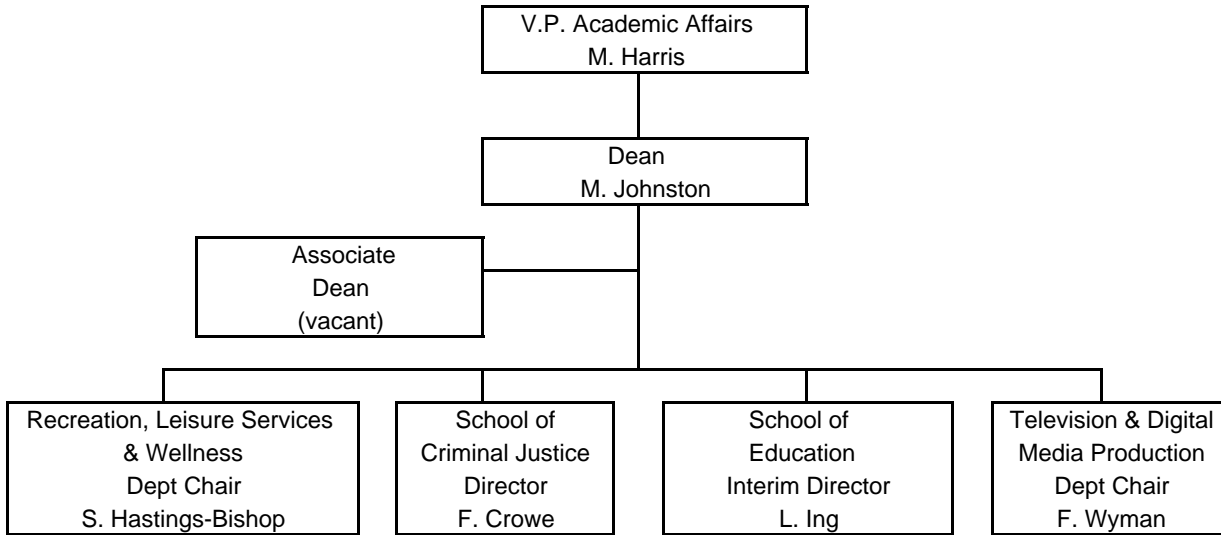
FERRIS STATE UNIVERSITY ACADEMIC AFFAIRS DIVISION

COLLEGE OF BUSINESS



**FERRIS STATE UNIVERSITY
ACADEMIC AFFAIRS DIVISION**

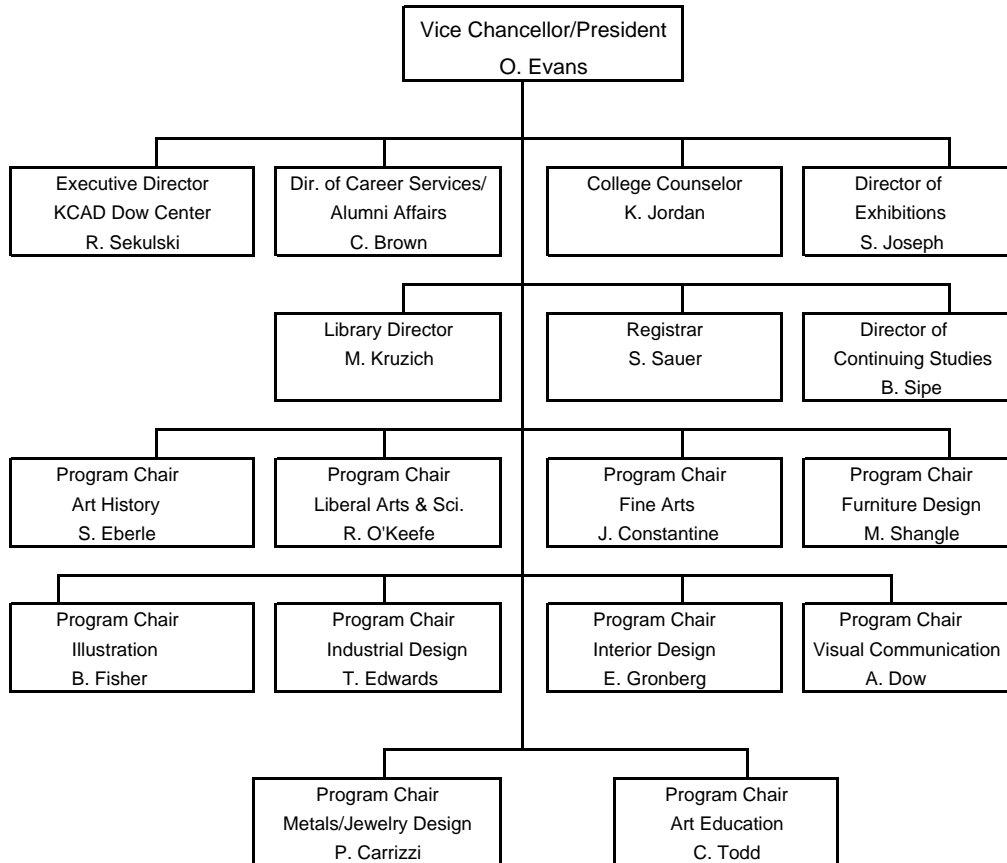
COLLEGE OF EDUCATION & HUMAN SERVICES



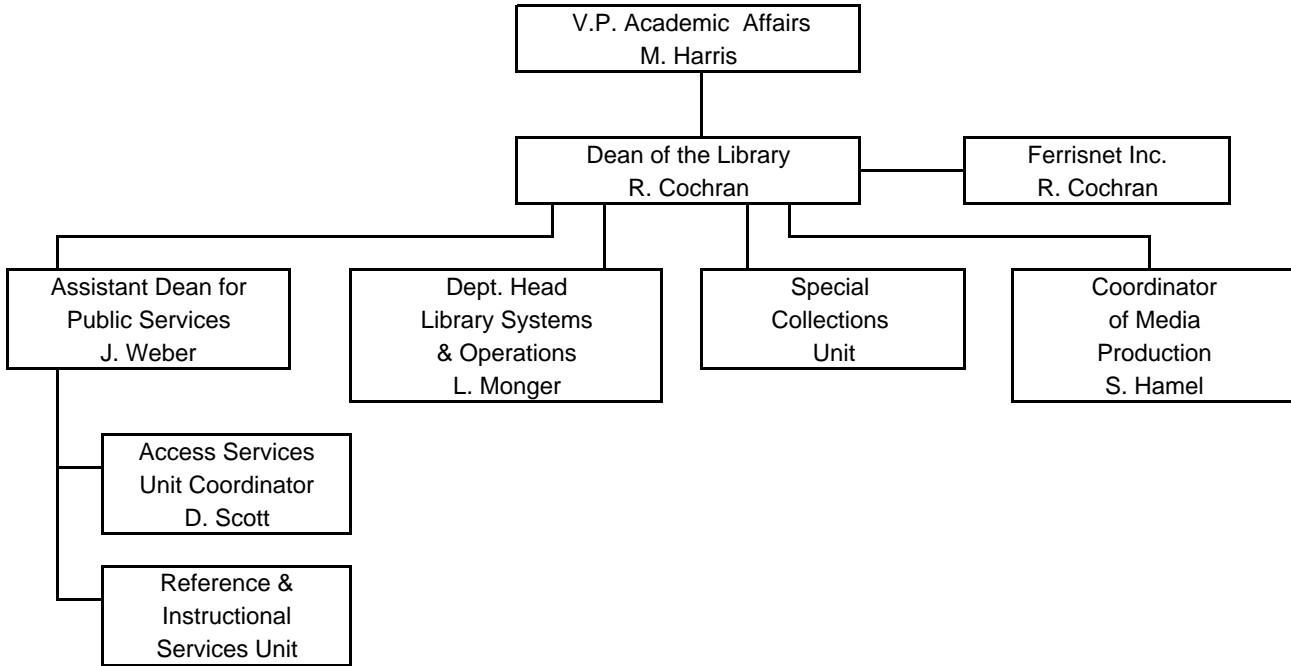
ORGANIZATIONAL CHARTS

FERRIS STATE UNIVERSITY

KENDALL COLLEGE OF ART & DESIGN OF FERRIS STATE UNIVERSITY



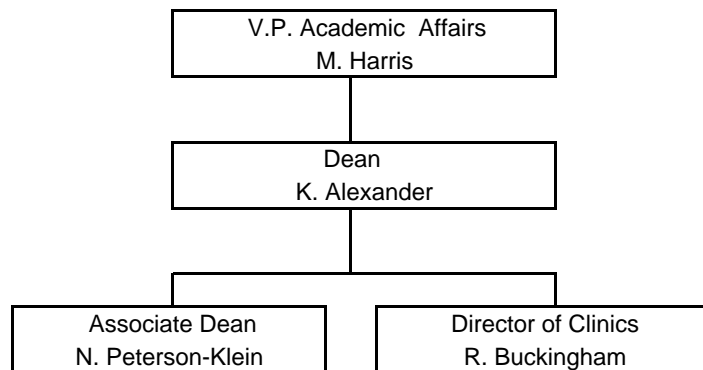
FERRIS STATE UNIVERSITY
ACADEMIC AFFAIRS DIVISION
LIBRARY



ORGANIZATIONAL CHARTS

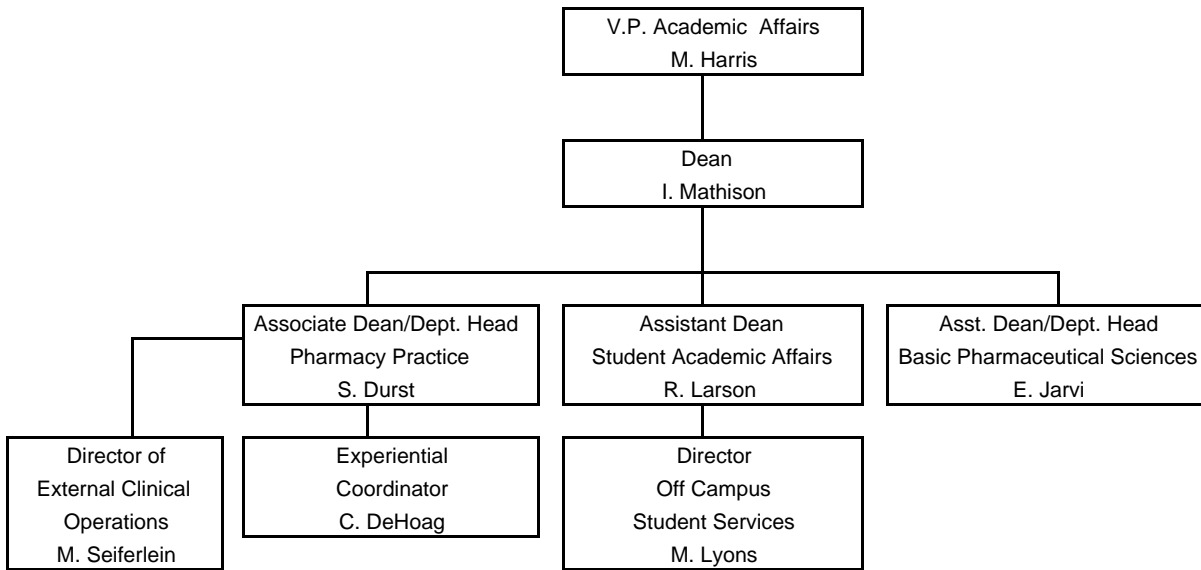
FERRIS STATE UNIVERSITY ACADEMIC AFFAIRS DIVISION

MICHIGAN COLLEGE OF OPTOMETRY AT F.S.U.



**FERRIS STATE UNIVERSITY
ACADEMIC AFFAIRS DIVISION**

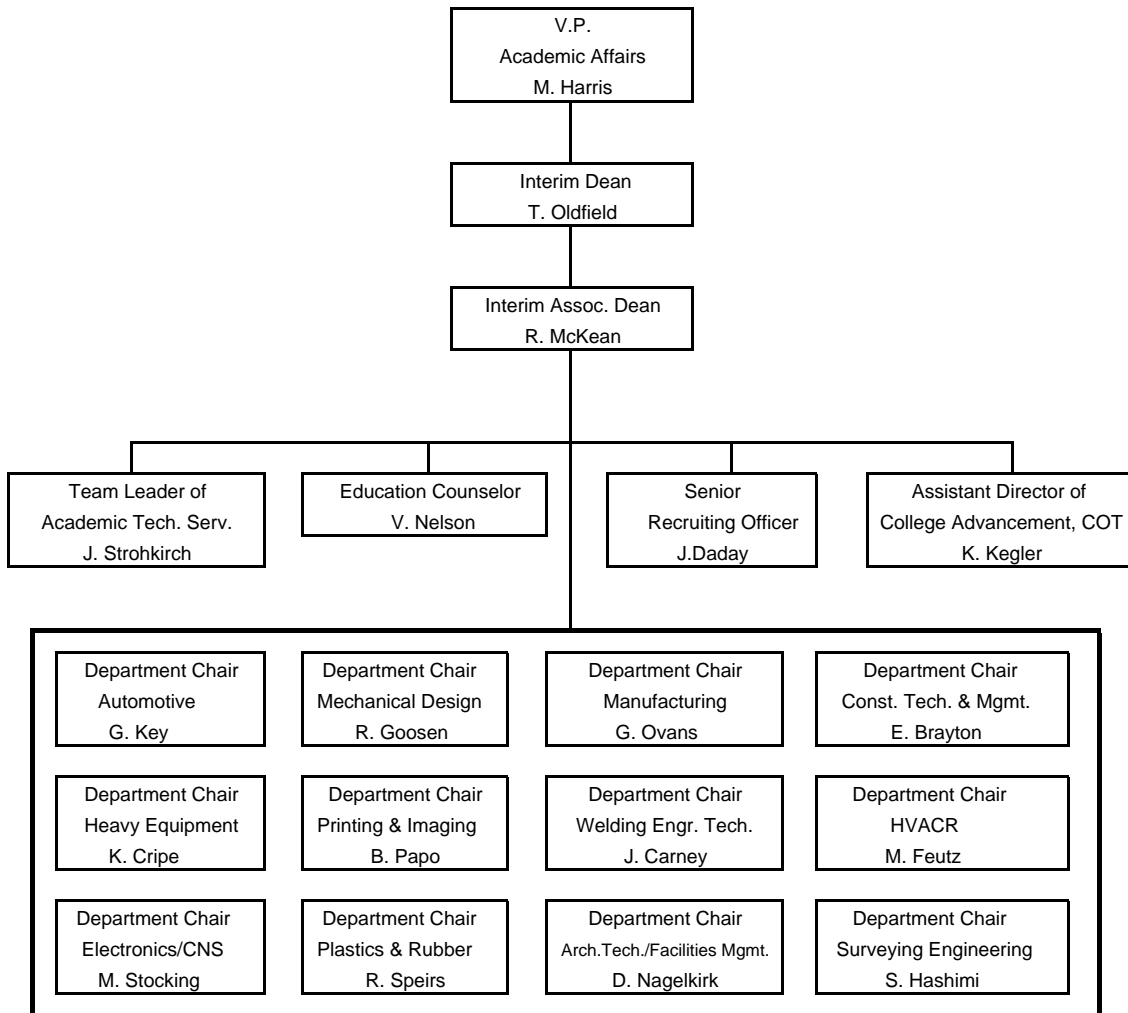
COLLEGE OF PHARMACY



ORGANIZATIONAL CHARTS

FERRIS STATE UNIVERSITY ACADEMIC AFFAIRS DIVISION

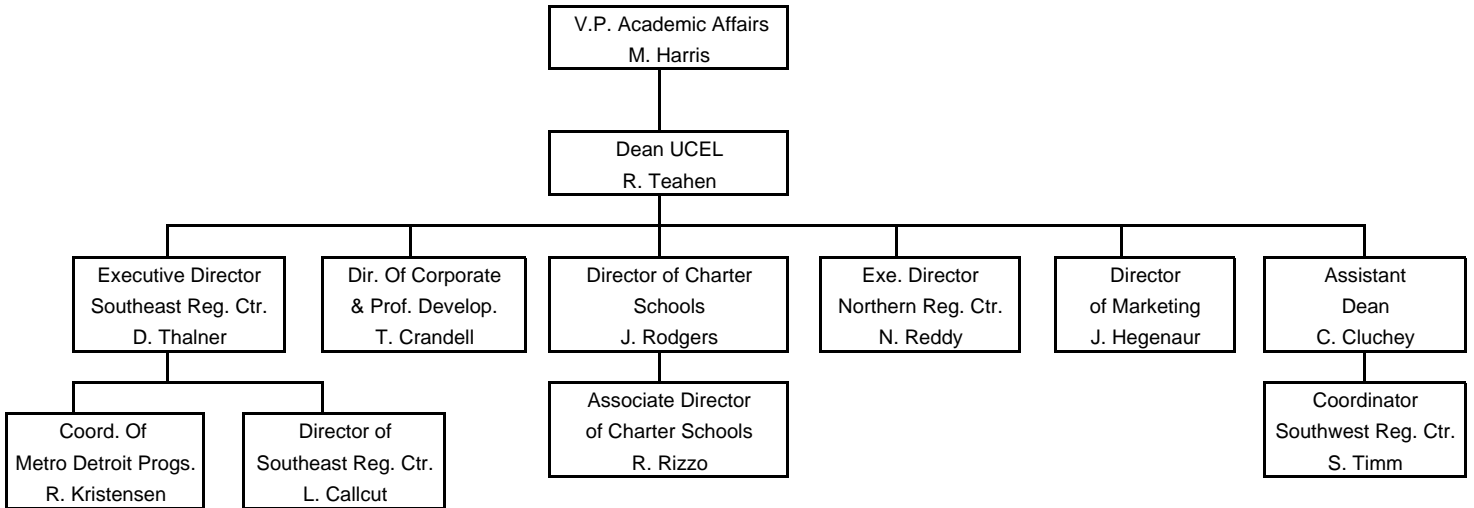
COLLEGE OF TECHNOLOGY



ORGANIZATIONAL CHARTS

FERRIS STATE UNIVERSITY ACADEMIC AFFAIRS DIVISION

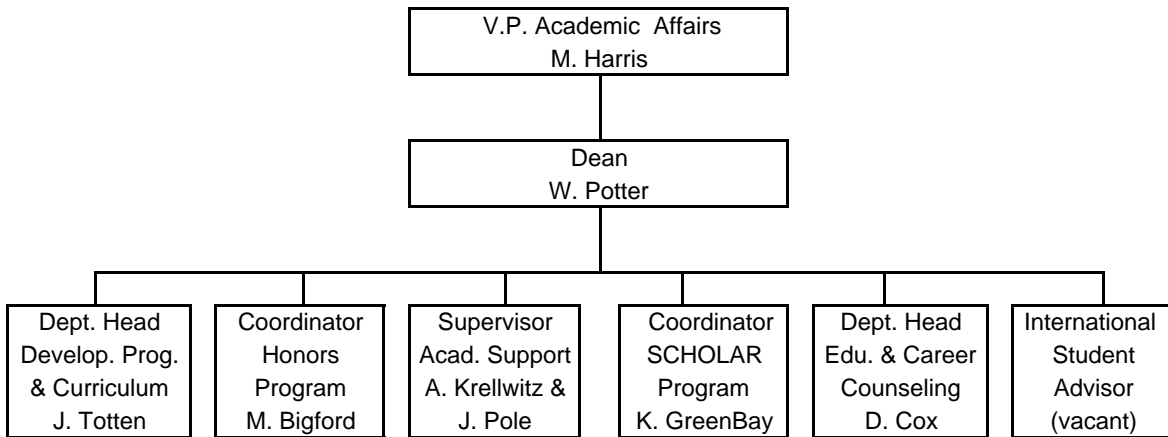
UNIVERSITY CENTER FOR EXTENDED LEARNING



ORGANIZATIONAL CHARTS

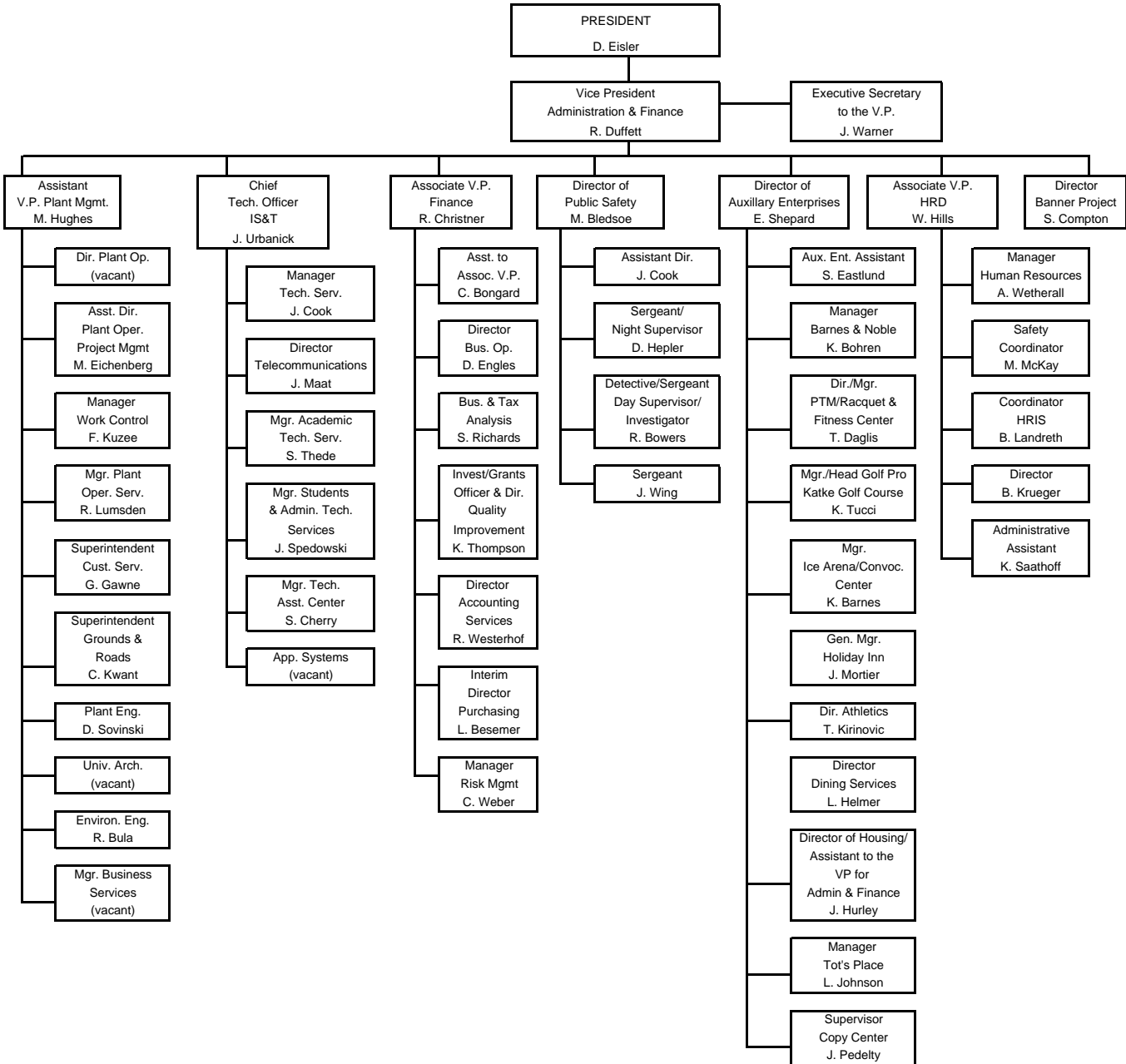
FERRIS STATE UNIVERSITY ACADEMIC AFFAIRS DIVISION

UNIVERSITY COLLEGE



ORGANIZATIONAL CHARTS


FERRIS STATE UNIVERSITY ADMINISTRATION & FINANCE DIVISION



ORGANIZATIONAL CHARTS

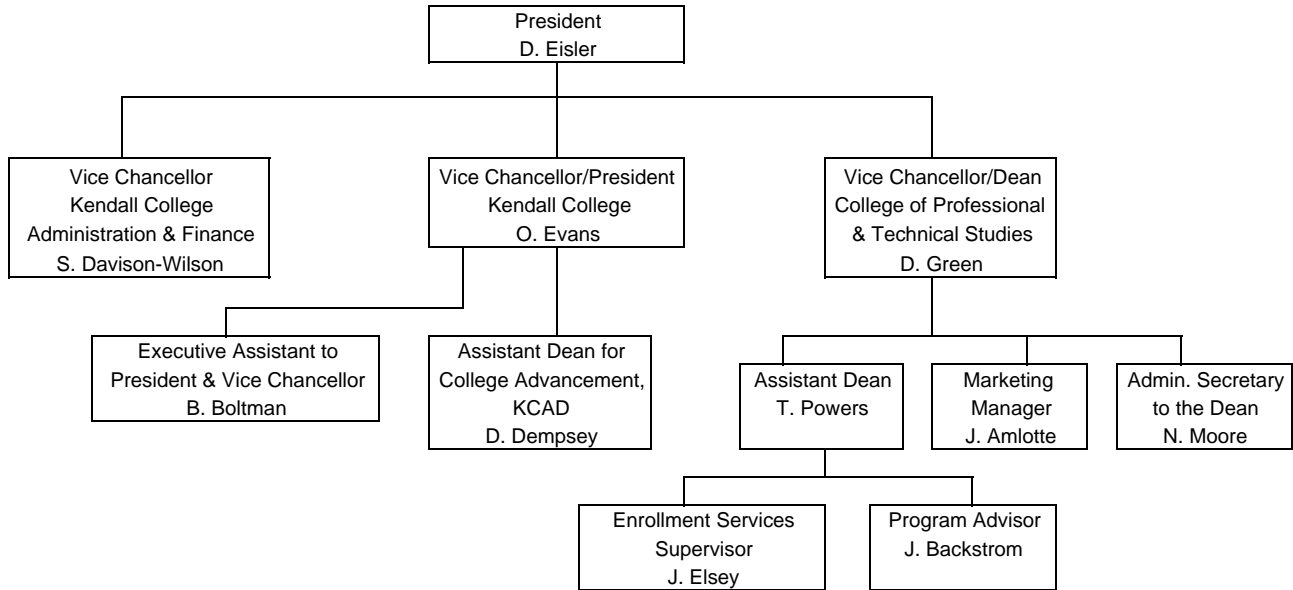
FERRIS STATE UNIVERSITY

KENDALL COLLEGE OF ART & DESIGN OF FERRIS STATE UNIVERSITY ADMINISTRATION & FINANCE



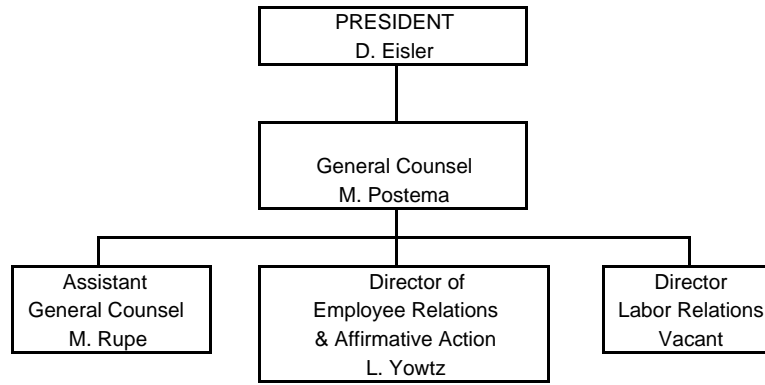
ORGANIZATIONAL CHARTS

FERRIS STATE UNIVERSITY GRAND RAPIDS

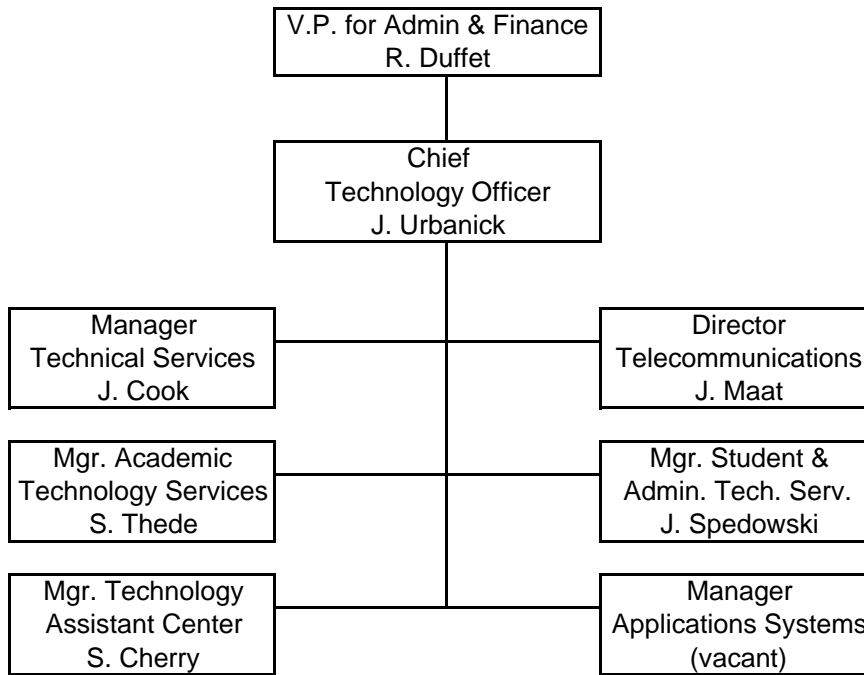


ORGANIZATIONAL CHARTS

Ferris State University
GOVERNMENTAL RELATIONS & GENERAL COUNSEL DIVISION

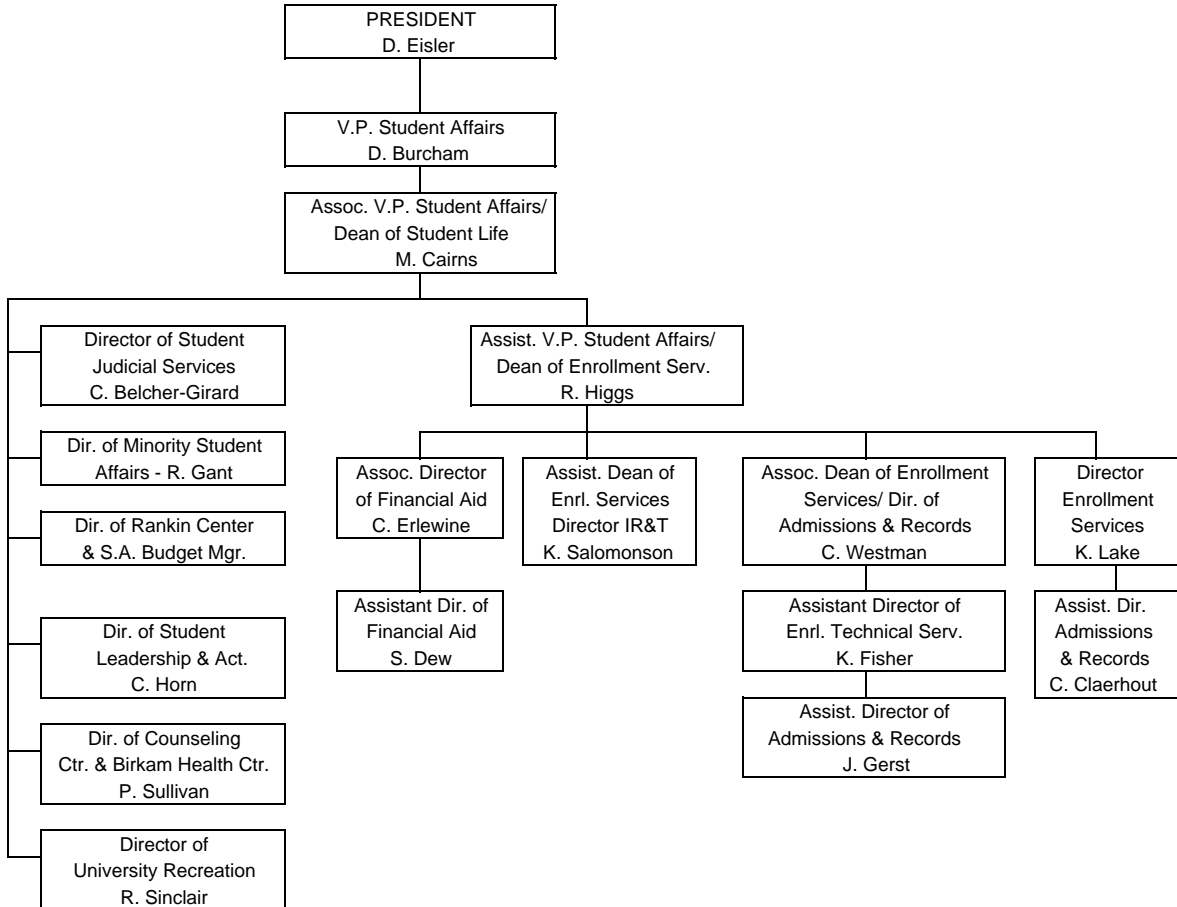


Ferris State University
Information Technology Administration

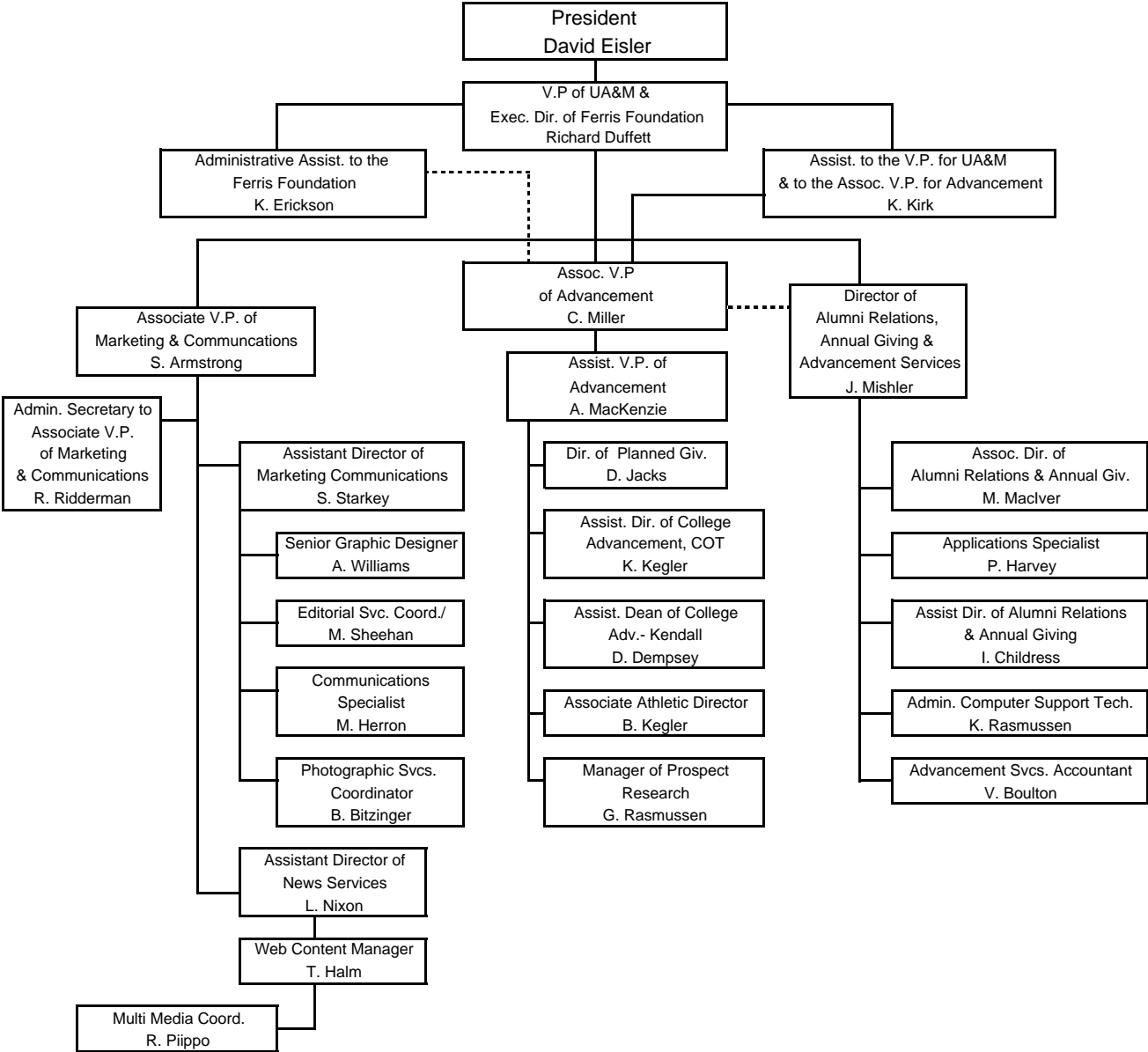


ORGANIZATIONAL CHARTS

FERRIS STATE UNIVERSITY STUDENT AFFAIRS DIVISION



Ferris State University
 University Advancement & Marketing



Alumni

ALUMNI BY STATE 2005

Alabama	128	Kentucky	219	Oregon	141
Alaska	100	Louisiana	49	Pennsylvania	388
Arizona	792	Maine	41	Rhode Island	20
Arkansas	93	Maryland	233	South Carolina	304
Armed Forces California	11	Massachusetts	164	South Dakota	42
Armed Forces Florida	1	Michigan	64,596	Tennessee	374
Armed Forces New York	21	Minnesota	421	Texas	979
California	1,204	Mississippi	38	Utah	57
Colorado	614	Missouri	252	Vermont	37
Connecticut	116	Montana	55	Virginia	433
Delaware	42	Nebraska	54	Washington	290
District of Columbia	33	Nevada	224	West Virginia	45
Florida	2,142	New Hampshire	59	Wisconsin	919
Georgia	601	New Jersey	184	Wyoming	39
Hawaii	51	New Mexico	99		
Idaho	69	New York	393		
Illinois	1,689	North Carolina	564		
Indiana	1,299	North Dakota	19		
Iowa	144	Ohio	1,244		
Kansas	108	Oklahoma	104		
Canada	295				
Other Countries	831				

Source: University Advancement & Marketing

ALUMNI

ALUMNI BY COLLEGE 2005

	<u>Active Alumni</u>	<u>Total Alumni</u>
Allied Health Sciences	13,205	13,379
Arts & Sciences	12,502	16,141
Business	32,911	36,934
Education & Human Services	10,487	10,951
Michigan College of Optometry at FSU	1,660	1,686
Pharmacy	5,976	8,052
Technology	23,620	24,450
Total	100,361	111,593

Total Donations - Fiscal Year 2005

\$5,199,904

Numbers may be duplicated if a degree was earned from more than one college.

Active includes everyone except deceased alumni.

Source: University Advancement & Marketing

PLACEMENT RATES

<u>Categories</u>	<u>1999-00</u>	<u>2000-01</u>	<u>2001-02</u>	<u>2002-03</u>	<u>2003-04</u>
Placement rate includes graduates who are continuing their education or are employed.	98%	97%	96%	97%	98%
Individuals in job market who found jobs.	97%	96%	94%	95%	94%
Graduates in job market employed in their field.	90%	91%	90%	91%	90%
Response rate of grads completing follow-up survey.	63.8%	52.8%	59.3%	49.0%	48.0%

Associate Degree students continuing their education	66%	62%	61%	62%	65%
--	-----	-----	-----	-----	-----

In 2003-04 58% continued at Ferris State University
 In 2002-03 58% continued at Ferris State University
 In 2001-02 57% continued at Ferris State University
 In 2000-01 57% continued at Ferris State University
 In 1999-00 58% continued at Ferris State University

Respondents who are working and continuing their education concurrently are reported in both of these categories. The placement rate includes individuals only once and does not include not seeking.

Source: Office of Institutional Research & Testing

ALUMNI

RECIPIENTS OF ALUMNI AWARDS

Since 1956, Commencement week activities have included the presentation by the Ferris State University Alumni Association of Distinguished Alumni Awards recognizing exceptional career success and noteworthy fidelity and devotion to the University. Recipients are:

1956 Frederick L. Caldena Ralph Pino Nate S. Shapero	1965 Leo F. Duggan C. Gordon Phillips George C. Quinnell	1975 Rex O. Graff Fred Schnarr Chester I. Williams	1985 Jean D. Deupree Arnold L. Johnson Bruce N. Parsons	1994 Joseph C. Barney, Jr. Vernita Burrows R. Thomas Cook Kenneth Hoexum Robert N. Tenney
1957 Walter R. Braund Jean DeBoer Edward M. Sharpe	1966 L. Dale Faunce Carlton H. Runcieman	1976 S. John Byington Gerald L. DeHaan Clare G. Johnson H. James Renaud	1986 Richard L. Antonini Bertil G. Carlson Kenneth L. Cook Jack D. Lewis	1995 William Adrian Jack Bates John Bradac Lawrence Marfechuk Ronald Snead
1958 C. V. Burnett John H. Butts Ray M. Hardy Maurice C. LaClaire Charles W. Martin Fred B. Post W. C. Taggart Robert H. Wisner	1967 Albert F. Cleveland Roy A. Darling James C. Finney, Sr. Willard J. Nash	1977 James R. Hess Florence I. Holden Robert J. Norsworthy	1987 Maurice Q. Bectel Roger W. Anderson H. Kearney Walters	1996 David V. Dellar
1959 Howard C. Grimes James T. Jones Willard J. Nash Arthur R. Sherk	1968 Norman E. Borgerson Ann W. Sawasky Reuben E. Trippensee	1978 Ruth Gibson Butler Leonard W. Gopp Robert C. Redman	1988 Marjorie L. Fleming George H. Ryan, Sr. Gordon E. Kamstra Charles E. Lippert	1997 John Wheeler
1960 Manley M. Ellis Thomas F. Heatley Thaddeus B. Taylor	1969 Carroll Boutell Elmon Cataline	1979 Peggy A. Frazier Thomas P. Scholler Lee A. Westberg	1989 Albert J. Coudron Kenneth W. Kirk George J. Menoutes Jerry R. Tubbs	1998 Steve Harvey
1961 C. V. Buttleman Merta L. Reed Gideon E. Smith	1970 Charles E. Fairman Ethel Taylor Pierce John Stahlin	1980 E. Elaine Davies Kuno Hammerberg John F. Mangrum	1990 Philip E. Hoffman Dennis B. Lerner Roger G. Stoll Clinton L. Swinehart	1999 Jerry Woodcock
1962 Walter Armbruster Joseph C. Hirschfield Hattie Smith Lear Baribeau	1971 Stanley J. Byington Gerald McKessy Raymond Sines	1981 Alvin L. Burridge Floyd E. Curtis Avis J. Ericson	1991 Darroll Z. Howard Jane Reagan Jones Kenneth E. McCourt	2000 Daniel F. Niccolai
1963 Clare F. Jarecki Charles S. Neithercut John W. Tenny	1972 Clarence Freeman Delbert Long Ramsay Wardrop	1982 Howard L. Dell Jack M. Newcomb Rena D. Westra	1992 Paul E. Boyer Richard E. Hurst Carolyn C. Kilpatrick James Middaugh	2001 Robert S. Buckingham John D. Chinonis Robyn D. Myers Robert K. Scranton
1964 Bess Rose Fishman Lewie H. Hull J. Arthur Pino	1973 Bert C. Brennan Albert B. Doherty, III John W. Spicer Fred A. Westerman	1983 Douglas W. Call Darnell E. Cole Margaret Ethel Denise Elton "Ott" Gingrich	1993 Eugene A. DeFouw Douglas P. Johnson Barbara L. Ottinger Louis M. Sesti	2002 John C. Bond Joseph J. Corcoran II James B. Meyer

The Pacesetter Award recognizes alumni who have been in the job field up to 13 years with exceptional success. Recipients are:

1998 Debra Schults Jacquelyn Keehne-Miron	2001 Paul M. Eichenberg Thomas L. Miller	2004 Bradley A. Henion Kenneth W. Mance Mathew M. Vivona
1999 Brenda Bartz Lisa Dexter	2002 Mechele A. Churchfield Scott M. Mark	2005 Mark Guindon Michael Pung
2000 Frank (Luke) Wyckoff	2003 MaryLee Pakieser James P. Chenier	

Source: University Advancement and Marketing

Budget

**FERRIS STATE UNIVERSITY
FY 2005-06 GENERAL FUND OPERATING BUDGET**

(AMOUNTS IN THOUSANDS)

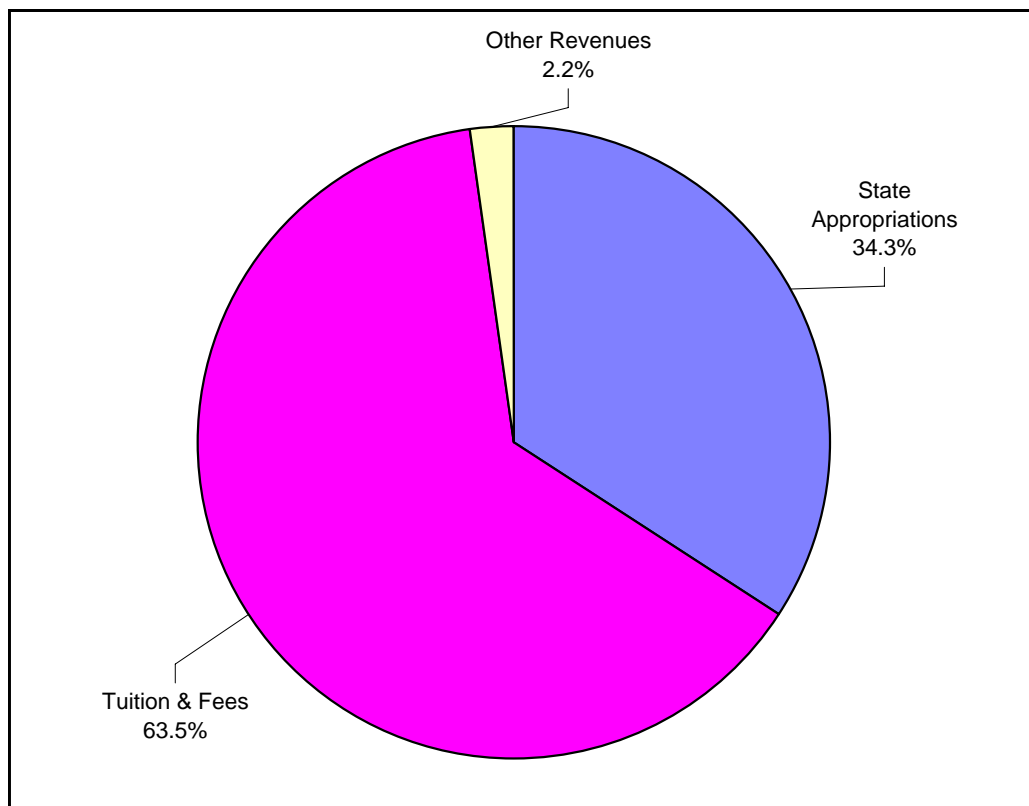
<u>REVENUES</u>	<u>FY 2005-06 OPERATING BUDGET</u>
STATE APPROPRIATIONS	\$48,634
TUITION/FEES	90,176
OTHER REVENUES	<u>3,160</u>
TOTAL REVENUE	\$141,970
<u>EXPENDITURES</u>	
SALARY/WAGE/BENEFIT	\$101,065
OPERATING EXPENSE	32,863
STUDENT ASSISTANCE	8,042
EQUIPMENT	<u>0</u>
TOTAL EXPENDITURES	\$141,970
REVENUE/EXPENDITURE NET	0

Source: Office of Budgetary Planning & Analysis, General Fund Operating Budget FY-05/06

BUDGET

**FERRIS STATE UNIVERSITY
REVENUE SUMMARY**
(AMOUNTS IN THOUSANDS)

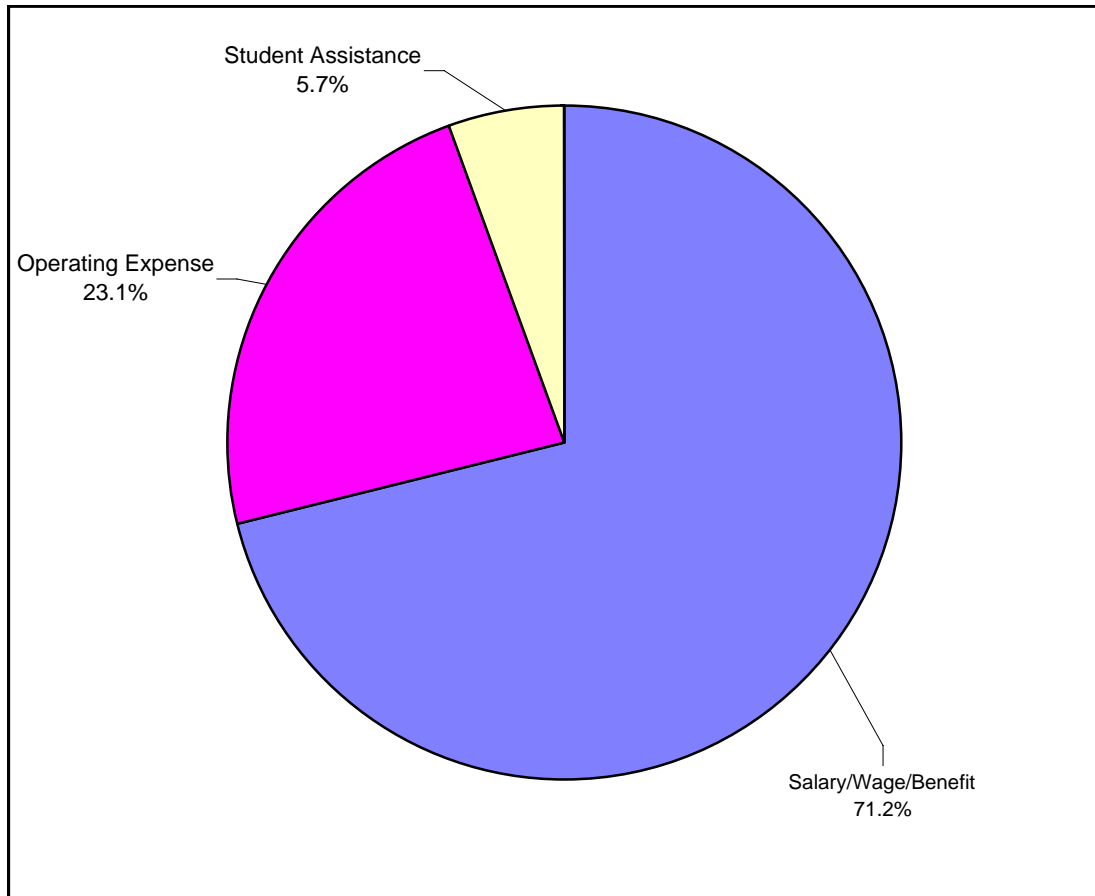
	AMOUNT	PERCENT
STATE APPROPRIATIONS	\$48,634	34.3%
TUITION AND FEES	90,176	63.5%
OTHER REVENUES	3,160	2.2%
TOTAL	\$141,970	



Source: Office of Budgetary Planning & Analysis, General Fund Operating Budget FY-05/06

**FERRIS STATE UNIVERSITY
EXPENDITURE SUMMARY**
(AMOUNTS IN THOUSANDS)

	AMOUNT	PERCENT
SALARY/WAGE/BENEFIT	\$101,065	71.2%
OPERATING EXPENSE	32,863	23.1%
STUDENT ASSISTANCE	8,042	5.7%
EQUIPMENT	0	0.0%
TOTAL	\$141,970	



Source: Office of Budgetary Planning & Analysis, General Fund Operating Budget FY-05/06

Facilities

**SUMMARY OF ALL CAMPUS FACILITIES OWNED OR RENTED
BY FERRIS STATE UNIVERSITY**

BUILDING	SQUARE FEET	CUBIC FEET	CONSTRUCTED OR IMPROVED
GENERAL FUNDED FACILITIES			
ALUMNI BUILDING	34,600	510,000	1929
APPLIED TECHNOLOGY CENTER (RENTED)	223,000		
ARTS & SCIENCE COMMONS	79,259	1,054,984	1996-99
AUTOMOTIVE CENTER	77,000	1,235,400	1956-88
BISHOP HALL	50,900	480,600	1968-87
BUSINESS BUILDING	90,600	700,000	1970
CARILLON TOWER	100	4,900	1968
CONSTRUCTION TECHNOLOGY	75,299	1,358,200	1962, 2003
CREATIVE ARTS	7,200	93,900	1965
DEPT. OF PUBLIC SAFETY	400	3,200	1959-83-99-03
ELASTOMER/PLASTICS CENTER	43,392	510,555	1987-99
EWIGLEBEN SPORTS COMPLEX	76,600	1,280,806	1974-82-99
FLITE LIBRARY	173,484	2,081,800	2001
GENERAL SERVICES BLDG	27,143	490,330	1984-88
GRANGER CENTER (CTC)	75,298	1,358,200	1962-03
GROUPS FACILITIES	9,032	98,856	1979
HEALTH CENTER (50%)	9,200	91,250	1959-67
HEAVY EQUIPMENT TECH	52,000	1,188,000	1987
INSTR RESOURCE CENTER	54,700	630,000	1969
JOHNSON HALL	33,600	328,600	1959
KENDALL COLLEGE OF ART & DESIGN	92,344		
MCKESSY BARN	2,000	36,000	1989
MCKESSY HOUSE	2,800	23,000	1989-97
MUSIC CENTER	10,000	137,900	1962
NORTH STORAGE FACILITY	10,711	152,900	2001
PENNOCK HALL	50,900	480,600	1968-77
PHARMACY BUILDING	62,200	1,214,300	1972
POWER PLANT	19,900	421,900	1955-88
PRAKKEN BUILDING	42,100	503,900	1952
SCIENCE BUILDING	109,148	1,697,000	1955-67-97-99
SOUTH STORAGE FACILITY	12,640	120,080	2004
STARR BUILDING	86,400	1,607,200	1962-96
STUDENT RECREATION CENTER	116,051	2,397,416	1962-99
SWAN BUILDING	133,680	1,706,200	1966-88-04
TIMME CENTER FOR STUDENT SERVICES	59,179	752,227	1967-02
TOP TAGGART (WHEELER PAVILION)	10,593	152,000	2001
VFS ALLIED HEALTH BLDG	67,400	1,493,800	1979
WEST BUILDING	23,700	292,500	1952-85
WEST COMMONS	19,800	269,300	1968
TOTAL GENERAL FUNDED	2,124,353	26,957,804	

Source: University Architect

FACILITIES

SUMMARY OF ALL CAMPUS FACILITIES OWNED OR RENTED BY FERRIS STATE UNIVERSITY

BUILDING	SQUARE FEET	CUBIC FEET	CONSTRUCTED OR IMPROVED
NON-GENERAL FUNDED FACILITIES			
BOND HALL	90,500	820,400	1966
BROPHY HALL	47,000	482,750	1962
CARLISLE HALL	47,200	423,000	1957
CLARK HALL	41,500	360,900	1960
CONFERENCE CENTER	25,238	380,000	1990
COPY CENTER	4,064	39,872	1969
COUNTY STORAGE (RENTED)	20,000	240,000	1989
CRAMER HALL	91,700	824,700	1969
EAST CAMPUS APARTMENTS	72,600	636,200	1955
HALLISY HALL	44,700	406,000	1958
HEALTH CENTER (50%)	9,200	91,250	1959-67
HELEN FERRIS HALL	44,300	383,000	1956
HENDERSON HALL	44,900	405,500	1965
HOLIDAY INN HOTEL	72,789	582,000	1990
ICE ARENA	69,460	980,570	1974-99
KATKE GOLF CART STORAGE	2,800	27,600	1984
KATKE GOLF CLUB HOUSE	5,700	57,000	2000
KATKE GOLF MAINTENANCE BLDG	3,200	44,800	1974
KNOLLCREST COMMONS	11,094	292,860	1961
MASSELINK COMPLEX	104,700	942,300	1955-58
MCNERNEY HALL	47,000	482,750	1962
MERRILL HALL	51,700	515,050	1961
MILLER HALL	47,382	444,245	1963
PICKELL HALL	50,400	468,600	1964
PUTERBAUGH HALL	46,400	436,400	1965
RACQUET BALL FACILITY	50,884	1,244,000	1980-87-01
RANKIN CENTER	109,100	1,385,900	1958-87
SOUTH CAMPUS APARTMENTS	53,200	466,400	1958
SOUTH COMMONS	32,460	400,217	1963-64-94
SOUTHWEST COMMONS	19,500	253,600	1965-86
SOUTHWEST POWER PLANT	2,200	33,200	1964
TAGGART HALL	47,800	450,600	1964
TECHNOLOGY TRANSFER CENTER	16,836	192,612	1985-87
TRAVIS HALL	51,700	515,050	1961
VANDERCOOK HALL	41,500	386,350	1957-98
WARD HALL	41,320	407,260	1963
WEST CAMPUS APARTMENTS	242,870	5,100,270	1995
WEST CAMPUS COMMUNITY BLDG	5,785	52,000	1996
WOMEN'S SOFTBALL FACILITY	1,008	25,200	2001
TOTAL NON-GENERAL FUNDED	1,811,690	21,680,406	
GRAND TOTAL	3,525,400	47,040,010	

Source: University Architect

Michigan
Public University
Comparisons

MICHIGAN PUBLIC UNIVERSITY COMPARISONS

ENROLLMENT MICHIGAN PUBLIC UNIVERSITIES

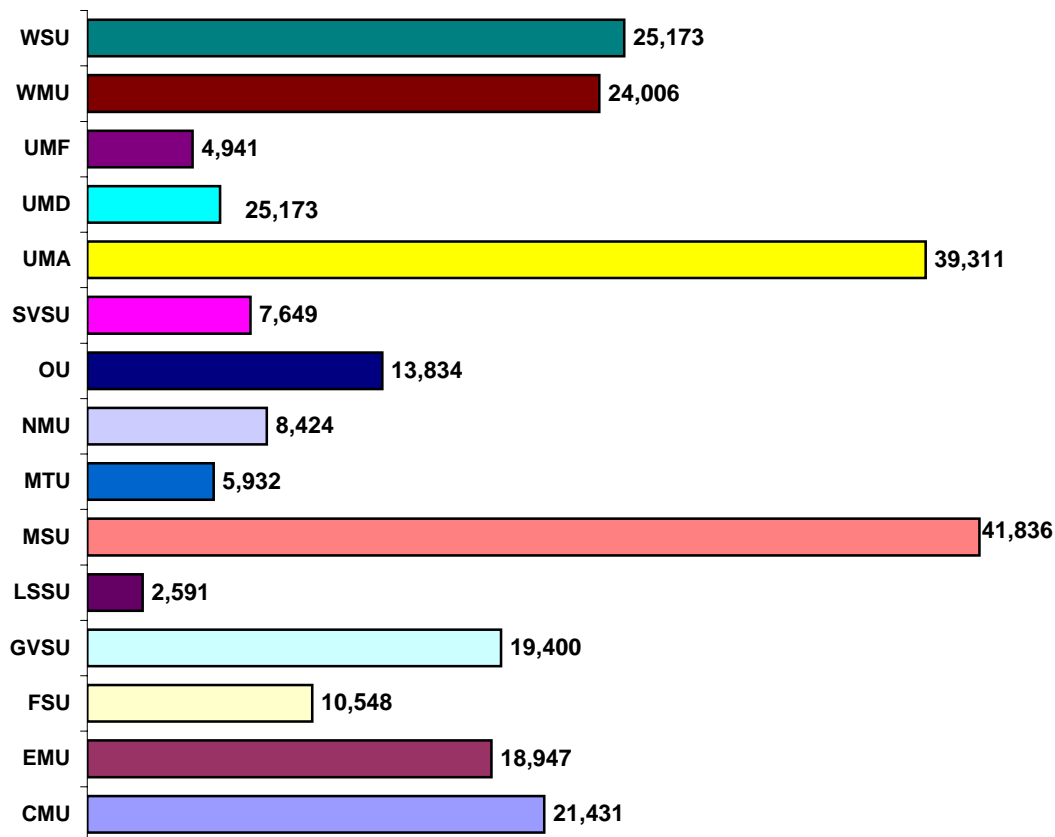
	<u>Fall 2001</u>	<u>Fall 2002</u>	<u>Fall 2003</u>	<u>Fall 2004</u>	<u>Fall 2005*</u>
Central Michigan University	24,492	24,730	28,003	24,875	24,735
Eastern Michigan University	24,521	24,505	N/A	23,883	23,514
Ferris State University	10,930	11,074	11,822	11,803	12,547
Grand Valley State University	19,762	20,407	21,524	22,063	22,565
Lake Superior State University	3,218	3,322	3,259	2,830	2,907
Michigan State University	44,227	44,937	44,542	44,836	45,166
Michigan Tech University	6,582	6,597	6,538	6,536	6,506
Northern Michigan University	8,557	9,004	9,326	8,999	9,630
Oakland University	15,875	16,059	16,576	16,902	17,339
Saginaw Valley State University	8,936	9,189	9,168	9,448	9,569
University of Michigan - Ann Arbor	38,090	38,618	39,031	39,284	39,686
University of Michigan - Dearborn	8,381	8,725	9,022	8,631	8,613
University of Michigan - Flint	6,397	6,434	6,152	6,188	6,422
Wayne State University	31,040	31,167	33,091	33,314	33,137
Western Michigan University	28,931	29,732	29,178	27,829	26,231

*note: Fall 2005 #'s are preliminary as of November 05.

Source: President's Council Enrollment Report

MICHIGAN PUBLIC UNIVERSITY COMPARISONS

Full Year-Equated Students FY 2005

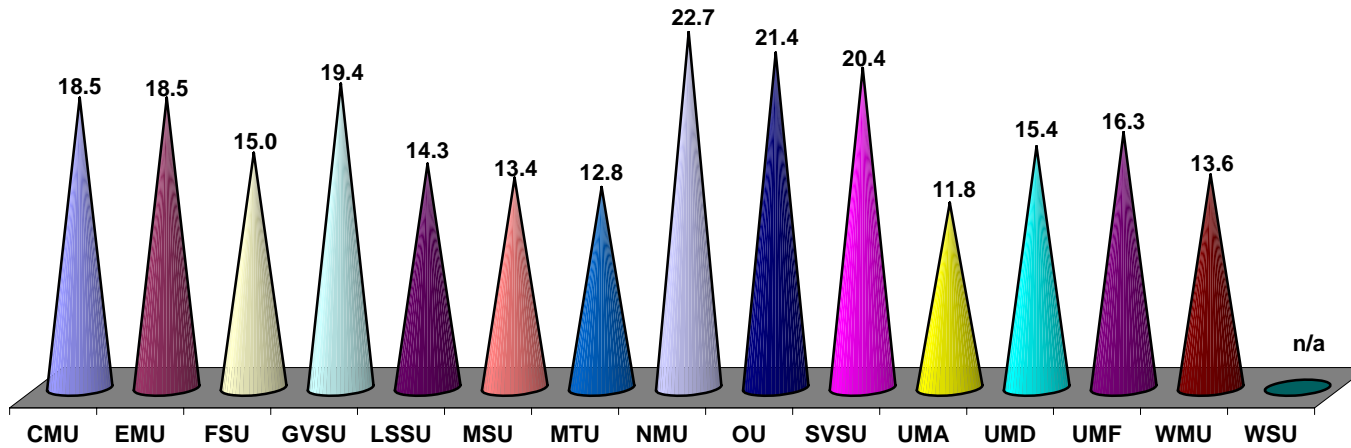


Five Year Trend

	FY '01	FY '02	FY '03	FY '04	FY '05
CMU	20,349	20,961	21,307	21,447	21,431
EMU	18,657	19,256	19,582	19,579	18,947
FSU	8,979	9,568	9,841	10,340	10,548
GVSU	15,512	16,779	17,566	18,515	19,400
LSSU	2,749	2,819	2,900	2,802	2,591
MSU	40,060	40,936	41,586	41,528	41,836
MTU	5,887	5,916	6,008	6,046	5,932
NMU	7,396	7,718	8,047	8,305	8,424
OU	11,970	12,619	13,070	13,652	13,834
SVSU	6,632	6,857	7,130	7,407	7,649
UMA	37,026	37,998	38,651	38,873	39,311
UMD	5,973	6,062	6,335	6,462	6,227
UMF	4,954	5,056	5,019	4,892	4,941
WMU	23,693	24,906	25,461	25,039	24,006
WSU	22,811	23,754	23,704	24,729	25,173

Source: Office of Budgetary Planning & Analysis

Student-to-Faculty Ratio FY 2005



Five Year Trend

	FY '01	FY '02	FY '03	FY '04	FY '05
<i>CMU</i>	18.7	18.6	18.3	18.8	18.5
<i>EMU</i>	19.1	19.6	19.7	19.3	18.5
<i>FSU</i>	15.6	15.4	15.1	15.4	15.0
<i>GVSU</i>	18.0	18.6	20.3	21.9	19.4
<i>LSSU</i>	16.3	15.7	15.9	15.9	14.3
<i>MSU</i>	12.0	12.3	12.8	13.1	13.4
<i>MTU</i>	12.4	13.0	12.6	12.8	12.8
<i>NMU</i>	20.9	21.2	22.3	22.9	22.7
<i>OU</i>	19.6	20.0	19.9	20.8	21.4
<i>SVSU</i>	19.3	21.0	20.1	20.7	20.4
<i>UMA</i>	11.4	11.2	12.1	11.3	11.8
<i>UMD</i>	16.3	16.2	17.0	15.7	15.4
<i>UMF</i>	16.7	17.7	16.7	17.3	16.3
<i>WMU</i>	15.0	15.1	16.7	14.5	13.6
<i>WSU</i>	11.0	11.5	n/a	n/a	n/a

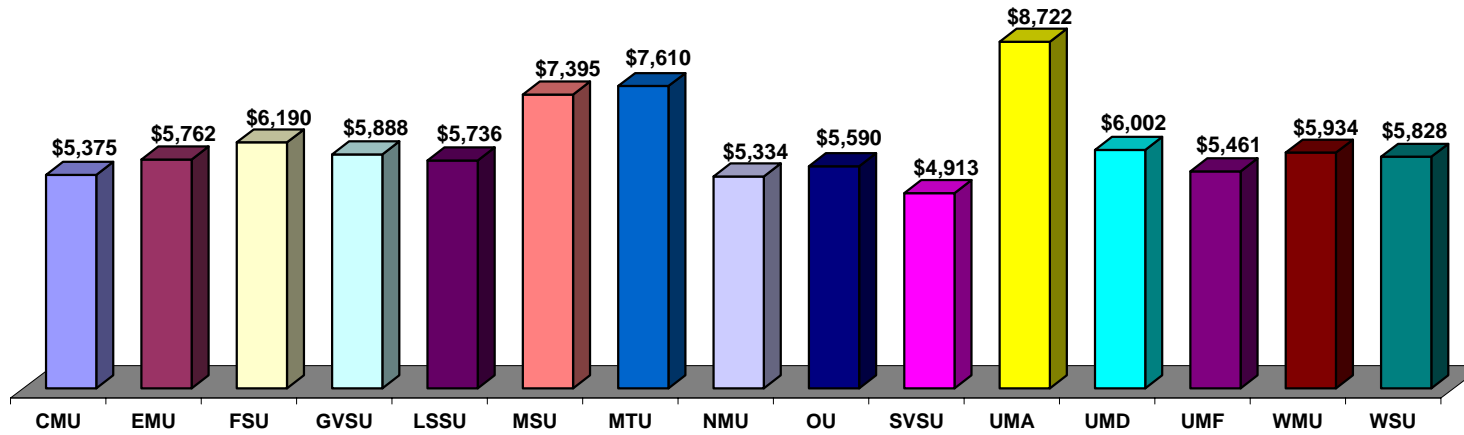
MICHIGAN PUBLIC UNIVERSITY COMPARISONS

BUDGETARY PLANNING AND ANALYSIS SUMMARY OF 2005-06 TUITION/FEES AND ROOM/BOARD MICHIGAN PUBLIC UNIVERSITIES

	<u>FY-06 TUITION</u>	<u>TUITION RANK</u>	<u>FY-06 RM/BRD</u>	<u>ROOM/ BOARD RANK</u>	<u>FY-06 TOTAL COST</u>	<u>TOTAL COST RANK</u>
Central Michigan	5,868	13	6,376	7	12,244	12
Eastern Michigan	6,541	8	6,356	9	12,897	7
Ferris State	6,740	6	6,816	4	13,556	6
Grand Valley	6,334	11	6,160	10	12,494	9
Lake Superior	6,306	12	6,536	5	12,842	8
Michigan State	8,144	3	5,744	13	13,888	3
Michigan Tech	8,194	2	6,375	8	14,569	2
Northern Michigan	5,858	14	6,482	6	12,340	11
Oakland	6,361	10	6,080	12	12,441	10
Saginaw Valley	5,282	15	6,150	11	11,432	13
UM - Dearborn	6,718	7	N/A	N/A	6,718	N/A
UM - Flint	6,441	9	N/A	N/A	6,441	N/A
University of Michigan	9,798	1	7,374	1	17,172	1
Wayne State	6,948	4	6,845	2	13,793	4
Western Michigan	6,784	5	6,821	3	13,605	5
UNWEIGHTED AVERAGE	6,821		6,470		12,429	

Source: Presidents Council, State Universities of Michigan
November 2005

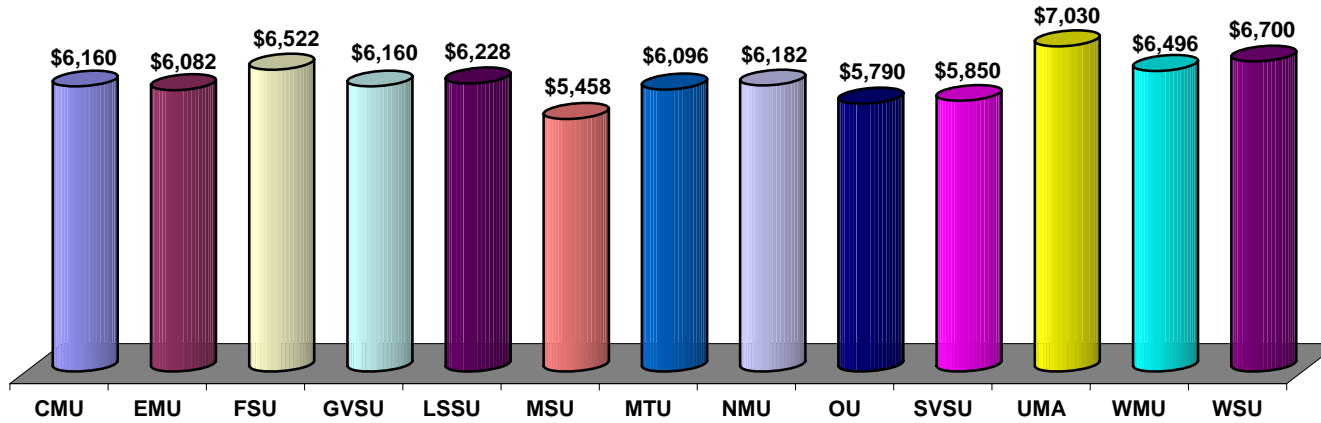
Annual Tuition and Required Fees FY 2005



Five Year Trend

	FY '01	FY '02	FY '03	FY '04	FY '05
CMU	\$3,775	\$4,247	\$4,747	\$5,228	\$5,375
EMU	3,887	4,603	5,027	5,627	5,762
FSU	4,284	5,070	5,500	6,044	6,190
GVSU	4,351	4,745	5,148	5,566	5,888
LSSU	4,014	4,334	4,758	5,604	5,736
MSU	5,473	5,912	6,454	7,088	7,395
MTU	4,773	6,101	6,591	7,440	7,610
NMU	4,004	4,357	4,780	5,210	5,334
OU	4,279	4,638	5,031	5,494	5,590
SVSU	3,608	3,897	4,382	4,799	4,913
UMA	6,926	7,375	7,960	8,481	8,722
UMD	4,492	5,088	5,332	5,839	6,002
UMF	3,946	4,364	4,786	5,312	5,461
WMU	4,304	4,730	5,155	5,795	5,934
WSU	4,291	4,679	5,104	5,692	5,828

Annual Room and Board Costs FY 2005



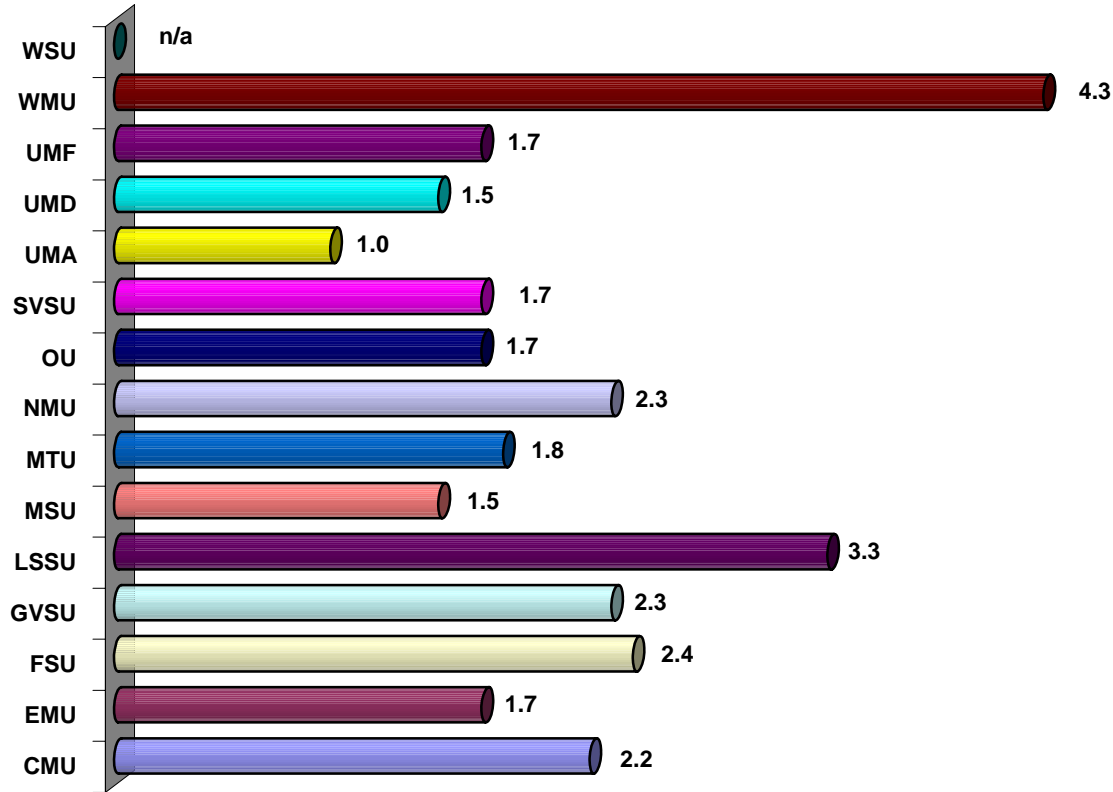
Five Year Trend

	FY '01	FY '02	FY '03	FY '04	FY '05
<i>CMU</i>	\$4,828	\$5,220	\$5,524	\$5,924	\$6,160
<i>EMU</i>	5,031	5,268	5,597	5,850	6,082
<i>FSU</i>	5,258	5,628	5,968	6,326	6,522
<i>GVSU</i>	5,030	5,380	5,656	5,768	6,160
<i>LSSU</i>	5,078	5,281	5,548	5,993	6,228
<i>MSU</i>	4,472	4,678	4,932	5,230	5,458
<i>MTU</i>	4,917	5,201	5,465	5,795	6,096
<i>NMU</i>	4,976	5,436	5,630	5,894	6,182
<i>OU</i>	4,833	4,978	5,252	5,540	5,790
<i>SVSU</i>	5,015	5,200	5,485	5,786	5,850
<i>UMA</i>	5,780	6,068	6,366	6,704	7,030
<i>WMU</i>	5,073	5,517	6,128	6,496	6,496
<i>WSU</i>	n/a	n/a	6,100	6,500	6,700

Source: Office of Budgetary Planning & Analysis

MICHIGAN PUBLIC UNIVERSITY COMPARISONS

Faculty to Administrator Ratio FY 2005

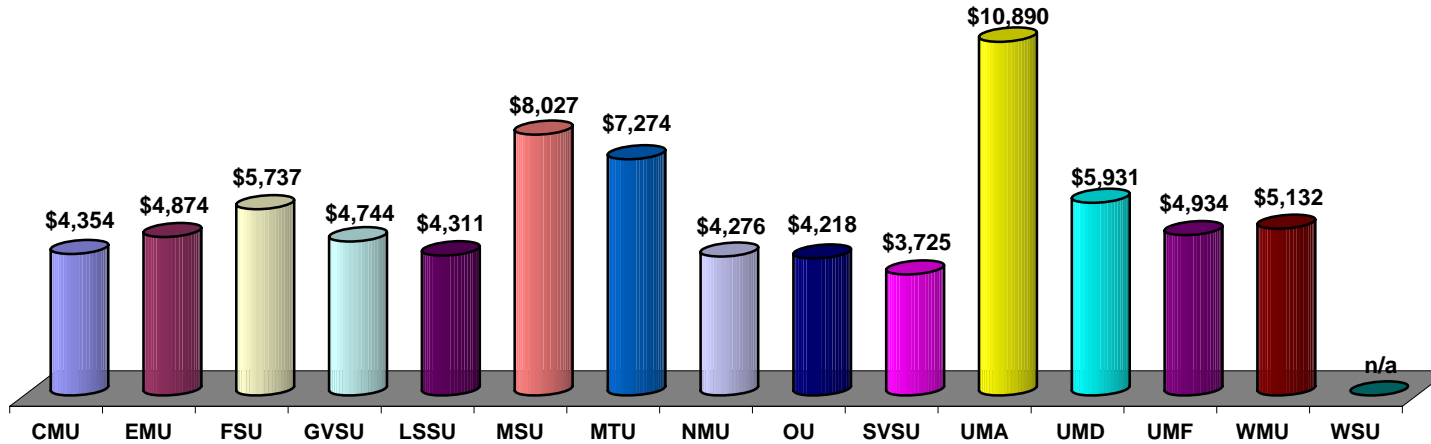


Five Year Trend

	FY '01	FY '02	FY '03	FY '04	FY '05
<i>CMU</i>	2.1	2.2	2.1	2.1	2.2
<i>EMU</i>	1.9	1.8	1.8	1.6	1.7
<i>FSU</i>	1.9	2.3	2.2	2.2	2.4
<i>GVSU</i>	2.7	2.6	2.4	2.1	2.3
<i>LSSU</i>	2.6	2.2	2.3	3.3	3.3
<i>MSU</i>	1.6	1.6	1.6	1.5	1.5
<i>MTU</i>	1.7	1.7	1.8	1.8	1.8
<i>NMU</i>	2.2	2.2	2.1	2.2	2.3
<i>OU</i>	2.1	2.1	1.8	1.8	1.7
<i>SVSU</i>	1.8	1.6	1.6	1.7	1.7
<i>UMA</i>	0.9	0.9	0.8	1.0	1.0
<i>UMD</i>	1.4	1.4	1.4	1.5	1.5
<i>UMF</i>	2.1	1.7	1.2	1.5	1.7
<i>WMU</i>	3.8	3.8	3.9	4.0	4.3
<i>WSU</i>	2.2	2.1	n/a	n/a	n/a

Source: Office of Budgetary Planning & Analysis

Instructional Cost (Spending) per Student FY 2005

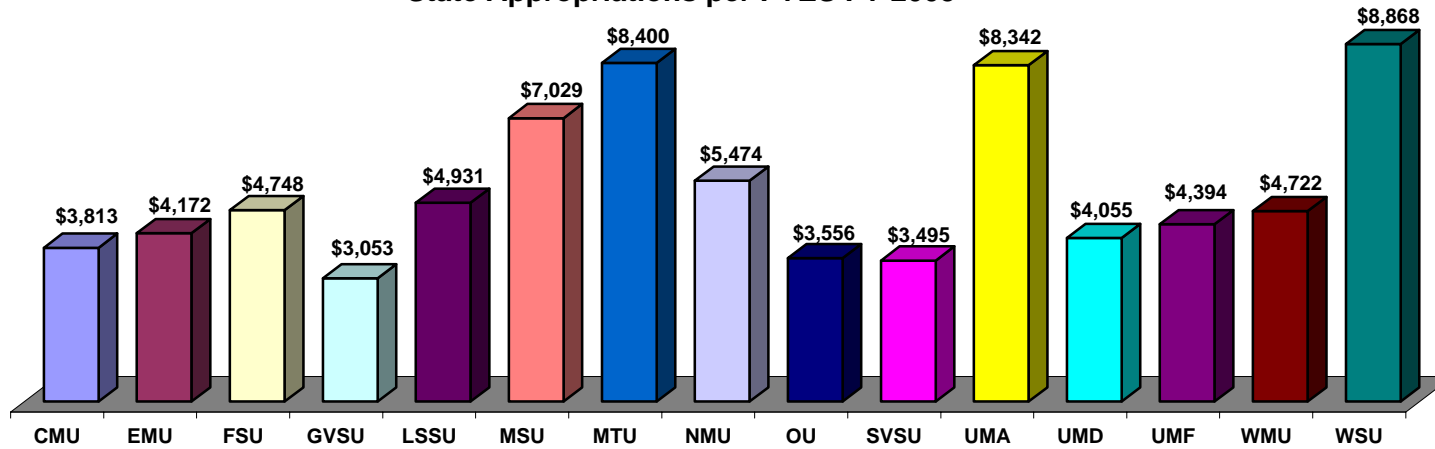


Five Year Trend

	FY '01	FY '02	FY '03	FY '04	FY '05
CMU	\$3,759	\$3,814	\$4,136	\$4,181	\$4,354
EMU	3,995	4,113	4,451	4,583	4,874
FSU	5,376	5,506	5,860	5,427	5,737
GVSU	4,288	4,367	4,679	4,639	4,744
LSSU	3,771	3,680	3,923	4,097	4,311
MSU	7,376	7,724	7,809	7,879	8,027
MTU	8,276	8,090	8,328	7,511	7,274
NMU	4,524	4,078	4,005	3,993	4,276
OU	4,155	4,236	4,227	4,129	4,218
SVSU	3,599	2,968	3,553	3,646	3,725
UMA	10,019	10,240	10,672	10,678	10,890
UMD	4,585	5,032	5,350	5,392	5,931
UMF	4,374	4,598	4,647	4,557	4,934
WMU	4,383	4,667	4,649	5,049	5,132
WSU	6,943	7,166	6,856	6811	n/a

Source: Office of Budgetary Planning & Analysis

State Appropriations per FYES FY 2005

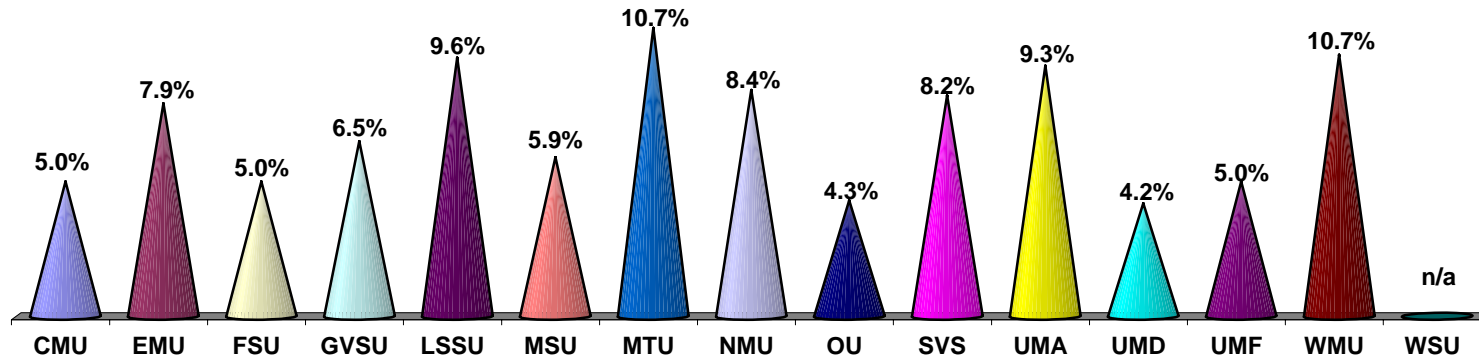


Five Year Trend

	FY '01	FY '02	FY '03	FY '04	FY '05
CMU	\$4,351	\$4,294	\$4,147	\$3,612	\$3,813
EMU	4,629	4,551	4,340	3,827	4,172
FSU	6,094	5,803	5,481	4,591	4,748
GVSU	3,808	3,582	3,301	3,032	3,053
LSSU	5,115	5,062	4,844	4,353	4,931
MSU	8,017	7,963	7,586	6,711	7,029
MTU	9,248	9,338	8,933	7,812	8,400
NMU	6,931	6,739	6,281	5,355	5,474
OU	4,305	4,151	3,868	3,416	3,556
SVSU	4,063	3,995	3,708	3,412	3,495
UMA	9,674	9,568	9,102	7,996	8,342
UMD	4,617	4,618	4,312	3,704	4,055
UMF	4,788	4,760	4,687	4,207	4,394
WMU	5,228	5,046	4,783	4,291	4,722
WSU	10,958	10,678	10,352	8770	8,868

Source: Office of Budgetary Planning & Analysis

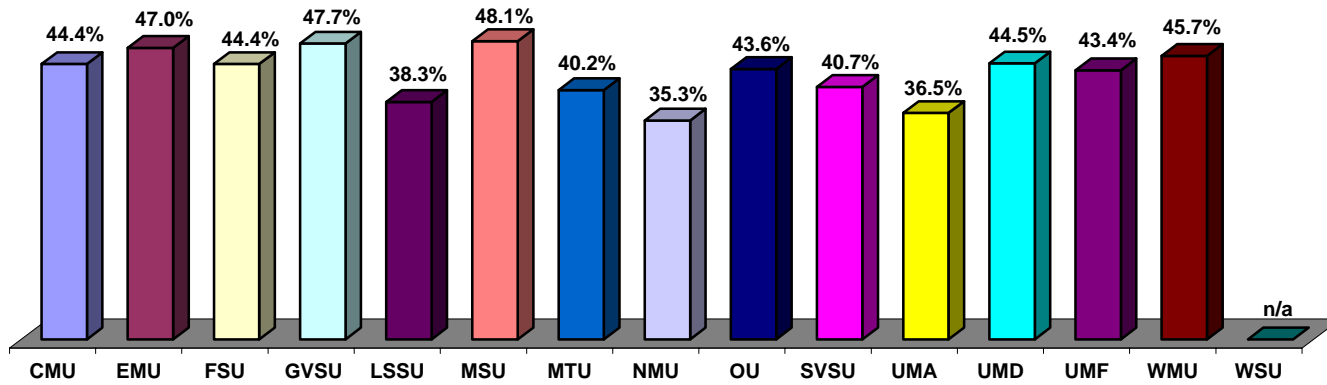
Financial Aid as % of Total General Fund Spending FY 2005



	FY '01	FY '02	FY '03	FY '04	FY '05
<i>CMU</i>	4.5%	4.9%	5.4%	5.7%	5.0%
<i>EMU</i>	6.0	6.4	6.5	7.6	7.9
<i>FSU</i>	4.1	5.7	5.1	5.2	5.0
<i>GVSU</i>	4.1	4.9	5.3	6.0	6.5
<i>LSSU</i>	7.7	7.3	8.3	8.7	9.6
<i>MSU</i>	4.9	4.7	4.9	4.9	5.9
<i>MTU</i>	10.0	9.4	9.9	9.6	10.7
<i>NMU</i>	6.6	7.2	7.9	9.1	8.4
<i>OU</i>	4.9	4.7	4.7	4.9	4.3
<i>SVS</i>	5.3	6.1	6.7	7.5	8.2
<i>UMA</i>	9.0	9.4	9.3	9.6	9.3
<i>UMD</i>	3.5	3.6	4.3	4.3	4.2
<i>UMF</i>	4.8	4.6	4.7	4.5	5.0
<i>WMU</i>	2.8	6.5	9.6	9.6	9.7
<i>WSU</i>	4.0	4.5	6.9	5.9	n/a

Source: Office of Budgetary Planning & Analysis

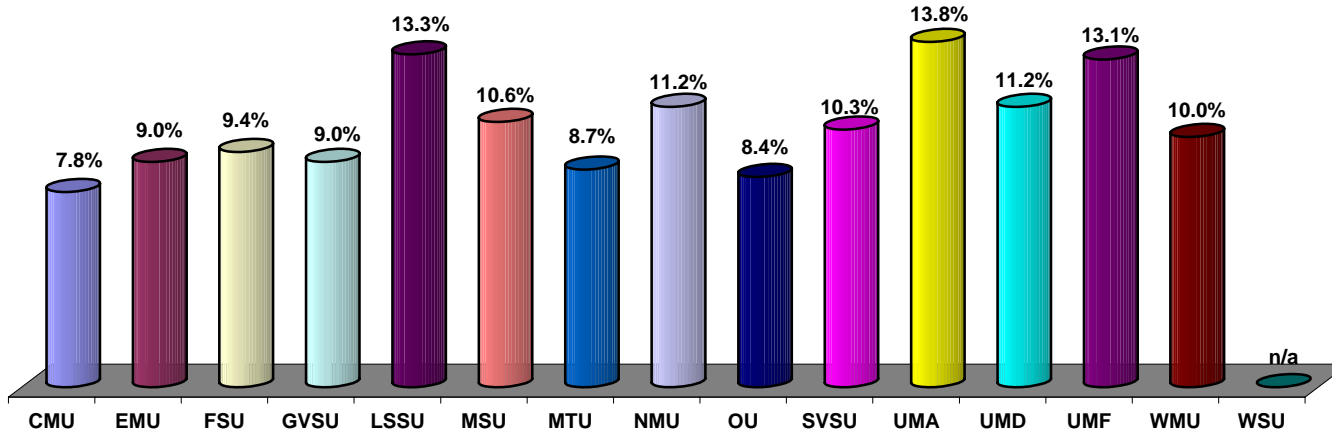
Instruction as a % of Total General Fund Spending FY 2005



Five Year Trend

	FY '01	FY '02	FY '03	FY '04	FY '05
CMU	42.5%	41.6%	42.8%	44.3%	44.4%
EMU	45.0	44.3	46.2	47.0	47.0
FSU	43.4	44.3	45.6	42.3	44.4
GVSU	46.5	47.3	49.6	48.2	47.7
LSSU	41.6	37.8	42.7	39.6	38.3
MSU	48.8	48.8	48.9	49.9	48.1
MTU	46.1	44.1	45.4	42.0	40.2
NMU	40.2	36.1	35.6	36.3	35.3
OU	44.1	45.1	44.4	43.3	43.6
SVSU	41.7	36.1	40.6	40.5	40.7
UMA	36.3	36.0	37.1	37.6	36.5
UMD	43.1	44.3	45.4	43.5	44.5
UMF	45.9	45.7	42.6	41.9	43.4
WMU	47.6	45.4	44.8	46.7	45.7
WSU	40.6	40.1	40	40.3	n/a

Plant Spending as a % of Total General Fund Spending FY 2005



Five Year Trend

	FY '01	FY '02	FY '03	FY '04	FY '05
<i>CMU</i>	8.6%	9.4%	8.0%	8.0%	7.8%
<i>EMU</i>	8.8	9.4	9.7	9.2	9.0
<i>FSU</i>	10.4	10.0	9.0	6.3	9.4
<i>GVSU</i>	11.4	11.0	11.8	11.8	9.0
<i>LSSU</i>	13.3	12.6	14.1	12.1	13.3
<i>MSU</i>	9.5	9.4	9.3	9.4	10.6
<i>MTU</i>	8.5	7.5	7.0	7.5	8.7
<i>NMU</i>	11.2	10.9	10.9	11.6	11.2
<i>OU</i>	9.5	9.8	8.3	8.6	8.4
<i>SVSU</i>	9.8	11.2	10.4	10.1	10.3
<i>UMA</i>	13.4	12.7	12.8	12.8	13.8
<i>UMD</i>	8.7	9.4	8.9	10.6	11.2
<i>UMF</i>	12.4	12.2	12.6	12.2	13.1
<i>WMU</i>	12.2	10.5	11.1	10.1	10.0
<i>WSU</i>	11.2	8.5	11.2	12.1	n/a

Source: Office of Budgetary Planning & Analysis