
FERRIS STATE UNIVERSITY Productivity Report

Fall 2003 – Spring 2008



INDEX

Page

- i - iii.....Preface
iv - v.....Course Prefix Coding Scheme

Detail of SCH/FTEF (White Pages)

1.....**Ferris State University**

2.....**College of Allied Health Sciences**

- 5,18,20.....Clinical Lab, Resp Care and Health Admin (CAHS, CCHS, CLLS, EHSM, HCSA, MRIS, RESP)
5,18,20.....College of Allied Health Sciences - Dept. (CAHS)
5,18,19,20,21.Dental Hygiene and Medical Imaging (DHYG, NUCM, RADI, SONO)
5,21.....Health Management
6,21,22.....Health Management Department
6,22.....Health Related Programs
6,22.....Imaging Sciences
6,23.....Nursing & Dental Hygiene
5,6,19,23.....School of Nursing (NURS)

2.....**College of Arts and Sciences**

- 6,24.....Biological Sciences
6,24.....Biology (BIOL, HORT, INBI)
7,24,25,26,27..Humanities (AFAM, AMST, ARTH, ARTS, COMH, COMM, FILM, HISH, HIST, HUMH, HUMN, MUSI, PHIH, PHIL, RELG, RELH,
.....THTR, WGST)
7,27,28,29....Language & Literature (ENGL, ENGP, FREN, FRNH, GERM, JRNL, LANG, LITH, LITR, SPAN)
7,8,29.....Mathematics (CPSC, MATH)
7,8,29,30,31.Physical Sciences (ASTR, CHEM, GEOL, INCT, INPS, PHSC, PHYS)
8,31,32,33....Social Sciences
8,31,32,33....Social Sciences Dept (ANHH, ANTH, GEOG, PLSC, PSYC, PSYH, SCWK, SOCH, SOCY, SSCI)

INDEX

Page Detail of SCH/FTEF cont.

2.....College of Business

- 8,34.....Accountancy, Finance, Info Systems (ACCT, FINC, HSCJ, ISIN, ISYS, MISM)
- 8,34,35.....Accountancy, Finance, Econ, & Statistics
- 8,9,35.....College of Business Graduate Programs
- 9,35,36.....Computer Information Systems Dept
- 9,36,37,38...Management (BLAW, BUSN, ECON, INTB, LLAW, MGMT, MMBA, REAL)
- 9,10,38,39,40 Marketing (ADVG, ECOM, GRDE, MKTG, PREL, RETG, STQM)
- 9,40.....Sports, Entertainment, Hospitality Management (HOMT, MIMG, PGMG, PTMG, RFIM)

2,3.....College of Education & Human Services

- 10,11,41,44.....Criminal Justice (CRIM, MSCI)
- 10,41,44.....Leisure Studies and Wellness
- 10,11,41,44.....Recreation Leisure Services & Wellness (RMLS)
- 10,11,41,42,43,44,45..School of Education (ECTE, ED CD, EDGP, EDLA, EDPE, EDPH, EDUC, ERLA, ESPN)
- 10,11,43,45.....Television Production (TVPR)

3,4.....College of Optometry (Michigan College of Optometry)

- 11,17,46,65.....Optometry (OPTM)

3.....College of Pharmacy

- 11,47,48.....Pharmacy (PHAD, PHAR, PHCG, PHCH, PHCL, PHPR)

3.....College of Professional and Technological Studies

- 12,49,50.....Professional and Technological Studies (APPS, DAGD, SENG)

INDEX

Page Detail of SCH/FTEF cont.

3,4.....College of Technology

- 12,51.....Architectural Tech & Facilities Mgmt (ARCH, FMAN)
- 12,51,52.....Automotive (AHM, AMGT, AUTO)
- 13,52,53.....Construction Technology & Management (BCTM, CETM, CONM)
- 13,53.....Electronics/CNS (ECNS, EEET)
- 13,53,54.....HVACR (HVAC)
- 14,54.....Heavy Equipment (HEQT, HSET)
- 14,54,55.....Manufacturing Eng Tech (MATL, MFGE, MFGT)
- 14,55,56.....Mechanical Design (CDTD, ETEC, MECH, PDET)
- 14,15,56.....Plastics and Rubber (PLTS, RUBR)
- 15,57.....Printing & Imaging Technology Mgmt (NMPP, PHOT, PMGT, PTEC)
- 15,16,58.....Surveying (CENG, GISC, SURE)
- 15,57,58.....Welding
- 15,16,58.....Welding Engineering Technology (WELD)

4.....Kendall College of Art & Design

- 16,59,59,60,62..Design Studies (KCDM, KCDS, KCFD, KCGD, KCHP, KCID, KCIL, KCIN, KCVC, KDES)
- 16,17,60,62,63..Fine Arts/Foundation (KCED, KCFA, KCFN, KCMJ, KCPA, KCPH, KCSF)
- 16,17,61,63,64..Liberal Arts & Sciences (KCAH, KCHU, KCSC, KCSS)

4.....University College

- 17,66,67,68.....Developmental Programs & Curriculum (CARE, DIST, FSUS, HNRS, NASE, ORSA, READ, UNCP, UNIV)

Ranked Listing of SCH/FTEF (Buff Pages)

- 69.....College
- 70-72.....Department
- 73-84.....Course Prefix

Graphs of SCH/FTEF (Gray Pages)

- 85.....Pie Chart - College
- 86.....Graphs - FSU
- 87-96.....Graphs - College
- 97-141.....Graphs - Department

PREFACE

The Productivity Report is produced each summer by the Ferris State University Office of Institutional Research and Testing. All information provided in this publication is drawn from existing university data systems. Any person having questions, suggestions, or requests for more detailed information should contact the Office of Institutional Research and Testing at extension 3800.

Readers should note that in the tables of this report, the whole may not equal the sum of the parts because of rounding. Data has been summed and then rounded.

This report details productivity trends at FSU over the past five years. The report shows data for Fall 2003 through Winter 2008. Data is shown in detail by university (page 1), by college (pages 2 through 4), by department (pages 5 through 18), and by course prefix (pages 19 through 68). Summary information for the current year shows SCH/FTEF in ranked order by college (page 69), by department (pages 70 through 72) and by course prefix (pages 73 through 84). Graphs showing SCH and FTEF data are on pages 85 through 141.

EXPLANATION OF TERMS:

Student Credit Hours (SCH) - SCH is the product of the credit value of a course and the number of students enrolled in the course on the official seventh day of classes for that semester. For example, a 4 credit course section containing 50 students on the seventh day of classes would generate 200 student credit hours.

Full-Time Equated Faculty (FTEF) - A faculty member working full-time for fall and winter semester (fall semester 1 FTEF + winter semester 1 FTEF = Average F + W 1 FTEF). Overloads and part-time faculty produce a fraction of an FTEF. **No sabbatical or 100% release-time FTEF are included in this report.** When student credit hours are produced by administrators and/or ROTC personnel, zeros are shown in the corresponding full time equated faculty columns and are not included in the ranked listings.

SCH/FTEF - A measure of productivity. This gives the average number of student credit hours generated per full-time equated faculty member. When SCH is divided by zero FTEF (zero results from administrators and/or ROTC personnel teaching courses) the SCH/FTEF columns contain blanks. When a zero FTE occurs in Fall or Winter, the overall SCH/FTE must be recalculated.

NOTE: If there are not SCH's and/or FTE's in both the Fall and the Winter Term Columns, please disregard the Annualized Productivity Figures (listed in the last column on the page). You will need to look at the particular Fall or Winter Term to see the Correct Productivity Measure. Also note that if there is a department and/or college name change the data will appear with the correct name and correct term. Please contact the Office of Institutional Research and Testing if you have any questions.

As shown on page 1, during the Fall and Winter semester of the 2007-08 school year, Ferris State University employed 696.32 full-time equated **teaching** faculty. A total of 306,480.00 student credit hours were produced, for an average of 440.14 student credit hours produced per FTEF. The same comparisons have been made for specific terms, by college, department and course prefix.

(The SCH and FTEF FSU totals shown in this report are the same totals submitted to the State of Michigan through the HEIDI system.)

PREFACE cont.

Special Notes for 2003-2004:

There were 9 new course prefixes added during the 2003-2004 year: (1) APPS – Applied Science, College of Professional & Technological Studies – Professional & Technological Studies, (2) DAGD – Digital Animation and Game Design, College of Professional & Technological Studies – Professional & Technological Studies, (3) EDPH - Philanthropy Education, College of Education & Human Services – School of Education, (4) ESPN – Education Special Needs, College of Education & Human Services – School of Education, (5) FSUH - Ferris State University Honors, University College – Developmental Programs and Curriculum, (6) HNRS – Honors, University College – Developmental Programs and Curriculum, (7) KCHP – Kendall College Historic Preservation, Kendall College of Art & Design – Liberal Arts & Sciences, (8) MMBA - Master of Business Administration, College of Business – College of Business Graduate Programs, and (9) MTED – Master of Technical Education, College of Business – College of Business Graduate Programs.

Effective Summer 2003 there was the addition of a new academic college -The College of Professional & Technological Studies (CPT). The College of Professional & Technological Studies has one department, Professional & Technological Studies (CPTS) with 2 new course prefixes APPS – Applied Science and DAGD - Digital Animation and Game Design.

Special Notes for 2004-2005:

There were 3 new course prefixes added during the 2004-2005 year: (1) AFAM – African American Studies, College of Arts & Sciences – Humanities, (2) EDPE – Education Physical Education, College of Education and Human Services – School of Education and (3) WGST – Women and Gender Studies, College of Arts & Sciences – Humanities.

Effective Fall 2004 for the College of Allied Health Sciences – the Health Related Programs Department closed and reorganized with the NUCM, RADI, and SONO course prefixes moving to the new department of Imaging Sciences and CLLS and RESP moving to the Health Management Department.

Special Notes for 2005-2006:

There were 4 new course prefixes added during the 2005-2006 year: (1) AMST – American Studies, College of Arts & Sciences – Humanities, (2) HSCJ – Digital Security Forensics, College of Business – College of Business Graduate Programs, (3) KCPH – Kendall Photography, Kendall College of Art & Design – Fine Arts/Foudation , and (4) KCSF – Kendall Sculpture/Functional Art, Kendall College of Art & Design – Fine Arts/Foudation.

Effective Winter 2006 for the College of Allied Health Sciences - the departments reorganized. All of the Departments closed and reorganized into 3 new departments as follows: (1) Clinical Lab, Respiratory Care and Health Administration with course prefixes CAHS which moved from College of Allied Health Sciences Dept, and CCHS, CLLS, EHSM, HCSA, MRIS, and RESP which all moved from the Health Management Department. (2) Dental Hygiene and Medical Imaging with course prefixes DHYG which moved from Nursing & Dental Hygiene and NUCM, RADI, and SONO which moved from Imaging Sciences. (3) School of Nursing with NURS which moved from Nursing and Dental Hygiene.

Also effective Winter 2006 for the College of Business - the Accountancy, Finance, Econ & Statistics Department closed and reorganized with ACCT and FINC course prefixes moving to the Computer Information Systems Department and ECON moving to the Management Department and STQM moving to the Marketing Department.

PREFACE cont.

Special Notes for 2006-2007:

There were 14 new course prefixes added during the 2006-2007 year: (1) EDGP – Education Get Promoted, Education – School of Education (2) FILM – Film, Arts & Sciences - Humanities (3) GRDE – Graphic Design, Business - Marketing (4) HISH – History Honors, Arts & Sciences - Humanities (5) HUMH – Humanities Honors, Arts & Sciences - Humanities (6) INBI – Integrated Biology, Arts & Sciences – Biology (7) INRS – Integrated Physical Sciences, Arts & Sciences – Physical Sciences (8) KCPA – Kendall Painting, Kendall – Fine Arts (9) KDES - Kendall Design, Kendall - Design (10) LITH – Literature Honors, (Arts & Sciences – Language & Literature (11) PHIL – Philosophy, Arts & Sciences - Humanities (12) PHIH – Philosophy Honors, Arts & Sciences - Humanities (13) RELG – Religions, Arts & Sciences - Humanities (14) RELH – Religions Honors, Arts & Sciences – Humanities.

Effective Fall 2007 all of the students records data began running from a new data sytem, BANNER (no longer using SIS+). With this switch in systems came many changes, including in some cases names and codes for our colleges and departments. Please note that if there was a department and/or college name change (even as slight as a dash or slash) the data will appear with the correct name and term. For this reason you may need to look at two different names to get complete data for an academic year.

Special Notes for 2007-2008:

There were 11 new course prefixes added during the 2006-2007 year: (1) AMGT – Automotive Management, College of Technology - Automotive (2) ANHH – Anthropology Honors, Arts & Sciences – Social Sciences (3) CENG – Civil Engineering, College of Technology - Surveying (4) ENGP – English Professional, Arts & Sciences - Language & Literature (5) FRNH – Lit of the French World- Honors, Arts & Sciences - Language & Literature (6) GISC – Geographic Information Science, College of Technology - Surveying (7) ISIN – Information Security and Intel, Business – Accountancy, Finance, Info Systems (8) KCGD – Kendall –Graphic Design, Kendall – Design Studies (9) PSYH - Psychology Honors, Arts & Sciences – Social Sciences (10) SENG – Software Engineering, College of Professional and Technological Studies – Professional and Technological Studies (11) SOCH – Sociology Honors, Arts & Sciences - Social Sciences

COURSE PREFIX CODING SCHEME

PREFIX	COURSE DESCRIPTION	PREFIX	COURSE DESCRIPTION	PREFIX	COURSE DESCRIPTION
ABOD	Automotive Body	ECNS	Computer Network and Systems	HORT	Horticulture
ACCT	Accountancy	ECOM	E-Commerce	HSCJ	Homeland Security - Digital Security & Forensics
ADVG	Advertising	ECON	Economics	HSET	Heavy Equipment Serv Engineering Tech
AFAM	African American Studies	ECTE	Educational Career Technical Education	HUMH	Humanities Honors
AHEM	Automotive/Heavy Equipment Management	EDCD	Child Development	HUMN	Humanities
AMGT	Automotive Management	EDGP	Education Get Promoted	HVAC	Heating, Ventilation, Air Cond & Refrig Tech
AMST	American Studies	EDLA	Education Language Arts	IEPG	Intensive English Program
ANHH	Anthropology Honors	EDPE	Education Physical Education	INBI	Integrated Biology
ANTH	Anthropology	EDPH	Philanthropy Education	INCT	Industrial Chemistry Technology
APPS	Applied Science	EDUC	Education	INPS	Integrated Physical Sciences
ARCH	Architectural Technology	EEET	Electrical & Electronics Engineering Tech	INTB	International Business
ARTH	Art History	EHSM	Environmental Health & Safety Management	ISIN	Information Security and Intel
ARTS	Art	ENGL	English	ISYS	Computer Information Systems
ASTR	Astronomy	ENGP	English Professional	JRNL	Journalism
AUTO	Automotive Service Technology	ERLA	Education Reading Language Arts	KCAH	Kendall College Art History
BCTM	Building Construction	ESPN	Education Special Needs	KCDM	Kendall College Digital Media
BIOL	Biology	ETEC	Engineering Graphics	KCDS	Kendall College Design Studies
BLAW	Business Law	FINC	Finance	KCED	Kendall Education
BUSN	Business	FILM	Film	KCFA	Kendall College Fine Arts
CAHS	Allied Health Science	FMAN	Facilities Management	KCFD	Kendall College Furniture Design
CARE	Career Exploration	FREN	French	KCFN	Kendall College Foundation
CCHS	Core Curriculum Health Sciences	FRNH	Lit of the French World-Honors	KCGD	Kendall-Graphic Design
CDTD	CAD Drafting & Tool Design	FSUH	Ferris State University Honors	KCHP	Kendall College Historic Preservation
CENG	Civil Engineering	FSUS	Ferris State University Seminar	KCHU	Kendall College Humanities
CETM	Civil Engineering Technology	GEOG	Geography	KCID	Kendall College Interior Design
CHEM	Chemistry	GEOL	Geology	KCIL	Kendall College Illustration
CIST	Computer Information Systems Technology	GERM	German	KCIN	Kendall College Industrial Design
CLLS	Clinical Laboratory Science	GISC	Geographic Information Science	KCMJ	Kendall Metals/Jewelry Design
COMH	Communication Honors	GRDE	Graphic design	KCPA	Kendall Painting
COMM	Communication	HCSA	Health Care Systems Administration	KCPH	Kendall Photography
CONM	Construction Management	HEQT	Heavy Equipment Technology	KCSC	Kendall College Science
CPSC	Computer Science	HISH	History Honors	KCSF	Kendall Sculpture/Functional Art
CRIM	Criminal Justice	HIST	History	KCSS	Kendall College Social Science
DAGD	Digital Animation and Game Design	HLTH	Health Education	KCVC	Kendall College Visual Communication
DHYG	Dental Hygiene	HNRS	Honors	KDES	Kendall Design
DIST	Directed Studies	HOMT	Hospitality Management		

COURSE PREFIX CODING SCHEME cont.

PREFIX	COURSE DESCRIPTION	PREFIX	COURSE DESCRIPTION	PREFIX	COURSE DESCRIPTION
LANG	Language	PHOT	Photography	UNIV	University
LITH	Literature Honors	PHSC	Physical Science	VISC	Visual Communication
LITR	Literature	PHPR	Pharmacy Practice	VISD	Visual Design and WEB Media
LLAW	Law	PHYS	Physics	WELD	Welding Engineering Technology
MATH	Mathematics	PLSC	Political Science	WGST	Women & Gender Studies
MATL	Metallurgy	PLTS	Plastics Engineering Technology		
MECH	Mechanical Engineering Technology	PMGT	Printing Management		
MFGE	Manufacturing Engineering Technology	PREL	Public Relations		
MFGT	Manufacturing Tooling Technology	PSYC	Psychology		
MGMT	Management	PSYH	Psychology Honors		
MIMG	Music Industry Management	PTEC	Printing Technology		
MISM	Master of Science Information Systems Mgmt	PTMG	Professional Tennis Management		
MKTG	Marketing	RADI	Radiography		
MMBA	Master of Business Administration	READ	Reading		
MRIS	Medical Record Information Systems	REAL	Real Estate		
MSCI	Military Science	RELG	Religions		
MTED	Master of Technical Education	RELH	Religions Honors		
MUSI	Music	RESP	Respiratory Care		
NASE	National Student Exchange	RETG	Retailing		
NMPP	New Media Printing & Publishing	RFIM	Restaurant & Food Industry Management		
NUCM	Nuclear Medicine	RMLS	Recreation Management & Leisure Studies		
NURS	Nursing	RUBR	Rubber Technology		
OPTM	Optometry	SCWK	Social Work		
ORSA	Study Abroad	SENG	Software Engineering		
PDET	Product Design Engineering Technology	SOCH	Sociology Honors		
PGMG	Professional Golf Management	SOCY	Sociology		
PHAD	Pharmacy Administration	SONO	Diagnostic Medical Sonography		
PHAR	Pharmaceutics	SPAN	Spanish		
PHCG	Pharmacognosy	SSCI	Social Sciences		
PHCH	Pharmaceutical Chemistry	STQM	Statistics and Quantitative Methods		
PHCL	Pharmacology	SURE	Surveying Engineering		
PHED	Physical Education	THTR	Theatre		
PHIH	Philosophy Honors	TVPR	Television Production		
PHIL	Philosophy	UNCP	University College Program		

FERRIS STATE UNIVERSITY

Student Credit Hours (SCH), Full Time Equated Faculty (FTEF) and SCH/FTEF Aggregated by University

University	Year	<u>Student Credit Hours</u>				<u>Full Time Equated Faculty</u>				<u>SCH/FTEF</u>			
		Summer	Fall	Winter	F + W (a)	Summer	Fall	Winter	Avg F + W (b)	Summer	Fall	Winter	F + W (a / b)
Ferris State University	2003-04	25,926.00	147,557.00	136,598.00	284,155.00	178.09	636.11	615.08	625.59	145.57	231.97	222.08	454.22
Ferris State University	2004-05	29,459.00	148,111.00	137,112.00	285,223.00	208.20	650.95	633.80	642.37	141.49	227.53	216.33	444.01
Ferris State University	2005-06	30,594.00	156,188.00	143,817.00	300,005.00	208.69	665.32	651.33	658.33	146.60	234.76	220.80	455.71
Ferris State University	2006-07	31,498.00	154,046.00	145,765.50	299,811.50	196.40	678.00	675.36	676.68	160.38	227.21	215.83	443.06
Ferris State University	2007-08	33,017.00	158,792.50	147,687.50	306,480.00	221.08	695.97	663.51	679.74	149.34	228.16	222.59	450.88

FERRIS STATE UNIVERSITY

Student Credit Hours (SCH), Full Time Equated Faculty (FTEF) and SCH/FTEF Aggregated by College

College	Year	<u>Student Credit Hours</u>				<u>Full Time Equated Faculty</u>				<u>SCH/FTEF</u>			
		Summer	Fall	Winter	F + W (a)	Summer	Fall	Winter	Avg F + W (b)	Summer	Fall	Winter	F + W (a / b)
College of Allied Health	2006-07	0.00	11,706.00	12,191.00	23,897.00	0.00	46.80	51.23	49.02		250.10	237.95	487.50
College of Allied Health	2007-08	5,139.00	12,535.00	12,741.00	25,276.00	24.56	48.95	49.65	49.30	209.23	256.08	256.60	512.68
College of Allied Health Sciences	2003-04	2,705.00	9,291.00	9,008.00	18,299.00	15.37	39.41	43.68	41.54	176.04	235.75	206.23	440.46
College of Allied Health Sciences	2004-05	3,423.00	10,156.00	9,552.00	19,708.00	17.02	40.56	42.41	41.49	201.16	250.40	225.22	475.06
College of Allied Health Sciences	2005-06	3,614.00	11,342.00	11,129.00	22,471.00	19.14	46.25	46.03	46.14	188.78	245.25	241.78	487.03
College of Allied Health Sciences	2006-07	4,514.00	0.00	0.00	0.00	23.40	0.00	0.00	0.00	192.91			
College of Arts and Sciences	2003-04	9,246.00	61,523.00	55,081.00	116,604.00	46.05	201.57	183.64	192.61	200.79	305.22	299.94	605.40
College of Arts and Sciences	2004-05	10,292.00	60,947.00	54,980.00	115,927.00	48.00	205.27	191.93	198.60	214.42	296.92	286.46	583.73
College of Arts and Sciences	2005-06	10,785.00	62,742.00	57,058.00	119,800.00	50.04	207.38	193.02	200.20	215.51	302.54	295.61	598.41
College of Arts and Sciences	2006-07	10,399.00	61,097.00	55,704.00	116,801.00	48.82	207.96	200.21	204.09	213.02	293.79	278.23	572.31
College of Arts and Sciences	2007-08	10,495.00	62,124.00	56,538.00	118,662.00	54.81	207.97	196.11	202.04	191.47	298.71	288.30	587.32
College of Business	2003-04	4,762.00	20,955.00	21,778.00	42,733.00	21.78	84.71	78.97	81.84	218.65	247.36	275.79	522.16
College of Business	2004-05	5,035.00	21,254.00	21,744.00	42,998.00	23.11	80.86	79.07	79.97	217.90	262.84	274.99	537.69
College of Business	2005-06	5,095.00	22,024.00	22,358.00	44,382.00	20.54	80.74	78.72	79.73	248.10	272.79	284.00	556.65
College of Business	2006-07	5,215.00	22,267.00	23,385.00	45,652.00	23.00	79.15	79.25	79.20	226.69	281.34	295.06	576.41
College of Business	2007-08	6,093.00	23,872.00	24,084.00	47,956.00	27.18	81.13	81.14	81.13	224.17	294.24	296.82	591.07
College of Education & Human Serv	2003-04	4,142.00	11,467.00	11,577.00	23,044.00	22.16	53.35	55.63	54.49	186.92	214.93	208.12	422.91
College of Education & Human Serv	2004-05	4,363.00	11,613.00	11,619.00	23,232.00	23.76	56.98	59.41	58.20	183.60	203.79	195.58	399.20
College of Education & Human Serv	2005-06	4,244.00	13,208.00	12,445.00	25,653.00	23.37	63.06	64.98	64.02	181.60	209.45	191.53	400.71
College of Education & Human Serv	2006-07	4,461.00	0.00	0.00	0.00	26.16	0.00	0.00	0.00	170.53			

FERRIS STATE UNIVERSITY

Student Credit Hours (SCH), Full Time Equated Faculty (FTEF) and SCH/FTEF Aggregated by College

College	Year	<u>Student Credit Hours</u>				<u>Full Time Equated Faculty</u>				<u>SCH/FTEF</u>			
		Summer	Fall	Winter	F + W (a)	Summer	Fall	Winter	Avg F + W (b)	Summer	Fall	Winter	F + W (a / b)
College of Education-Human Ser	2006-07	0.00	13,240.00	12,647.00	25,887.00	0.00	61.29	65.77	63.53		216.01	192.29	407.46
College of Education-Human Ser	2007-08	4,246.00	12,517.00	11,807.00	24,324.00	28.81	67.35	67.98	67.67	147.39	185.84	173.68	359.47
College of Optometry	2003-04	416.00	2,362.00	2,403.00	4,765.00	10.00	18.65	19.30	18.98	41.60	126.65	124.49	251.10
College of Optometry	2004-05	403.00	2,384.00	2,362.00	4,746.00	11.00	21.15	22.14	21.65	36.64	112.72	106.67	219.24
College of Optometry	2005-06	476.00	2,145.00	2,343.00	4,488.00	11.75	16.65	16.74	16.69	40.51	128.83	139.99	268.85
College of Optometry	2006-07	448.00	0.00	0.00	0.00	11.75	0.00	0.00	0.00	38.13			
College of Pharmacy	2003-04	988.00	6,482.00	6,414.00	12,896.00	20.10	33.74	34.45	34.10	49.15	192.09	186.19	378.22
College of Pharmacy	2004-05	2,102.00	6,543.00	6,317.00	12,860.00	35.10	36.50	37.92	37.21	59.89	179.26	166.59	345.61
College of Pharmacy	2005-06	1,806.00	7,243.00	6,929.00	14,172.00	35.40	37.94	36.56	37.25	51.02	190.89	189.51	380.43
College of Pharmacy	2006-07	2,130.00	7,318.00	7,459.50	14,777.50	12.60	40.30	39.65	39.97	169.05	181.59	188.14	369.67
College of Pharmacy	2007-08	1,927.00	7,814.50	7,841.50	15,656.00	33.10	40.50	40.07	40.29	58.22	192.95	195.69	388.63
College of Prof-Tech Studies	2006-07	0.00	1,299.00	1,516.00	2,815.00	0.00	7.21	8.41	7.81		180.21	180.32	360.53
College of Prof-Tech Studies	2007-08	182.00	1,468.00	1,309.00	2,777.00	4.50	8.40	8.65	8.53	40.40	174.74	151.26	325.66
College of Profess & Tech Studies	2003-04	4.00	82.00	118.00	200.00	0.00	1.00	1.33	1.17		82.00	88.72	171.67
College of Profess & Tech Studies	2004-05	27.00	368.00	353.00	721.00	0.25	1.75	2.34	2.04	108.00	210.29	150.85	352.57
College of Profess & Tech Studies	2005-06	60.00	981.00	810.00	1,791.00	1.00	6.26	5.25	5.76	60.00	156.71	154.29	311.21
College of Profess & Tech Studies	2006-07	168.00	0.00	0.00	0.00	1.92	0.00	0.00	0.00	87.50			
College of Technology	2003-04	1,888.00	20,317.00	18,800.00	39,117.00	14.11	104.64	112.33	108.49	133.81	194.16	167.36	360.57
College of Technology	2004-05	2,146.00	20,086.00	18,778.00	38,864.00	14.89	108.49	109.72	109.11	144.12	185.14	171.14	356.20

FERRIS STATE UNIVERSITY

Student Credit Hours (SCH), Full Time Equated Faculty (FTEF) and SCH/FTEF Aggregated by College

College	Year	<u>Student Credit Hours</u>				<u>Full Time Equated Faculty</u>				<u>SCH/FTEF</u>			
		Summer	Fall	Winter	F + W (a)	Summer	Fall	Winter	Avg F + W (b)	Summer	Fall	Winter	F + W (a / b)
College of Technology	2005-06	2,307.00	20,711.00	18,931.00	39,642.00	17.24	104.51	116.41	110.46	133.80	198.17	162.62	358.88
College of Technology	2006-07	2,358.00	19,404.00	18,478.00	37,882.00	21.32	111.69	114.14	112.91	110.60	173.74	161.89	335.50
College of Technology	2007-08	2,263.00	19,307.00	17,574.00	36,881.00	17.59	108.30	106.55	107.42	128.63	178.27	164.94	343.32
Kendall College of Art & Design	2003-04	1,488.00	10,493.00	10,229.00	20,722.00	25.78	77.98	75.32	76.65	57.72	134.56	135.81	270.35
Kendall College of Art & Design	2004-05	1,500.00	10,828.00	10,372.00	21,200.00	32.32	82.61	81.65	82.13	46.41	131.08	127.02	258.13
Kendall College of Art & Design	2005-06	2,037.00	11,718.00	10,843.00	22,561.00	28.20	85.85	87.64	86.75	72.23	136.49	123.72	260.08
Kendall College of Art & Design	2006-07	1,762.00	0.00	0.00	0.00	27.42	0.00	0.00	0.00	64.25			
Kendall College of Art-Design	2006-07	0.00	11,820.00	11,184.00	23,004.00	0.00	92.81	92.96	92.88		127.36	120.31	247.67
Kendall College of Art-Design	2007-08	1,817.00	12,845.00	12,421.00	25,266.00	15.52	98.38	88.38	93.38	117.11	130.56	140.54	270.57
Michigan College of Optometry	2006-07	0.00	2,459.00	2,432.00	4,891.00	0.00	17.60	19.26	18.43		139.76	126.28	265.42
Michigan College of Optometry	2007-08	838.00	2,572.00	2,446.00	5,018.00	15.01	19.36	20.20	19.78	55.84	132.87	121.09	253.71
University College	2003-04	287.00	4,585.00	1,190.00	5,775.00	2.75	21.04	10.43	15.74	104.36	217.87	114.06	366.92
University College	2004-05	168.00	3,932.00	1,035.00	4,967.00	2.75	16.78	7.20	11.99	61.09	234.39	143.75	414.35
University College	2005-06	170.00	4,074.00	971.00	5,045.00	2.00	16.68	5.98	11.33	85.00	244.29	162.37	445.33
University College	2006-07	43.00	3,436.00	769.00	4,205.00	0.00	13.20	4.48	8.84		260.30	171.65	475.68
University College	2007-08	17.00	3,738.00	926.00	4,664.00	0.00	15.62	4.78	10.20		239.27	193.88	457.29

FERRIS STATE UNIVERSITY

Student Credit Hours (SCH), Full Time Equated Faculty (FTEF) and SCH/FTEF Aggregated by University by Department within College

Department	Year	<u>Student Credit Hours</u>				<u>Full Time Equated Faculty</u>				<u>SCH/FTEF</u>			
		Summer	Fall	Winter	F + W (a)	Summer	Fall	Winter	Avg F + W (b)	Summer	Fall	Winter	F + W (a / b)
<u>College of Allied Health</u>													
Clinical Lab-Resp Care-Hlth Ad	2006-07	0.00	6,167.00	6,911.00	13,078.00	0.00	26.61	29.59	28.10		231.73	233.57	465.40
Clinical Lab-Resp Care-Hlth Ad	2007-08	3,647.00	6,731.00	6,783.00	13,514.00	17.20	28.69	26.02	27.36	212.08	234.58	260.68	493.98
Coll of Allied Health Sciences	2006-07	0.00	2.00	0.00	2.00	0.00	0.00	0.00	0.00				
Dental Hygiene-Medical Imaging	2006-07	0.00	3,514.00	3,203.00	6,717.00	0.00	10.77	12.07	11.42		326.18	265.39	588.12
Dental Hygiene-Medical Imaging	2007-08	1,114.00	3,567.00	3,300.00	6,867.00	4.00	11.07	12.51	11.79	278.27	322.09	263.74	582.27
School of Nursing	2006-07	0.00	2,023.00	2,077.00	4,100.00	0.00	9.42	9.58	9.50		214.80	216.90	431.71
School of Nursing	2007-08	378.00	2,237.00	2,658.00	4,895.00	3.36	9.18	11.12	10.15	112.44	243.65	239.03	482.24
<u>College of Allied Health Sciences</u>													
Clinical Lab, Resp Care and Health Admin	2005-06	0.00	0.00	6,487.00	6,487.00	0.00	0.00	29.87	14.94			217.14	434.29
Clinical Lab, Resp Care and Health Admin	2006-07	3,155.00	0.00	0.00	0.00	16.37	0.00	0.00	0.00	192.72			
College of Allied Health Sciences	2003-04	0.00	0.00	69.00	69.00	0.00	0.00	0.25	0.13			276.00	552.00
College of Allied Health Sciences	2004-05	0.00	8.00	84.00	92.00	0.00	0.00	0.25	0.13			336.00	736.00
College of Allied Health Sciences	2005-06	10.00	2.00	0.00	2.00	0.00	0.00	0.00	0.00				
Dental Hygiene and Medical Imaging	2005-06	0.00	0.00	3,062.00	3,062.00	0.00	0.00	8.56	4.28			357.80	715.59
Dental Hygiene and Medical Imaging	2006-07	1,095.00	0.00	0.00	0.00	4.61	0.00	0.00	0.00	237.56			
Health Management	2003-04	1,132.00	3,591.00	3,398.00	6,989.00	6.54	12.79	14.75	13.77	173.11	280.84	230.30	507.53

FERRIS STATE UNIVERSITY

Student Credit Hours (SCH), Full Time Equated Faculty (FTEF) and SCH/FTEF Aggregated by University by Department within College

Department	Year	<u>Student Credit Hours</u>				<u>Full Time Equated Faculty</u>				<u>SCH/FTEF</u>			
		Summer	Fall	Winter	F + W (a)	Summer	Fall	Winter	Avg F + W (b)	Summer	Fall	Winter	F + W (a / b)
<u>College of Allied Health Sciences</u>													
Health Management Department	2004-05	1,642.00	4,763.00	4,612.00	9,375.00	8.02	20.47	20.29	20.38	204.61	232.65	227.32	459.99
Health Management Department	2005-06	2,332.00	6,148.00	0.00	6,148.00	12.54	26.06	0.00	13.03	185.93	235.87		471.75
Health Related Programs	2003-04	1,145.00	2,600.00	2,583.00	5,183.00	6.18	11.03	11.96	11.49	185.18	235.70	216.02	450.92
Health Related Programs	2004-05	1,237.00	0.00	0.00	0.00	4.51	0.00	0.00	0.00	274.21			
Imaging Sciences	2004-05	0.00	2,076.00	1,747.00	3,823.00	0.00	5.76	5.86	5.81		360.69	298.12	658.26
Imaging Sciences	2005-06	906.00	1,924.00	0.00	1,924.00	3.26	6.63	0.00	3.32	277.81	290.00		580.00
Nursing & Dental Hygiene	2003-04	428.00	3,100.00	2,958.00	6,058.00	2.64	15.59	16.72	16.16	161.95	198.81	176.94	374.99
Nursing & Dental Hygiene	2004-05	544.00	3,309.00	3,109.00	6,418.00	4.48	14.33	16.01	15.17	121.43	230.91	194.15	423.02
Nursing & Dental Hygiene	2005-06	366.00	3,268.00	0.00	3,268.00	3.34	13.55	0.00	6.77	109.58	241.21		482.42
School of Nursing	2005-06	0.00	0.00	1,580.00	1,580.00	0.00	0.00	7.60	3.80			207.94	415.89
School of Nursing	2006-07	264.00	0.00	0.00	0.00	2.42	0.00	0.00	0.00	109.09			
<u>College of Arts and Sciences</u>													
Biological Sciences	2003-04	1,533.00	8,338.00	6,848.00	15,186.00	9.02	25.52	23.15	24.33	170.05	326.77	295.81	624.09
Biological Sciences	2004-05	1,851.00	8,173.00	7,132.00	15,305.00	8.52	24.45	24.09	24.27	217.18	334.27	296.06	630.61
Biological Sciences	2005-06	2,053.00	8,683.00	7,215.00	15,898.00	9.41	28.14	25.10	26.62	218.10	308.55	287.48	597.23
Biological Sciences	2006-07	1,956.00	0.00	0.00	0.00	9.90	0.00	0.00	0.00	197.52			
Biology	2006-07	0.00	8,637.00	7,980.00	16,617.00	0.00	28.51	28.39	28.45		302.99	281.11	584.14
Biology	2007-08	1,879.00	9,506.00	8,209.00	17,715.00	10.28	30.70	28.22	29.46	182.80	309.62	290.91	601.31

FERRIS STATE UNIVERSITY

Student Credit Hours (SCH), Full Time Equated Faculty (FTEF) and SCH/FTEF Aggregated by University by Department within College

Department	Year	<u>Student Credit Hours</u>				<u>Full Time Equated Faculty</u>				<u>SCH/FTEF</u>			
		Summer	Fall	Winter	F + W (a)	Summer	Fall	Winter	Avg F + W (b)	Summer	Fall	Winter	F + W (a / b)
<u>College of Arts and Sciences</u>													
Clinical Lab-Resp Care-Hlth Ad	2006-07	0.00	164.00	40.00	204.00	0.00	0.53	0.33	0.43		307.50	121.21	472.59
Humanities	2003-04	1,490.00	12,123.00	11,851.00	23,974.00	6.81	40.19	37.61	38.90	218.80	301.66	315.13	616.34
Humanities	2004-05	1,951.00	13,206.00	12,342.00	25,548.00	8.00	44.06	39.86	41.96	243.88	299.71	309.66	608.87
Humanities	2005-06	1,905.00	13,128.00	12,428.00	25,556.00	9.16	42.91	37.73	40.32	207.97	305.92	329.43	633.84
Humanities	2006-07	1,933.00	12,560.00	11,888.00	24,448.00	7.13	43.04	40.48	41.76	271.11	291.82	293.66	585.42
Humanities	2007-08	1,755.00	12,435.00	11,944.00	24,379.00	8.17	40.86	39.55	40.21	214.81	304.31	302.00	606.35
Language and Literature	2003-04	2,342.00	13,291.00	11,493.00	24,784.00	11.90	53.25	47.47	50.36	196.81	249.61	242.10	492.14
Language and Literature	2004-05	2,352.00	12,349.00	10,696.00	23,045.00	11.08	52.39	48.33	50.36	212.27	235.71	221.30	457.59
Language and Literature	2005-06	2,681.00	12,904.00	11,752.00	24,656.00	13.06	54.13	50.42	52.28	205.31	238.38	233.08	471.65
Language and Literature	2006-07	2,708.00	0.00	0.00	0.00	13.83	0.00	0.00	0.00	195.81			
Languages and Literature	2006-07	0.00	12,606.00	10,866.00	23,472.00	0.00	51.74	50.16	50.95		243.62	216.63	460.67
Languages and Literature	2007-08	2,640.00	12,557.00	11,200.00	23,757.00	13.15	53.72	49.10	51.41	200.72	233.75	228.09	462.10
Mathematics	2003-04	924.00	10,976.00	7,768.00	18,744.00	5.07	32.81	25.08	28.94	182.25	334.53	309.73	647.57
Mathematics	2004-05	1,171.00	10,015.00	7,602.00	17,617.00	4.99	33.13	28.04	30.58	234.75	302.32	271.14	576.05
Mathematics	2005-06	1,076.00	10,372.00	7,627.00	17,999.00	5.24	31.44	26.47	28.95	205.24	329.90	288.14	621.62
Mathematics	2006-07	977.00	9,589.00	7,611.00	17,200.00	5.58	31.40	28.21	29.81	175.00	305.38	269.77	577.05
Mathematics	2007-08	1,023.00	10,066.00	7,497.00	17,563.00	6.75	31.04	25.09	28.07	151.65	324.26	298.82	625.78
Physical Sciences	2003-04	959.00	6,924.00	6,061.00	12,985.00	5.41	18.72	19.02	18.87	177.36	369.86	318.70	688.16

FERRIS STATE UNIVERSITY

Student Credit Hours (SCH), Full Time Equated Faculty (FTEF) and SCH/FTEF Aggregated by University by Department within College

Department	Year	<u>Student Credit Hours</u>				<u>Full Time Equated Faculty</u>				<u>SCH/FTEF</u>			
		Summer	Fall	Winter	F + W (a)	Summer	Fall	Winter	Avg F + W (b)	Summer	Fall	Winter	F + W (a / b)
<u>College of Arts and Sciences</u>													
Physical Sciences	2004-05	931.00	7,262.00	6,391.00	13,653.00	3.21	19.86	19.47	19.67	289.62	365.57	328.30	694.24
Physical Sciences	2005-06	1,152.00	7,769.00	7,017.00	14,786.00	4.28	20.36	20.62	20.49	269.16	381.58	340.30	721.62
Physical Sciences	2006-07	1,222.00	8,201.00	7,012.00	15,213.00	5.53	20.67	19.28	19.97	220.78	396.82	363.75	761.72
Physical Sciences	2007-08	1,295.00	8,175.00	7,143.00	15,318.00	6.23	21.03	21.84	21.43	208.00	388.72	327.08	714.65
Social Sciences	2003-04	1,998.00	9,871.00	11,060.00	20,931.00	7.85	31.09	31.31	31.20	254.63	317.49	353.20	670.82
Social Sciences	2004-05	2,036.00	9,942.00	10,817.00	20,759.00	12.19	31.37	32.14	31.76	166.97	316.91	336.53	653.68
Social Sciences	2005-06	1,918.00	9,886.00	11,019.00	20,905.00	8.89	30.39	32.68	31.54	215.75	325.27	337.15	662.85
Social Sciences	2006-07	1,603.00	0.00	0.00	0.00	6.84	0.00	0.00	0.00	234.47			
Social Sciences Dept	2006-07	0.00	9,340.00	10,307.00	19,647.00	0.00	32.07	33.36	32.72		291.22	308.96	600.54
Social Sciences Dept	2007-08	1,903.00	9,385.00	10,545.00	19,930.00	10.24	30.62	32.31	31.46	185.84	306.53	326.40	633.46
<u>College of Business</u>													
Account, Finance, Info Systems	2006-07	0.00	7,161.00	7,358.00	14,519.00	0.00	24.97	24.29	24.63		286.73	302.92	589.42
Account, Finance, Info Systems	2007-08	1,821.00	7,626.00	7,260.00	14,886.00	8.00	26.87	24.33	25.60	227.63	283.76	298.40	581.43
Accountancy, Finance, Econ, & Statistics	2003-04	1,140.00	5,691.00	5,940.00	11,631.00	4.50	20.00	20.00	20.00	253.33	284.55	297.00	581.55
Accountancy, Finance, Econ, & Statistics	2004-05	1,254.00	6,081.00	5,800.00	11,881.00	5.17	20.50	17.92	19.21	242.71	296.63	323.72	618.53
Accountancy, Finance, Econ, & Statistics	2005-06	1,251.00	6,408.00	0.00	6,408.00	4.75	19.92	0.00	9.96	263.37	321.74		643.48
Coll of Business Graduate Prog	2006-07	0.00	552.00	0.00	552.00	0.00	3.08	0.00	1.54		179.22		358.44
College of Business Graduate Programs	2003-04	522.00	877.00	804.00	1,681.00	4.01	6.16	5.00	5.58	130.17	142.37	160.73	301.19

FERRIS STATE UNIVERSITY

Student Credit Hours (SCH), Full Time Equated Faculty (FTEF) and SCH/FTEF Aggregated by University by Department within College

Department	Year	<u>Student Credit Hours</u>				<u>Full Time Equated Faculty</u>				<u>SCH/FTEF</u>			
		Summer	Fall	Winter	F + W (a)	Summer	Fall	Winter	Avg F + W (b)	Summer	Fall	Winter	F + W (a / b)
<u>College of Business</u>													
College of Business Graduate Programs	2004-05	528.00	861.00	789.00	1,650.00	3.99	6.49	6.02	6.26	132.33	132.61	131.01	263.68
College of Business Graduate Programs	2005-06	396.00	726.00	717.00	1,443.00	1.98	5.63	5.00	5.31	199.72	128.95	143.50	271.58
College of Business Graduate Programs	2006-07	519.00	0.00	0.00	0.00	3.34	0.00	0.00	0.00	155.62			
Computer Information Systems Dept	2003-04	789.00	3,905.00	3,810.00	7,715.00	4.00	15.92	14.63	15.27	197.25	245.34	260.46	505.17
Computer Information Systems Dept	2004-05	615.00	3,294.00	3,180.00	6,474.00	2.50	14.01	13.00	13.50	246.00	235.12	244.62	479.38
Computer Information Systems Dept	2005-06	813.00	2,988.00	6,537.00	9,525.00	3.34	12.25	23.83	18.04	243.78	243.92	274.28	527.94
Computer Information Systems Dept	2006-07	1,173.00	0.00	0.00	0.00	4.75	0.00	0.00	0.00	246.95			
Management	2003-04	978.00	5,385.00	6,233.00	11,618.00	3.92	21.50	20.00	20.75	249.64	250.43	311.61	559.82
Management	2004-05	1,217.00	5,790.00	7,146.00	12,936.00	5.00	19.27	22.58	20.93	243.40	300.48	316.43	618.17
Management	2005-06	1,238.00	6,371.00	9,253.00	15,624.00	3.52	21.33	27.09	24.21	351.43	298.69	341.57	645.35
Management	2006-07	1,948.00	8,467.00	9,128.00	17,595.00	8.25	27.35	27.24	27.29	236.12	309.58	335.13	644.66
Management	2007-08	2,478.00	8,839.00	9,907.00	18,746.00	10.60	26.39	30.17	28.28	233.77	334.91	328.34	662.81
Marketing	2003-04	1,333.00	5,097.00	4,991.00	10,088.00	5.35	21.13	19.33	20.23	249.10	241.18	258.16	498.58
Marketing	2004-05	1,421.00	5,228.00	4,829.00	10,057.00	6.45	20.59	19.55	20.07	220.31	253.89	247.01	501.08
Marketing	2005-06	1,397.00	5,531.00	5,851.00	11,382.00	6.95	21.61	22.80	22.21	201.13	255.95	256.57	512.54
Marketing	2006-07	1,575.00	5,805.00	5,676.00	11,481.00	6.67	22.74	22.00	22.37	236.13	255.28	258.00	513.23
Marketing	2007-08	1,170.00	5,905.00	5,553.00	11,458.00	5.25	21.85	21.33	21.59	222.86	270.30	260.30	530.72
Sports, Entertain, Hospt. Mgmt	2006-07	0.00	282.00	1,223.00	1,505.00	0.00	1.00	5.73	3.36		282.00	213.52	447.40
Sports, Entertain, Hospt. Mgmt	2007-08	624.00	1,502.00	1,364.00	2,866.00	3.33	6.02	5.30	5.66	187.39	249.61	257.23	506.36

FERRIS STATE UNIVERSITY

Student Credit Hours (SCH), Full Time Equated Faculty (FTEF) and SCH/FTEF Aggregated by University by Department within College

Department	Year	<u>Student Credit Hours</u>				<u>Full Time Equated Faculty</u>				<u>SCH/FTEF</u>			
		Summer	Fall	Winter	F + W (a)	Summer	Fall	Winter	Avg F + W (b)	Summer	Fall	Winter	F + W (a / b)
<u>College of Education & Human Serv</u>													
Criminal Justice	2003-04	1,329.00	3,789.00	3,703.00	7,492.00	9.54	16.67	15.98	16.33	139.31	227.35	231.66	458.93
Criminal Justice	2004-05	1,642.00	3,325.00	3,852.00	7,177.00	6.81	14.10	16.20	15.15	241.07	235.89	237.75	473.77
Criminal Justice	2005-06	1,333.00	4,350.00	4,496.00	8,846.00	7.18	18.29	20.68	19.49	185.61	237.77	217.36	453.87
Criminal Justice	2006-07	1,501.00	0.00	0.00	0.00	9.48	0.00	0.00	0.00	158.33			
Leisure Studies and Wellness	2003-04	193.00	1,248.00	1,284.00	2,532.00	1.15	5.05	5.00	5.02	167.94	247.29	256.80	504.05
Leisure Studies and Wellness	2004-05	175.00	1,488.00	1,076.00	2,564.00	1.17	5.69	4.65	5.17	149.57	261.74	231.40	496.18
Recreation Leisure Services & Wellness	2005-06	223.00	1,294.00	1,147.00	2,441.00	1.70	4.56	5.35	4.96	131.51	283.63	214.21	492.30
Recreation Leisure Services & Wellness	2006-07	229.00	0.00	0.00	0.00	1.42	0.00	0.00	0.00	160.89			
School of Education	2003-04	2,395.00	5,561.00	5,894.00	11,455.00	9.47	26.65	30.80	28.73	252.90	208.66	191.35	398.77
School of Education	2004-05	2,302.00	5,978.00	5,925.00	11,903.00	13.95	31.96	33.31	32.64	165.00	187.02	177.89	364.72
School of Education	2005-06	2,430.00	6,548.00	5,912.00	12,460.00	13.64	33.76	32.93	33.34	178.13	193.97	179.54	373.70
School of Education	2006-07	2,473.00	0.00	0.00	0.00	13.33	0.00	0.00	0.00	185.57			
Television Production	2003-04	225.00	869.00	696.00	1,565.00	2.00	4.99	3.84	4.42	112.50	174.15	181.25	354.47
Television Production	2004-05	244.00	822.00	766.00	1,588.00	1.83	5.24	5.25	5.25	133.33	156.87	145.90	302.76
Television Production	2005-06	258.00	1,016.00	890.00	1,906.00	0.85	6.45	6.01	6.23	303.53	157.59	148.09	306.01
Television Production	2006-07	258.00	0.00	0.00	0.00	1.93	0.00	0.00	0.00	133.68			
<u>College of Education-Human Ser</u>													
Criminal Justice	2006-07	0.00	5,139.00	5,037.00	10,176.00	0.00	21.89	24.25	23.07		234.71	207.70	441.03

FERRIS STATE UNIVERSITY

Student Credit Hours (SCH), Full Time Equated Faculty (FTEF) and SCH/FTEF Aggregated by University by Department within College

Department	Year	<u>Student Credit Hours</u>				<u>Full Time Equated Faculty</u>				<u>SCH/FTEF</u>			
		Summer	Fall	Winter	F + W (a)	Summer	Fall	Winter	Avg F + W (b)	Summer	Fall	Winter	F + W (a / b)
<u>College of Education-Human Ser</u>													
Criminal Justice	2007-08	1,715.00	5,313.00	5,392.00	10,705.00	12.69	26.41	27.63	27.02	135.17	201.19	195.15	396.20
Recreation, Leisure Serv-Well	2006-07	0.00	1,311.00	1,170.00	2,481.00	0.00	5.39	5.33	5.36		243.08	219.56	462.78
Recreation, Leisure Serv-Well	2007-08	186.00	1,132.00	1,096.00	2,228.00	1.52	6.00	5.20	5.60	122.37	188.66	210.62	397.72
School of Education Dept	2006-07	0.00	6,047.00	5,692.00	11,739.00	0.00	29.00	30.31	29.65		208.55	187.78	395.87
School of Education Dept	2007-08	2,069.00	5,171.00	4,606.00	9,777.00	11.77	29.19	30.65	29.92	175.79	177.12	150.29	326.76
Television Production	2006-07	0.00	743.00	748.00	1,491.00	0.00	5.01	5.88	5.44		148.30	127.21	273.83
Television Production	2007-08	276.00	901.00	713.00	1,614.00	2.83	5.75	4.50	5.13	97.53	156.70	158.44	314.93
<u>College of Optometry</u>													
Optometry	2003-04	416.00	2,362.00	2,403.00	4,765.00	10.00	18.65	19.30	18.98	41.60	126.65	124.49	251.10
Optometry	2004-05	403.00	2,384.00	2,362.00	4,746.00	11.00	21.15	22.14	21.65	36.64	112.72	106.67	219.24
Optometry	2005-06	476.00	2,145.00	2,343.00	4,488.00	11.75	16.65	16.74	16.69	40.51	128.83	139.99	268.85
Optometry	2006-07	448.00	0.00	0.00	0.00	11.75	0.00	0.00	0.00	38.13			
<u>College of Pharmacy</u>													
Pharmacy	2003-04	988.00	6,482.00	6,414.00	12,896.00	20.10	33.74	34.45	34.10	49.15	192.09	186.19	378.22
Pharmacy	2004-05	2,102.00	6,543.00	6,317.00	12,860.00	35.10	36.50	37.92	37.21	59.89	179.26	166.59	345.61
Pharmacy	2005-06	1,806.00	7,243.00	6,929.00	14,172.00	35.40	37.94	36.56	37.25	51.02	190.89	189.51	380.43
Pharmacy	2006-07	2,130.00	7,318.00	7,459.50	14,777.50	12.60	40.30	39.65	39.97	169.05	181.59	188.14	369.67
Pharmacy	2007-08	1,927.00	7,814.50	7,841.50	15,656.00	33.10	40.50	40.07	40.29	58.22	192.95	195.69	388.63

FERRIS STATE UNIVERSITY

Student Credit Hours (SCH), Full Time Equated Faculty (FTEF) and SCH/FTEF Aggregated by University by Department within College

Department	Year	<u>Student Credit Hours</u>				<u>Full Time Equated Faculty</u>				<u>SCH/FTEF</u>			
		Summer	Fall	Winter	F + W (a)	Summer	Fall	Winter	Avg F + W (b)	Summer	Fall	Winter	F + W (a / b)
<u>College of Prof-Tech Studies</u>													
Professional-Tech Studies	2006-07	0.00	1,299.00	1,516.00	2,815.00	0.00	7.21	8.41	7.81		180.21	180.32	360.53
Professional-Tech Studies	2007-08	182.00	1,468.00	1,309.00	2,777.00	4.50	8.40	8.65	8.53	40.40	174.74	151.26	325.66
<u>College of Profess & Tech Studies</u>													
Professional & Technological Studies	2003-04	4.00	82.00	118.00	200.00	0.00	1.00	1.33	1.17		82.00	88.72	171.67
Professional & Technological Studies	2004-05	27.00	368.00	353.00	721.00	0.25	1.75	2.34	2.04	108.00	210.29	150.85	352.57
Professional & Technological Studies	2005-06	60.00	981.00	810.00	1,791.00	1.00	6.26	5.25	5.76	60.00	156.71	154.29	311.21
Professional & Technological Studies	2006-07	168.00	0.00	0.00	0.00	1.92	0.00	0.00	0.00	87.50			
<u>College of Technology</u>													
Arch Tech-Facilities Mgmt	2006-07	0.00	1,511.00	1,306.00	2,817.00	0.00	6.80	7.15	6.98		222.13	182.66	403.80
Arch Tech-Facilities Mgmt	2007-08	96.00	1,413.00	1,382.00	2,795.00	0.84	5.73	6.75	6.24	114.29	246.74	204.74	448.04
Architectural Tech & Facilities Mgmt	2003-04	93.00	1,167.00	935.00	2,102.00	0.92	6.03	6.00	6.02	101.09	193.37	155.83	349.32
Architectural Tech & Facilities Mgmt	2004-05	26.00	1,022.00	957.00	1,979.00	0.21	5.41	6.00	5.70	123.81	188.94	159.50	346.92
Architectural Tech & Facilities Mgmt	2005-06	44.00	1,171.00	1,071.00	2,242.00	0.31	4.49	5.83	5.16	141.94	260.74	183.70	434.45
Architectural Tech & Facilities Mgmt	2006-07	116.00	0.00	0.00	0.00	0.92	0.00	0.00	0.00	126.09			
Automotive	2003-04	503.00	4,050.00	3,982.00	8,032.00	4.50	20.41	22.73	21.57	111.78	198.44	175.19	372.38
Automotive	2004-05	629.00	4,297.00	4,048.00	8,345.00	5.20	23.41	24.50	23.95	120.96	183.56	165.22	348.37
Automotive	2005-06	850.00	4,254.00	4,091.00	8,345.00	8.41	23.55	26.13	24.84	101.07	180.67	156.56	335.98
Automotive	2006-07	756.00	3,401.00	3,243.00	6,644.00	7.82	20.09	21.49	20.79	96.71	169.31	150.91	319.60
Automotive	2007-08	679.00	2,905.00	2,851.00	5,756.00	3.78	18.01	17.33	17.67	179.46	161.30	164.51	325.75

FERRIS STATE UNIVERSITY

Student Credit Hours (SCH), Full Time Equated Faculty (FTEF) and SCH/FTEF Aggregated by University by Department within College

Department	Year	<u>Student Credit Hours</u>				<u>Full Time Equated Faculty</u>				<u>SCH/FTEF</u>			
		Summer	Fall	Winter	F + W (a)	Summer	Fall	Winter	Avg F + W (b)	Summer	Fall	Winter	F + W (a / b)
<u>College of Technology</u>													
Construction Tech-Mgmt	2006-07	0.00	2,773.00	2,959.00	5,732.00	0.00	10.27	12.71	11.49		270.01	232.72	498.76
Construction Tech-Mgmt	2007-08	93.00	3,017.00	2,967.00	5,984.00	0.75	12.03	12.80	12.41	124.00	250.85	231.82	482.08
Construction Technology & Management	2003-04	0.00	2,544.00	2,459.00	5,003.00	0.00	9.24	10.35	9.80		275.35	237.49	510.68
Construction Technology & Management	2004-05	54.00	2,702.00	2,549.00	5,251.00	0.66	9.55	10.82	10.18	81.82	283.07	235.50	515.58
Construction Technology & Management	2005-06	64.00	2,994.00	2,735.00	5,729.00	0.66	10.83	12.96	11.89	96.97	276.50	211.03	481.67
Construction Technology & Management	2006-07	26.00	0.00	0.00	0.00	0.33	0.00	0.00	0.00	78.79			
EET-CNS	2006-07	0.00	1,514.00	1,334.00	2,848.00	0.00	8.72	8.89	8.81		173.55	150.06	323.38
EET-CNS	2007-08	92.00	1,376.00	1,329.00	2,705.00	0.33	8.60	8.28	8.44	278.79	159.98	160.51	320.47
Electronics/CNS	2003-04	84.00	1,685.00	1,599.00	3,284.00	0.67	8.83	9.60	9.22	125.37	190.74	166.50	356.23
Electronics/CNS	2004-05	92.00	1,609.00	1,528.00	3,137.00	0.67	8.82	8.17	8.50	137.31	182.43	187.03	369.28
Electronics/CNS	2005-06	84.00	1,586.00	1,507.00	3,093.00	0.67	8.65	8.50	8.58	125.37	183.31	177.29	360.65
Electronics/CNS	2006-07	112.00	0.00	0.00	0.00	0.67	0.00	0.00	0.00	167.16			
HVACR	2003-04	140.00	1,435.00	1,146.00	2,581.00	1.08	6.95	7.00	6.97	129.63	206.50	163.79	370.15
HVACR	2004-05	112.00	1,485.00	1,202.00	2,687.00	0.75	7.19	6.66	6.92	149.33	206.61	180.48	388.08
HVACR	2005-06	166.00	1,547.00	1,195.00	2,742.00	0.83	8.05	8.64	8.34	200.00	192.25	138.31	328.65
HVACR	2006-07	310.00	0.00	0.00	0.00	1.83	0.00	0.00	0.00	169.40			
HVARC	2006-07	0.00	1,629.00	1,550.00	3,179.00	0.00	11.84	10.87	11.36		137.58	142.58	279.96
HVARC	2007-08	319.00	1,992.00	1,612.00	3,604.00	3.62	10.18	9.67	9.92	88.12	195.74	166.70	363.18

FERRIS STATE UNIVERSITY

Student Credit Hours (SCH), Full Time Equated Faculty (FTEF) and SCH/FTEF Aggregated by University by Department within College

Department	Year	<u>Student Credit Hours</u>				<u>Full Time Equated Faculty</u>				<u>SCH/FTEF</u>			
		Summer	Fall	Winter	F + W (a)	Summer	Fall	Winter	Avg F + W (b)	Summer	Fall	Winter	F + W (a / b)
<u>College of Technology</u>													
Heavy Equipment	2003-04	156.00	744.00	692.00	1,436.00	0.97	5.16	6.89	6.03	160.82	144.19	100.44	238.34
Heavy Equipment	2004-05	108.00	810.00	754.00	1,564.00	0.92	5.33	4.58	4.96	117.39	151.97	164.63	315.64
Heavy Equipment	2005-06	152.00	956.00	690.00	1,646.00	0.95	5.33	4.17	4.75	160.00	179.36	165.47	346.53
Heavy Equipment	2006-07	140.00	848.00	751.00	1,599.00	1.34	5.51	4.17	4.84	104.48	153.90	180.10	330.37
Heavy Equipment	2007-08	140.00	762.00	769.00	1,531.00	1.34	5.84	5.34	5.59	104.48	130.48	144.01	273.88
Manufacturing Eng Tech	2006-07	0.00	2,395.00	1,990.00	4,385.00	0.00	12.70	11.68	12.19		188.63	170.35	359.74
Manufacturing Eng Tech	2007-08	220.00	2,410.00	1,824.00	4,234.00	1.68	13.08	11.67	12.38	130.95	184.28	156.25	342.11
Manufacturing Engineering Technology	2003-04	170.00	2,530.00	1,986.00	4,516.00	1.20	12.66	12.46	12.56	141.67	199.86	159.39	359.57
Manufacturing Engineering Technology	2004-05	219.00	2,388.00	1,966.00	4,354.00	1.42	12.12	11.83	11.97	154.23	197.04	166.19	363.60
Manufacturing Engineering Technology	2005-06	182.00	2,447.00	2,033.00	4,480.00	0.95	10.62	13.01	11.82	191.58	230.31	156.26	379.10
Manufacturing Engineering Technology	2006-07	203.00	0.00	0.00	0.00	1.84	0.00	0.00	0.00	110.33			
Mechanical Design	2003-04	40.00	2,168.00	1,986.00	4,154.00	0.27	9.54	9.06	9.30	148.15	227.19	219.21	446.60
Mechanical Design	2004-05	131.00	2,007.00	1,875.00	3,882.00	0.44	9.78	10.42	10.10	297.73	205.14	179.94	384.29
Mechanical Design	2005-06	110.00	1,859.00	1,764.00	3,623.00	0.56	9.71	10.91	10.31	196.43	191.40	161.69	351.36
Mechanical Design	2006-07	80.00	1,801.00	1,467.00	3,268.00	0.67	11.12	11.40	11.26	119.40	162.00	128.67	290.25
Mechanical Design	2007-08	91.00	1,698.00	1,446.00	3,144.00	0.92	10.10	9.94	10.02	98.91	168.20	145.47	313.85
Plastics and Rubber	2003-04	384.00	1,236.00	1,268.00	2,504.00	2.49	7.90	8.17	8.03	154.22	156.46	155.20	311.64
Plastics and Rubber	2004-05	372.00	833.00	1,069.00	1,902.00	2.28	7.89	7.73	7.81	163.16	105.59	138.34	243.59
Plastics and Rubber	2005-06	259.00	795.00	842.00	1,637.00	1.54	6.89	7.90	7.39	168.18	115.40	106.62	221.42

FERRIS STATE UNIVERSITY

Student Credit Hours (SCH), Full Time Equated Faculty (FTEF) and SCH/FTEF Aggregated by University by Department within College

Department	Year	<u>Student Credit Hours</u>				<u>Full Time Equated Faculty</u>				<u>SCH/FTEF</u>			
		Summer	Fall	Winter	F + W (a)	Summer	Fall	Winter	Avg F + W (b)	Summer	Fall	Winter	F + W (a / b)
<u>College of Technology</u>													
Plastics and Rubber	2006-07	238.00	0.00	0.00	0.00	2.68	0.00	0.00	0.00	88.67			
Plastics-Rubber	2006-07	0.00	732.00	944.00	1,676.00	0.00	7.24	6.75	6.99		101.12	139.92	239.68
Plastics-Rubber	2007-08	203.00	812.00	892.00	1,704.00	1.99	6.63	7.00	6.82	102.01	122.41	127.43	249.98
Printing & Imaging Technology Mgmt	2003-04	191.00	953.00	953.00	1,906.00	1.17	7.89	8.00	7.94	163.25	120.80	119.13	239.92
Printing & Imaging Technology Mgmt	2004-05	214.00	1,018.00	983.00	2,001.00	1.17	7.88	6.34	7.11	182.91	129.27	155.05	281.53
Printing & Imaging Technology Mgmt	2005-06	187.00	1,005.00	956.00	1,961.00	1.17	6.28	6.14	6.21	159.83	160.03	155.70	315.78
Printing & Imaging Technology Mgmt	2006-07	177.00	0.00	0.00	0.00	1.17	0.00	0.00	0.00	151.28			
Printing-Imaging Tech Mgmt	2006-07	0.00	812.00	909.00	1,721.00	0.00	5.96	7.41	6.68		136.24	122.67	257.44
Printing-Imaging Tech Mgmt	2007-08	150.00	802.00	558.00	1,360.00	1.17	5.78	5.00	5.39	128.21	138.81	111.60	252.37
Surveying	2003-04	3.00	673.00	966.00	1,639.00	0.00	5.33	6.15	5.74		126.19	157.11	285.49
Surveying	2004-05	81.00	705.00	893.00	1,598.00	0.50	5.43	6.32	5.88	162.00	129.73	141.32	271.92
Surveying	2005-06	93.00	797.00	1,107.00	1,904.00	0.52	5.35	6.49	5.92	177.91	148.85	170.51	321.43
Surveying	2006-07	84.00	898.00	1,183.00	2,081.00	1.38	5.75	5.81	5.78	60.87	156.17	203.60	360.02
Surveying	2007-08	60.00	821.00	978.00	1,799.00	0.50	5.44	6.59	6.02	120.00	150.80	148.49	299.07
Welding	2003-04	124.00	1,132.00	828.00	1,960.00	0.84	4.69	5.92	5.31	147.62	241.34	139.86	369.45
Welding	2004-05	108.00	0.00	0.00	0.00	0.67	0.00	0.00	0.00	161.19			
Welding Eng Tech	2006-07	0.00	1,090.00	842.00	1,932.00	0.00	5.69	5.80	5.74		191.56	145.17	336.29
Welding Eng Tech	2007-08	120.00	1,299.00	966.00	2,265.00	0.67	6.89	6.18	6.53	179.10	188.53	156.31	346.60

FERRIS STATE UNIVERSITY

Student Credit Hours (SCH), Full Time Equated Faculty (FTEF) and SCH/FTEF Aggregated by University by Department within College

Department	Year	<u>Student Credit Hours</u>				<u>Full Time Equated Faculty</u>				<u>SCH/FTEF</u>			
		Summer	Fall	Winter	F + W (a)	Summer	Fall	Winter	Avg F + W (b)	Summer	Fall	Winter	F + W (a / b)
<u>College of Technology</u>													
Welding Engineering Technology	2004-05	0.00	1,210.00	954.00	2,164.00	0.00	5.69	6.35	6.02		212.76	150.17	359.47
Welding Engineering Technology	2005-06	116.00	1,300.00	940.00	2,240.00	0.67	4.76	5.73	5.24	173.13	273.32	163.97	427.11
Welding Engineering Technology	2006-07	116.00	0.00	0.00	0.00	0.67	0.00	0.00	0.00	173.13			
<u>Kendall College of Art & Design</u>													
Design Studies	2003-04	750.00	4,674.00	4,599.00	9,273.00	15.11	43.26	43.72	43.49	49.63	108.05	105.18	213.22
Design Studies	2004-05	684.00	4,752.00	4,833.00	9,585.00	16.06	44.07	46.08	45.07	42.60	107.84	104.89	212.66
Design Studies	2005-06	888.00	5,421.00	5,142.00	10,563.00	15.65	46.39	47.71	47.05	56.73	116.86	107.78	224.51
Design Studies	2006-07	900.00	0.00	0.00	0.00	11.50	0.00	0.00	0.00	78.29			
Fine Arts/Foundation	2003-04	111.00	2,444.00	2,204.00	4,648.00	4.10	19.40	15.90	17.65	27.07	125.98	138.63	263.35
Fine Arts/Foundation	2004-05	105.00	2,650.00	2,299.00	4,949.00	5.54	21.75	18.25	20.00	18.96	121.84	125.98	247.46
Fine Arts/Foundation	2005-06	192.00	2,687.00	2,532.00	5,219.00	4.53	22.42	23.21	22.82	42.38	119.85	109.07	228.73
Fine Arts/Foundation	2006-07	126.00	0.00	0.00	0.00	2.67	0.00	0.00	0.00	47.21			
Liberal Arts & Sciences	2003-04	627.00	3,375.00	3,426.00	6,801.00	6.57	15.32	15.70	15.51	95.43	220.25	218.24	438.47
Liberal Arts & Sciences	2004-05	711.00	3,426.00	3,240.00	6,666.00	10.73	16.79	17.33	17.06	66.28	204.05	186.99	390.78
Liberal Arts & Sciences	2005-06	957.00	3,610.00	3,169.00	6,779.00	8.02	17.04	16.72	16.88	119.38	211.83	189.56	401.60
Liberal Arts & Sciences	2006-07	736.00	0.00	0.00	0.00	13.26	0.00	0.00	0.00	55.51			
<u>Kendall College of Art-Design</u>													
Design Studies	2006-07	0.00	5,067.00	5,022.00	10,089.00	0.00	45.48	49.12	47.30		111.42	102.25	213.31
Design Studies	2007-08	735.00	5,133.00	5,213.00	10,346.00	7.54	47.10	43.42	45.26	97.54	108.99	120.07	228.61

FERRIS STATE UNIVERSITY

Student Credit Hours (SCH), Full Time Equated Faculty (FTEF) and SCH/FTEF Aggregated by University by Department within College

Department	Year	<u>Student Credit Hours</u>				<u>Full Time Equated Faculty</u>				<u>SCH/FTEF</u>			
		Summer	Fall	Winter	F + W (a)	Summer	Fall	Winter	Avg F + W (b)	Summer	Fall	Winter	F + W (a / b)
<u>Kendall College of Art-Design</u>													
Fine Arts-Foundation	2006-07	0.00	3,171.00	2,982.00	6,153.00	0.00	28.92	27.64	28.28		109.66	107.90	217.60
Fine Arts-Foundation	2007-08	219.00	3,819.00	3,384.00	7,203.00	2.95	32.98	28.14	30.56	74.36	115.80	120.26	235.70
Liberal Arts-Sci-Arts History	2006-07	0.00	3,582.00	3,180.00	6,762.00	0.00	18.41	16.21	17.31		194.55	196.22	390.66
Liberal Arts-Sci-Arts History	2007-08	863.00	3,893.00	3,824.00	7,717.00	5.04	18.31	16.82	17.56	171.40	212.67	227.30	439.35
<u>Michigan College of Optometry</u>													
MI College of Optometry	2006-07	0.00	2,459.00	2,432.00	4,891.00	0.00	17.60	19.26	18.43		139.76	126.28	265.42
MI College of Optometry	2007-08	838.00	2,572.00	2,446.00	5,018.00	15.01	19.36	20.20	19.78	55.84	132.87	121.09	253.71
<u>University College</u>													
Developmental Programs & Curriculum	2003-04	287.00	4,585.00	1,190.00	5,775.00	2.75	21.04	10.43	15.74	104.36	217.87	114.06	366.92
Developmental Programs & Curriculum	2004-05	168.00	3,932.00	1,035.00	4,967.00	2.75	16.78	7.20	11.99	61.09	234.39	143.75	414.35
Developmental Programs & Curriculum	2005-06	170.00	4,074.00	971.00	5,045.00	2.00	16.68	5.98	11.33	85.00	244.29	162.37	445.33
Developmental Programs & Curriculum	2006-07	43.00	0.00	0.00	0.00	0.00	0.00	0.00	0.00				
Developmental Progs-Curr	2006-07	0.00	3,436.00	769.00	4,205.00	0.00	13.20	4.48	8.84		260.30	171.65	475.68
Developmental Progs-Curr	2007-08	17.00	3,738.00	926.00	4,664.00	0.00	15.62	4.78	10.20		239.27	193.88	457.29

FERRIS STATE UNIVERSITY

Student Credit Hours (SCH), Full Time Equated Faculty (FTEF) and SCH/FTEF Aggregated by Course Prefix within College and Department

Prefix	Year	<u>Student Credit Hours</u>				<u>Full Time Equated Faculty</u>				<u>SCH/FTEF</u>			
		Summer	Fall	Winter	F + W (a)	Summer	Fall	Winter	Avg F + W (b)	Summer	Fall	Winter	F + W (a / b)
<u>College of Allied Health</u>													
<u>Clinical Lab-Resp Care-Hlth Ad</u>													
CAHS	2006-07	0.00	0.00	141.00	141.00	0.00	0.00	0.50	0.25			282.00	564.00
CAHS	2007-08	0.00	72.00	93.00	165.00	0.00	0.50	0.50	0.50		144.00	186.00	330.00
CCHS	2006-07	0.00	1,432.00	1,178.00	2,610.00	0.00	5.16	4.08	4.62		277.45	288.42	564.59
CCHS	2007-08	348.00	1,430.00	1,206.00	2,636.00	1.30	5.54	2.96	4.25	266.87	258.06	406.95	619.87
CLLS	2006-07	0.00	637.00	690.00	1,327.00	0.00	3.50	3.77	3.63		182.00	183.02	365.06
CLLS	2007-08	354.00	588.00	632.00	1,220.00	1.58	3.09	3.33	3.21	223.77	190.60	189.85	380.42
EHSM	2006-07	0.00	256.00	395.00	651.00	0.00	0.94	2.18	1.56		271.81	181.17	417.02
EHSM	2007-08	325.00	554.00	393.00	947.00	1.80	1.84	1.29	1.56	180.16	301.19	305.58	605.99
HCSA	2006-07	0.00	1,531.00	1,994.00	3,525.00	0.00	6.40	6.92	6.66		239.25	288.28	529.44
HCSA	2007-08	929.00	1,635.00	2,024.00	3,659.00	3.37	5.56	6.31	5.94	276.08	293.99	320.76	616.43
MRIS	2006-07	0.00	1,080.00	1,296.00	2,376.00	0.00	4.34	5.94	5.14		248.67	218.30	462.27
MRIS	2007-08	671.00	1,209.00	1,269.00	2,478.00	4.68	5.45	5.26	5.36	143.48	221.69	241.17	462.51
RESP	2006-07	0.00	1,231.00	1,217.00	2,448.00	0.00	6.27	6.20	6.23		196.39	196.29	392.68
RESP	2007-08	1,020.00	1,243.00	1,166.00	2,409.00	4.46	6.71	6.37	6.54	228.44	185.15	183.05	368.25
<u>Coll of Allied Health Sciences</u>													
CAHS	2006-07	0.00	2.00	0.00	2.00	0.00	0.00	0.00	0.00				
<u>Dental Hygiene-Medical Imaging</u>													
DHYG	2006-07	0.00	1,373.00	1,274.00	2,647.00	0.00	4.02	4.62	4.32		341.83	275.76	612.97
DHYG	2007-08	0.00	1,358.00	1,344.00	2,702.00	0.00	5.17	5.00	5.08		262.67	268.80	531.37
NUCM	2006-07	0.00	684.00	614.00	1,298.00	0.00	1.79	2.34	2.07		381.51	262.39	628.14

FERRIS STATE UNIVERSITY

Student Credit Hours (SCH), Full Time Equated Faculty (FTEF) and SCH/FTEF Aggregated by Course Prefix within College and Department

Prefix	Year	<u>Student Credit Hours</u>				<u>Full Time Equated Faculty</u>				<u>SCH/FTEF</u>			
		Summer	Fall	Winter	F + W (a)	Summer	Fall	Winter	Avg F + W (b)	Summer	Fall	Winter	F + W (a / b)
<u>College of Allied Health</u>													
<u>Dental Hygiene-Medical Imaging</u>													
NUCM	2007-08	189.00	756.00	601.00	1,357.00	0.88	2.25	2.85	2.55	214.49	336.00	210.88	532.16
RADI	2006-07	0.00	1,153.00	1,035.00	2,188.00	0.00	3.29	3.56	3.43		350.01	290.73	638.44
RADI	2007-08	682.00	1,129.00	1,039.00	2,168.00	1.83	2.00	2.78	2.39	372.92	564.50	373.74	907.11
SONO	2006-07	0.00	304.00	280.00	584.00	0.00	1.67	1.55	1.61		182.07	180.76	362.88
SONO	2007-08	243.00	324.00	316.00	640.00	1.29	1.65	1.88	1.77	187.89	195.82	167.88	361.90
<u>School of Nursing</u>													
NURS	2006-07	0.00	2,023.00	2,077.00	4,100.00	0.00	9.42	9.58	9.50		214.80	216.90	431.71
NURS	2007-08	378.00	2,237.00	2,658.00	4,895.00	3.36	9.18	11.12	10.15	112.44	243.65	239.03	482.24

FERRIS STATE UNIVERSITY

Student Credit Hours (SCH), Full Time Equated Faculty (FTEF) and SCH/FTEF Aggregated by Course Prefix within College and Department

Prefix	Year	<u>Student Credit Hours</u>				<u>Full Time Equated Faculty</u>				<u>SCH/FTEF</u>				
		Summer	Fall	Winter	F + W (a)	Summer	Fall	Winter	Avg F + W (b)	Summer	Fall	Winter	F + W (a / b)	
<u>College of Allied Health Sciences</u>														
<u>Clinical Lab, Resp Care and Health Admin</u>														
CAHS	2005-06	0.00	0.00	90.00	90.00	0.00	0.00	0.25	0.13				360.00	720.00
CCHS	2005-06	0.00	0.00	1,135.00	1,135.00	0.00	0.00	3.39	1.70				334.40	668.81
CCHS	2006-07	363.00	0.00	0.00	0.00	1.61	0.00	0.00	0.00	225.64				
CLLS	2005-06	0.00	0.00	581.00	581.00	0.00	0.00	2.96	1.48				196.28	392.57
CLLS	2006-07	468.00	0.00	0.00	0.00	1.87	0.00	0.00	0.00	250.27				
EHSM	2005-06	0.00	0.00	590.00	590.00	0.00	0.00	4.64	2.32				127.18	254.36
EHSM	2006-07	224.00	0.00	0.00	0.00	0.95	0.00	0.00	0.00	235.48				
HCSA	2005-06	0.00	0.00	1,842.00	1,842.00	0.00	0.00	6.90	3.45				266.83	533.66
HCSA	2006-07	621.00	0.00	0.00	0.00	2.45	0.00	0.00	0.00	253.04				
MRIS	2005-06	0.00	0.00	1,184.00	1,184.00	0.00	0.00	5.83	2.92				202.95	405.89
MRIS	2006-07	641.00	0.00	0.00	0.00	4.80	0.00	0.00	0.00	133.42				
RESP	2005-06	0.00	0.00	1,065.00	1,065.00	0.00	0.00	5.89	2.95				180.70	361.41
RESP	2006-07	838.00	0.00	0.00	0.00	4.68	0.00	0.00	0.00	178.97				
<u>College of Allied Health Sciences</u>														
CAHS	2003-04	0.00	0.00	69.00	69.00	0.00	0.00	0.25	0.13				276.00	552.00
CAHS	2004-05	0.00	8.00	84.00	92.00	0.00	0.00	0.25	0.13				336.00	736.00
CAHS	2005-06	10.00	2.00	0.00	2.00	0.00	0.00	0.00	0.00					
<u>Dental Hygiene and Medical Imaging</u>														
DHYG	2005-06	0.00	0.00	1,338.00	1,338.00	0.00	0.00	3.14	1.57				426.11	852.23
NUCM	2005-06	0.00	0.00	489.00	489.00	0.00	0.00	1.50	0.75				326.00	652.00

FERRIS STATE UNIVERSITY

Student Credit Hours (SCH), Full Time Equated Faculty (FTEF) and SCH/FTEF Aggregated by Course Prefix within College and Department

Prefix	Year	<u>Student Credit Hours</u>				<u>Full Time Equated Faculty</u>				<u>SCH/FTEF</u>			
		Summer	Fall	Winter	F + W (a)	Summer	Fall	Winter	Avg F + W (b)	Summer	Fall	Winter	F + W (a / b)
<u>College of Allied Health Sciences</u>													
<u>Dental Hygiene and Medical Imaging</u>													
NUCM	2006-07	232.00	0.00	0.00	0.00	0.95	0.00	0.00	0.00	245.32			
RADI	2005-06	0.00	0.00	972.00	972.00	0.00	0.00	2.56	1.28			379.69	759.38
RADI	2006-07	633.00	0.00	0.00	0.00	2.30	0.00	0.00	0.00	275.22			
SONO	2005-06	0.00	0.00	263.00	263.00	0.00	0.00	1.36	0.68			193.67	387.35
SONO	2006-07	230.00	0.00	0.00	0.00	1.36	0.00	0.00	0.00	168.65			
<u>Health Management</u>													
CCHS	2003-04	279.00	1,222.00	1,074.00	2,296.00	1.04	3.53	3.27	3.40	268.74	346.48	328.35	675.52
EHSM	2003-04	181.00	684.00	459.00	1,143.00	0.99	2.92	3.23	3.07	182.21	234.01	142.31	371.81
HCSA	2003-04	176.00	524.00	585.00	1,109.00	1.67	2.04	2.79	2.41	105.32	256.93	209.90	459.55
MRIS	2003-04	496.00	1,161.00	1,280.00	2,441.00	2.84	4.30	5.47	4.88	174.85	270.18	233.94	499.76
<u>Health Management Department</u>													
CCHS	2004-05	284.00	1,176.00	985.00	2,161.00	1.18	3.20	3.07	3.13	241.65	367.42	321.32	689.73
CCHS	2005-06	317.00	1,476.00	0.00	1,476.00	1.35	4.68	0.00	2.34	235.04	315.71		631.41
CLLS	2004-05	0.00	271.00	379.00	650.00	0.00	2.58	2.89	2.74		105.04	131.14	237.66
CLLS	2005-06	217.00	491.00	0.00	491.00	1.74	3.08	0.00	1.54	124.71	159.48		318.96
EHSM	2004-05	246.00	576.00	555.00	1,131.00	1.29	3.26	3.61	3.44	190.78	176.42	153.69	328.97
EHSM	2005-06	299.00	669.00	0.00	669.00	1.71	5.17	0.00	2.58	174.56	129.45		258.90
HCSA	2004-05	132.00	1,125.00	962.00	2,087.00	0.78	4.30	3.21	3.76	169.23	261.58	299.51	555.59
HCSA	2005-06	270.00	1,349.00	0.00	1,349.00	1.72	3.85	0.00	1.92	157.26	350.67		701.35
MRIS	2004-05	714.00	1,185.00	1,308.00	2,493.00	3.37	4.81	5.32	5.06	211.87	246.48	246.03	492.49

FERRIS STATE UNIVERSITY

Student Credit Hours (SCH), Full Time Equated Faculty (FTEF) and SCH/FTEF Aggregated by Course Prefix within College and Department

Prefix	Year	<u>Student Credit Hours</u>				<u>Full Time Equated Faculty</u>				<u>SCH/FTEF</u>			
		Summer	Fall	Winter	F + W (a)	Summer	Fall	Winter	Avg F + W (b)	Summer	Fall	Winter	F + W (a / b)
<u>College of Allied Health Sciences</u>													
<u>Health Management Department</u>													
MRIS	2005-06	724.00	1,409.00	0.00	1,409.00	4.19	5.26	0.00	2.63	172.68	267.78		535.56
RESP	2004-05	266.00	430.00	423.00	853.00	1.41	2.32	2.19	2.26	188.62	185.41	192.87	378.08
RESP	2005-06	505.00	754.00	0.00	754.00	1.83	4.03	0.00	2.02	275.77	186.91		373.82
<u>Health Related Programs</u>													
CLLS	2003-04	93.00	289.00	406.00	695.00	0.93	2.33	2.65	2.49	100.00	124.03	153.21	279.12
CLLS	2004-05	107.00	0.00	0.00	0.00	0.60	0.00	0.00	0.00	179.53			
NUCM	2003-04	120.00	519.00	401.00	920.00	1.00	2.00	2.00	2.00	120.00	259.50	200.50	460.00
NUCM	2004-05	190.00	0.00	0.00	0.00	1.06	0.00	0.00	0.00	179.25			
RADI	2003-04	623.00	1,104.00	993.00	2,097.00	2.50	2.70	2.90	2.80	249.20	408.76	342.41	748.81
RADI	2004-05	664.00	0.00	0.00	0.00	1.26	0.00	0.00	0.00	527.28			
RESP	2003-04	168.00	338.00	453.00	791.00	1.00	2.00	2.41	2.20	168.00	169.00	188.16	358.93
RESP	2004-05	156.00	0.00	0.00	0.00	0.71	0.00	0.00	0.00	221.00			
SONO	2003-04	141.00	350.00	330.00	680.00	0.75	2.00	2.00	2.00	187.17	175.00	165.00	340.00
SONO	2004-05	120.00	0.00	0.00	0.00	0.89	0.00	0.00	0.00	134.83			
<u>Imaging Sciences</u>													
NUCM	2004-05	0.00	710.00	534.00	1,244.00	0.00	2.00	2.11	2.05		355.00	253.08	605.35
NUCM	2005-06	170.00	630.00	0.00	630.00	1.20	1.93	0.00	0.96	141.67	326.67		653.33
RADI	2004-05	0.00	1,068.00	936.00	2,004.00	0.00	2.81	2.48	2.64		380.67	377.42	758.29
RADI	2005-06	607.00	1,020.00	0.00	1,020.00	0.83	3.07	0.00	1.54	731.33	332.14		664.29
SONO	2004-05	0.00	298.00	277.00	575.00	0.00	0.95	1.27	1.11		313.68	218.11	518.02

FERRIS STATE UNIVERSITY

Student Credit Hours (SCH), Full Time Equated Faculty (FTEF) and SCH/FTEF Aggregated by Course Prefix within College and Department

Prefix	Year	<u>Student Credit Hours</u>				<u>Full Time Equated Faculty</u>				<u>SCH/FTEF</u>			
		Summer	Fall	Winter	F + W (a)	Summer	Fall	Winter	Avg F + W (b)	Summer	Fall	Winter	F + W (a / b)
<u>College of Allied Health Sciences</u>													
<u>Imaging Sciences</u>													
SONO	2005-06	129.00	274.00	0.00	274.00	1.23	1.63	0.00	0.82	104.77	167.59		335.18
<u>Nursing & Dental Hvgiene</u>													
DHYG	2003-04	62.00	1,467.00	1,248.00	2,715.00	1.00	4.91	4.22	4.56	62.00	298.94	295.73	594.92
DHYG	2004-05	68.00	1,489.00	1,397.00	2,886.00	1.00	4.52	5.05	4.78	68.00	329.45	276.63	603.16
DHYG	2005-06	0.00	1,444.00	0.00	1,444.00	0.00	3.76	0.00	1.88		383.61		767.21
NURS	2003-04	366.00	1,633.00	1,710.00	3,343.00	1.64	10.69	12.50	11.59	222.78	152.83	136.82	288.40
NURS	2004-05	476.00	1,820.00	1,712.00	3,532.00	3.48	9.81	10.96	10.39	136.78	185.51	156.16	340.04
NURS	2005-06	366.00	1,824.00	0.00	1,824.00	3.34	9.78	0.00	4.89	109.58	186.43		372.85
<u>School of Nursing</u>													
NURS	2005-06	0.00	0.00	1,580.00	1,580.00	0.00	0.00	7.60	3.80			207.94	415.89
NURS	2006-07	264.00	0.00	0.00	0.00	2.42	0.00	0.00	0.00	109.09			

FERRIS STATE UNIVERSITY

Student Credit Hours (SCH), Full Time Equated Faculty (FTEF) and SCH/FTEF Aggregated by Course Prefix within College and Department

Prefix	Year	<u>Student Credit Hours</u>				<u>Full Time Equated Faculty</u>				<u>SCH/FTEF</u>			
		Summer	Fall	Winter	F + W (a)	Summer	Fall	Winter	Avg F + W (b)	Summer	Fall	Winter	F + W (a / b)
<u>College of Arts and Sciences</u>													
<u>Biological Sciences</u>													
BIOL	2003-04	1,440.00	8,037.00	6,668.00	14,705.00	8.21	23.28	21.35	22.31	175.48	345.29	312.32	659.03
BIOL	2004-05	1,728.00	7,940.00	6,971.00	14,911.00	7.71	22.23	22.11	22.17	224.10	357.09	315.33	672.55
BIOL	2005-06	1,968.00	8,471.00	7,048.00	15,519.00	8.58	25.99	23.30	24.64	229.33	325.93	302.52	629.73
BIOL	2006-07	1,868.00	0.00	0.00	0.00	9.09	0.00	0.00	0.00	205.55			
HORT	2003-04	93.00	301.00	180.00	481.00	0.81	2.24	1.80	2.02	114.96	134.38	100.00	238.12
HORT	2004-05	123.00	233.00	161.00	394.00	0.81	2.22	1.98	2.10	151.47	105.19	81.18	187.69
HORT	2005-06	85.00	212.00	167.00	379.00	0.83	2.15	1.80	1.98	102.24	98.55	92.78	191.84
HORT	2006-07	88.00	0.00	0.00	0.00	0.82	0.00	0.00	0.00	107.92			
<u>Biology</u>													
BIOL	2006-07	0.00	8,450.00	7,844.00	16,294.00	0.00	25.77	26.22	25.99		327.90	299.19	626.85
BIOL	2007-08	1,833.00	9,198.00	8,019.00	17,217.00	9.67	27.74	26.27	27.00	189.48	331.57	305.27	637.55
HORT	2006-07	0.00	187.00	136.00	323.00	0.00	2.74	2.17	2.45		68.34	62.67	131.66
HORT	2007-08	46.00	248.00	190.00	438.00	0.60	2.39	1.95	2.17	76.03	103.77	97.44	201.84
INBI	2007-08	0.00	60.00	0.00	60.00	0.00	0.57	0.00	0.29		105.00		210.00
<u>Clinical Lab-Resp Care-Hlth Ad</u>													
MRIS	2006-07	0.00	164.00	40.00	204.00	0.00	0.53	0.33	0.43		307.50	121.21	472.59
<u>Humanities</u>													
AFAM	2004-05	0.00	57.00	0.00	57.00	0.00	0.25	0.00	0.13		228.00		456.00
AFAM	2005-06	0.00	27.00	0.00	27.00	0.00	0.25	0.00	0.13		108.00		216.00
AFAM	2006-07	0.00	60.00	0.00	60.00	0.00	0.36	0.00	0.18		166.40		332.80
AFAM	2007-08	0.00	66.00	0.00	66.00	0.00	0.42	0.00	0.21		157.14		314.29

FERRIS STATE UNIVERSITY

Student Credit Hours (SCH), Full Time Equated Faculty (FTEF) and SCH/FTEF Aggregated by Course Prefix within College and Department

Prefix	Year	<u>Student Credit Hours</u>				<u>Full Time Equated Faculty</u>				<u>SCH/FTEF</u>			
		Summer	Fall	Winter	F + W (a)	Summer	Fall	Winter	Avg F + W (b)	Summer	Fall	Winter	F + W (a / b)
<u>College of Arts and Sciences</u>													
<u>Humanities</u>													
AMST	2005-06	0.00	24.00	0.00	24.00	0.00	0.25	0.00	0.13		96.00		192.00
AMST	2006-07	0.00	45.00	0.00	45.00	0.00	0.04	0.00	0.02		1,125.00		2,250.00
ARTH	2003-04	0.00	207.00	372.00	579.00	0.00	0.69	1.00	0.84		301.09	372.00	686.22
ARTH	2004-05	51.00	255.00	579.00	834.00	0.35	0.69	1.49	1.09	144.00	370.91	387.85	765.01
ARTH	2005-06	102.00	183.00	435.00	618.00	0.30	0.75	1.00	0.87	340.00	244.59	435.00	707.02
ARTH	2006-07	93.00	270.00	471.00	741.00	0.13	0.54	1.25	0.90	744.00	500.00	376.80	827.93
ARTH	2007-08	108.00	267.00	468.00	735.00	0.50	0.75	0.89	0.82	216.00	356.00	524.16	894.78
ARTS	2003-04	66.00	598.00	597.00	1,195.00	0.25	2.25	2.25	2.25	264.00	265.78	265.33	531.11
ARTS	2004-05	49.00	556.00	570.00	1,126.00	0.34	2.25	2.25	2.25	144.12	247.11	253.33	500.44
ARTS	2005-06	39.00	516.00	534.00	1,050.00	0.25	2.25	2.00	2.13	156.00	229.33	267.00	494.12
ARTS	2006-07	48.00	511.00	558.00	1,069.00	0.25	2.25	2.25	2.25	192.00	227.11	248.00	475.11
ARTS	2007-08	3.00	475.00	561.00	1,036.00	0.00	2.00	2.00	2.00		237.50	280.50	518.00
COMH	2003-04	0.00	576.00	0.00	576.00	0.00	2.25	0.00	1.13		256.00		512.00
COMH	2004-05	0.00	591.00	0.00	591.00	0.00	2.00	0.00	1.00		295.50		591.00
COMH	2005-06	0.00	624.00	0.00	624.00	0.00	2.00	0.00	1.00		312.00		624.00
COMH	2006-07	0.00	579.00	0.00	579.00	0.00	2.00	0.00	1.00		289.50		579.00
COMH	2007-08	0.00	633.00	0.00	633.00	0.00	2.25	0.00	1.13		281.33		562.67
COMM	2003-04	653.00	5,135.00	4,494.00	9,629.00	3.22	17.25	16.00	16.63	202.80	297.68	280.88	579.19
COMM	2004-05	780.00	5,101.00	4,214.00	9,315.00	3.54	17.25	16.00	16.63	220.65	295.71	263.38	560.30
COMM	2005-06	880.00	5,148.00	4,380.00	9,528.00	3.97	17.16	14.92	16.04	221.66	299.91	293.57	593.92
COMM	2006-07	723.00	4,746.00	3,975.00	8,721.00	3.05	16.00	16.00	16.00	237.05	296.63	248.44	545.06
COMM	2007-08	753.00	4,585.00	4,316.00	8,901.00	3.58	14.50	16.00	15.25	210.34	316.21	269.75	583.67
FILM	2006-07	0.00	498.00	303.00	801.00	0.00	1.08	0.50	0.79		459.69	606.00	1,011.79
FILM	2007-08	69.00	420.00	372.00	792.00	0.25	1.00	0.75	0.88	276.00	420.00	496.00	905.14

FERRIS STATE UNIVERSITY

Student Credit Hours (SCH), Full Time Equated Faculty (FTEF) and SCH/FTEF Aggregated by Course Prefix within College and Department

Prefix	Year	<u>Student Credit Hours</u>				<u>Full Time Equated Faculty</u>				<u>SCH/FTEF</u>			
		Summer	Fall	Winter	F + W (a)	Summer	Fall	Winter	Avg F + W (b)	Summer	Fall	Winter	F + W (a / b)
<u>College of Arts and Sciences</u>													
<u>Humanities</u>													
HISH	2006-07	0.00	0.00	45.00	45.00	0.00	0.00	0.50	0.25			90.00	180.00
HIST	2003-04	279.00	1,881.00	2,439.00	4,320.00	1.25	4.17	5.50	4.83	223.20	451.44	443.45	893.79
HIST	2004-05	567.00	2,661.00	2,520.00	5,181.00	2.00	7.50	6.36	6.93	283.50	354.80	396.40	747.77
HIST	2005-06	513.00	2,529.00	2,310.00	4,839.00	2.51	6.75	5.50	6.13	204.38	374.67	420.00	790.04
HIST	2006-07	642.00	2,550.00	2,394.00	4,944.00	2.50	7.50	6.25	6.88	256.80	340.00	383.04	719.13
HIST	2007-08	594.00	2,454.00	2,358.00	4,812.00	2.50	7.00	6.14	6.57	237.60	350.57	383.86	732.26
HUMH	2006-07	0.00	0.00	69.00	69.00	0.00	0.00	0.25	0.13			276.00	552.00
HUMH	2007-08	0.00	0.00	147.00	147.00	0.00	0.00	0.64	0.32			228.67	457.33
HUMN	2003-04	471.00	2,589.00	2,460.00	5,049.00	1.50	8.08	6.86	7.47	314.00	320.29	358.75	675.88
HUMN	2004-05	378.00	2,706.00	2,953.00	5,659.00	1.15	8.50	7.76	8.13	329.89	318.35	380.68	696.19
HUMN	2005-06	234.00	2,613.00	2,892.00	5,505.00	0.95	7.00	7.50	7.25	246.32	373.29	385.60	759.31
HUMN	2006-07	411.00	1,200.00	1,365.00	2,565.00	1.13	3.27	2.75	3.01	365.33	367.35	496.36	852.63
HUMN	2007-08	66.00	936.00	837.00	1,773.00	0.25	2.00	2.07	2.04	264.00	468.00	404.07	870.95
MUSI	2003-04	21.00	882.00	1,214.00	2,096.00	0.59	3.50	4.00	3.75	35.59	252.00	303.53	558.96
MUSI	2004-05	93.00	1,055.00	1,202.00	2,257.00	0.50	3.38	4.00	3.69	186.00	312.59	300.50	612.07
MUSI	2005-06	116.00	1,261.00	1,450.00	2,711.00	0.93	4.50	4.81	4.65	124.75	280.22	301.73	582.66
MUSI	2006-07	16.00	1,117.00	1,515.00	2,632.00	0.08	5.25	5.38	5.31	200.00	212.76	281.86	495.44
MUSI	2007-08	102.00	1,409.00	1,504.00	2,913.00	0.59	5.44	5.30	5.37	172.88	258.88	283.77	542.32
PHIH	2006-07	0.00	0.00	60.00	60.00	0.00	0.00	0.25	0.13			240.00	480.00
PHIH	2007-08	0.00	129.00	0.00	129.00	0.00	0.50	0.00	0.25		258.00		516.00
PHIL	2006-07	0.00	534.00	666.00	1,200.00	0.00	2.00	2.36	2.18		267.00	282.55	550.82
PHIL	2007-08	60.00	657.00	816.00	1,473.00	0.50	2.25	2.75	2.50	120.00	292.00	296.73	589.20
RELG	2006-07	0.00	171.00	123.00	294.00	0.00	0.75	0.50	0.63		228.00	246.00	470.40
RELG	2007-08	0.00	207.00	327.00	534.00	0.00	0.75	1.00	0.88		276.00	327.00	610.29

FERRIS STATE UNIVERSITY

Student Credit Hours (SCH), Full Time Equated Faculty (FTEF) and SCH/FTEF Aggregated by Course Prefix within College and Department

Prefix	Year	<u>Student Credit Hours</u>				<u>Full Time Equated Faculty</u>				<u>SCH/FTEF</u>			
		Summer	Fall	Winter	F + W (a)	Summer	Fall	Winter	Avg F + W (b)	Summer	Fall	Winter	F + W (a / b)
<u>College of Arts and Sciences</u>													
<u>Humanities</u>													
RELH	2006-07	0.00	0.00	66.00	66.00	0.00	0.00	0.25	0.13			264.00	528.00
THTR	2003-04	0.00	255.00	275.00	530.00	0.00	2.00	2.00	2.00		127.50	137.50	265.00
THTR	2004-05	33.00	224.00	235.00	459.00	0.13	2.25	2.00	2.13	264.00	99.56	117.50	216.00
THTR	2005-06	21.00	203.00	292.00	495.00	0.25	2.00	2.00	2.00	84.00	101.50	146.00	247.50
THTR	2006-07	0.00	279.00	278.00	557.00	0.00	2.00	2.00	2.00		139.50	139.00	278.50
THTR	2007-08	0.00	197.00	238.00	435.00	0.00	2.00	2.00	2.00		98.50	119.00	217.50
WGST	2004-05	0.00	0.00	69.00	69.00	0.00	0.00	0.00	0.00				
WGST	2005-06	0.00	0.00	135.00	135.00	0.00	0.00	0.00	0.00				
<u>Language and Literature</u>													
ENGL	2003-04	1,686.00	10,103.00	7,821.00	17,924.00	8.16	39.13	32.80	35.96	206.58	258.21	238.45	498.40
ENGL	2004-05	1,905.00	9,398.00	7,189.00	16,587.00	9.05	38.90	32.12	35.51	210.50	241.61	223.84	467.15
ENGL	2005-06	1,844.00	9,590.00	7,728.00	17,318.00	9.17	40.05	33.50	36.77	201.08	239.47	230.71	470.96
ENGL	2006-07	1,890.00	0.00	0.00	0.00	9.42	0.00	0.00	0.00	200.71			
FREN	2003-04	96.00	369.00	327.00	696.00	0.83	1.54	1.33	1.43	115.66	240.23	245.60	485.45
FREN	2004-05	110.00	350.00	378.00	728.00	0.25	1.25	1.33	1.29	440.00	280.00	284.21	564.34
FREN	2005-06	194.00	345.00	413.00	758.00	0.58	1.58	2.00	1.79	334.48	218.35	206.50	423.46
FREN	2006-07	185.00	0.00	0.00	0.00	1.25	0.00	0.00	0.00	148.00			
GERM	2003-04	30.00	231.00	242.00	473.00	0.25	1.00	0.92	0.96	120.00	231.00	264.00	493.57
GERM	2004-05	0.00	219.00	226.00	445.00	0.00	1.00	0.92	0.96		219.00	246.55	464.35
GERM	2005-06	15.00	272.00	334.00	606.00	0.25	1.00	1.25	1.13	60.00	272.00	267.20	538.67
JRNL	2003-04	0.00	129.00	129.00	258.00	0.00	0.67	0.67	0.67		193.50	193.50	387.00
JRNL	2004-05	0.00	144.00	123.00	267.00	0.00	0.92	0.67	0.79		157.09	184.50	337.26
JRNL	2005-06	0.00	162.00	138.00	300.00	0.00	1.00	0.67	0.83		162.00	207.00	360.00

FERRIS STATE UNIVERSITY

Student Credit Hours (SCH), Full Time Equated Faculty (FTEF) and SCH/FTEF Aggregated by Course Prefix within College and Department

Prefix	Year	<u>Student Credit Hours</u>				<u>Full Time Equated Faculty</u>				<u>SCH/FTEF</u>			
		Summer	Fall	Winter	F + W (a)	Summer	Fall	Winter	Avg F + W (b)	Summer	Fall	Winter	F + W (a / b)
<u>College of Arts and Sciences</u>													
<u>Language and Literature</u>													
LANG	2003-04	27.00	7.00	168.00	175.00	0.25	0.00	0.50	0.25	108.00		336.96	702.01
LANG	2004-05	57.00	8.00	117.00	125.00	0.25	0.00	0.50	0.25	228.00		234.00	500.00
LANG	2005-06	48.00	99.00	174.00	273.00	0.25	0.50	0.75	0.62	192.00	199.45	232.00	438.07
LANG	2006-07	27.00	0.00	0.00	0.00	0.13	0.00	0.00	0.00	216.00			
LITR	2003-04	144.00	1,368.00	1,686.00	3,054.00	0.75	6.92	6.68	6.80	192.37	197.78	252.36	449.20
LITR	2004-05	159.00	1,194.00	1,430.00	2,624.00	1.20	6.67	8.22	7.44	132.50	179.10	173.91	352.47
LITR	2005-06	135.00	1,161.00	1,448.00	2,609.00	0.90	5.35	6.93	6.14	150.38	217.01	209.05	425.03
LITR	2006-07	246.00	0.00	0.00	0.00	1.46	0.00	0.00	0.00	168.69			
SPAN	2003-04	359.00	1,084.00	1,120.00	2,204.00	1.66	4.00	4.58	4.29	216.27	271.00	244.54	513.75
SPAN	2004-05	121.00	1,036.00	1,233.00	2,269.00	0.33	3.66	4.58	4.12	366.67	283.06	269.21	550.73
SPAN	2005-06	445.00	1,275.00	1,517.00	2,792.00	1.91	4.66	5.33	4.99	232.98	273.61	284.62	558.96
SPAN	2006-07	360.00	0.00	0.00	0.00	1.58	0.00	0.00	0.00	227.85			
<u>Languages and Literature</u>													
ENGL	2006-07	0.00	9,474.00	7,042.00	16,516.00	0.00	37.70	32.88	35.29		251.28	214.14	467.96
ENGL	2007-08	1,971.00	9,486.00	6,904.00	16,390.00	9.41	39.58	28.38	33.98	209.40	239.65	243.31	482.35
ENGP	2007-08	0.00	0.00	444.00	444.00	0.00	0.00	2.13	1.07			208.13	416.25
FREN	2006-07	0.00	292.00	240.00	532.00	0.00	1.33	1.00	1.17		219.55	240.00	456.65
FREN	2007-08	113.00	439.00	480.00	919.00	0.99	2.03	2.00	2.01	114.14	216.26	240.00	456.08
FRNH	2007-08	0.00	48.00	0.00	48.00	0.00	0.30	0.00	0.15		160.00		320.00
GERM	2006-07	0.00	272.00	326.00	598.00	0.00	1.00	1.33	1.17		272.00	245.11	513.30
GERM	2007-08	0.00	247.00	298.00	545.00	0.00	1.00	1.00	1.00		247.00	298.00	545.00
JRNL	2006-07	0.00	99.00	162.00	261.00	0.00	0.67	0.92	0.79		148.50	176.73	329.68

FERRIS STATE UNIVERSITY

Student Credit Hours (SCH), Full Time Equated Faculty (FTEF) and SCH/FTEF Aggregated by Course Prefix within College and Department

Prefix	Year	<u>Student Credit Hours</u>				<u>Full Time Equated Faculty</u>				<u>SCH/FTEF</u>			
		Summer	Fall	Winter	F + W (a)	Summer	Fall	Winter	Avg F + W (b)	Summer	Fall	Winter	F + W (a / b)
<u>College of Arts and Sciences</u>													
<u>Languages and Literature</u>													
JRNL	2007-08	0.00	123.00	180.00	303.00	0.00	0.67	0.92	0.79		184.50	196.36	382.74
LANG	2006-07	0.00	132.00	186.00	318.00	0.00	0.75	0.75	0.75		176.00	248.00	424.00
LANG	2007-08	36.00	112.00	150.00	262.00	0.25	0.56	0.75	0.66	144.00	199.11	200.00	399.24
LITH	2006-07	0.00	0.00	231.00	231.00	0.00	0.00	1.08	0.54			213.23	426.46
LITH	2007-08	0.00	189.00	207.00	396.00	0.00	0.83	0.75	0.79		226.80	276.00	500.21
LITR	2006-07	0.00	929.00	1,084.00	2,013.00	0.00	5.96	6.54	6.25		155.76	165.88	322.10
LITR	2007-08	166.00	777.00	1,302.00	2,079.00	1.00	4.41	8.18	6.30	166.00	176.06	159.20	330.21
SPAN	2006-07	0.00	1,408.00	1,595.00	3,003.00	0.00	4.33	5.66	5.00		325.17	281.80	601.20
SPAN	2007-08	354.00	1,136.00	1,235.00	2,371.00	1.50	4.33	5.00	4.66	236.00	262.36	247.00	508.25
<u>Mathematics</u>													
CPSC	2003-04	0.00	166.00	63.00	229.00	0.00	0.86	0.25	0.55		193.91	252.00	414.08
CPSC	2004-05	12.00	181.00	115.00	296.00	0.25	0.80	0.86	0.83	48.00	226.93	134.34	357.99
CPSC	2005-06	18.00	180.00	36.00	216.00	0.25	0.61	0.25	0.43	72.00	297.00	144.00	504.64
CPSC	2006-07	0.00	147.00	39.00	186.00	0.00	0.89	0.58	0.73		165.85	66.86	253.11
CPSC	2007-08	15.00	125.00	33.00	158.00	0.25	0.61	0.18	0.39	60.34	206.25	187.00	403.82
MATH	2003-04	924.00	10,810.00	7,705.00	18,515.00	5.07	31.95	24.83	28.39	182.25	338.30	310.31	652.12
MATH	2004-05	1,159.00	9,834.00	7,487.00	17,321.00	4.74	32.33	27.18	29.76	244.61	304.18	275.44	582.11
MATH	2005-06	1,058.00	10,192.00	7,591.00	17,783.00	4.99	30.83	26.22	28.53	211.91	330.54	289.51	623.38
MATH	2006-07	977.00	9,442.00	7,572.00	17,014.00	5.58	30.51	27.63	29.07	175.00	309.44	274.05	585.24
MATH	2007-08	1,008.00	9,941.00	7,464.00	17,405.00	6.50	30.44	24.91	27.67	155.14	326.61	299.61	628.92
<u>Physical Sciences</u>													

FERRIS STATE UNIVERSITY

Student Credit Hours (SCH), Full Time Equated Faculty (FTEF) and SCH/FTEF Aggregated by Course Prefix within College and Department

Prefix	Year	<u>Student Credit Hours</u>				<u>Full Time Equated Faculty</u>				<u>SCH/FTEF</u>			
		Summer	Fall	Winter	F + W (a)	Summer	Fall	Winter	Avg F + W (b)	Summer	Fall	Winter	F + W (a / b)
<u>College of Arts and Sciences</u>													
<u>Physical Sciences</u>													
ASTR	2003-04	66.00	292.00	309.00	601.00	0.32	0.60	0.60	0.60	206.25	486.67	515.00	1,001.67
ASTR	2004-05	0.00	300.00	316.00	616.00	0.00	0.60	0.60	0.60		500.00	526.67	1,026.67
ASTR	2005-06	39.00	224.00	308.00	532.00	0.32	0.67	0.78	0.72	121.88	336.00	397.42	738.03
ASTR	2006-07	0.00	176.00	204.00	380.00	0.00	0.67	0.56	0.61		264.00	367.20	621.82
ASTR	2007-08	0.00	168.00	188.00	356.00	0.00	0.56	0.50	0.53		302.40	376.00	674.53
CHEM	2003-04	648.00	4,652.00	3,829.00	8,481.00	3.52	12.15	13.02	12.58	184.09	382.91	294.13	673.97
CHEM	2004-05	778.00	4,870.00	3,982.00	8,852.00	2.48	13.03	13.07	13.05	313.14	373.75	304.74	678.39
CHEM	2005-06	925.00	5,441.00	4,488.00	9,929.00	3.12	13.69	13.81	13.75	296.47	397.40	324.98	722.07
CHEM	2006-07	970.00	5,587.00	4,722.00	10,309.00	4.04	13.31	12.70	13.00	239.92	419.77	371.81	792.71
CHEM	2007-08	981.00	5,647.00	4,728.00	10,375.00	4.24	13.39	14.47	13.93	231.37	421.61	326.81	744.77
GEOL	2003-04	9.00	344.00	81.00	425.00	0.17	1.00	0.33	0.67	52.50	344.00	243.00	637.50
GEOL	2004-05	12.00	345.00	84.00	429.00	0.17	1.00	0.33	0.67	70.00	345.00	252.00	643.50
GEOL	2005-06	0.00	368.00	78.00	446.00	0.00	1.00	0.33	0.67		368.00	234.00	669.00
GEOL	2006-07	47.00	365.00	72.00	437.00	0.20	1.00	0.33	0.67	235.00	365.00	216.00	655.50
GEOL	2007-08	84.00	363.00	69.00	432.00	0.40	1.00	0.33	0.67	210.00	363.00	207.00	648.00
INBI	2006-07	0.00	44.00	0.00	44.00	0.00	0.50	0.00	0.25		88.00		176.00
INCT	2003-04	12.00	0.00	0.00	0.00	0.17	0.00	0.00	0.00	71.86			
INPS	2006-07	0.00	0.00	24.00	24.00	0.00	0.00	0.30	0.15			80.00	160.00
INPS	2007-08	0.00	18.00	54.00	72.00	0.00	0.27	0.30	0.29		66.00	180.00	251.43
PHSC	2003-04	84.00	192.00	288.00	480.00	0.23	0.67	0.67	0.67	367.50	288.00	432.00	720.00
PHSC	2004-05	76.00	184.00	288.00	472.00	0.23	0.67	0.67	0.67	332.50	276.00	432.00	708.00
PHSC	2005-06	92.00	200.00	292.00	492.00	0.40	0.60	0.67	0.63	230.00	333.33	438.00	776.84
PHSC	2006-07	68.00	292.00	284.00	576.00	0.20	0.67	0.67	0.67	340.00	438.00	426.00	864.00
PHSC	2007-08	80.00	244.00	264.00	508.00	0.40	0.65	0.67	0.66	200.00	377.44	396.00	773.72

FERRIS STATE UNIVERSITY

Student Credit Hours (SCH), Full Time Equated Faculty (FTEF) and SCH/FTEF Aggregated by Course Prefix within College and Department

Prefix	Year	<u>Student Credit Hours</u>				<u>Full Time Equated Faculty</u>				<u>SCH/FTEF</u>			
		Summer	Fall	Winter	F + W (a)	Summer	Fall	Winter	Avg F + W (b)	Summer	Fall	Winter	F + W (a / b)
<u>College of Arts and Sciences</u>													
<u>Physical Sciences</u>													
PHYS	2003-04	140.00	1,444.00	1,554.00	2,998.00	1.00	4.30	4.40	4.35	140.00	335.44	353.18	688.82
PHYS	2004-05	65.00	1,563.00	1,721.00	3,284.00	0.33	4.57	4.80	4.68	196.97	342.14	358.54	701.09
PHYS	2005-06	96.00	1,536.00	1,851.00	3,387.00	0.44	4.40	5.04	4.72	218.18	348.96	367.63	717.84
PHYS	2006-07	137.00	1,737.00	1,706.00	3,443.00	1.09	4.52	4.72	4.62	125.48	383.97	361.34	744.82
PHYS	2007-08	150.00	1,735.00	1,840.00	3,575.00	1.19	5.16	5.57	5.37	126.48	336.14	330.26	666.17
<u>Social Sciences</u>													
ANTH	2003-04	0.00	378.00	426.00	804.00	0.00	1.00	1.00	1.00		378.00	426.00	804.00
ANTH	2004-05	0.00	388.00	351.00	739.00	0.00	1.00	1.00	1.00		388.00	351.00	739.00
ANTH	2005-06	6.00	507.00	424.00	931.00	0.00	1.00	1.25	1.13		507.00	339.20	827.56
GEOG	2003-04	280.00	1,236.00	1,425.00	2,661.00	1.00	3.33	3.80	3.57	280.00	370.80	375.12	746.20
GEOG	2004-05	153.00	1,245.00	1,443.00	2,688.00	0.50	3.50	4.06	3.78	306.00	355.71	355.20	710.88
GEOG	2005-06	228.00	1,089.00	1,521.00	2,610.00	1.00	3.00	4.50	3.75	228.00	363.00	338.00	696.00
GEOG	2006-07	315.00	0.00	0.00	0.00	0.25	0.00	0.00	0.00	1,260.00			
PLSC	2003-04	696.00	924.00	1,331.00	2,255.00	2.17	3.33	3.83	3.58	321.23	277.48	347.52	629.89
PLSC	2004-05	648.00	937.00	1,275.00	2,212.00	2.00	3.18	3.75	3.46	324.00	294.65	340.00	638.38
PLSC	2005-06	638.00	1,086.00	1,273.00	2,359.00	2.53	2.64	3.42	3.03	252.54	411.88	372.22	778.98
PLSC	2006-07	466.00	0.00	0.00	0.00	1.78	0.00	0.00	0.00	261.11			
PSYC	2003-04	557.00	3,669.00	3,816.00	7,485.00	1.83	9.91	9.25	9.58	304.37	370.23	412.76	781.52
PSYC	2004-05	405.00	3,579.00	3,516.00	7,095.00	1.75	9.16	8.41	8.79	231.43	390.72	418.07	807.63
PSYC	2005-06	329.00	3,456.00	3,474.00	6,930.00	1.33	9.08	8.99	9.03	247.37	380.62	386.43	767.02
PSYC	2006-07	261.00	0.00	0.00	0.00	1.25	0.00	0.00	0.00	208.80			
SCWK	2003-04	228.00	635.00	985.00	1,620.00	2.10	5.02	6.14	5.58	108.57	126.47	160.42	290.29
SCWK	2004-05	425.00	781.00	1,006.00	1,787.00	4.92	5.76	6.82	6.29	86.37	135.63	147.51	284.14
SCWK	2005-06	408.00	765.00	1,060.00	1,825.00	2.31	6.01	6.38	6.19	176.62	127.29	166.19	294.64

FERRIS STATE UNIVERSITY

Student Credit Hours (SCH), Full Time Equated Faculty (FTEF) and SCH/FTEF Aggregated by Course Prefix within College and Department

Prefix	Year	<u>Student Credit Hours</u>				<u>Full Time Equated Faculty</u>				<u>SCH/FTEF</u>				
		Summer	Fall	Winter	F + W (a)	Summer	Fall	Winter	Avg F + W (b)	Summer	Fall	Winter	F + W (a / b)	
<u>College of Arts and Sciences</u>														
<u>Social Sciences</u>														
SCWK	2006-07	309.00	0.00	0.00	0.00	1.91	0.00	0.00	0.00	161.53				
SOCY	2003-04	234.00	2,742.00	2,664.00	5,406.00	0.75	7.98	6.25	7.12	312.00	343.58	426.24	759.76	
SOCY	2004-05	351.00	2,706.00	2,772.00	5,478.00	2.45	7.67	7.00	7.34	143.00	352.73	396.00	746.75	
SOCY	2005-06	273.00	2,745.00	2,736.00	5,481.00	1.25	7.50	6.57	7.03	218.40	366.00	416.55	779.21	
SOCY	2006-07	222.00	0.00	0.00	0.00	1.09	0.00	0.00	0.00	204.23				
SSCI	2003-04	3.00	287.00	413.00	700.00	0.00	0.52	1.05	0.78		556.87	393.33	894.35	
SSCI	2004-05	54.00	306.00	454.00	760.00	0.57	1.10	1.10	1.10	95.04	277.72	412.73	690.34	
SSCI	2005-06	36.00	238.00	531.00	769.00	0.47	1.17	1.58	1.37	76.00	204.00	336.90	560.74	
SSCI	2006-07	30.00	0.00	0.00	0.00	0.55	0.00	0.00	0.00	54.35				
<u>Social Sciences Dept</u>														
ANHH	2007-08	0.00	54.00	60.00	114.00	0.00	0.25	0.25	0.25		216.00	240.00	456.00	
ANTH	2006-07	0.00	552.00	363.00	915.00	0.00	1.25	1.25	1.25		441.60	290.40	732.00	
ANTH	2007-08	0.00	444.00	423.00	867.00	0.00	1.25	1.00	1.13		355.20	423.00	770.67	
GEOG	2006-07	0.00	1,194.00	1,556.00	2,750.00	0.00	3.50	4.50	4.00		341.14	345.78	687.50	
GEOG	2007-08	408.00	1,292.00	1,613.00	2,905.00	1.50	3.50	4.50	4.00	272.00	369.14	358.44	726.25	
PLSC	2006-07	0.00	871.00	961.00	1,832.00	0.00	2.39	2.59	2.49		364.44	371.04	735.74	
PLSC	2007-08	482.00	795.00	1,007.00	1,802.00	1.76	3.50	3.25	3.38	273.23	227.14	309.85	533.93	
PSYC	2006-07	0.00	3,021.00	3,184.00	6,205.00	0.00	9.89	10.90	10.40		305.46	292.11	596.92	
PSYC	2007-08	216.00	3,237.00	3,218.00	6,455.00	1.00	7.75	8.08	7.91	216.00	417.68	398.43	815.71	
PSYH	2007-08	0.00	0.00	57.00	57.00	0.00	0.00	0.33	0.17			171.00	342.00	
SCWK	2006-07	0.00	849.00	1,187.00	2,036.00	0.00	7.15	7.24	7.19		118.75	163.95	282.99	
SCWK	2007-08	443.00	891.00	1,026.00	1,917.00	4.29	7.04	7.61	7.33	103.23	126.47	134.82	261.62	

FERRIS STATE UNIVERSITY

Student Credit Hours (SCH), Full Time Equated Faculty (FTEF) and SCH/FTEF Aggregated by Course Prefix within College and Department

Prefix	Year	<u>Student Credit Hours</u>				<u>Full Time Equated Faculty</u>				<u>SCH/FTEF</u>			
		Summer	Fall	Winter	F + W (a)	Summer	Fall	Winter	Avg F + W (b)	Summer	Fall	Winter	F + W (a / b)
<u>College of Arts and Sciences</u>													
<u>Social Sciences Dept</u>													
SOCH	2007-08	0.00	57.00	0.00	57.00	0.00	0.33	0.00	0.17		171.00		342.00
SOCY	2006-07	0.00	2,511.00	2,412.00	4,923.00	0.00	7.17	5.75	6.46		350.21	419.48	762.07
SOCY	2007-08	309.00	2,292.00	2,564.00	4,856.00	1.12	6.18	6.42	6.30	276.28	370.67	399.58	770.79
SSCI	2006-07	0.00	342.00	644.00	986.00	0.00	0.72	1.13	0.93		473.54	569.91	1,064.67
SSCI	2007-08	45.00	323.00	577.00	900.00	0.57	0.81	0.87	0.84	79.52	400.97	663.22	1,074.27

FERRIS STATE UNIVERSITY

Student Credit Hours (SCH), Full Time Equated Faculty (FTEF) and SCH/FTEF Aggregated by Course Prefix within College and Department

Prefix	Year	<u>Student Credit Hours</u>				<u>Full Time Equated Faculty</u>				<u>SCH/FTEF</u>			
		Summer	Fall	Winter	F + W (a)	Summer	Fall	Winter	Avg F + W (b)	Summer	Fall	Winter	F + W (a / b)
<u>College of Business</u>													
<u>Account, Finance, Info Systems</u>													
ACCT	2006-07	0.00	2,808.00	2,795.00	5,603.00	0.00	7.75	7.94	7.84		362.32	352.13	714.33
ACCT	2007-08	550.00	2,775.00	2,439.00	5,214.00	1.75	8.25	7.00	7.63	314.29	336.36	348.43	683.80
FINC	2006-07	0.00	981.00	1,083.00	2,064.00	0.00	3.38	3.31	3.34		290.67	326.94	617.27
FINC	2007-08	310.00	1,098.00	1,164.00	2,262.00	1.00	3.38	3.25	3.31	310.00	325.33	358.15	682.87
HSCJ	2006-07	0.00	150.00	159.00	309.00	0.00	0.50	0.67	0.58		300.00	238.50	529.71
HSCJ	2007-08	0.00	183.00	261.00	444.00	0.00	0.75	1.00	0.88		244.00	261.00	507.43
ISIN	2007-08	0.00	36.00	0.00	36.00	0.00	0.25	0.00	0.13		144.00		288.00
ISYS	2006-07	0.00	3,051.00	2,979.00	6,030.00	0.00	12.50	10.50	11.50		244.08	283.71	524.35
ISYS	2007-08	754.00	3,171.00	2,961.00	6,132.00	3.25	11.83	10.50	11.17	232.00	267.97	282.00	549.13
MISM	2006-07	0.00	171.00	342.00	513.00	0.00	0.85	1.87	1.36		201.18	182.56	376.74
MISM	2007-08	207.00	363.00	435.00	798.00	2.00	2.42	2.58	2.50	103.50	150.21	168.60	319.41
<u>Accountancy, Finance, Econ. & Statistics</u>													
ACCT	2003-04	252.00	2,289.00	2,307.00	4,596.00	1.50	8.75	8.25	8.50	168.00	261.60	279.64	540.71
ACCT	2004-05	285.00	2,466.00	2,290.00	4,756.00	1.50	8.50	7.42	7.96	190.00	290.12	308.76	597.61
ACCT	2005-06	387.00	2,799.00	0.00	2,799.00	1.25	8.58	0.00	4.29	309.60	326.10		652.19
ECON	2003-04	528.00	1,887.00	1,830.00	3,717.00	1.50	4.00	4.50	4.25	352.00	471.75	406.67	874.59
ECON	2004-05	603.00	1,905.00	1,944.00	3,849.00	2.00	4.25	4.50	4.38	301.50	448.24	432.00	879.77
ECON	2005-06	534.00	1,917.00	0.00	1,917.00	2.00	4.50	0.00	2.25	267.00	426.00		852.00
FINC	2003-04	267.00	804.00	966.00	1,770.00	1.00	4.00	3.75	3.88	267.00	201.00	257.60	456.77
FINC	2004-05	264.00	957.00	825.00	1,782.00	1.17	4.75	3.00	3.88	226.29	201.47	275.00	459.87
FINC	2005-06	225.00	924.00	0.00	924.00	1.00	4.33	0.00	2.17	225.00	213.23		426.46
STQM	2003-04	93.00	711.00	837.00	1,548.00	0.50	3.25	3.50	3.38	186.00	218.77	239.14	458.67

FERRIS STATE UNIVERSITY

Student Credit Hours (SCH), Full Time Equated Faculty (FTEF) and SCH/FTEF Aggregated by Course Prefix within College and Department

Prefix	Year	<u>Student Credit Hours</u>				<u>Full Time Equated Faculty</u>				<u>SCH/FTEF</u>			
		Summer	Fall	Winter	F + W (a)	Summer	Fall	Winter	Avg F + W (b)	Summer	Fall	Winter	F + W (a / b)
<u>College of Business</u>													
<u>Accountancy, Finance, Econ. & Statistics</u>													
STQM	2004-05	102.00	753.00	741.00	1,494.00	0.50	3.00	3.00	3.00	204.00	251.00	247.00	498.00
STQM	2005-06	105.00	768.00	0.00	768.00	0.50	2.50	0.00	1.25	210.00	307.20		614.40
<u>Coll of Business Graduate Prog</u>													
MISM	2006-07	0.00	24.00	0.00	24.00	0.00	0.25	0.00	0.13		96.00		192.00
MMBA	2006-07	0.00	528.00	0.00	528.00	0.00	2.83	0.00	1.42		186.57		373.14
<u>College of Business Graduate Programs</u>													
HSCJ	2005-06	0.00	0.00	123.00	123.00	0.00	0.00	0.67	0.33			184.50	369.00
MISM	2003-04	363.00	379.00	339.00	718.00	2.67	2.83	2.22	2.53	135.79	133.76	152.55	284.04
MISM	2004-05	102.00	411.00	351.00	762.00	1.08	3.25	2.58	2.92	94.15	126.46	135.87	261.26
MISM	2005-06	81.00	294.00	243.00	537.00	0.33	2.30	1.92	2.11	245.88	127.83	126.78	254.70
MISM	2006-07	120.00	0.00	0.00	0.00	0.87	0.00	0.00	0.00	137.93			
MMBA	2003-04	0.00	498.00	465.00	963.00	0.00	3.33	2.78	3.05		149.70	167.27	315.39
MMBA	2004-05	312.00	450.00	438.00	888.00	1.66	3.24	3.44	3.34	188.33	138.77	127.36	265.80
MMBA	2005-06	300.00	432.00	351.00	783.00	1.49	3.33	2.41	2.87	201.91	129.73	145.44	272.66
MMBA	2006-07	399.00	0.00	0.00	0.00	2.47	0.00	0.00	0.00	161.87			
MTED	2003-04	159.00	0.00	0.00	0.00	1.34	0.00	0.00	0.00	118.95			
MTED	2004-05	114.00	0.00	0.00	0.00	1.25	0.00	0.00	0.00	91.20			
MTED	2005-06	15.00	0.00	0.00	0.00	0.17	0.00	0.00	0.00	89.55			
<u>Computer Information Systems Dept</u>													
ACCT	2005-06	0.00	0.00	2,604.00	2,604.00	0.00	0.00	7.50	3.75			347.20	694.40

FERRIS STATE UNIVERSITY

Student Credit Hours (SCH), Full Time Equated Faculty (FTEF) and SCH/FTEF Aggregated by Course Prefix within College and Department

Prefix	Year	<u>Student Credit Hours</u>				<u>Full Time Equated Faculty</u>				<u>SCH/FTEF</u>			
		Summer	Fall	Winter	F + W (a)	Summer	Fall	Winter	Avg F + W (b)	Summer	Fall	Winter	F + W (a / b)
<u>College of Business</u>													
<u>Computer Information Systems Dept</u>													
ACCT	2006-07	355.00	0.00	0.00	0.00	1.25	0.00	0.00	0.00	284.00			
CIST	2003-04	0.00	3.00	0.00	3.00	0.00	0.00	0.00	0.00				
FINC	2005-06	0.00	0.00	972.00	972.00	0.00	0.00	4.00	2.00			243.00	486.00
FINC	2006-07	183.00	0.00	0.00	0.00	0.50	0.00	0.00	0.00	366.00			
ISYS	2003-04	789.00	3,902.00	3,810.00	7,712.00	4.00	15.92	14.63	15.27	197.25	245.15	260.46	504.97
ISYS	2004-05	615.00	3,294.00	3,180.00	6,474.00	2.50	14.01	13.00	13.50	246.00	235.12	244.62	479.38
ISYS	2005-06	813.00	2,988.00	2,961.00	5,949.00	3.34	12.25	12.33	12.29	243.78	243.92	240.08	483.99
ISYS	2006-07	635.00	0.00	0.00	0.00	3.00	0.00	0.00	0.00	211.67			
<u>Management</u>													
BLAW	2003-04	168.00	1,032.00	1,118.00	2,150.00	0.86	3.54	3.42	3.48	195.35	291.62	327.21	618.20
BLAW	2004-05	189.00	984.00	1,127.00	2,111.00	1.50	2.87	3.30	3.08	126.00	342.75	341.84	684.53
BLAW	2005-06	105.00	1,032.00	1,183.00	2,215.00	0.27	3.19	3.14	3.16	385.00	323.28	377.30	700.09
BLAW	2006-07	135.00	1,116.00	1,017.00	2,133.00	0.75	3.87	2.95	3.41	180.00	288.31	344.59	625.31
BLAW	2007-08	123.00	979.00	1,220.00	2,199.00	0.75	3.19	3.26	3.23	164.00	306.67	373.81	681.23
BUSN	2003-04	0.00	606.00	807.00	1,413.00	0.00	2.92	2.70	2.81		207.77	298.89	503.15
BUSN	2004-05	117.00	750.00	1,104.00	1,854.00	0.50	2.50	3.25	2.88	234.00	300.00	339.69	644.87
BUSN	2005-06	138.00	858.00	1,074.00	1,932.00	0.38	3.00	3.36	3.18	368.00	286.00	319.91	607.82
BUSN	2006-07	108.00	717.00	1,047.00	1,764.00	0.50	2.85	3.36	3.10	216.00	251.58	311.87	568.38
BUSN	2007-08	186.00	1,029.00	1,047.00	2,076.00	0.71	2.99	3.58	3.29	260.14	344.44	292.19	631.88
ECON	2005-06	0.00	0.00	1,935.00	1,935.00	0.00	0.00	4.50	2.25			430.00	860.00
ECON	2006-07	660.00	1,833.00	2,121.00	3,954.00	2.25	4.25	5.25	4.75	293.33	431.29	404.00	832.42
ECON	2007-08	699.00	2,010.00	2,274.00	4,284.00	2.75	4.50	5.75	5.13	254.18	446.67	395.48	835.90
HOMT	2003-04	25.00	128.00	290.00	418.00	0.27	0.96	1.03	0.99	94.00	133.63	282.63	421.38

FERRIS STATE UNIVERSITY

Student Credit Hours (SCH), Full Time Equated Faculty (FTEF) and SCH/FTEF Aggregated by Course Prefix within College and Department

Prefix	Year	<u>Student Credit Hours</u>				<u>Full Time Equated Faculty</u>				<u>SCH/FTEF</u>			
		Summer	Fall	Winter	F + W (a)	Summer	Fall	Winter	Avg F + W (b)	Summer	Fall	Winter	F + W (a / b)
<u>College of Business</u>													
<u>Management</u>													
HOMT	2004-05	140.00	106.00	464.00	570.00	0.26	0.49	1.50	0.99	545.07	217.53	309.89	574.43
HOMT	2005-06	158.00	156.00	476.00	632.00	0.50	0.49	2.17	1.33	314.75	316.27	219.08	474.12
HOMT	2006-07	156.00	110.00	0.00	110.00	0.87	0.25	0.00	0.13	179.63	440.00		880.00
INTB	2003-04	57.00	348.00	381.00	729.00	0.50	2.17	1.75	1.96	114.00	160.62	217.71	372.26
INTB	2004-05	24.00	303.00	351.00	654.00	0.25	1.51	1.08	1.30	96.00	200.66	324.00	504.37
INTB	2005-06	27.00	363.00	264.00	627.00	0.25	1.50	0.89	1.20	108.00	242.00	295.68	524.06
INTB	2006-07	42.00	363.00	468.00	831.00	0.25	1.50	1.64	1.57	168.00	242.00	284.87	528.82
INTB	2007-08	60.00	330.00	465.00	795.00	0.25	1.20	1.67	1.43	240.00	275.00	279.00	554.65
LLAW	2003-04	0.00	265.00	264.00	529.00	0.00	1.13	1.25	1.19		234.70	210.65	444.10
LLAW	2004-05	0.00	313.00	313.00	626.00	0.00	1.13	1.18	1.16		277.21	264.85	541.77
LLAW	2005-06	0.00	331.00	306.00	637.00	0.00	1.06	1.18	1.12		312.95	258.92	568.87
LLAW	2006-07	0.00	278.00	275.00	553.00	0.00	1.13	1.28	1.20		246.21	215.52	459.86
LLAW	2007-08	0.00	245.00	245.00	490.00	0.00	1.06	1.30	1.18		231.64	187.94	415.02
MGMT	2003-04	585.00	2,484.00	2,851.00	5,335.00	2.06	8.25	7.96	8.11	284.30	301.09	358.05	658.13
MGMT	2004-05	594.00	2,832.00	3,288.00	6,120.00	2.00	8.51	10.25	9.38	297.00	332.82	320.78	652.49
MGMT	2005-06	672.00	2,994.00	3,573.00	6,567.00	1.63	9.25	10.25	9.75	413.54	323.68	348.59	673.54
MGMT	2006-07	768.00	3,369.00	3,561.00	6,930.00	3.25	9.75	8.75	9.25	236.31	345.54	406.97	749.19
MGMT	2007-08	1,026.00	3,493.00	3,846.00	7,339.00	3.54	9.13	10.08	9.60	289.83	382.79	381.42	764.15
MMBA	2006-07	0.00	0.00	531.00	531.00	0.00	0.00	3.51	1.76			151.28	302.56
MMBA	2007-08	384.00	711.00	702.00	1,413.00	2.60	4.08	4.02	4.05	147.98	174.26	174.53	348.79
REAL	2003-04	6.00	75.00	168.00	243.00	0.00	0.25	0.50	0.38		297.62	336.00	646.28
REAL	2004-05	0.00	51.00	135.00	186.00	0.00	0.25	0.75	0.50		204.00	180.34	372.53
REAL	2005-06	0.00	75.00	133.00	208.00	0.00	0.25	0.50	0.38		300.00	266.00	554.67
REAL	2006-07	0.00	39.00	108.00	147.00	0.00	0.50	0.50	0.50		78.00	216.00	294.00
REAL	2007-08	0.00	42.00	108.00	150.00	0.00	0.25	0.50	0.38		168.00	216.00	400.00

FERRIS STATE UNIVERSITY

Student Credit Hours (SCH), Full Time Equated Faculty (FTEF) and SCH/FTEF Aggregated by Course Prefix within College and Department

Prefix	Year	<u>Student Credit Hours</u>				<u>Full Time Equated Faculty</u>				<u>SCH/FTEF</u>			
		Summer	Fall	Winter	F + W (a)	Summer	Fall	Winter	Avg F + W (b)	Summer	Fall	Winter	F + W (a / b)
<u>College of Business</u>													
<u>Management</u>													
RFIM	2003-04	137.00	447.00	354.00	801.00	0.23	2.29	1.39	1.84	585.36	195.01	253.96	434.61
RFIM	2004-05	153.00	451.00	364.00	815.00	0.49	2.01	1.28	1.64	310.25	224.08	285.40	495.72
RFIM	2005-06	138.00	562.00	309.00	871.00	0.50	2.59	1.10	1.84	277.10	217.26	280.91	472.50
RFIM	2006-07	79.00	642.00	0.00	642.00	0.38	3.25	0.00	1.63	207.04	197.54		395.08
<u>Marketing</u>													
ADVG	2003-04	126.00	671.00	705.00	1,376.00	0.50	2.17	2.17	2.17	252.00	309.69	324.88	634.59
ADVG	2004-05	117.00	751.00	742.00	1,493.00	0.42	2.50	2.55	2.52	280.80	300.40	291.25	591.57
ADVG	2005-06	84.00	633.00	798.00	1,431.00	0.50	2.50	2.63	2.56	168.00	253.20	304.00	558.44
ADVG	2006-07	133.00	600.00	651.00	1,251.00	0.75	2.25	2.33	2.29	177.33	266.67	279.00	545.89
ADVG	2007-08	102.00	537.00	582.00	1,119.00	0.50	1.75	2.00	1.88	204.00	306.86	291.00	596.80
ECOM	2003-04	117.00	0.00	141.00	141.00	0.50	0.00	0.50	0.25	234.00		282.00	564.00
ECOM	2004-05	126.00	0.00	129.00	129.00	0.50	0.00	0.50	0.25	252.00		258.00	516.00
ECOM	2005-06	114.00	0.00	54.00	54.00	0.50	0.00	0.25	0.13	228.00		216.00	432.00
ECOM	2006-07	114.00	0.00	114.00	114.00	0.50	0.00	0.67	0.33	228.00		171.00	342.00
ECOM	2007-08	111.00	0.00	87.00	87.00	0.50	0.00	0.50	0.25	222.00		174.00	348.00
GRDE	2006-07	0.00	1,278.00	1,059.00	2,337.00	0.00	6.51	6.00	6.25		196.31	176.50	373.62
GRDE	2007-08	0.00	1,422.00	1,308.00	2,730.00	0.00	7.20	7.00	7.10		197.50	186.86	384.51
MIMG	2003-04	52.00	124.00	5.00	129.00	1.00	0.75	0.33	0.54	52.00	165.33	15.00	238.15
MIMG	2004-05	42.00	138.00	10.00	148.00	0.78	0.88	0.50	0.69	53.85	157.71	20.00	215.27
MIMG	2005-06	40.00	146.00	6.00	152.00	0.42	0.75	0.44	0.60	94.59	194.67	13.50	254.51
MIMG	2006-07	30.00	155.00	0.00	155.00	0.63	0.75	0.00	0.38	47.62	206.67		413.33
MKTG	2003-04	499.00	1,833.00	2,013.00	3,846.00	1.44	6.17	5.95	6.06	345.97	297.24	338.32	634.83
MKTG	2004-05	523.00	2,163.00	2,042.00	4,205.00	2.43	6.92	6.15	6.54	214.93	312.72	331.78	643.39

FERRIS STATE UNIVERSITY

Student Credit Hours (SCH), Full Time Equated Faculty (FTEF) and SCH/FTEF Aggregated by Course Prefix within College and Department

Prefix	Year	<u>Student Credit Hours</u>				<u>Full Time Equated Faculty</u>				<u>SCH/FTEF</u>			
		Summer	Fall	Winter	F + W (a)	Summer	Fall	Winter	Avg F + W (b)	Summer	Fall	Winter	F + W (a / b)
<u>College of Business</u>													
<u>Marketing</u>													
MKTG	2005-06	604.00	2,235.00	2,070.00	4,305.00	2.50	7.25	6.63	6.94	241.60	308.28	312.45	620.54
MKTG	2006-07	628.00	2,316.00	2,205.00	4,521.00	2.00	7.65	7.00	7.33	314.00	302.75	315.00	617.20
MKTG	2007-08	783.00	2,508.00	2,127.00	4,635.00	3.50	7.81	6.92	7.36	223.71	321.02	307.52	629.36
PGMG	2003-04	292.00	288.00	161.00	449.00	0.95	0.88	0.88	0.88	306.08	327.27	182.95	510.23
PGMG	2004-05	350.00	296.00	178.00	474.00	1.17	0.88	0.93	0.90	299.15	336.36	191.89	524.45
PGMG	2005-06	338.00	289.00	149.00	438.00	1.33	0.94	0.94	0.94	254.14	307.45	158.51	465.96
PGMG	2006-07	336.00	0.00	0.00	0.00	1.21	0.00	0.00	0.00	277.69			
PREL	2003-04	30.00	316.00	297.00	613.00	0.00	1.25	1.25	1.25		252.80	237.60	490.40
PREL	2004-05	33.00	300.00	293.00	593.00	0.00	1.25	1.46	1.36		240.00	200.10	436.95
PREL	2005-06	27.00	298.00	276.00	574.00	0.25	1.00	1.25	1.13	108.00	298.00	220.80	510.22
PREL	2006-07	15.00	326.00	342.00	668.00	0.00	1.25	1.25	1.25		260.80	273.60	534.40
PREL	2007-08	39.00	340.00	300.00	640.00	0.00	1.25	1.50	1.38		272.00	200.00	465.45
PTMG	2003-04	40.00	128.00	52.00	180.00	0.20	0.67	0.50	0.58	195.12	191.04	104.00	307.69
PTMG	2004-05	50.00	122.00	64.00	186.00	0.50	0.67	0.67	0.67	100.00	182.09	95.52	277.61
PTMG	2005-06	52.00	145.00	62.00	207.00	0.67	0.67	0.67	0.67	77.61	216.42	92.54	308.96
PTMG	2006-07	46.00	95.00	0.00	95.00	0.33	0.33	0.00	0.17	139.39	287.88		575.76
RETG	2003-04	177.00	528.00	534.00	1,062.00	0.75	2.00	1.50	1.75	236.00	264.00	356.00	606.86
RETG	2004-05	180.00	207.00	297.00	504.00	0.65	0.75	0.64	0.70	276.92	276.00	462.00	723.69
RETG	2005-06	99.00	303.00	462.00	765.00	0.50	1.25	0.63	0.94	198.00	242.40	739.20	816.00
RETG	2006-07	150.00	240.00	441.00	681.00	0.50	1.00	1.00	1.00	300.00	240.00	441.00	681.00
RETG	2007-08	0.00	282.00	432.00	714.00	0.00	1.00	1.08	1.04		282.00	398.77	685.44
STQM	2005-06	0.00	0.00	849.00	849.00	0.00	0.00	2.88	1.44			295.30	590.61
STQM	2006-07	120.00	795.00	864.00	1,659.00	0.75	3.00	3.75	3.38	160.00	265.00	230.40	491.56
STQM	2007-08	135.00	816.00	717.00	1,533.00	0.75	2.83	2.33	2.58	180.00	288.00	307.29	593.42

FERRIS STATE UNIVERSITY

Student Credit Hours (SCH), Full Time Equated Faculty (FTEF) and SCH/FTEF Aggregated by Course Prefix within College and Department

Prefix	Year	<u>Student Credit Hours</u>				<u>Full Time Equated Faculty</u>				<u>SCH/FTEF</u>			
		Summer	Fall	Winter	F + W (a)	Summer	Fall	Winter	Avg F + W (b)	Summer	Fall	Winter	F + W (a / b)
<u>College of Business</u>													
<u>Marketing</u>													
VISC	2003-04	0.00	30.00	15.00	45.00	0.00	0.25	0.00	0.13		120.00		360.00
VISD	2003-04	0.00	1,179.00	1,068.00	2,247.00	0.00	7.00	6.25	6.63		168.43	170.88	339.17
VISD	2004-05	0.00	1,251.00	1,074.00	2,325.00	0.00	6.75	6.14	6.45		185.33	174.84	360.66
VISD	2005-06	39.00	1,482.00	1,125.00	2,607.00	0.27	7.25	6.50	6.87	143.00	204.41	173.08	379.20
VISD	2006-07	3.00	0.00	0.00	0.00	0.00	0.00	0.00	0.00				
<u>Sports, Entertain, Hospt. Mgmt</u>													
HOMT	2006-07	0.00	0.00	551.00	551.00	0.00	0.00	2.44	1.22			226.14	452.28
HOMT	2007-08	157.00	231.00	611.00	842.00	1.26	1.20	2.45	1.82	124.32	193.18	249.53	462.08
MIMG	2006-07	0.00	0.00	80.00	80.00	0.00	0.00	0.63	0.31			128.00	256.00
MIMG	2007-08	58.00	135.00	79.00	214.00	0.92	0.73	0.70	0.71	63.04	185.63	112.86	299.87
PGMG	2006-07	0.00	282.00	150.00	432.00	0.00	1.00	1.00	1.00		282.00	150.00	432.00
PGMG	2007-08	312.00	269.00	167.00	436.00	0.33	0.88	0.00	0.44	945.45	305.68		990.91
PTMG	2006-07	0.00	0.00	54.00	54.00	0.00	0.00	0.33	0.17			163.64	327.27
PTMG	2007-08	40.00	114.00	40.00	154.00	0.33	0.33	0.33	0.33	121.21	345.45	121.21	466.67
RFIM	2006-07	0.00	0.00	388.00	388.00	0.00	0.00	1.34	0.67			290.37	580.75
RFIM	2007-08	57.00	753.00	467.00	1,220.00	0.49	2.88	1.82	2.35	117.00	261.07	256.02	518.23

FERRIS STATE UNIVERSITY

Student Credit Hours (SCH), Full Time Equated Faculty (FTEF) and SCH/FTEF Aggregated by Course Prefix within College and Department

Prefix	Year	<u>Student Credit Hours</u>				<u>Full Time Equated Faculty</u>				<u>SCH/FTEF</u>			
		Summer	Fall	Winter	F + W (a)	Summer	Fall	Winter	Avg F + W (b)	Summer	Fall	Winter	F + W (a / b)
<u>College of Education & Human Serv</u>													
<u>Criminal Justice</u>													
CRIM	2003-04	1,329.00	3,761.00	3,675.00	7,436.00	9.54	16.67	15.98	16.33	139.31	225.67	229.91	455.49
CRIM	2004-05	1,642.00	3,301.00	3,819.00	7,120.00	6.81	14.10	16.20	15.15	241.07	234.18	235.71	470.00
CRIM	2005-06	1,333.00	4,291.00	4,434.00	8,725.00	7.18	18.29	20.68	19.49	185.61	234.54	214.36	447.67
CRIM	2006-07	1,501.00	0.00	0.00	0.00	9.48	0.00	0.00	0.00	158.33			
MSCI	2003-04	0.00	28.00	28.00	56.00	0.00	0.00	0.00	0.00				
MSCI	2004-05	0.00	24.00	33.00	57.00	0.00	0.00	0.00	0.00				
MSCI	2005-06	0.00	59.00	62.00	121.00	0.00	0.00	0.00	0.00				
<u>Leisure Studies and Wellness</u>													
HLTH	2003-04	45.00	361.00	339.00	700.00	0.25	1.15	1.11	1.13	181.82	313.44	306.06	619.65
HLTH	2004-05	38.00	414.00	193.00	607.00	0.17	1.33	0.81	1.07	223.53	310.50	237.05	565.30
PHED	2003-04	70.00	413.00	513.00	926.00	0.44	1.55	1.73	1.64	157.44	267.16	297.27	566.09
PHED	2004-05	58.00	358.00	419.00	777.00	0.40	1.24	1.28	1.26	143.52	287.81	328.08	616.42
RMLS	2003-04	78.00	474.00	432.00	906.00	0.46	2.35	2.17	2.26	170.65	201.78	199.38	401.26
RMLS	2004-05	79.00	716.00	464.00	1,180.00	0.60	3.11	2.56	2.83	132.58	230.39	181.34	416.49
<u>Recreation Leisure Services & Wellness</u>													
RMLS	2005-06	223.00	1,294.00	1,147.00	2,441.00	1.70	4.56	5.35	4.96	131.51	283.63	214.21	492.30
RMLS	2006-07	229.00	0.00	0.00	0.00	1.42	0.00	0.00	0.00	160.89			
<u>School of Education</u>													
ECTE	2003-04	189.00	267.00	220.00	487.00	1.54	1.92	1.53	1.72	122.83	139.07	144.14	282.62
ECTE	2004-05	237.00	104.00	245.00	349.00	2.72	0.54	2.03	1.29	87.13	191.41	120.55	271.00
ECTE	2005-06	237.00	260.00	319.00	579.00	1.56	1.47	2.32	1.90	151.69	176.40	137.58	305.34

FERRIS STATE UNIVERSITY

Student Credit Hours (SCH), Full Time Equated Faculty (FTEF) and SCH/FTEF Aggregated by Course Prefix within College and Department

Prefix	Year	<u>Student Credit Hours</u>				<u>Full Time Equated Faculty</u>				<u>SCH/FTEF</u>			
		Summer	Fall	Winter	F + W (a)	Summer	Fall	Winter	Avg F + W (b)	Summer	Fall	Winter	F + W (a / b)
<u>College of Education & Human Serv</u>													
<u>School of Education</u>													
ECTE	2006-07	229.00	0.00	0.00	0.00	1.62	0.00	0.00	0.00	141.60			
EDCD	2003-04	127.00	400.00	494.00	894.00	0.55	1.69	2.39	2.04	229.36	237.39	206.69	438.77
EDCD	2004-05	113.00	414.00	371.00	785.00	1.02	2.00	1.84	1.92	110.78	206.54	201.63	408.38
EDCD	2005-06	33.00	375.00	244.00	619.00	0.35	1.75	1.42	1.59	94.29	214.29	171.83	390.54
EDCD	2006-07	206.00	0.00	0.00	0.00	0.98	0.00	0.00	0.00	209.25			
EDGP	2006-07	15.00	0.00	0.00	0.00	0.43	0.00	0.00	0.00	34.51			
EDLA	2003-04	114.00	440.00	367.00	807.00	0.50	1.43	1.77	1.60	228.00	308.51	206.86	504.32
EDLA	2004-05	252.00	343.00	548.00	891.00	0.97	1.44	2.01	1.72	261.05	239.01	272.23	516.81
EDLA	2005-06	291.00	720.00	688.00	1,408.00	1.69	2.02	2.71	2.37	172.69	355.82	253.78	594.78
EDLA	2006-07	273.00	0.00	0.00	0.00	1.42	0.00	0.00	0.00	192.71			
EDPE	2004-05	0.00	81.00	63.00	144.00	0.00	0.66	0.50	0.58		122.17	126.00	247.63
EDPE	2005-06	3.00	156.00	58.00	214.00	0.21	0.82	0.33	0.58	14.00	190.67	174.00	371.68
EDPE	2006-07	13.00	0.00	0.00	0.00	0.00	0.00	0.00	0.00				
EDPH	2003-04	90.00	0.00	24.00	24.00	0.33	0.00	0.25	0.13	271.08		96.00	192.00
EDPH	2004-05	78.00	0.00	18.00	18.00	0.76	0.00	0.25	0.13	102.63		72.00	144.00
EDPH	2005-06	79.00	21.00	3.00	24.00	0.76	0.25	0.00	0.13	103.95	84.00		192.00
EDPH	2006-07	73.00	0.00	0.00	0.00	0.75	0.00	0.00	0.00	97.33			
EDUC	2003-04	1,875.00	4,451.00	4,711.00	9,162.00	6.55	21.62	24.29	22.95	286.45	205.88	193.98	399.17
EDUC	2004-05	1,535.00	4,937.00	4,476.00	9,413.00	7.66	26.65	25.76	26.21	200.49	185.22	173.74	359.16
EDUC	2005-06	1,637.00	4,842.00	4,321.00	9,163.00	8.49	26.44	24.76	25.60	192.81	183.12	174.52	357.93
EDUC	2006-07	1,514.00	0.00	0.00	0.00	7.32	0.00	0.00	0.00	206.82			
ERLA	2003-04	0.00	3.00	36.00	39.00	0.00	0.00	0.20	0.10			180.00	390.00
ERLA	2004-05	0.00	0.00	75.00	75.00	0.00	0.00	0.33	0.17			227.27	454.55
ERLA	2005-06	78.00	45.00	42.00	87.00	0.25	0.25	0.23	0.24	312.00	180.00	186.20	365.88

FERRIS STATE UNIVERSITY

Student Credit Hours (SCH), Full Time Equated Faculty (FTEF) and SCH/FTEF Aggregated by Course Prefix within College and Department

Prefix	Year	<u>Student Credit Hours</u>				<u>Full Time Equated Faculty</u>				<u>SCH/FTEF</u>				
		Summer	Fall	Winter	F + W (a)	Summer	Fall	Winter	Avg F + W (b)	Summer	Fall	Winter	F + W (a / b)	
<u>College of Education & Human Serv</u>														
<u>School of Education</u>														
ERLA	2006-07	63.00	0.00	0.00	0.00	0.58	0.00	0.00	0.00	108.00				
ESPN	2003-04	0.00	0.00	42.00	42.00	0.00	0.00	0.38	0.19			112.00	224.00	
ESPN	2004-05	87.00	99.00	129.00	228.00	0.83	0.66	0.58	0.62	104.82	149.25	222.41	366.76	
ESPN	2005-06	72.00	129.00	237.00	366.00	0.33	0.75	1.16	0.96	218.18	172.00	204.31	383.25	
ESPN	2006-07	87.00	0.00	0.00	0.00	0.22	0.00	0.00	0.00	395.45				
<u>Television Production</u>														
TVPR	2003-04	225.00	869.00	696.00	1,565.00	2.00	4.99	3.84	4.42	112.50	174.15	181.25	354.47	
TVPR	2004-05	244.00	822.00	766.00	1,588.00	1.83	5.24	5.25	5.25	133.33	156.87	145.90	302.76	
TVPR	2005-06	258.00	1,016.00	890.00	1,906.00	0.85	6.45	6.01	6.23	303.53	157.59	148.09	306.01	
TVPR	2006-07	258.00	0.00	0.00	0.00	1.93	0.00	0.00	0.00	133.68				

FERRIS STATE UNIVERSITY

Student Credit Hours (SCH), Full Time Equated Faculty (FTEF) and SCH/FTEF Aggregated by Course Prefix within College and Department

Prefix	Year	<u>Student Credit Hours</u>				<u>Full Time Equated Faculty</u>				<u>SCH/FTEF</u>			
		Summer	Fall	Winter	F + W (a)	Summer	Fall	Winter	Avg F + W (b)	Summer	Fall	Winter	F + W (a / b)
<u>College of Education-Human Ser</u>													
<u>Criminal Justice</u>													
CRIM	2006-07	0.00	5,053.00	4,981.00	10,034.00	0.00	21.89	24.25	23.07		230.78	205.39	434.88
CRIM	2007-08	1,715.00	5,245.00	5,324.00	10,569.00	12.69	26.41	27.63	27.02	135.17	198.61	192.69	391.17
MSCI	2006-07	0.00	86.00	56.00	142.00	0.00	0.00	0.00	0.00				
MSCI	2007-08	0.00	68.00	68.00	136.00	0.00	0.00	0.00	0.00				
<u>Recreation, Leisure Serv-Well</u>													
RMLS	2006-07	0.00	1,311.00	1,170.00	2,481.00	0.00	5.39	5.33	5.36		243.08	219.56	462.78
RMLS	2007-08	186.00	1,132.00	1,096.00	2,228.00	1.52	6.00	5.20	5.60	122.37	188.66	210.62	397.72
<u>School of Education Dept</u>													
ECTE	2006-07	0.00	212.00	320.00	532.00	0.00	1.01	1.14	1.07		209.70	281.82	495.70
ECTE	2007-08	124.00	289.00	144.00	433.00	0.71	1.78	1.00	1.39	173.70	162.66	143.53	311.52
EDCD	2006-07	0.00	373.00	418.00	791.00	0.00	2.58	2.62	2.60		144.57	159.80	304.48
EDCD	2007-08	122.00	475.00	468.00	943.00	1.20	2.93	3.43	3.18	102.04	161.93	136.44	296.39
EDGP	2006-07	0.00	27.00	14.00	41.00	0.00	0.45	0.37	0.41		60.15	38.19	100.55
EDGP	2007-08	63.00	54.00	46.00	100.00	0.92	0.47	0.51	0.49	68.21	114.95	89.48	203.28
EDLA	2006-07	0.00	608.00	615.00	1,223.00	0.00	2.65	3.18	2.91		229.43	193.67	419.88
EDLA	2007-08	303.00	460.00	332.00	792.00	1.08	2.92	2.34	2.63	279.69	157.71	141.98	301.43
EDPE	2006-07	0.00	144.00	111.00	255.00	0.00	0.69	0.64	0.67		208.00	172.67	381.98
EDPE	2007-08	0.00	177.00	102.00	279.00	0.00	0.69	0.55	0.62		255.67	187.00	450.81
EDPH	2006-07	0.00	27.00	39.00	66.00	0.00	0.25	0.48	0.37		108.00	81.12	180.63
EDPH	2007-08	24.00	9.00	27.00	36.00	0.25	0.25	0.31	0.28	96.00	36.00	87.10	128.57

FERRIS STATE UNIVERSITY

Student Credit Hours (SCH), Full Time Equated Faculty (FTEF) and SCH/FTEF Aggregated by Course Prefix within College and Department

Prefix	Year	<u>Student Credit Hours</u>				<u>Full Time Equated Faculty</u>				<u>SCH/FTEF</u>			
		Summer	Fall	Winter	F + W (a)	Summer	Fall	Winter	Avg F + W (b)	Summer	Fall	Winter	F + W (a / b)
<u>College of Education-Human Ser</u>													
<u>School of Education Dept</u>													
EDUC	2006-07	0.00	4,428.00	3,941.00	8,369.00	0.00	20.31	20.39	20.35		217.99	193.24	411.17
EDUC	2007-08	1,235.00	3,464.00	3,208.00	6,672.00	6.11	19.13	20.54	19.83	202.01	181.12	156.21	336.44
ERLA	2006-07	0.00	27.00	132.00	159.00	0.00	0.20	0.50	0.35		135.00	264.00	454.29
ERLA	2007-08	39.00	39.00	105.00	144.00	0.58	0.36	0.88	0.62	67.24	108.33	118.87	231.64
ESPN	2006-07	0.00	201.00	102.00	303.00	0.00	0.85	1.00	0.93		236.47	102.00	327.57
ESPN	2007-08	159.00	204.00	174.00	378.00	0.91	0.67	1.09	0.88	174.73	304.48	160.12	430.36
<u>Television Production</u>													
TVPR	2006-07	0.00	743.00	748.00	1,491.00	0.00	5.01	5.88	5.44		148.30	127.21	273.83
TVPR	2007-08	276.00	901.00	713.00	1,614.00	2.83	5.75	4.50	5.13	97.53	156.70	158.44	314.93

FERRIS STATE UNIVERSITY

Student Credit Hours (SCH), Full Time Equated Faculty (FTEF) and SCH/FTEF Aggregated by Course Prefix within College and Department

Prefix	Year	<u>Student Credit Hours</u>				<u>Full Time Equated Faculty</u>				<u>SCH/FTEF</u>			
		Summer	Fall	Winter	F + W (a)	Summer	Fall	Winter	Avg F + W (b)	Summer	Fall	Winter	F + W (a / b)
<u>College of Optometry</u>													
<u>Optometry</u>													
OPTM	2003-04	416.00	2,362.00	2,403.00	4,765.00	10.00	18.65	19.30	18.98	41.60	126.65	124.49	251.10
OPTM	2004-05	403.00	2,384.00	2,362.00	4,746.00	11.00	21.15	22.14	21.65	36.64	112.72	106.67	219.24
OPTM	2005-06	476.00	2,145.00	2,343.00	4,488.00	11.75	16.65	16.74	16.69	40.51	128.83	139.99	268.85
OPTM	2006-07	448.00	0.00	0.00	0.00	11.75	0.00	0.00	0.00	38.13			

FERRIS STATE UNIVERSITY

Student Credit Hours (SCH), Full Time Equated Faculty (FTEF) and SCH/FTEF Aggregated by Course Prefix within College and Department

Prefix	Year	<u>Student Credit Hours</u>				<u>Full Time Equated Faculty</u>				<u>SCH/FTEF</u>			
		Summer	Fall	Winter	F + W (a)	Summer	Fall	Winter	Avg F + W (b)	Summer	Fall	Winter	F + W (a / b)
<u>College of Pharmacy</u>													
<u>Pharmacy</u>													
PHAD	2003-04	160.00	795.00	787.00	1,582.00	2.00	2.11	2.90	2.50	80.00	377.66	271.55	632.39
PHAD	2004-05	208.00	811.00	868.00	1,679.00	3.00	2.12	2.94	2.53	69.33	382.08	295.32	663.41
PHAD	2005-06	147.00	908.00	846.00	1,754.00	2.22	1.27	0.89	1.08	66.10	712.72	947.29	1,618.78
PHAD	2006-07	217.00	890.00	1,050.00	1,940.00	2.00	1.61	1.81	1.71	108.50	551.40	581.04	1,134.11
PHAD	2007-08	131.00	981.00	998.00	1,979.00	0.95	1.92	2.75	2.33	137.99	510.89	363.23	847.95
PHAR	2003-04	123.00	744.00	532.00	1,276.00	2.00	1.98	1.72	1.85	61.50	375.68	309.09	689.44
PHAR	2004-05	90.00	840.00	562.00	1,402.00	2.00	2.00	1.74	1.87	45.00	420.00	322.51	749.22
PHAR	2005-06	93.00	894.00	614.00	1,508.00	2.00	1.75	1.18	1.47	46.50	510.86	518.87	1,028.18
PHAR	2006-07	86.00	917.00	592.00	1,509.00	2.00	2.00	1.39	1.70	43.00	458.50	424.45	889.02
PHAR	2007-08	101.00	911.00	596.00	1,507.00	2.00	1.79	1.39	1.59	50.50	509.09	427.32	946.55
PHCG	2003-04	0.00	20.00	20.00	40.00	0.00	0.32	0.30	0.31		62.70	67.10	129.65
PHCG	2004-05	10.00	0.00	32.00	32.00	1.00	0.00	0.31	0.15	10.00		103.68	207.36
PHCG	2005-06	24.00	0.00	56.00	56.00	0.50	0.00	0.32	0.16	48.00		176.68	353.36
PHCG	2006-07	22.00	0.00	22.00	22.00	1.00	0.00	0.32	0.16	22.00		69.41	138.82
PHCG	2007-08	6.00	0.00	34.00	34.00	1.00	0.00	0.32	0.16	6.00		107.27	214.54
PHCH	2003-04	260.00	1,214.00	991.00	2,205.00	4.35	2.93	3.31	3.12	59.77	414.66	299.23	706.78
PHCH	2004-05	246.00	1,429.00	1,083.00	2,512.00	5.29	3.81	4.41	4.11	46.54	375.18	245.61	611.33
PHCH	2005-06	307.00	1,617.00	1,336.00	2,953.00	5.85	3.88	4.46	4.17	52.49	416.94	299.22	707.89
PHCH	2006-07	355.00	1,482.00	1,325.00	2,807.00	3.51	3.82	4.64	4.23	101.20	388.19	285.55	663.75
PHCH	2007-08	386.00	1,395.00	1,422.00	2,817.00	4.54	2.82	4.25	3.53	85.05	495.07	334.86	797.53
PHCL	2003-04	150.00	495.00	362.00	857.00	0.58	1.75	1.48	1.62	260.50	282.11	244.24	529.54
PHCL	2004-05	177.00	499.00	292.00	791.00	0.71	1.79	1.03	1.41	247.80	278.38	283.03	560.16
PHCL	2005-06	138.00	532.00	372.00	904.00	0.64	1.83	0.77	1.30	214.36	290.98	485.24	696.73
PHCL	2006-07	192.00	662.00	360.00	1,022.00	1.80	1.84	0.85	1.34	106.56	360.71	422.65	760.69
PHCL	2007-08	154.00	605.00	416.00	1,021.00	1.28	1.88	0.85	1.37	119.96	322.01	488.40	747.83

FERRIS STATE UNIVERSITY

Student Credit Hours (SCH), Full Time Equated Faculty (FTEF) and SCH/FTEF Aggregated by Course Prefix within College and Department

Prefix	Year	<u>Student Credit Hours</u>				<u>Full Time Equated Faculty</u>				<u>SCH/FTEF</u>			
		Summer	Fall	Winter	F + W (a)	Summer	Fall	Winter	Avg F + W (b)	Summer	Fall	Winter	F + W (a / b)
<u>College of Pharmacy</u>													
<u>Pharmacy</u>													
PHPR	2003-04	295.00	3,214.00	3,722.00	6,936.00	11.17	24.66	24.74	24.70	26.40	130.34	150.47	280.84
PHPR	2004-05	1,371.00	2,964.00	3,480.00	6,444.00	23.10	26.78	27.49	27.13	59.35	110.70	126.60	237.50
PHPR	2005-06	1,097.00	3,292.00	3,705.00	6,997.00	24.18	29.21	28.94	29.08	45.36	112.69	128.03	240.65
PHPR	2006-07	1,258.00	3,367.00	4,110.50	7,477.50	2.29	31.03	30.64	30.84	549.27	108.50	134.16	242.49
PHPR	2007-08	1,149.00	3,922.50	4,375.50	8,298.00	23.33	32.09	30.51	31.30	49.25	122.22	143.40	265.08

FERRIS STATE UNIVERSITY

Student Credit Hours (SCH), Full Time Equated Faculty (FTEF) and SCH/FTEF Aggregated by Course Prefix within College and Department

Prefix	Year	<u>Student Credit Hours</u>				<u>Full Time Equated Faculty</u>				<u>SCH/FTEF</u>			
		Summer	Fall	Winter	F + W (a)	Summer	Fall	Winter	Avg F + W (b)	Summer	Fall	Winter	F + W (a / b)
<u>College of Prof-Tech Studies</u>													
<u>Professional-Tech Studies</u>													
APPS	2006-07	0.00	147.00	310.00	457.00	0.00	2.08	2.92	2.50		70.56	106.16	182.68
APPS	2007-08	122.00	232.00	298.00	530.00	2.25	2.54	2.40	2.47	54.22	91.39	123.97	214.47
DAGD	2006-07	0.00	1,152.00	1,206.00	2,358.00	0.00	5.13	5.49	5.31		224.78	219.77	444.38
DAGD	2007-08	60.00	1,236.00	978.00	2,214.00	2.25	5.86	5.25	5.56	26.61	210.83	186.29	398.47
SENG	2007-08	0.00	0.00	33.00	33.00	0.00	0.00	1.00	0.50			33.00	66.00

FERRIS STATE UNIVERSITY

Student Credit Hours (SCH), Full Time Equated Faculty (FTEF) and SCH/FTEF Aggregated by Course Prefix within College and Department

Prefix	Year	<u>Student Credit Hours</u>				<u>Full Time Equated Faculty</u>				<u>SCH/FTEF</u>			
		Summer	Fall	Winter	F + W (a)	Summer	Fall	Winter	Avg F + W (b)	Summer	Fall	Winter	F + W (a / b)
<u>College of Profess & Tech Studies</u>													
<u>Professional & Technological Studies</u>													
APPS	2003-04	4.00	0.00	0.00	0.00	0.00	0.00	0.00	0.00				
APPS	2004-05	0.00	48.00	33.00	81.00	0.00	0.25	0.25	0.25		192.00	132.00	324.00
APPS	2005-06	33.00	396.00	97.00	493.00	0.00	3.26	1.50	2.38		121.47	64.67	207.14
APPS	2006-07	132.00	0.00	0.00	0.00	0.67	0.00	0.00	0.00	197.01			
DAGD	2003-04	0.00	82.00	118.00	200.00	0.00	1.00	1.33	1.17		82.00	88.72	171.67
DAGD	2004-05	27.00	320.00	320.00	640.00	0.25	1.50	2.09	1.79	108.00	213.33	153.11	356.55
DAGD	2005-06	27.00	585.00	713.00	1,298.00	1.00	3.00	3.75	3.38	27.00	195.00	190.13	384.59
DAGD	2006-07	36.00	0.00	0.00	0.00	1.25	0.00	0.00	0.00	28.80			

FERRIS STATE UNIVERSITY

Student Credit Hours (SCH), Full Time Equated Faculty (FTEF) and SCH/FTEF Aggregated by Course Prefix within College and Department

Prefix	Year	<u>Student Credit Hours</u>				<u>Full Time Equated Faculty</u>				<u>SCH/FTEF</u>			
		Summer	Fall	Winter	F + W (a)	Summer	Fall	Winter	Avg F + W (b)	Summer	Fall	Winter	F + W (a / b)
<u>College of Technology</u>													
<u>Arch Tech-Facilities Mgmt</u>													
ARCH	2006-07	0.00	1,145.00	944.00	2,089.00	0.00	5.45	4.37	4.91		210.23	216.22	425.79
ARCH	2007-08	20.00	1,074.00	1,022.00	2,096.00	0.17	4.43	4.89	4.66	117.65	242.62	209.00	449.95
FMAN	2006-07	0.00	366.00	362.00	728.00	0.00	1.36	2.78	2.07		269.90	130.02	351.68
FMAN	2007-08	76.00	339.00	360.00	699.00	0.67	1.30	1.86	1.58	113.43	260.77	193.55	442.41
<u>Architectural Tech & Facilities Mgmt</u>													
ARCH	2003-04	0.00	900.00	770.00	1,670.00	0.00	4.53	5.10	4.82		198.46	150.98	346.65
ARCH	2004-05	0.00	971.00	795.00	1,766.00	0.00	4.83	4.95	4.89		201.21	160.61	361.30
ARCH	2005-06	0.00	871.00	759.00	1,630.00	0.00	3.29	3.96	3.63		264.66	191.60	449.50
FMAN	2003-04	93.00	267.00	165.00	432.00	0.92	1.50	0.90	1.20	101.09	178.00	183.33	360.00
FMAN	2004-05	26.00	51.00	162.00	213.00	0.21	0.58	1.05	0.82	123.81	87.43	154.29	260.82
FMAN	2005-06	44.00	300.00	312.00	612.00	0.31	1.20	1.87	1.53	141.94	250.00	166.97	398.88
FMAN	2006-07	116.00	0.00	0.00	0.00	0.92	0.00	0.00	0.00	126.09			
<u>Automotive</u>													
ABOD	2003-04	0.00	494.00	470.00	964.00	0.00	2.41	3.40	2.90		205.06	138.24	331.89
ABOD	2004-05	0.00	444.00	456.00	900.00	0.00	2.41	2.45	2.43		184.30	185.78	370.09
ABOD	2005-06	0.00	442.00	444.00	886.00	0.00	3.00	3.40	3.20		147.33	130.59	276.88
ABOD	2006-07	0.00	260.00	332.00	592.00	0.00	2.00	2.56	2.28		130.00	129.91	259.90
AHEM	2003-04	249.00	811.00	821.00	1,632.00	1.83	3.00	3.58	3.29	136.07	270.33	229.33	496.05
AHEM	2004-05	245.00	825.00	679.00	1,504.00	1.69	3.00	3.00	3.00	144.97	275.00	226.33	501.33
AHEM	2005-06	286.00	970.00	930.00	1,900.00	1.91	3.29	4.08	3.69	149.74	294.46	227.94	515.32
AHEM	2006-07	304.00	882.00	960.00	1,842.00	1.97	3.50	4.69	4.10	154.31	252.00	204.50	449.57
AHEM	2007-08	407.00	0.00	0.00	0.00	1.78	0.00	0.00	0.00	228.65			

FERRIS STATE UNIVERSITY

Student Credit Hours (SCH), Full Time Equated Faculty (FTEF) and SCH/FTEF Aggregated by Course Prefix within College and Department

Prefix	Year	<u>Student Credit Hours</u>				<u>Full Time Equated Faculty</u>				<u>SCH/FTEF</u>			
		Summer	Fall	Winter	F + W (a)	Summer	Fall	Winter	Avg F + W (b)	Summer	Fall	Winter	F + W (a / b)
<u>College of Technology</u>													
<u>Automotive</u>													
AMGT	2007-08	0.00	813.00	777.00	1,590.00	0.00	3.33	3.46	3.39		243.90	224.89	468.45
AUTO	2003-04	254.00	2,745.00	2,691.00	5,436.00	2.67	15.00	15.75	15.38	95.13	183.00	170.86	353.56
AUTO	2004-05	384.00	3,028.00	2,913.00	5,941.00	3.51	18.00	19.05	18.52	109.40	168.22	152.95	320.74
AUTO	2005-06	564.00	2,842.00	2,717.00	5,559.00	6.50	17.25	18.65	17.95	86.77	164.74	145.68	309.68
AUTO	2006-07	452.00	2,259.00	1,951.00	4,210.00	5.85	14.59	14.24	14.41	77.30	154.86	137.01	292.08
AUTO	2007-08	272.00	2,092.00	2,074.00	4,166.00	2.00	14.68	13.88	14.28	135.75	142.54	149.48	291.82
<u>Construction Tech-Mgmt</u>													
BCTM	2006-07	0.00	306.00	396.00	702.00	0.00	1.29	1.56	1.42		238.00	253.58	493.08
BCTM	2007-08	0.00	339.00	300.00	639.00	0.00	2.11	1.91	2.01		160.39	157.07	317.62
CETM	2006-07	0.00	96.00	183.00	279.00	0.00	0.65	0.83	0.74		148.21	220.40	377.53
CETM	2007-08	0.00	129.00	101.00	230.00	0.00	0.61	0.65	0.63		210.22	155.38	364.03
CONM	2006-07	0.00	2,371.00	2,380.00	4,751.00	0.00	8.34	10.32	9.33		284.41	230.56	509.23
CONM	2007-08	93.00	2,549.00	2,566.00	5,115.00	0.75	9.30	10.24	9.77	124.00	274.09	250.62	523.58
<u>Construction Technology & Management</u>													
BCTM	2003-04	0.00	210.00	348.00	558.00	0.00	0.56	2.07	1.31		372.58	168.44	424.38
BCTM	2004-05	0.00	297.00	288.00	585.00	0.00	1.18	1.25	1.21		252.23	230.25	481.82
BCTM	2005-06	0.00	300.00	303.00	603.00	0.00	1.21	1.43	1.32		247.06	211.56	455.69
BCTM	2006-07	3.00	0.00	0.00	0.00	0.00	0.00	0.00	0.00				
CETM	2003-04	0.00	36.00	171.00	207.00	0.00	0.27	0.76	0.52		132.00	223.60	399.04
CETM	2004-05	0.00	39.00	129.00	168.00	0.00	0.30	0.80	0.55		130.00	162.17	306.72
CETM	2005-06	0.00	79.00	170.00	249.00	0.00	0.64	0.91	0.77		124.14	187.00	322.24

FERRIS STATE UNIVERSITY

Student Credit Hours (SCH), Full Time Equated Faculty (FTEF) and SCH/FTEF Aggregated by Course Prefix within College and Department

Prefix	Year	<u>Student Credit Hours</u>				<u>Full Time Equated Faculty</u>				<u>SCH/FTEF</u>			
		Summer	Fall	Winter	F + W (a)	Summer	Fall	Winter	Avg F + W (b)	Summer	Fall	Winter	F + W (a / b)
<u>College of Technology</u>													
<u>Construction Technology & Management</u>													
CONM	2003-04	0.00	2,298.00	1,940.00	4,238.00	0.00	8.40	7.52	7.96		273.48	257.86	532.21
CONM	2004-05	54.00	2,366.00	2,132.00	4,498.00	0.66	8.07	8.78	8.42	81.82	293.26	242.89	534.03
CONM	2005-06	64.00	2,615.00	2,262.00	4,877.00	0.66	8.98	10.62	9.80	96.97	291.29	213.02	497.75
CONM	2006-07	23.00	0.00	0.00	0.00	0.33	0.00	0.00	0.00	69.70			
<u>EET-CNS</u>													
ECNS	2006-07	0.00	241.00	311.00	552.00	0.00	1.56	2.13	1.84		154.98	145.81	299.35
ECNS	2007-08	0.00	262.00	344.00	606.00	0.00	1.38	2.23	1.80		190.55	154.10	335.98
EEET	2006-07	0.00	1,273.00	1,023.00	2,296.00	0.00	7.17	6.76	6.96		177.57	151.40	329.74
EEET	2007-08	92.00	1,114.00	985.00	2,099.00	0.33	7.23	6.05	6.64	278.79	154.16	162.87	316.26
<u>Electronics/CNS</u>													
ECNS	2003-04	0.00	405.00	270.00	675.00	0.00	2.42	1.40	1.91		167.59	193.34	354.04
ECNS	2004-05	0.00	379.00	300.00	679.00	0.00	2.17	1.90	2.04		174.25	157.63	332.99
ECNS	2005-06	0.00	455.00	334.00	789.00	0.00	2.43	2.27	2.35		187.04	147.32	335.76
EEET	2003-04	84.00	1,280.00	1,329.00	2,609.00	0.67	6.42	8.21	7.31	125.37	199.45	161.94	356.80
EEET	2004-05	92.00	1,230.00	1,228.00	2,458.00	0.67	6.64	6.27	6.46	137.31	185.10	195.95	380.74
EEET	2005-06	84.00	1,131.00	1,173.00	2,304.00	0.67	6.22	6.23	6.23	125.37	181.85	188.20	370.05
EEET	2006-07	112.00	0.00	0.00	0.00	0.67	0.00	0.00	0.00	167.16			
<u>HVACR</u>													
HVAC	2003-04	140.00	1,435.00	1,146.00	2,581.00	1.08	6.95	7.00	6.97	129.63	206.50	163.79	370.15
HVAC	2004-05	112.00	1,485.00	1,202.00	2,687.00	0.75	7.19	6.66	6.92	149.33	206.61	180.48	388.08
HVAC	2005-06	166.00	1,547.00	1,195.00	2,742.00	0.83	8.05	8.64	8.34	200.00	192.25	138.31	328.65

FERRIS STATE UNIVERSITY

Student Credit Hours (SCH), Full Time Equated Faculty (FTEF) and SCH/FTEF Aggregated by Course Prefix within College and Department

Prefix	Year	<u>Student Credit Hours</u>				<u>Full Time Equated Faculty</u>				<u>SCH/FTEF</u>			
		Summer	Fall	Winter	F + W (a)	Summer	Fall	Winter	Avg F + W (b)	Summer	Fall	Winter	F + W (a / b)
<u>College of Technology</u>													
<u>HVACR</u>													
HVAC	2006-07	310.00	0.00	0.00	0.00	1.83	0.00	0.00	0.00	169.40			
<u>HVARC</u>													
HVAC	2006-07	0.00	1,629.00	1,550.00	3,179.00	0.00	11.84	10.87	11.36		137.58	142.58	279.96
HVAC	2007-08	319.00	1,992.00	1,612.00	3,604.00	3.62	10.18	9.67	9.92	88.12	195.74	166.70	363.18
<u>Heavy Equipment</u>													
HEQT	2003-04	112.00	576.00	560.00	1,136.00	0.67	4.16	5.92	5.04	167.16	138.40	94.67	225.45
HEQT	2004-05	72.00	662.00	538.00	1,200.00	0.67	4.19	2.78	3.49	107.46	158.05	193.21	344.18
HEQT	2005-06	112.00	784.00	502.00	1,286.00	0.67	4.35	2.62	3.49	167.16	180.15	191.27	368.66
HEQT	2006-07	92.00	612.00	467.00	1,079.00	0.67	4.10	2.62	3.36	137.31	149.10	177.94	320.69
HEQT	2007-08	76.00	605.00	577.00	1,182.00	0.67	4.61	3.05	3.83	113.43	131.34	189.26	308.81
HSET	2003-04	44.00	168.00	132.00	300.00	0.30	1.00	0.97	0.99	146.67	168.31	135.47	304.17
HSET	2004-05	36.00	148.00	216.00	364.00	0.25	1.14	1.80	1.47	144.00	129.66	120.30	247.88
HSET	2005-06	40.00	172.00	188.00	360.00	0.28	0.98	1.55	1.26	142.86	175.87	121.65	285.32
HSET	2006-07	48.00	236.00	284.00	520.00	0.67	1.41	1.55	1.48	71.64	167.94	183.76	352.45
HSET	2007-08	64.00	157.00	192.00	349.00	0.67	1.23	2.29	1.76	95.52	127.27	83.80	198.02
<u>Manufacturing Eng Tech</u>													
MATL	2006-07	0.00	529.00	316.00	845.00	0.00	1.62	0.95	1.28		327.48	332.63	658.77
MATL	2007-08	0.00	769.00	284.00	1,053.00	0.00	1.96	0.95	1.45		393.21	298.95	724.78
MFGE	2006-07	0.00	1,325.00	1,192.00	2,517.00	0.00	6.84	6.49	6.66		193.85	183.56	377.68
MFGE	2007-08	220.00	1,253.00	1,173.00	2,426.00	1.68	7.45	6.76	7.11	130.95	168.24	173.43	341.43
MFGT	2006-07	0.00	541.00	482.00	1,023.00	0.00	4.25	4.24	4.24		127.41	113.73	241.15

FERRIS STATE UNIVERSITY

Student Credit Hours (SCH), Full Time Equated Faculty (FTEF) and SCH/FTEF Aggregated by Course Prefix within College and Department

Prefix	Year	<u>Student Credit Hours</u>				<u>Full Time Equated Faculty</u>				<u>SCH/FTEF</u>			
		Summer	Fall	Winter	F + W (a)	Summer	Fall	Winter	Avg F + W (b)	Summer	Fall	Winter	F + W (a / b)
<u>College of Technology</u>													
<u>Manufacturing Eng Tech</u>													
MFGT	2007-08	0.00	388.00	367.00	755.00	0.00	3.68	3.96	3.82		105.58	92.67	197.77
<u>Manufacturing Engineering Technology</u>													
MATL	2003-04	0.00	540.00	309.00	849.00	0.00	1.20	1.08	1.14		450.00	285.23	743.65
MATL	2004-05	57.00	515.00	232.00	747.00	0.25	1.40	0.88	1.14	228.00	367.86	263.30	654.94
MATL	2005-06	0.00	509.00	230.00	739.00	0.00	1.40	0.97	1.19		363.57	236.15	622.59
MFGE	2003-04	170.00	1,334.00	1,097.00	2,431.00	1.20	5.96	5.83	5.89	141.67	223.70	188.27	412.38
MFGE	2004-05	162.00	1,229.00	1,120.00	2,349.00	1.17	5.64	5.70	5.67	138.46	217.91	196.53	414.33
MFGE	2005-06	180.00	1,255.00	1,221.00	2,476.00	0.95	5.51	6.53	6.02	189.47	227.63	187.00	411.20
MFGE	2006-07	200.00	0.00	0.00	0.00	1.84	0.00	0.00	0.00	108.70			
MFGT	2003-04	0.00	656.00	580.00	1,236.00	0.00	5.50	5.55	5.52		119.37	104.50	223.80
MFGT	2004-05	0.00	644.00	614.00	1,258.00	0.00	5.08	5.25	5.16		126.79	116.95	243.58
MFGT	2005-06	2.00	683.00	582.00	1,265.00	0.00	3.71	5.51	4.61		184.01	105.69	274.45
MFGT	2006-07	3.00	0.00	0.00	0.00	0.00	0.00	0.00	0.00				
<u>Mechanical Design</u>													
CDTD	2003-04	0.00	710.00	579.00	1,289.00	0.00	3.62	3.80	3.71		196.38	152.55	347.86
CDTD	2004-05	0.00	555.00	489.00	1,044.00	0.00	3.67	4.00	3.84		151.36	122.15	272.23
CDTD	2005-06	0.00	554.00	490.00	1,044.00	0.00	3.62	3.84	3.73		153.23	127.72	280.19
CDTD	2006-07	0.00	475.00	421.00	896.00	0.00	3.64	4.34	3.99		130.49	97.00	224.56
CDTD	2007-08	0.00	380.00	338.00	718.00	0.00	3.29	3.61	3.45		115.64	93.63	208.23
ETEC	2003-04	0.00	288.00	144.00	432.00	0.00	1.26	0.59	0.93		228.43	242.25	465.72
ETEC	2004-05	0.00	342.00	96.00	438.00	0.00	1.25	0.67	0.96		273.60	144.00	457.04
ETEC	2005-06	0.00	279.00	147.00	426.00	0.00	1.23	0.89	1.06		226.69	164.55	401.11

FERRIS STATE UNIVERSITY

Student Credit Hours (SCH), Full Time Equated Faculty (FTEF) and SCH/FTEF Aggregated by Course Prefix within College and Department

Prefix	Year	<u>Student Credit Hours</u>				<u>Full Time Equated Faculty</u>				<u>SCH/FTEF</u>			
		Summer	Fall	Winter	F + W (a)	Summer	Fall	Winter	Avg F + W (b)	Summer	Fall	Winter	F + W (a / b)
<u>College of Technology</u>													
<u>Mechanical Design</u>													
ETEC	2006-07	0.00	264.00	108.00	372.00	0.00	1.44	0.79	1.12		183.33	135.87	332.91
ETEC	2007-08	0.00	252.00	132.00	384.00	0.00	1.17	0.38	0.77		216.00	352.00	498.16
MECH	2003-04	40.00	864.00	795.00	1,659.00	0.27	3.67	3.24	3.45	148.15	235.64	245.18	480.23
MECH	2004-05	44.00	745.00	865.00	1,610.00	0.19	3.49	3.24	3.36	231.58	213.73	267.07	478.84
MECH	2005-06	68.00	716.00	686.00	1,402.00	0.39	2.87	3.15	3.01	174.36	249.77	217.78	466.04
MECH	2006-07	80.00	747.00	657.00	1,404.00	0.67	3.52	3.52	3.52	119.40	212.39	186.83	399.22
MECH	2007-08	28.00	784.00	704.00	1,488.00	0.67	3.39	3.71	3.55	41.79	231.12	190.01	419.32
PDET	2003-04	0.00	306.00	468.00	774.00	0.00	1.00	1.43	1.21		306.00	327.85	637.70
PDET	2004-05	87.00	365.00	425.00	790.00	0.25	1.38	2.51	1.95	348.00	264.31	169.25	405.95
PDET	2005-06	42.00	310.00	441.00	751.00	0.17	2.00	3.03	2.52	247.06	155.00	145.54	298.61
PDET	2006-07	0.00	315.00	281.00	596.00	0.00	2.52	2.75	2.63		125.00	102.18	226.19
PDET	2007-08	63.00	282.00	272.00	554.00	0.25	2.25	2.25	2.25	252.00	125.33	120.89	246.22
<u>Plastics and Rubber</u>													
PLTS	2003-04	308.00	1,086.00	1,150.00	2,236.00	2.00	6.54	6.67	6.61	154.00	165.94	172.47	338.47
PLTS	2004-05	316.00	739.00	969.00	1,708.00	1.91	6.67	6.09	6.38	165.45	110.85	159.09	267.76
PLTS	2005-06	227.00	700.00	757.00	1,457.00	1.32	5.28	6.53	5.91	171.97	132.63	115.86	246.71
PLTS	2006-07	214.00	0.00	0.00	0.00	1.34	0.00	0.00	0.00	159.23			
RUBR	2003-04	76.00	150.00	118.00	268.00	0.49	1.36	1.50	1.43	155.10	110.66	78.56	187.56
RUBR	2004-05	56.00	94.00	100.00	194.00	0.37	1.22	1.64	1.43	151.35	76.91	61.11	135.73
RUBR	2005-06	32.00	95.00	85.00	180.00	0.22	1.61	1.36	1.49	145.45	58.97	62.33	121.02
RUBR	2006-07	24.00	0.00	0.00	0.00	1.34	0.00	0.00	0.00	17.91			
<u>Plastics-Rubber</u>													

FERRIS STATE UNIVERSITY

Student Credit Hours (SCH), Full Time Equated Faculty (FTEF) and SCH/FTEF Aggregated by Course Prefix within College and Department

Prefix	Year	<u>Student Credit Hours</u>				<u>Full Time Equated Faculty</u>				<u>SCH/FTEF</u>			
		Summer	Fall	Winter	F + W (a)	Summer	Fall	Winter	Avg F + W (b)	Summer	Fall	Winter	F + W (a / b)
<u>College of Technology</u>													
<u>Plastics-Rubber</u>													
PLTS	2006-07	0.00	655.00	892.00	1,547.00	0.00	5.59	5.75	5.67		117.20	155.22	272.95
PLTS	2007-08	175.00	738.00	807.00	1,545.00	1.31	5.33	5.43	5.38	133.59	138.38	148.66	287.12
RUBR	2006-07	0.00	77.00	52.00	129.00	0.00	1.65	1.00	1.33		46.67	52.00	97.36
RUBR	2007-08	28.00	74.00	85.00	159.00	0.68	1.30	1.57	1.44	41.18	56.92	54.09	110.75
<u>Printing & Imaging Technology Mgmt</u>													
NMPP	2003-04	0.00	63.00	101.00	164.00	0.00	0.67	1.08	0.87		94.50	93.23	187.43
NMPP	2004-05	0.00	69.00	81.00	150.00	0.00	0.77	1.09	0.93		89.35	74.54	161.39
NMPP	2005-06	0.00	85.00	90.00	175.00	0.00	0.62	1.04	0.83		137.84	86.54	211.27
PHOT	2003-04	129.00	150.00	222.00	372.00	0.50	0.50	0.75	0.63	258.00	300.00	296.00	595.20
PHOT	2004-05	84.00	216.00	225.00	441.00	0.25	0.80	0.75	0.78	336.00	270.00	300.00	569.03
PHOT	2005-06	111.00	144.00	75.00	219.00	0.50	0.45	0.17	0.31	222.00	320.00	441.18	706.45
PHOT	2006-07	75.00	0.00	0.00	0.00	0.50	0.00	0.00	0.00	150.00			
PMGT	2003-04	62.00	204.00	189.00	393.00	0.67	2.33	2.43	2.38	92.54	87.43	77.82	165.06
PMGT	2004-05	130.00	186.00	173.00	359.00	0.92	2.23	1.00	1.61	141.30	83.46	173.00	222.39
PMGT	2005-06	76.00	186.00	310.00	496.00	0.67	1.67	1.51	1.59	113.43	111.27	205.95	312.26
PMGT	2006-07	102.00	0.00	0.00	0.00	0.67	0.00	0.00	0.00	152.24			
PTEC	2003-04	0.00	536.00	441.00	977.00	0.00	4.39	3.74	4.06		122.13	117.97	240.43
PTEC	2004-05	0.00	547.00	504.00	1,051.00	0.00	4.07	3.50	3.79		134.26	143.86	277.40
PTEC	2005-06	0.00	590.00	481.00	1,071.00	0.00	3.54	3.42	3.48		166.59	140.45	307.47
<u>Printing-Imaging Tech Mgmt</u>													
NMPP	2006-07	0.00	175.00	119.00	294.00	0.00	1.36	1.13	1.24		128.57	105.78	236.51
NMPP	2007-08	0.00	96.00	104.00	200.00	0.00	1.25	0.96	1.11		76.80	107.85	180.65

FERRIS STATE UNIVERSITY

Student Credit Hours (SCH), Full Time Equated Faculty (FTEF) and SCH/FTEF Aggregated by Course Prefix within College and Department

Prefix	Year	<u>Student Credit Hours</u>				<u>Full Time Equated Faculty</u>				<u>SCH/FTEF</u>			
		Summer	Fall	Winter	F + W (a)	Summer	Fall	Winter	Avg F + W (b)	Summer	Fall	Winter	F + W (a / b)
<u>College of Technology</u>													
<u>Printing-Imaging Tech Mgmt</u>													
PHOT	2006-07	0.00	141.00	147.00	288.00	0.00	0.35	0.42	0.39		399.06	350.00	744.83
PHOT	2007-08	81.00	147.00	150.00	297.00	0.50	0.60	0.50	0.55	162.00	245.00	300.00	540.00
PMGT	2006-07	0.00	151.00	192.00	343.00	0.00	1.33	1.42	1.38		113.53	135.21	249.45
PMGT	2007-08	69.00	156.00	117.00	273.00	0.67	0.97	1.00	0.99	102.99	160.46	117.00	276.85
PTEC	2006-07	0.00	345.00	451.00	796.00	0.00	2.92	4.45	3.68		118.33	101.46	216.29
PTEC	2007-08	0.00	403.00	187.00	590.00	0.00	2.96	2.54	2.75		136.35	73.75	214.89
<u>Surveying</u>													
CENG	2007-08	0.00	0.00	304.00	304.00	0.00	0.00	1.55	0.77			196.26	392.52
GISC	2007-08	0.00	0.00	84.00	84.00	0.00	0.00	0.86	0.43			97.36	194.72
SURE	2003-04	3.00	673.00	966.00	1,639.00	0.00	5.33	6.15	5.74		126.19	157.11	285.49
SURE	2004-05	81.00	705.00	893.00	1,598.00	0.50	5.43	6.32	5.88	162.00	129.73	141.32	271.92
SURE	2005-06	93.00	797.00	1,107.00	1,904.00	0.52	5.35	6.49	5.92	177.91	148.85	170.51	321.43
SURE	2006-07	84.00	898.00	1,183.00	2,081.00	1.38	5.75	5.81	5.78	60.87	156.17	203.60	360.02
SURE	2007-08	60.00	821.00	590.00	1,411.00	0.50	5.44	4.17	4.81	120.00	150.80	141.33	293.38
<u>Welding</u>													
WELD	2003-04	124.00	1,132.00	828.00	1,960.00	0.84	4.69	5.92	5.31	147.62	241.34	139.86	369.45
WELD	2004-05	108.00	0.00	0.00	0.00	0.67	0.00	0.00	0.00	161.19			
<u>Welding Eng Tech</u>													
WELD	2006-07	0.00	1,090.00	842.00	1,932.00	0.00	5.69	5.80	5.74		191.56	145.17	336.29
WELD	2007-08	120.00	1,299.00	966.00	2,265.00	0.67	6.89	6.18	6.53	179.10	188.53	156.31	346.60

FERRIS STATE UNIVERSITY

Student Credit Hours (SCH), Full Time Equated Faculty (FTEF) and SCH/FTEF Aggregated by Course Prefix within College and Department

Prefix	Year	<u>Student Credit Hours</u>				<u>Full Time Equated Faculty</u>				<u>SCH/FTEF</u>			
		Summer	Fall	Winter	F + W (a)	Summer	Fall	Winter	Avg F + W (b)	Summer	Fall	Winter	F + W (a / b)
<u>College of Technology</u>													
<u>Welding Engineering Technology</u>													
WELD	2004-05	0.00	1,210.00	954.00	2,164.00	0.00	5.69	6.35	6.02		212.76	150.17	359.47
WELD	2005-06	116.00	1,300.00	940.00	2,240.00	0.67	4.76	5.73	5.24	173.13	273.32	163.97	427.11
WELD	2006-07	116.00	0.00	0.00	0.00	0.67	0.00	0.00	0.00	173.13			

FERRIS STATE UNIVERSITY

Student Credit Hours (SCH), Full Time Equated Faculty (FTEF) and SCH/FTEF Aggregated by Course Prefix within College and Department

Prefix	Year	<u>Student Credit Hours</u>				<u>Full Time Equated Faculty</u>				<u>SCH/FTEF</u>			
		Summer	Fall	Winter	F + W (a)	Summer	Fall	Winter	Avg F + W (b)	Summer	Fall	Winter	F + W (a / b)
<u>Kendall College of Art & Design</u>													
<u>Design Studies</u>													
KCDM	2003-04	18.00	144.00	144.00	288.00	0.79	1.34	1.34	1.34	22.91	107.87	107.87	215.73
KCDM	2004-05	18.00	132.00	135.00	267.00	1.00	1.34	1.14	1.23	18.00	98.88	118.94	216.19
KCDM	2005-06	30.00	126.00	153.00	279.00	1.00	1.16	0.96	1.06	30.00	108.15	158.55	261.97
KCDM	2006-07	24.00	0.00	0.00	0.00	0.22	0.00	0.00	0.00	109.09			
KCDS	2003-04	159.00	294.00	273.00	567.00	0.71	2.54	1.82	2.18	223.37	115.75	150.00	260.09
KCDS	2004-05	168.00	429.00	420.00	849.00	0.91	3.37	3.28	3.32	184.62	127.45	128.18	255.62
KCDS	2005-06	117.00	510.00	498.00	1,008.00	0.50	2.89	3.49	3.19	234.00	176.47	142.69	315.99
KCDS	2006-07	165.00	0.00	0.00	0.00	0.17	0.00	0.00	0.00	1,000.00			
KCFD	2003-04	9.00	204.00	246.00	450.00	0.75	2.25	3.17	2.71	12.00	90.67	77.73	166.20
KCFD	2004-05	0.00	177.00	192.00	369.00	0.00	2.19	2.30	2.25		80.66	83.48	164.20
KCFD	2005-06	6.00	186.00	168.00	354.00	0.00	2.25	2.30	2.27		82.67	73.04	155.60
KCFD	2006-07	6.00	0.00	0.00	0.00	0.00	0.00	0.00	0.00				
KCID	2003-04	177.00	1,080.00	975.00	2,055.00	2.32	8.50	7.99	8.24	76.29	127.11	122.05	249.32
KCID	2004-05	249.00	1,194.00	1,158.00	2,352.00	6.72	9.09	9.54	9.32	37.06	131.29	121.38	252.44
KCID	2005-06	273.00	1,395.00	1,200.00	2,595.00	2.82	10.29	8.84	9.57	96.81	135.50	135.75	271.23
KCID	2006-07	264.00	0.00	0.00	0.00	1.73	0.00	0.00	0.00	153.04			
KCIL	2003-04	90.00	534.00	723.00	1,257.00	3.21	5.33	5.66	5.49	28.00	100.28	127.85	228.96
KCIL	2004-05	111.00	639.00	792.00	1,431.00	3.33	4.68	5.87	5.27	33.33	136.68	135.04	271.54
KCIL	2005-06	183.00	714.00	687.00	1,401.00	3.76	5.66	5.37	5.51	48.67	126.15	128.05	254.15
KCIL	2006-07	123.00	0.00	0.00	0.00	1.45	0.00	0.00	0.00	85.09			
KCIN	2003-04	18.00	321.00	387.00	708.00	1.33	2.66	3.65	3.16	13.53	120.68	106.03	224.41
KCIN	2004-05	0.00	336.00	420.00	756.00	0.00	2.99	4.13	3.56		112.37	101.82	212.51
KCIN	2005-06	18.00	321.00	366.00	687.00	0.33	2.83	4.30	3.56	54.55	113.63	85.12	192.84
KCIN	2006-07	3.00	0.00	0.00	0.00	0.00	0.00	0.00	0.00				

FERRIS STATE UNIVERSITY

Student Credit Hours (SCH), Full Time Equated Faculty (FTEF) and SCH/FTEF Aggregated by Course Prefix within College and Department

Prefix	Year	<u>Student Credit Hours</u>				<u>Full Time Equated Faculty</u>				<u>SCH/FTEF</u>			
		Summer	Fall	Winter	F + W (a)	Summer	Fall	Winter	Avg F + W (b)	Summer	Fall	Winter	F + W (a / b)
<u>Kendall College of Art & Design</u>													
<u>Design Studies</u>													
KCMJ	2003-04	27.00	96.00	108.00	204.00	0.67	1.33	1.81	1.57	40.30	72.18	59.67	129.94
KCMJ	2004-05	0.00	144.00	147.00	291.00	0.00	1.77	2.17	1.97		81.36	67.74	147.72
KCMJ	2005-06	0.00	150.00	141.00	291.00	0.00	2.33	3.47	2.90		64.52	40.63	100.43
KCMJ	2006-07	33.00	0.00	0.00	0.00	0.64	0.00	0.00	0.00	51.56			
KCVC	2003-04	252.00	2,001.00	1,743.00	3,744.00	5.33	19.32	18.30	18.81	47.28	103.57	95.25	199.04
KCVC	2004-05	138.00	1,701.00	1,569.00	3,270.00	4.10	18.64	17.67	18.15	33.66	91.25	88.81	180.12
KCVC	2005-06	261.00	2,019.00	1,929.00	3,948.00	7.24	18.98	18.98	18.98	36.03	106.38	101.63	208.01
KCVC	2006-07	282.00	0.00	0.00	0.00	7.30	0.00	0.00	0.00	38.63			
<u>Fine Arts/Foundation</u>													
KCED	2003-04	8.00	32.00	35.00	67.00	0.44	0.44	0.41	0.43	18.18	72.73	84.85	157.18
KCED	2004-05	0.00	46.00	34.00	80.00	0.00	1.44	0.37	0.90		31.94	92.29	88.47
KCED	2005-06	0.00	44.00	30.00	74.00	0.00	0.87	1.00	0.93		50.83	30.00	79.33
KCFA	2003-04	88.00	1,008.00	1,251.00	2,259.00	3.33	9.98	10.06	10.02	26.43	101.02	124.37	225.48
KCFA	2004-05	84.00	1,245.00	1,383.00	2,628.00	0.99	11.62	11.89	11.75	84.56	107.13	116.36	223.59
KCFA	2005-06	123.00	1,146.00	1,203.00	2,349.00	3.46	11.92	13.01	12.47	35.60	96.12	92.44	188.40
KCFA	2006-07	96.00	0.00	0.00	0.00	2.29	0.00	0.00	0.00	41.89			
KCFN	2003-04	15.00	1,404.00	918.00	2,322.00	0.33	8.98	5.43	7.20	45.45	156.32	169.14	322.29
KCFN	2004-05	21.00	1,359.00	882.00	2,241.00	4.55	8.69	5.99	7.34	4.62	156.42	147.13	305.25
KCFN	2005-06	36.00	1,425.00	1,143.00	2,568.00	1.00	8.97	7.89	8.43	36.00	158.93	144.94	304.78
KCFN	2006-07	30.00	0.00	0.00	0.00	0.38	0.00	0.00	0.00	79.55			
KCPH	2005-06	0.00	72.00	45.00	117.00	0.00	0.67	0.66	0.66		108.27	68.18	176.60
KCSF	2005-06	33.00	0.00	111.00	111.00	0.07	0.00	0.66	0.33	440.00		169.47	338.93

FERRIS STATE UNIVERSITY

Student Credit Hours (SCH), Full Time Equated Faculty (FTEF) and SCH/FTEF Aggregated by Course Prefix within College and Department

Prefix	Year	<u>Student Credit Hours</u>				<u>Full Time Equated Faculty</u>				<u>SCH/FTEF</u>			
		Summer	Fall	Winter	F + W (a)	Summer	Fall	Winter	Avg F + W (b)	Summer	Fall	Winter	F + W (a / b)
<u>Kendall College of Art & Design</u>													
<u>Liberal Arts & Sciences</u>													
KCAH	2003-04	93.00	1,305.00	1,200.00	2,505.00	1.30	4.57	3.80	4.19	71.54	285.35	315.51	598.09
KCAH	2004-05	186.00	1,281.00	1,260.00	2,541.00	1.49	3.83	4.08	3.96	124.83	334.46	308.82	642.48
KCAH	2005-06	291.00	1,521.00	1,363.00	2,884.00	3.01	5.42	5.21	5.31	96.78	280.88	261.50	542.75
KCAH	2006-07	159.00	0.00	0.00	0.00	4.10	0.00	0.00	0.00	38.78			
KCHP	2003-04	0.00	0.00	48.00	48.00	0.00	0.00	0.33	0.17			144.00	288.00
KCHP	2004-05	24.00	21.00	36.00	57.00	0.50	0.25	0.50	0.38	48.00	84.00	72.00	152.00
KCHP	2005-06	12.00	18.00	24.00	42.00	0.67	0.33	0.55	0.44	18.00	54.55	43.45	95.20
KCHU	2003-04	306.00	1,119.00	1,050.00	2,169.00	2.23	5.67	5.61	5.64	137.53	197.53	187.11	384.69
KCHU	2004-05	240.00	1,089.00	816.00	1,905.00	2.91	6.35	6.05	6.20	82.38	171.59	134.95	307.42
KCHU	2005-06	333.00	1,114.00	867.00	1,981.00	1.68	6.55	5.20	5.88	198.21	170.11	166.68	337.18
KCHU	2006-07	297.00	0.00	0.00	0.00	5.43	0.00	0.00	0.00	54.68			
KCSC	2003-04	45.00	354.00	519.00	873.00	0.40	1.50	2.80	2.15	112.50	236.00	185.36	406.05
KCSC	2004-05	117.00	414.00	399.00	813.00	1.35	2.34	2.00	2.17	86.98	177.18	199.50	374.94
KCSC	2005-06	99.00	348.00	366.00	714.00	1.00	1.59	2.06	1.83	99.00	218.87	177.67	391.23
KCSC	2006-07	70.00	0.00	0.00	0.00	1.68	0.00	0.00	0.00	41.74			
KCSS	2003-04	183.00	597.00	609.00	1,206.00	2.65	3.59	3.15	3.37	69.19	166.53	193.35	358.14
KCSS	2004-05	144.00	621.00	729.00	1,350.00	4.48	4.03	4.70	4.36	32.16	154.22	155.11	309.40
KCSS	2005-06	222.00	609.00	549.00	1,158.00	1.66	3.16	3.69	3.42	133.47	192.82	148.72	338.11
KCSS	2006-07	210.00	0.00	0.00	0.00	2.05	0.00	0.00	0.00	102.36			

FERRIS STATE UNIVERSITY

Student Credit Hours (SCH), Full Time Equated Faculty (FTEF) and SCH/FTEF Aggregated by Course Prefix within College and Department

Prefix	Year	<u>Student Credit Hours</u>				<u>Full Time Equated Faculty</u>				<u>SCH/FTEF</u>			
		Summer	Fall	Winter	F + W (a)	Summer	Fall	Winter	Avg F + W (b)	Summer	Fall	Winter	F + W (a / b)
<u>Kendall College of Art-Design</u>													
<u>Design Studies</u>													
KCDM	2006-07	0.00	135.00	204.00	339.00	0.00	1.33	1.93	1.63		101.50	105.97	208.29
KCDM	2007-08	93.00	738.00	804.00	1,542.00	1.20	8.47	7.66	8.07	77.50	87.11	104.96	191.17
KCDS	2006-07	0.00	462.00	447.00	909.00	0.00	2.83	3.90	3.37		163.25	114.52	270.00
KCDS	2007-08	141.00	432.00	369.00	801.00	0.29	2.91	2.83	2.87	493.01	148.45	130.24	278.93
KCFD	2006-07	0.00	210.00	231.00	441.00	0.00	2.58	2.50	2.54		81.40	92.40	173.62
KCFD	2007-08	6.00	231.00	249.00	480.00	0.00	2.97	2.50	2.73		77.78	99.60	175.50
KCGD	2007-08	105.00	1,395.00	1,288.00	2,683.00	1.36	11.99	10.15	11.07	77.09	116.35	126.90	242.37
KCHP	2006-07	0.00	15.00	9.00	24.00	0.00	0.33	0.11	0.22		45.00	81.82	108.27
KCHP	2007-08	6.00	0.00	18.00	18.00	0.17	0.00	0.17	0.08	36.36		109.09	218.18
KCID	2006-07	0.00	1,287.00	1,152.00	2,439.00	0.00	8.87	9.61	9.24		145.10	119.88	263.96
KCID	2007-08	243.00	1,302.00	1,236.00	2,538.00	2.07	9.96	8.80	9.38	117.39	130.72	140.45	270.58
KCIL	2006-07	0.00	642.00	570.00	1,212.00	0.00	6.70	5.21	5.95		95.82	109.48	203.58
KCIL	2007-08	54.00	600.00	633.00	1,233.00	1.33	5.66	5.33	5.50	40.60	106.01	118.69	224.32
KCIN	2006-07	0.00	384.00	504.00	888.00	0.00	3.31	5.13	4.22		116.01	98.25	210.43
KCIN	2007-08	21.00	414.00	568.00	982.00	0.33	4.65	4.98	4.82	63.64	89.03	114.06	203.95
KCVC	2006-07	0.00	1,932.00	1,857.00	3,789.00	0.00	19.52	20.15	19.84		98.95	92.17	191.01
KCVC	2007-08	21.00	0.00	0.00	0.00	0.00	0.00	0.00	0.00				
KDES	2006-07	0.00	0.00	48.00	48.00	0.00	0.00	0.58	0.29			82.29	164.57
KDES	2007-08	45.00	21.00	48.00	69.00	0.79	0.48	0.99	0.74	56.82	43.45	48.32	93.45
<u>Fine Arts-Foundation</u>													
KCED	2006-07	0.00	87.00	81.00	168.00	0.00	1.57	0.87	1.22		55.36	93.27	137.71

FERRIS STATE UNIVERSITY

Student Credit Hours (SCH), Full Time Equated Faculty (FTEF) and SCH/FTEF Aggregated by Course Prefix within College and Department

Prefix	Year	<u>Student Credit Hours</u>				<u>Full Time Equated Faculty</u>				<u>SCH/FTEF</u>			
		Summer	Fall	Winter	F + W (a)	Summer	Fall	Winter	Avg F + W (b)	Summer	Fall	Winter	F + W (a / b)
<u>Kendall College of Art-Design</u>													
<u>Fine Arts-Foundation</u>													
KCED	2007-08	0.00	102.00	146.00	248.00	0.00	0.83	0.99	0.91		122.22	146.97	271.33
KCFA	2006-07	0.00	654.00	669.00	1,323.00	0.00	6.85	5.65	6.25		95.47	118.51	211.75
KCFA	2007-08	108.00	723.00	747.00	1,470.00	0.91	6.73	5.11	5.92	118.52	107.42	146.18	248.29
KCFN	2006-07	0.00	1,614.00	1,209.00	2,823.00	0.00	11.35	9.24	10.29		142.23	130.90	274.30
KCFN	2007-08	36.00	1,992.00	1,317.00	3,309.00	0.74	13.97	10.67	12.32	48.40	142.59	123.42	268.59
KCMJ	2006-07	0.00	123.00	159.00	282.00	0.00	2.33	2.66	2.49		52.79	59.85	113.10
KCMJ	2007-08	12.00	150.00	169.00	319.00	0.30	3.34	3.00	3.17	40.00	44.91	56.33	100.63
KCPA	2006-07	0.00	198.00	228.00	426.00	0.00	1.13	2.50	1.81		175.50	91.20	234.83
KCPA	2007-08	0.00	249.00	318.00	567.00	0.00	1.59	2.06	1.83		156.50	154.37	310.59
KCPH	2006-07	0.00	300.00	363.00	663.00	0.00	2.75	3.13	2.94		109.29	115.95	225.68
KCPH	2007-08	42.00	345.00	417.00	762.00	0.66	2.69	2.64	2.66	63.64	128.24	158.11	286.05
KCSF	2006-07	0.00	195.00	273.00	468.00	0.00	2.94	3.60	3.27		66.24	75.83	143.04
KCSF	2007-08	21.00	258.00	270.00	528.00	0.33	3.82	3.67	3.75	63.64	67.48	73.60	140.96
<u>Liberal Arts-Sci-Arts History</u>													
KCAH	2006-07	0.00	1,480.00	1,341.00	2,821.00	0.00	5.32	5.53	5.43		278.02	242.56	519.91
KCAH	2007-08	270.00	1,587.00	1,552.00	3,139.00	1.33	5.66	5.16	5.41	203.01	280.39	300.85	580.29
KCED	2007-08	0.00	8.00	0.00	8.00	0.00	0.11	0.00	0.05		76.00		152.00
KCHP	2006-07	0.00	0.00	6.00	6.00	0.00	0.00	0.11	0.06			54.55	109.09
KCHU	2006-07	0.00	1,100.00	921.00	2,021.00	0.00	7.54	4.54	6.04		145.82	202.79	334.46
KCHU	2007-08	321.00	1,473.00	1,303.00	2,776.00	1.76	7.87	6.61	7.24	182.91	187.09	196.98	383.20
KCSC	2006-07	0.00	354.00	357.00	711.00	0.00	1.99	2.16	2.07		178.04	165.28	342.79

FERRIS STATE UNIVERSITY

Student Credit Hours (SCH), Full Time Equated Faculty (FTEF) and SCH/FTEF Aggregated by Course Prefix within College and Department

Prefix	Year	<u>Student Credit Hours</u>				<u>Full Time Equated Faculty</u>				<u>SCH/FTEF</u>			
		Summer	Fall	Winter	F + W (a)	Summer	Fall	Winter	Avg F + W (b)	Summer	Fall	Winter	F + W (a / b)
<u>Kendall College of Art-Design</u>													
<u>Liberal Arts-Sci-Arts History</u>													
KCSC	2007-08	93.00	420.00	528.00	948.00	0.96	2.51	2.84	2.67	96.88	167.33	185.92	354.39
KCSS	2006-07	0.00	648.00	555.00	1,203.00	0.00	3.56	3.87	3.71		182.19	143.54	324.12
KCSS	2007-08	179.00	405.00	441.00	846.00	0.99	2.16	2.21	2.18	180.81	187.79	199.55	387.48

FERRIS STATE UNIVERSITY

Student Credit Hours (SCH), Full Time Equated Faculty (FTEF) and SCH/FTEF Aggregated by Course Prefix within College and Department

Prefix	Year	<u>Student Credit Hours</u>				<u>Full Time Equated Faculty</u>				<u>SCH/FTEF</u>			
		Summer	Fall	Winter	F + W (a)	Summer	Fall	Winter	Avg F + W (b)	Summer	Fall	Winter	F + W (a / b)
<u>Michigan College of Optometry</u>													
<u>MI College of Optometry</u>													
OPTM	2006-07	0.00	2,459.00	2,432.00	4,891.00	0.00	17.60	19.26	18.43		139.76	126.28	265.42
OPTM	2007-08	838.00	2,572.00	2,446.00	5,018.00	15.01	19.36	20.20	19.78	55.84	132.87	121.09	253.71

FERRIS STATE UNIVERSITY

Student Credit Hours (SCH), Full Time Equated Faculty (FTEF) and SCH/FTEF Aggregated by Course Prefix within College and Department

Prefix	Year	<u>Student Credit Hours</u>				<u>Full Time Equated Faculty</u>				<u>SCH/FTEF</u>			
		Summer	Fall	Winter	F + W (a)	Summer	Fall	Winter	Avg F + W (b)	Summer	Fall	Winter	F + W (a / b)
<u>University College</u>													
<u>Developmental Programs & Curriculum</u>													
CARE	2003-04	0.00	375.00	165.00	540.00	0.00	1.28	1.05	1.16		293.86	157.14	464.29
CARE	2004-05	0.00	270.00	120.00	390.00	0.00	0.99	0.67	0.83		273.42	180.00	471.54
CARE	2005-06	0.00	258.00	111.00	369.00	0.00	0.85	0.67	0.76		303.53	166.50	486.59
DIST	2003-04	3.00	39.00	17.00	56.00	0.00	0.24	0.22	0.23		162.50	76.50	242.31
DIST	2004-05	0.00	35.00	31.00	66.00	0.00	0.08	0.08	0.08		437.50	387.50	825.00
DIST	2005-06	0.00	16.00	43.00	59.00	0.00	0.06	0.08	0.07		256.00	537.50	828.07
DIST	2006-07	3.00	0.00	0.00	0.00	0.00	0.00	0.00	0.00				
FSUH	2003-04	0.00	34.00	48.00	82.00	0.00	1.06	0.48	0.77		32.22	99.31	106.59
FSUH	2004-05	0.00	28.00	41.00	69.00	0.00	0.00	0.43	0.21			95.37	321.00
FSUS	2003-04	0.00	1,926.00	145.00	2,071.00	0.00	8.26	0.97	4.62		233.15	149.48	448.71
FSUS	2004-05	0.00	1,512.00	143.00	1,655.00	0.00	6.96	0.70	3.83		217.33	203.64	432.15
FSUS	2005-06	0.00	1,759.00	221.00	1,980.00	0.00	7.80	0.82	4.31		225.64	269.51	459.62
FSUS	2006-07	1.00	0.00	0.00	0.00	0.00	0.00	0.00	0.00				
HNRS	2003-04	0.00	196.00	0.00	196.00	0.00	0.32	0.00	0.16		612.50		1,225.00
HNRS	2004-05	0.00	200.00	0.00	200.00	0.00	0.40	0.00	0.20		500.00		1,000.00
HNRS	2005-06	0.00	212.00	0.00	212.00	0.00	0.54	0.00	0.27		391.56		783.11
IEPG	2003-04	284.00	260.00	224.00	484.00	2.75	3.33	3.75	3.54	103.27	78.08	59.73	136.72
IEPG	2004-05	144.00	248.00	188.00	436.00	2.75	2.00	2.25	2.13	52.36	124.00	83.56	205.18
IEPG	2005-06	152.00	156.00	88.00	244.00	2.00	2.00	1.00	1.50	76.00	78.00	88.00	162.67
IEPG	2006-07	12.00	0.00	0.00	0.00	0.00	0.00	0.00	0.00				
NASE	2003-04	0.00	45.00	30.00	75.00	0.00	0.00	0.00	0.00				
NASE	2004-05	12.00	122.00	93.00	215.00	0.00	0.00	0.00	0.00				
NASE	2005-06	12.00	42.00	0.00	42.00	0.00	0.00	0.00	0.00				
ORSA	2003-04	0.00	0.00	90.00	90.00	0.00	0.00	0.00	0.00				

FERRIS STATE UNIVERSITY

Student Credit Hours (SCH), Full Time Equated Faculty (FTEF) and SCH/FTEF Aggregated by Course Prefix within College and Department

Prefix	Year	<u>Student Credit Hours</u>				<u>Full Time Equated Faculty</u>				<u>SCH/FTEF</u>			
		Summer	Fall	Winter	F + W (a)	Summer	Fall	Winter	Avg F + W (b)	Summer	Fall	Winter	F + W (a / b)
<u>University College</u>													
<u>Developmental Programs & Curriculum</u>													
ORSA	2004-05	12.00	24.00	52.00	76.00	0.00	0.00	0.00	0.00				
ORSA	2005-06	6.00	26.00	0.00	26.00	0.00	0.00	0.00	0.00				
ORSA	2006-07	27.00	0.00	0.00	0.00	0.00	0.00	0.00	0.00				
READ	2003-04	0.00	1,392.00	348.00	1,740.00	0.00	5.05	2.57	3.81	275.64	135.58		456.89
READ	2004-05	0.00	1,068.00	261.00	1,329.00	0.00	4.66	2.47	3.56	229.42	105.81		373.22
READ	2005-06	0.00	1,230.00	408.00	1,638.00	0.00	3.99	2.75	3.37	308.46	148.36		486.23
UNCP	2003-04	0.00	270.00	83.00	353.00	0.00	1.18	0.89	1.03	229.77	93.14		341.69
UNCP	2004-05	0.00	359.00	60.00	419.00	0.00	1.36	0.38	0.87	264.32	156.98		481.49
UNCP	2005-06	0.00	120.00	26.00	146.00	0.00	0.40	0.19	0.30	300.00	136.05		493.98
UNIV	2003-04	0.00	48.00	40.00	88.00	0.00	0.34	0.50	0.42	142.37	80.00		210.24
UNIV	2004-05	0.00	66.00	46.00	112.00	0.00	0.34	0.22	0.28	195.76	207.00		400.45
UNIV	2005-06	0.00	255.00	74.00	329.00	0.00	1.04	0.47	0.76	245.19	156.71		435.12
<u>Developmental Progs-Curr</u>													
CARE	2006-07	0.00	267.00	60.00	327.00	0.00	0.58	0.25	0.42	458.37	240.00		785.59
CARE	2007-08	0.00	261.00	60.00	321.00	0.00	0.50	0.25	0.37	527.27	240.00		861.74
DIST	2006-07	0.00	24.00	40.00	64.00	0.00	0.00	0.11	0.06		360.00		1,152.00
DIST	2007-08	7.00	30.00	21.00	51.00	0.00	0.00	0.00	0.00				
FSUS	2006-07	0.00	1,427.00	188.00	1,615.00	0.00	7.00	0.91	3.96	203.74	206.59		408.14
FSUS	2007-08	0.00	1,417.00	185.00	1,602.00	0.00	8.65	0.98	4.81	163.86	189.68		332.96
HNRS	2006-07	0.00	191.00	0.00	191.00	0.00	0.54	0.00	0.27	354.56			709.13
HNRS	2007-08	0.00	213.00	0.00	213.00	0.00	0.98	0.00	0.49	217.41			434.83
IEPG	2006-07	0.00	12.00	0.00	12.00	0.00	0.00	0.00	0.00				

FERRIS STATE UNIVERSITY

Student Credit Hours (SCH), Full Time Equated Faculty (FTEF) and SCH/FTEF Aggregated by Course Prefix within College and Department

Prefix	Year	<u>Student Credit Hours</u>				<u>Full Time Equated Faculty</u>				<u>SCH/FTEF</u>			
		Summer	Fall	Winter	F + W (a)	Summer	Fall	Winter	Avg F + W (b)	Summer	Fall	Winter	F + W (a / b)
<u>University College</u>													
<u>Developmental Progs-Curr</u>													
NASE	2006-07	0.00	44.00	58.00	102.00	0.00	0.00	0.00	0.00				
NASE	2007-08	6.00	133.00	83.00	216.00	0.00	0.00	0.00	0.00				
ORSA	2006-07	0.00	0.00	13.00	13.00	0.00	0.00	0.00	0.00				
ORSA	2007-08	4.00	40.00	80.00	120.00	0.00	0.00	0.00	0.00				
READ	2006-07	0.00	1,161.00	327.00	1,488.00	0.00	3.80	2.67	3.23	305.53	122.63		460.21
READ	2007-08	0.00	1,311.00	366.00	1,677.00	0.00	4.55	2.67	3.61	288.13	137.25		464.76
UNCP	2006-07	0.00	174.00	30.00	204.00	0.00	0.61	0.16	0.39	282.93	187.50		526.45
UNCP	2007-08	0.00	195.00	76.00	271.00	0.00	0.53	0.49	0.51	367.92	154.05		529.64
UNIV	2006-07	0.00	136.00	53.00	189.00	0.00	0.66	0.38	0.52	206.06	138.66		362.69
UNIV	2007-08	0.00	138.00	55.00	193.00	0.00	0.42	0.39	0.41	328.57	140.72		476.04

FERRIS STATE UNIVERSITY

Ranked Listing of Student Credit Hours (SCH) / Full Time Equated Faculty (FTEF) Aggregated by College Fall + Winter Semesters 2007-2008

College	Student Credit Hours/ Full Time Equated Faculty
College of Business	591.07
College of Arts and Sciences	587.32
College of Allied Health	512.68
University College	457.29
College of Pharmacy	388.63
College of Education-Human Ser	359.47
College of Technology	343.32
College of Prof-Tech Studies	325.66
Kendall College of Art-Design	270.57
Michigan College of Optometry	253.71

FERRIS STATE UNIVERSITY

Ranked Listing of Student Credit Hours (SCH) / Full Time Equated Faculty (FTEF) Aggregated by Department Fall + Winter Semesters 2007-2008

Department	Student Credit Hours/ Full Time Equated Faculty (SCH/FTEF)
Physical Sciences	714.65
Management	662.81
Social Sciences Dept	633.46
Mathematics	625.78
Humanities	606.35
Biology	601.31
Dental Hygiene-Medical Imaging	582.27
Account, Finance, Info Systems	581.43
Marketing	530.72
Sports, Entertain, Hospt. Mgmt	506.36
Clinical Lab-Resp Care-Hlth Ad	493.98
School of Nursing	482.24
Construction Tech-Mgmt	482.08

FERRIS STATE UNIVERSITY

Ranked Listing of Student Credit Hours (SCH) / Full Time Equated Faculty (FTEF) Aggregated by Department Fall + Winter Semesters 2007-2008

Department	Student Credit Hours/ Full Time Equated Faculty (SCH/FTEF)
Languages and Literature	462.10
Developmental Progs-Curr	457.29
Arch Tech-Facilities Mgmt	448.04
Liberal Arts-Sci-Arts History	439.35
Recreation, Leisure Serv-Well	397.72
Criminal Justice	396.20
Pharmacy	388.63
HVARC	363.18
Welding Eng Tech	346.60
Manufacturing Eng Tech	342.11
School of Education Dept	326.76
Automotive	325.75
Professional-Tech Studies	325.66

FERRIS STATE UNIVERSITY

Ranked Listing of Student Credit Hours (SCH) / Full Time Equated Faculty (FTEF) Aggregated by Department Fall + Winter Semesters 2007-2008

Department	Student Credit Hours/ Full Time Equated Faculty (SCH/FTEF)
EET-CNS	320.47
Television Production	314.93
Mechanical Design	313.85
Surveying	299.07
Heavy Equipment	273.88
MI College of Optometry	253.71
Printing-Imaging Tech Mgmt	252.37
Plastics-Rubber	249.98
Fine Arts-Foundation	235.70
Design Studies	228.61

FERRIS STATE UNIVERSITY

Ranked Listing of Student Credit Hours (SCH) / Full Time Equated Faculty (FTEF) Aggregated by Course Prefix Fall + Winter Semesters 2007-2008

Course Description	Course Prefix	Student Credit Hours/ Full Time Equated Faculty (SCH/FTEF)
Social Sciences	SSCI	1,074.27
Professional Golf Management	PGMG	990.91
Pharmaceutics	PHAR	946.55
Radiography	RADI	907.11
Film	FILM	905.14
Art History	ARTH	894.78
Humanities	HUMN	870.95
Career Exploration	CARE	861.74
Pharmacy Administration	PHAD	847.95
Economics	ECON	835.90
Psychology	PSYC	815.71
Pharmaceutical Chemistry	PHCH	797.53
Physical Science	PHSC	773.72
Sociology	SOCY	770.79

FERRIS STATE UNIVERSITY

Ranked Listing of Student Credit Hours (SCH) / Full Time Equated Faculty (FTEF) Aggregated by Course Prefix Fall + Winter Semesters 2007-2008

Course Description	Course Prefix	Student Credit Hours/ Full Time Equated Faculty (SCH/FTEF)
Anthropology	ANTH	770.67
Management	MGMT	764.15
Pharmacology	PHCL	747.83
Chemistry	CHEM	744.77
History	HIST	732.26
Geography	GEOG	726.25
Metallurgy	MATL	724.78
Retailing	RETG	685.44
Accountancy	ACCT	683.80
Finance	FINC	682.87
Business Law	BLAW	681.23
Astronomy	ASTR	674.53
Physics	PHYS	666.17
Geology	GEOL	648.00

FERRIS STATE UNIVERSITY

Ranked Listing of Student Credit Hours (SCH) / Full Time Equated Faculty (FTEF) Aggregated by Course Prefix Fall + Winter Semesters 2007-2008

Course Description	Course Prefix	Student Credit Hours/ Full Time Equated Faculty (SCH/FTEF)
Biology	BIOL	637.55
Business	BUSN	631.88
Marketing	MKTG	629.36
Mathematics	MATH	628.92
Core Curriculum Health Sciences	CCHS	619.87
Health Care Systems Administration	HCSA	616.43
Religions	RELG	610.29
Environmental Health and Safety Management	EHSM	605.99
Advertising	ADVG	596.80
Statistics and Quantitative Methods	STQM	593.42
Philosophy	PHIL	589.20
Communication	COMM	583.67
Kendall College Art History	KCAH	580.29
Communication Honors	COMH	562.67

FERRIS STATE UNIVERSITY

Ranked Listing of Student Credit Hours (SCH) / Full Time Equated Faculty (FTEF) Aggregated by Course Prefix Fall + Winter Semesters 2007-2008

Course Description	Course Prefix	Student Credit Hours/ Full Time Equated Faculty (SCH/FTEF)
International Business	INTB	554.65
Computer Information Systems	ISYS	549.13
German	GERM	545.00
Music	MUSI	542.32
Photography	PHOT	540.00
Political Science	PLSC	533.93
Nuclear Medicine	NUCM	532.16
Dental Hygiene	DHYG	531.37
University College Program	UNCP	529.64
Construction Management	CONM	523.58
Restaurant and Food Industry Management	RFIM	518.23
Art	ARTS	518.00
Philosophy Honors	PHIH	516.00
Spanish	SPAN	508.25

FERRIS STATE UNIVERSITY

Ranked Listing of Student Credit Hours (SCH) / Full Time Equated Faculty (FTEF) Aggregated by Course Prefix Fall + Winter Semesters 2007-2008

Course Description	Course Prefix	Student Credit Hours/ Full Time Equated Faculty (SCH/FTEF)
Homeland Security-Digital Security & Forensics-CJ	HSCJ	507.43
Literature Honors	LITH	500.21
Engineering Graphics	ETEC	498.16
English	ENGL	482.35
Nursing	NURS	482.24
University	UNIV	476.04
Automotive Management	AMGT	468.45
Professional Tennis Management	PTMG	466.67
Public Relations	PREL	465.45
Reading	READ	464.76
Medical Record Information Systems	MRIS	462.51
Hospitality Management	HOMT	462.08
Humanities Honors	HUMH	457.33
French	FREN	456.08

FERRIS STATE UNIVERSITY

Ranked Listing of Student Credit Hours (SCH) / Full Time Equated Faculty (FTEF) Aggregated by Course Prefix Fall + Winter Semesters 2007-2008

Course Description	Course Prefix	Student Credit Hours/ Full Time Equated Faculty (SCH/FTEF)
Anthropology Honors	ANHH	456.00
Education Physical Education	EDPE	450.81
Architectural Technology	ARCH	449.95
Facilities Management	FMAN	442.41
Honors	HNRS	434.83
Education Special Needs	ESPN	430.36
Mechanical Engineering Technology	MECH	419.32
English Professional	ENGP	416.25
Law	LLAW	415.02
Computer Science	CPSC	403.82
Real Estate	REAL	400.00
Language	LANG	399.24
Digital Animation and Game Design	DAGD	398.47
Recreation Management and Leisure Studies	RMLS	397.72

FERRIS STATE UNIVERSITY

Ranked Listing of Student Credit Hours (SCH) / Full Time Equated Faculty (FTEF) Aggregated by Course Prefix Fall + Winter Semesters 2007-2008

Course Description	Course Prefix	Student Credit Hours/ Full Time Equated Faculty (SCH/FTEF)
Civil Engineering	CENG	392.52
Criminal Justice	CRIM	391.17
Kendall College Social Science	KCSS	387.48
Graphic Design	GRDE	384.51
Kendall College Humanities	KCHU	383.20
Journalism	JRNL	382.74
Clinical Laboratory Science	CLLS	380.42
Respiratory Care	RESP	368.25
Civil Engineering Technology	CETM	364.03
Heating, Ventilation, Air Conditioning & Refrig Tec	HVAC	363.18
Diagnostic Medical Sonography	SONO	361.90
Kendall College Science	KCSC	354.39
Master of Business Administration	MMBA	348.79
E-Commerce	ECOM	348.00

FERRIS STATE UNIVERSITY

Ranked Listing of Student Credit Hours (SCH) / Full Time Equated Faculty (FTEF) Aggregated by Course Prefix Fall + Winter Semesters 2007-2008

Course Description	Course Prefix	Student Credit Hours/ Full Time Equated Faculty (SCH/FTEF)
Welding Engineering Technology	WELD	346.60
Psychology Honors	PSYH	342.00
Manufacturing Engineering Technology	MFGE	341.43
Education	EDUC	336.44
Computer Network and Systems	ECNS	335.98
Ferris State University Seminar	FSUS	332.96
Literature	LITR	330.21
Allied Health Science	CAHS	330.00
Lit of the French World-Honors	FRNH	320.00
Master of Science Information Systems Management	MISM	319.41
Building Construction	BCTM	317.62
Electrical and Electronics Engineering Technology	EEET	316.26
Television Production	TVPR	314.93
African American Studies	AFAM	314.29

FERRIS STATE UNIVERSITY

Ranked Listing of Student Credit Hours (SCH) / Full Time Equated Faculty (FTEF) Aggregated by Course Prefix Fall + Winter Semesters 2007-2008

Course Description	Course Prefix	Student Credit Hours/ Full Time Equated Faculty (SCH/FTEF)
Educational Career Technical Education	ECTE	311.52
Kendall-Painting	KCPA	310.59
Heavy Equipment Technology	HEQT	308.81
Education Language Arts	EDLA	301.43
Music Industry Management	MIMG	299.87
Child Development	EDCD	296.39
Surveying Engineering	SURE	293.38
Automotive Service Technology	AUTO	291.82
Information Security and Intel	ISIN	288.00
Plastics Engineering Technology	PLTS	287.12
Kendall Photography	KCPH	286.05
Kendall College Design Studies	KCDS	278.93
Printing Management	PMGT	276.85
Kendall Education	KCED	271.33

FERRIS STATE UNIVERSITY

Ranked Listing of Student Credit Hours (SCH) / Full Time Equated Faculty (FTEF) Aggregated by Course Prefix Fall + Winter Semesters 2007-2008

Course Description	Course Prefix	Student Credit Hours/ Full Time Equated Faculty (SCH/FTEF)
Kendall College Interior Design	KCID	270.58
Kendall College Foundation	KCFN	268.59
Pharmacy Practice	PHPR	265.08
Social Work	SCWK	261.62
Optometry	OPTM	253.71
Integrated Physical Sciences	INPS	251.43
Kendall College Fine Arts	KCFA	248.29
Product Design Engineering Technology	PDET	246.22
Kendall-Graphic Design	KCGD	242.37
Education Reading Language Arts	ERLA	231.64
Kendall College Illustration	KCIL	224.32
Kendall College Historic Preservation	KCHP	218.18
Theatre	THTR	217.50
Printing Technology	PTEC	214.89

FERRIS STATE UNIVERSITY

Ranked Listing of Student Credit Hours (SCH) / Full Time Equated Faculty (FTEF) Aggregated by Course Prefix Fall + Winter Semesters 2007-2008

Course Description	Course Prefix	Student Credit Hours/ Full Time Equated Faculty (SCH/FTEF)
Pharmacognosy	PHCG	214.54
Applied Science	APPS	214.47
Integrated Biology	INBI	210.00
CAD Drafting and Tool Design	CDTD	208.23
Kendall College Industrial Design	KCIN	203.95
Education-Get Promoted	EDGP	203.28
Horticulture	HORT	201.84
Heavy Equipment Service Engineering Technology	HSET	198.02
Manufacturing Tooling Technology	MFGT	197.77
Geographic Information Science	GISC	194.72
Kendall College Digital Media	KCDM	191.17
New Media Printing and Publishing	NMPP	180.65
Kendall College Furniture Design	KCFD	175.50
Kendall Education	KCED	152.00

FERRIS STATE UNIVERSITY

Ranked Listing of Student Credit Hours (SCH) / Full Time Equated Faculty (FTEF) Aggregated by Course Prefix Fall + Winter Semesters 2007-2008

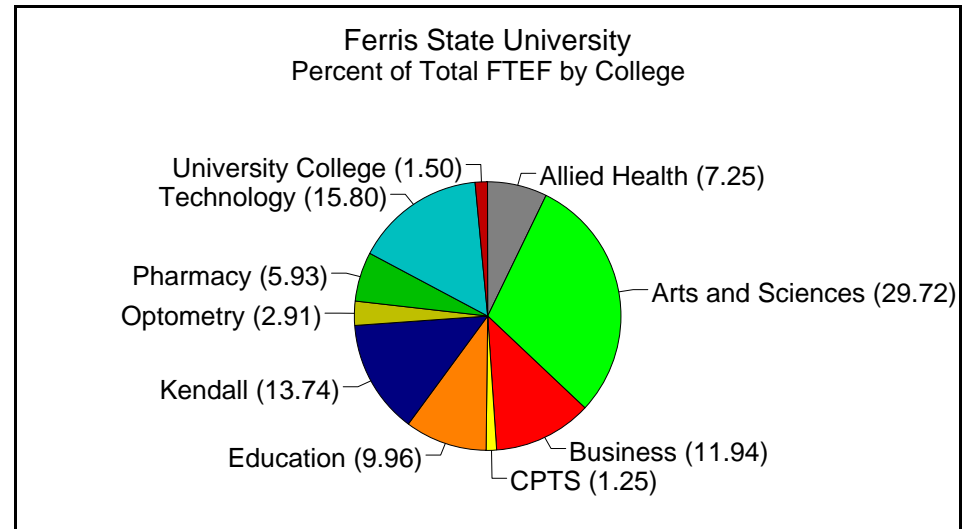
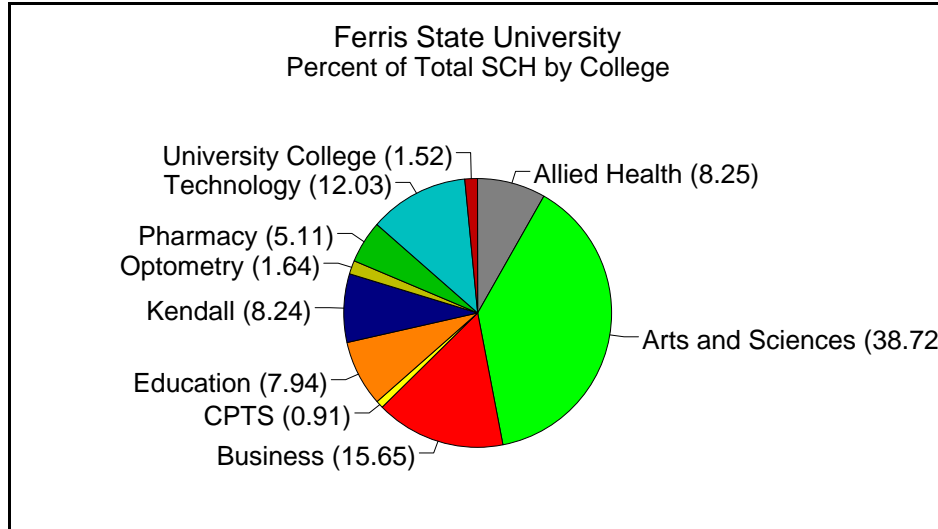
Course Description	Course Prefix	Student Credit Hours/ Full Time Equated Faculty (SCH/FTEF)
Kendall Sculpture/Functional Art	KCSF	140.96
Philanthropy Education	EDPH	128.57
Rubber Technology	RUBR	110.75
Kendall Metals/Jewelry Design	KCMJ	100.63
Kendall-Design	KDES	93.45
Software Engineering	SENG	66.00
Automotive/Heavy Equipment Management	AHEM	

Ferris State University

Student Credit Hours (SCH) and Full Time Equated Faculty (FTEF) by College

Fall and Winter Terms Combined 2007-2008

By College



College	SCH	FTEF
Allied Health	25,276.00	49.30
Arts and Sciences	118,662.00	202.04
Business	47,956.00	81.13
CPTS	2,777.00	8.53
Education	24,324.00	67.67
Kendall	25,266.00	93.38
Optometry	5,018.00	19.78
Pharmacy	15,656.00	40.29
Technology	36,881.00	107.42
University College	4,664.00	10.20

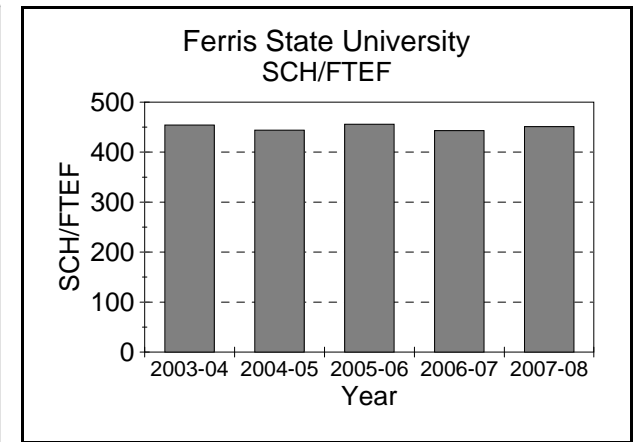
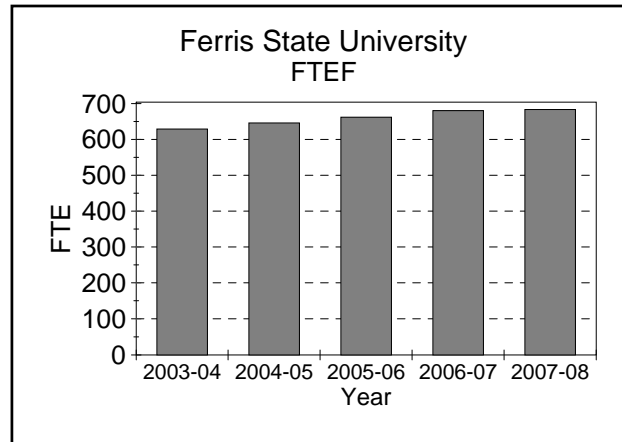
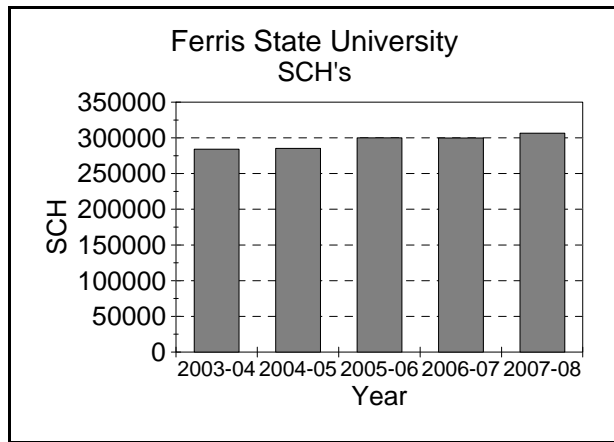
Source: Office of Institutional Research, g:\...fload\0708\prdupnie.rsl

Ferris State University

Student Credit Hours (SCH), Full Time Equated Faculty (FTEF) and SCH/FTEF Aggregated by University

Fall and Winter Terms Combined

FSU



<u>Year</u>	<u>SCH</u>	<u>FTEF</u>	<u>SCH/FTEF</u>
2003-04	284,155.00	625.59	454.22
2004-05	285,223.00	642.37	444.01
2005-06	300,005.00	658.33	455.71
2006-07	299,811.50	676.68	443.06
2007-08	306,480.00	679.74	450.88

Caution: When viewing graphs, please note the differences in scales

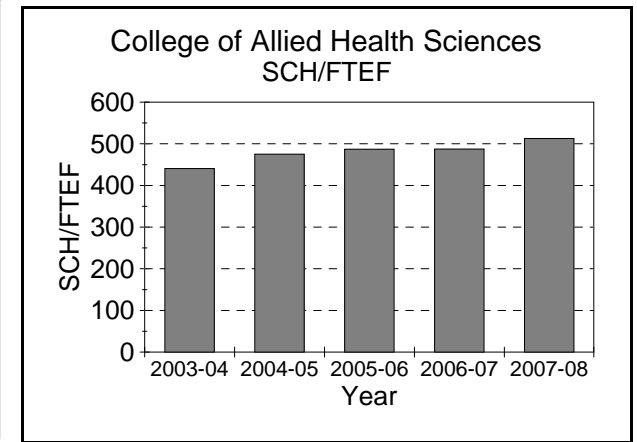
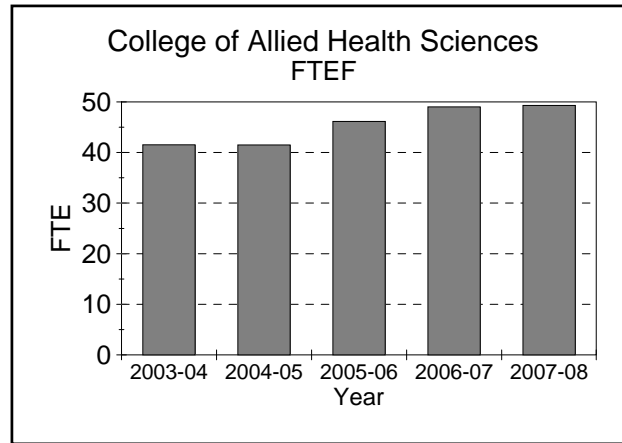
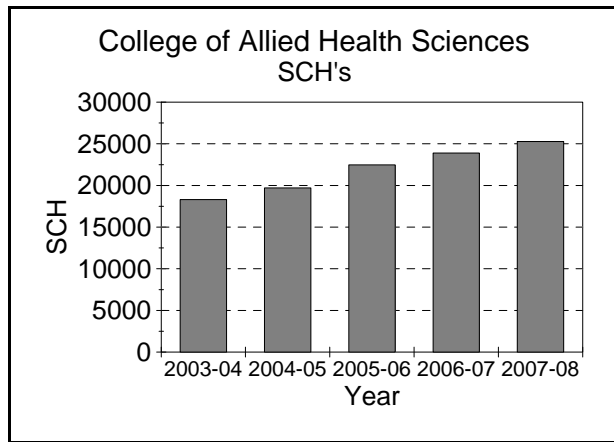
Source: Office of Institutional Research, g:\...fload\0708\prdugr.rsl

Ferris State University

Student Credit Hours (SCH), Full Time Equated Faculty (FTEF) and SCH/FTEF Aggregated by College

Fall and Winter Terms Combined

College of Allied Health Sciences



<u>Year</u>	<u>SCH</u>	<u>FTEF</u>	<u>SCH/FTEF</u>
2003-04	18,299.00	41.54	440.46
2004-05	19,708.00	41.49	475.06
2005-06	22,471.00	46.14	487.03
2006-07	23,897.00	49.02	487.50
2007-08	25,276.00	49.30	512.68

Caution: When viewing graphs, please note the differences in scales

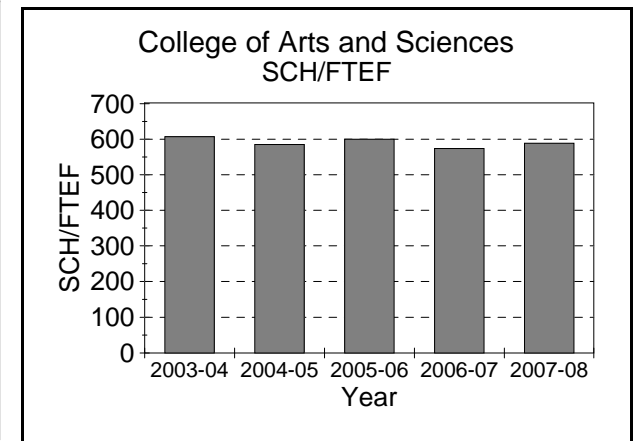
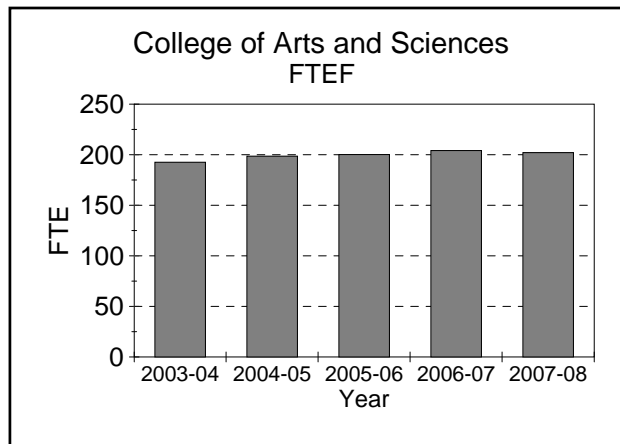
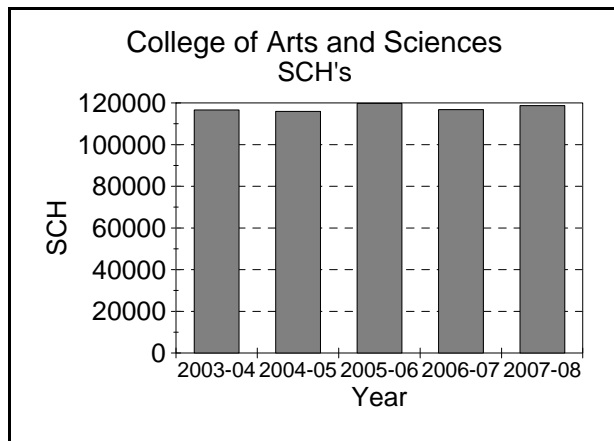
Source: Office of Institutional Research, g:\...\facload\0708\prdahgr.rsl

Ferris State University

Student Credit Hours (SCH), Full Time Equated Faculty (FTEF) and SCH/FTEF Aggregated by College

Fall and Winter Terms Combined

College of Arts and Sciences



<u>Year</u>	<u>SCH</u>	<u>FTEF</u>	<u>SCH/FTEF</u>
2003-04	116,604.00	192.61	605.40
2004-05	115,927.00	198.60	583.73
2005-06	119,800.00	200.20	598.41
2006-07	116,801.00	204.09	572.31
2007-08	118,662.00	202.04	587.32

Caution: When viewing graphs, please note the differences in scales

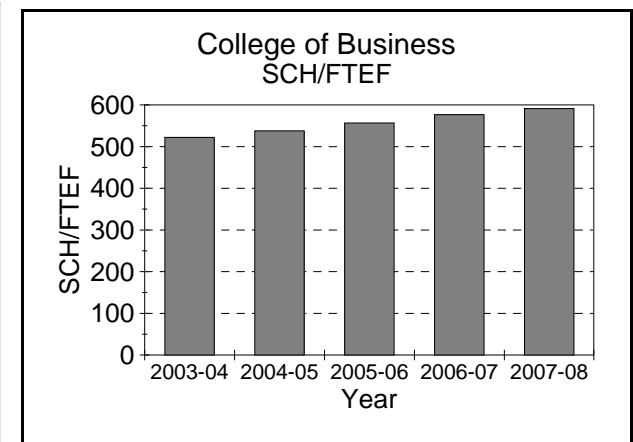
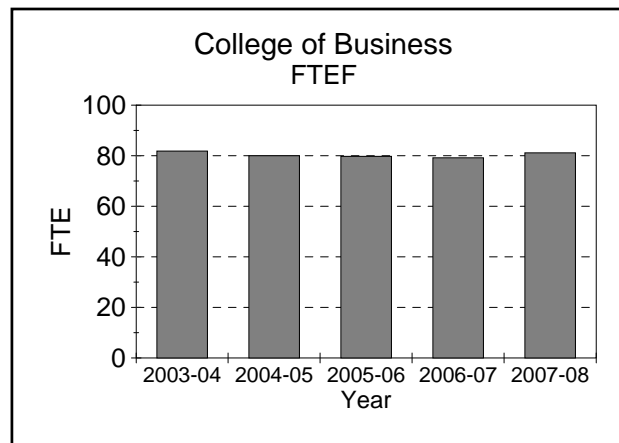
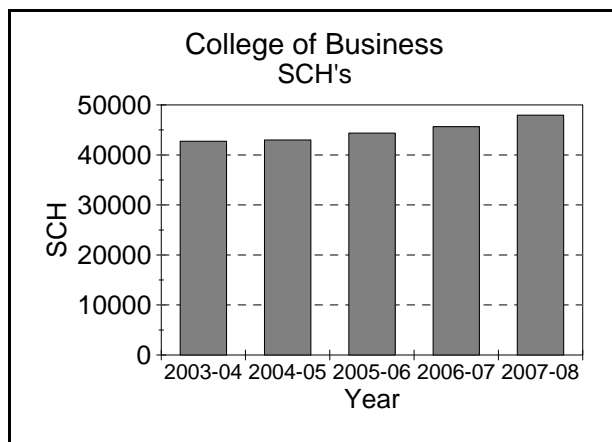
Source: Office of Institutional Research, g:\...fload\0708\prdasgr.rsl

Ferris State University

Student Credit Hours (SCH), Full Time Equated Faculty (FTEF) and SCH/FTEF Aggregated by College

Fall and Winter Terms Combined

College of Business



<u>Year</u>	<u>SCH</u>	<u>FTEF</u>	<u>SCH/FTEF</u>
2003-04	42,733.00	81.84	522.16
2004-05	42,998.00	79.97	537.69
2005-06	44,382.00	79.73	556.65
2006-07	45,652.00	79.20	576.41
2007-08	47,956.00	81.13	591.07

Caution: When viewing graphs, please note the differences in scales

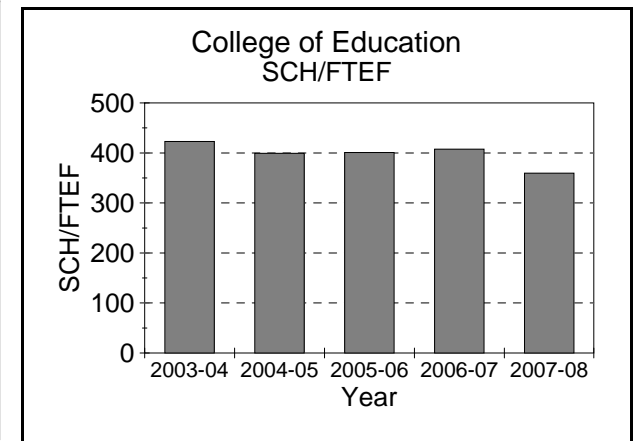
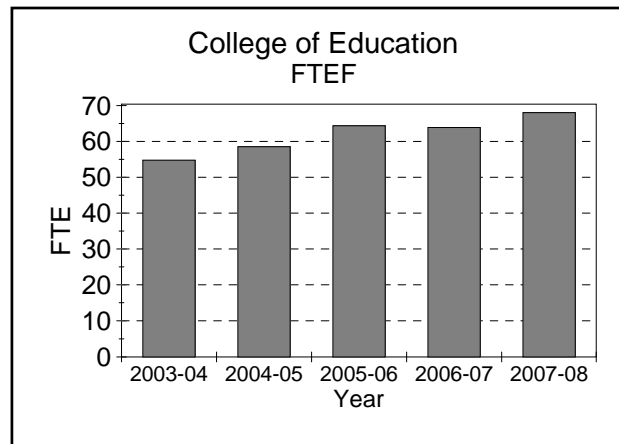
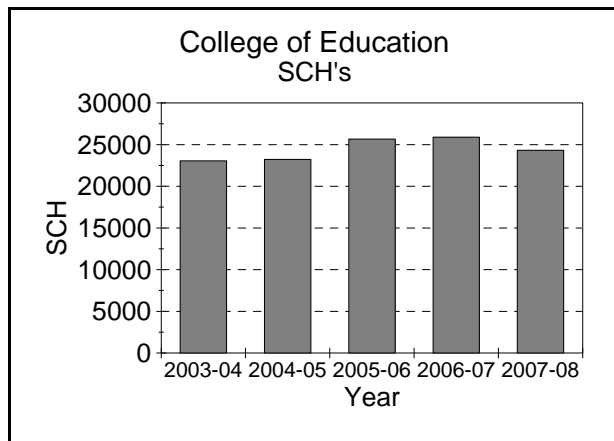
Source: Office of Institutional Research, g:\...fload\0708\prdbmgr.rsl

Ferris State University

Student Credit Hours (SCH), Full Time Equated Faculty (FTEF) and SCH/FTEF Aggregated by College

Fall and Winter Terms Combined

College of Education & Human Services



<u>Year</u>	<u>SCH</u>	<u>FTEF</u>	<u>SCH/FTEF</u>
2003-04	23,044.00	54.49	422.91
2004-05	23,232.00	58.20	399.20
2005-06	25,653.00	64.02	400.71
2006-07	25,887.00	63.53	407.46
2007-08	24,324.00	67.67	359.47

Caution: When viewing graphs, please note the differences in scales

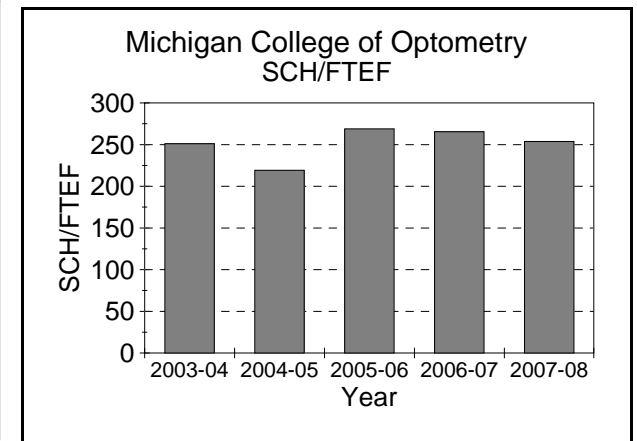
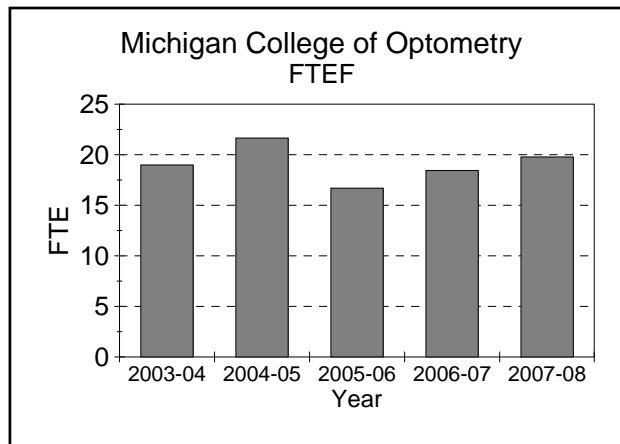
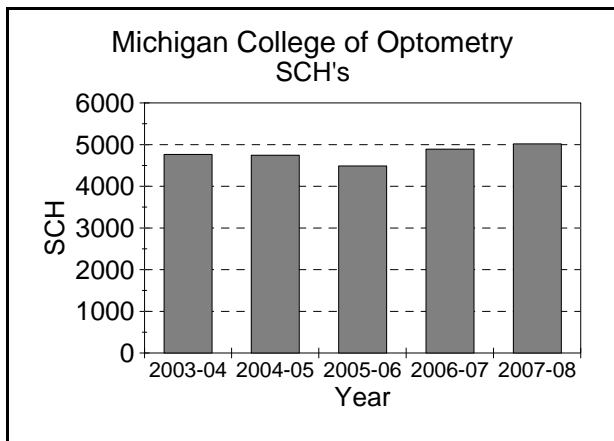
Source: Office of Institutional Research, g:\...facload\0708\prdedgr.rsl

Ferris State University

Student Credit Hours (SCH), Full Time Equated Faculty (FTEF) and SCH/FTEF Aggregated by College

Fall and Winter Terms Combined

Michigan College of Optometry



<u>Year</u>	<u>SCH</u>	<u>FTEF</u>	<u>SCH/FTEF</u>
2003-04	4,765.00	18.98	251.10
2004-05	4,746.00	21.65	219.24
2005-06	4,488.00	16.69	268.85
2006-07	4,891.00	18.43	265.42
2007-08	5,018.00	19.78	253.71

Caution: When viewing graphs, please note the differences in scales

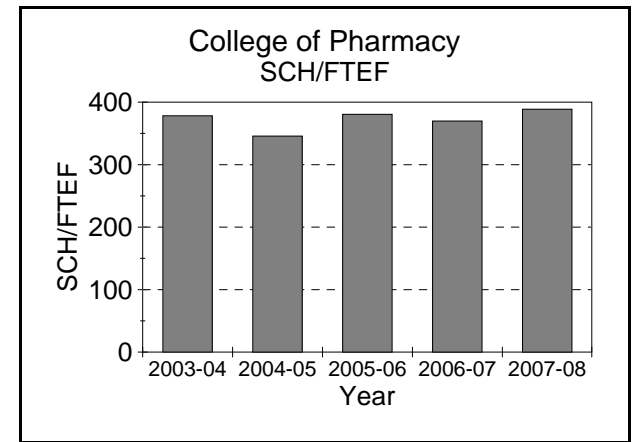
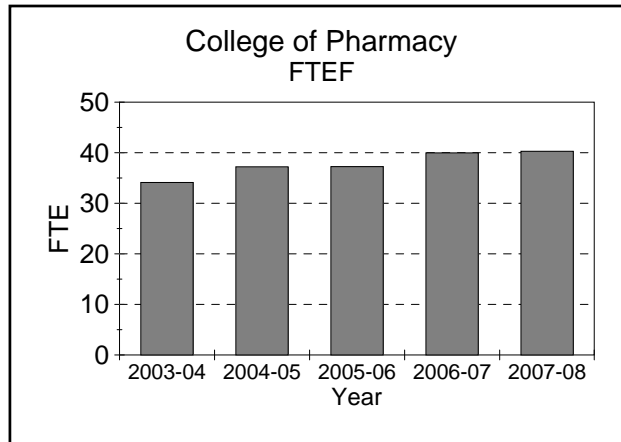
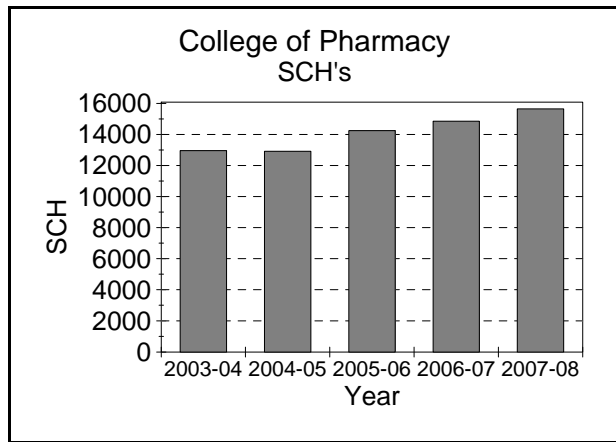
Source: Office of Institutional Research, g:\...facload\0708\prdogr.rsl

Ferris State University

Student Credit Hours (SCH), Full Time Equated Faculty (FTEF) and SCH/FTEF Aggregated by College

Fall and Winter Terms Combined

College of Pharmacy



<u>Year</u>	<u>SCH</u>	<u>FTEF</u>	<u>SCH/FTEF</u>
2003-04	12,896.00	34.10	378.22
2004-05	12,860.00	37.21	345.61
2005-06	14,172.00	37.25	380.43
2006-07	14,777.50	39.97	369.67
2007-08	15,565.00	40.29	388.63

Caution: When viewing graphs, please note the differences in scales

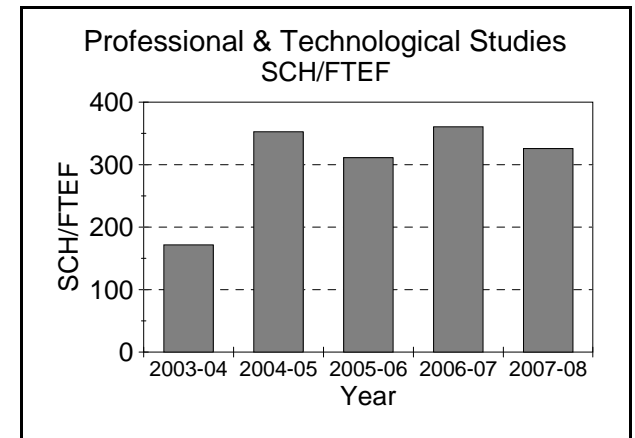
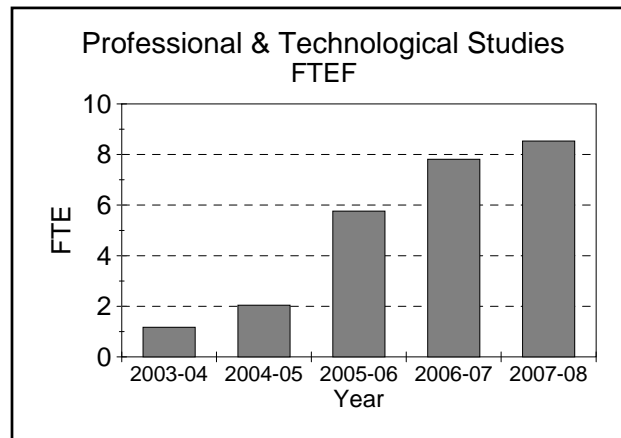
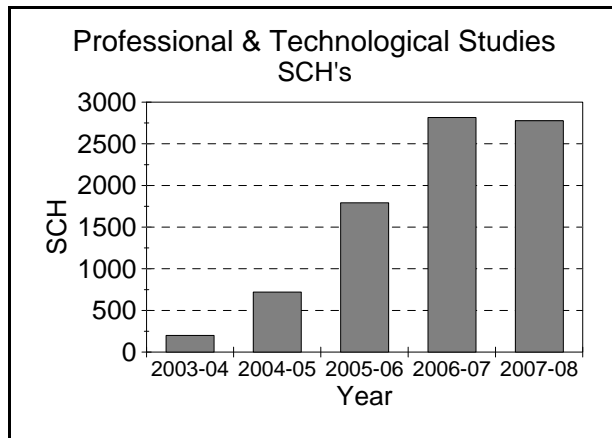
Source: Office of Institutional Research, g:\...facload\0708\prpghr.rsl

Ferris State University

Student Credit Hours (SCH), Full Time Equated Faculty (FTEF) and SCH/FTEF Aggregated by Department

Fall and Winter Terms Combined

College of Professional & Technological Studies



<u>Year</u>	<u>SCH</u>	<u>FTEF</u>	<u>SCH/FTEF</u>
2003-04	200.00	1.17	171.67
2004-05	721.00	2.04	352.57
2005-06	1,791.00	5.76	311.21
2006-07	2,815.00	7.81	360.53
2007-08	2,777.00	8.53	325.66

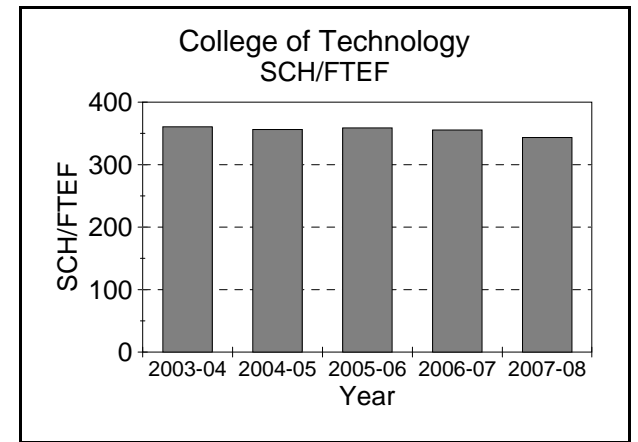
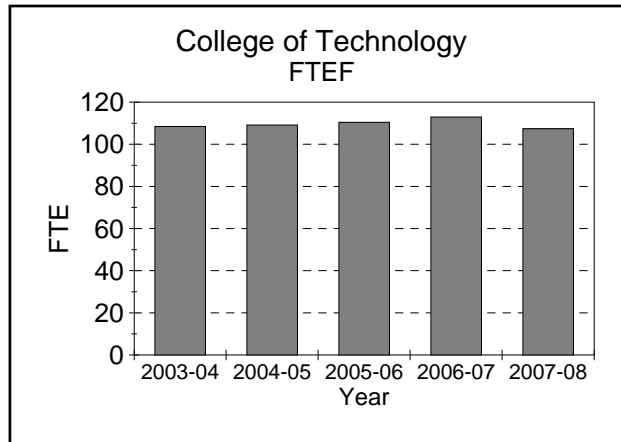
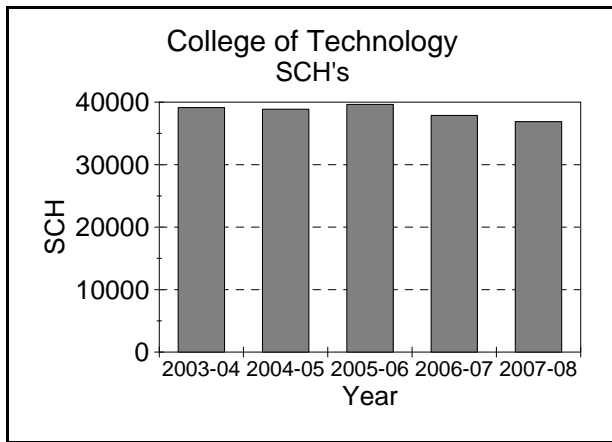
Caution: When viewing graphs, please note the differences in scales
Source: Office of Institutional Research, g:\...fload\0708\prdpgr.rsl

Ferris State University

Student Credit Hours (SCH), Full Time Equated Faculty (FTEF) and SCH/FTEF Aggregated by College

Fall and Winter Terms Combined

College of Technology



<u>Year</u>	<u>SCH</u>	<u>FTEF</u>	<u>SCH/FTEF</u>
2003-04	39,117.00	108.49	360.57
2004-05	38,864.00	109.11	356.20
2005-06	39,642.00	110.46	358.88
2006-07	37,882.00	112.91	355.50
2007-08	36,881.00	107.42	343.32

Caution: When viewing graphs, please note the differences in scales

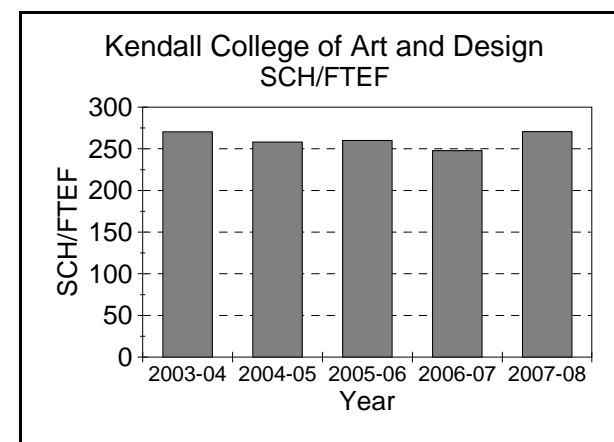
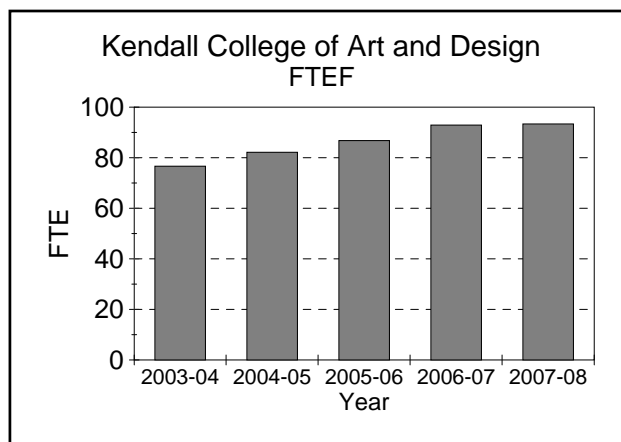
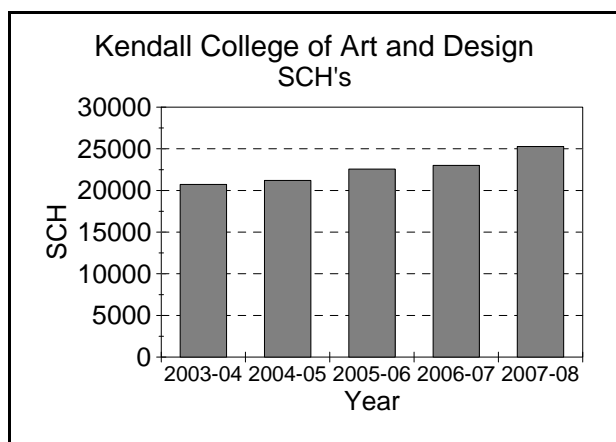
Source: Office of Institutional Research, g:\...\facload\0708\prdtgr.rsl

Ferris State University

Student Credit Hours (SCH), Full Time Equated Faculty (FTEF) and SCH/FTEF Aggregated by College

Fall and Winter Terms Combined

Kendall College of Art and Design



<u>Year</u>	<u>SCH</u>	<u>FTEF</u>	<u>SCH/FTEF</u>
2003-04	20,722.00	76.65	270.35
2004-05	21,200.00	82.13	258.13
2005-06	22,561.00	86.75	260.08
2006-07	23,004.00	92.88	247.67
2007-08	25,266.00	93.38	270.57

Caution: When viewing graphs, please note the differences in scales

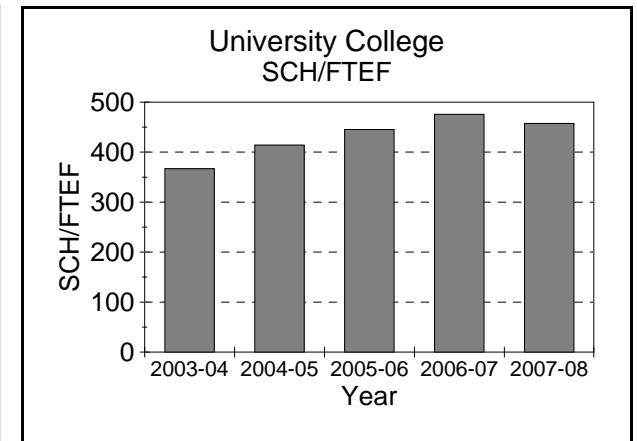
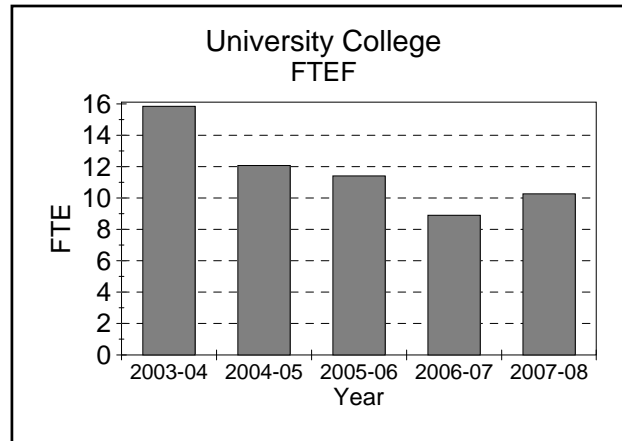
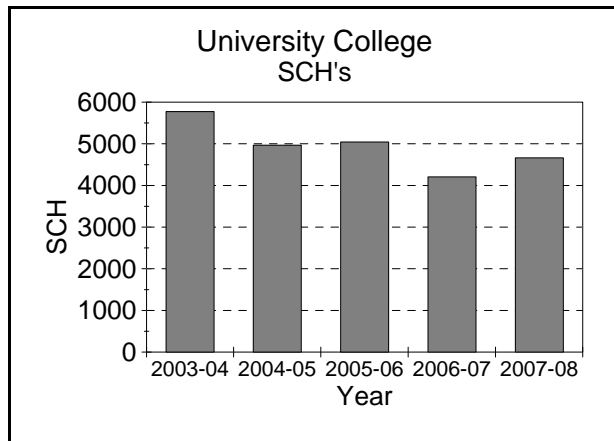
Source: Office of Institutional Research, g:\...fload\0708\prdkcgr.rsl

Ferris State University

Student Credit Hours (SCH), Full Time Equated Faculty (FTEF) and SCH/FTEF Aggregated by College

Fall and Winter Terms Combined

University College



<u>Year</u>	<u>SCH</u>	<u>FTEF</u>	<u>SCH/FTEF</u>
2003-04	5,775.00	15.74	366.92
2004-05	4,967.00	11.99	414.35
2005-06	5,045.00	11.33	445.33
2006-07	4,205.00	8.84	475.68
2007-08	4,664.00	10.20	457.29

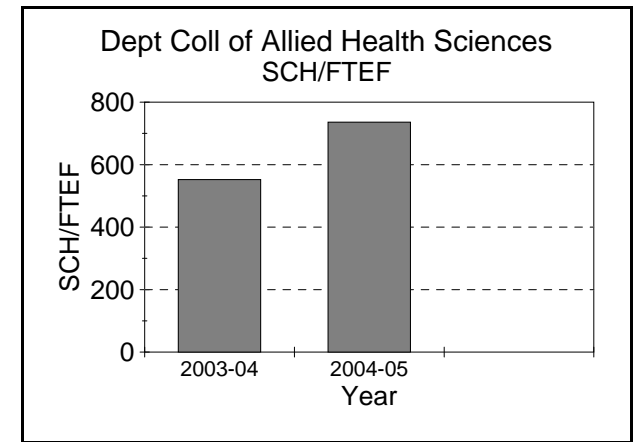
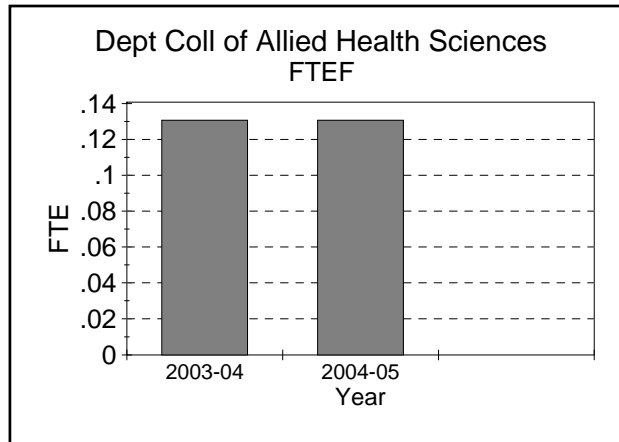
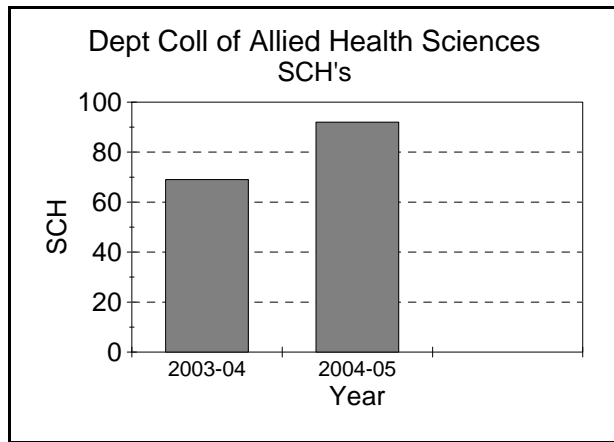
Caution: When viewing graphs, please note the differences in scales
Source: Office of Institutional Research, g:\...fload\0708\prducgr.rsl

Ferris State University

Student Credit Hours (SCH), Full Time Equated Faculty (FTEF) and SCH/FTEF Aggregated by Department

Fall and Winter Terms Combined

College of Allied Health Sciences (College of Allied Health Sciences)



<u>Year</u>	<u>SCH</u>	<u>FTEF</u>	<u>SCH/FTEF</u>
2003-04	69.00	0.13	552.00
2004-05	92.00	0.13	736.00

<< College of Allied Health Sciences Reorganized in 2005-06 >>
<< see detailed information for the FTE & SCH for the 2005-06 and 2006-07 data >>

Caution: When viewing graphs, please note the differences in scales

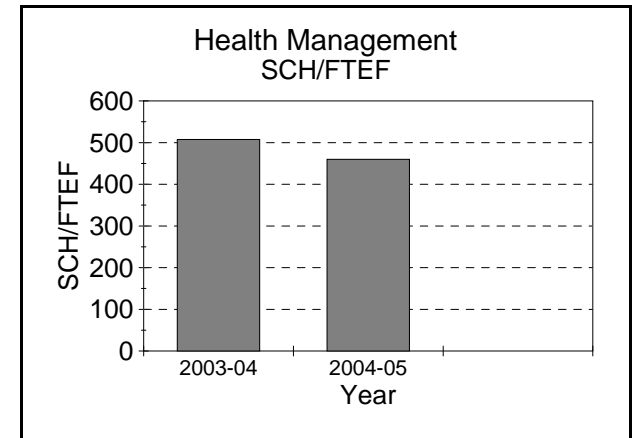
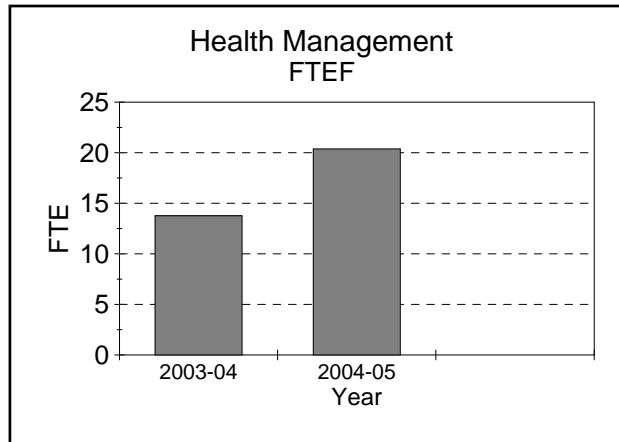
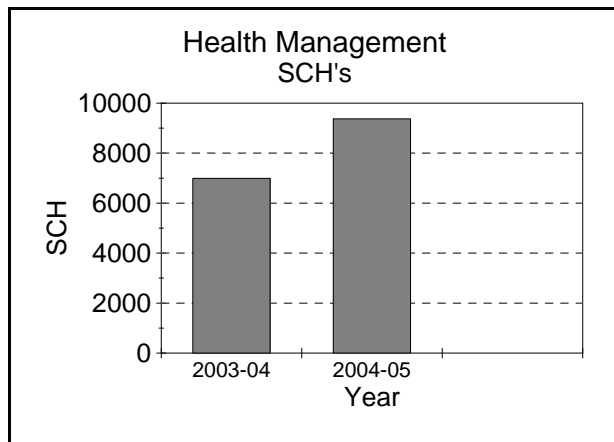
Source: Office of Institutional Research, g:\...\facload\0708\prdah2g.rsl

Ferris State University

Student Credit Hours (SCH), Full Time Equated Faculty (FTEF) and SCH/FTEF Aggregated by Department

Fall and Winter Terms Combined

Health Management (College of Allied Health Sciences)



<u>Year</u>	<u>SCH</u>	<u>FTEF</u>	<u>SCH/FTEF</u>
2003-04	6,989.00	13.77	507.53
2004-05	9,375.00	20.38	459.99

<< After 2004-2005 see **Clinical Lab - Respiratory Care - Health Related Administration**>>

Caution: When viewing graphs, please note the differences in scales

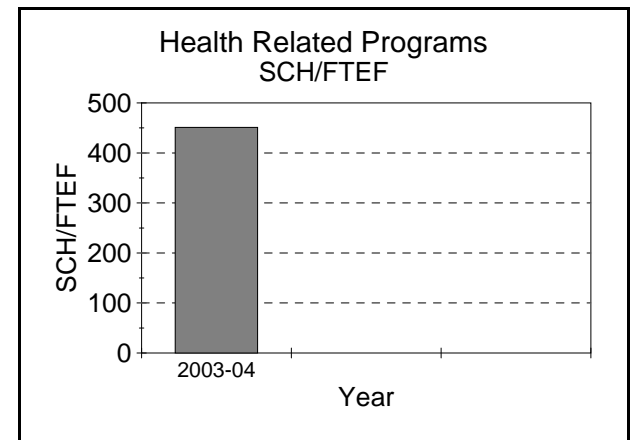
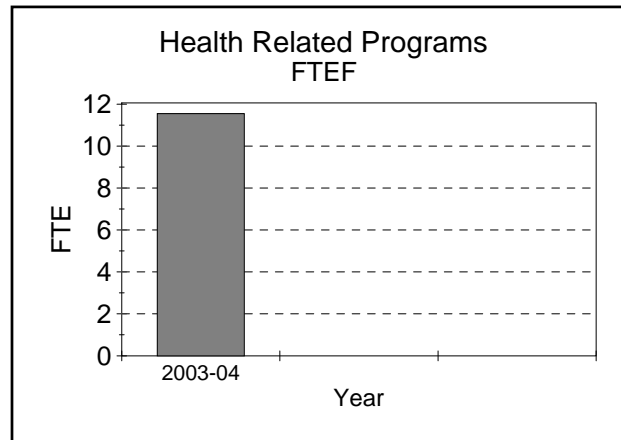
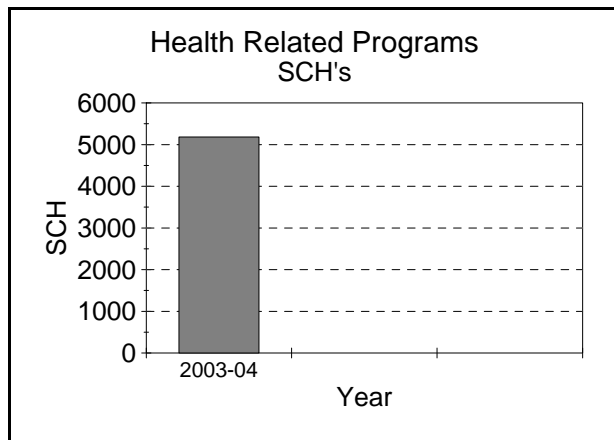
Source: Office of Institutional Research, g:\...\facload\0708\prdah4g.rsl

Ferris State University

Student Credit Hours (SCH), Full Time Equated Faculty (FTEF) and SCH/FTEF Aggregated by Department

Fall and Winter Terms Combined

Health Related Programs (College of Allied Health Sciences)



<u>Year</u>	<u>SCH</u>	<u>FTEF</u>	<u>SCH/FTEF</u>
2003-04	5,183.00	11.49	450.92

<< After 2004-2005 see **Dental Hygiene - Medical Imaging** >>

Caution: When viewing graphs, please note the differences in scales

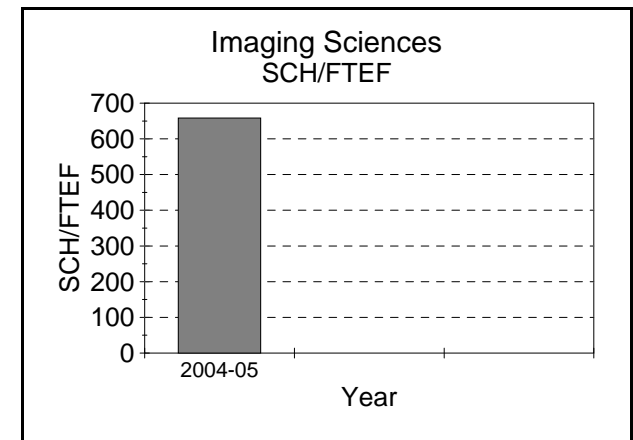
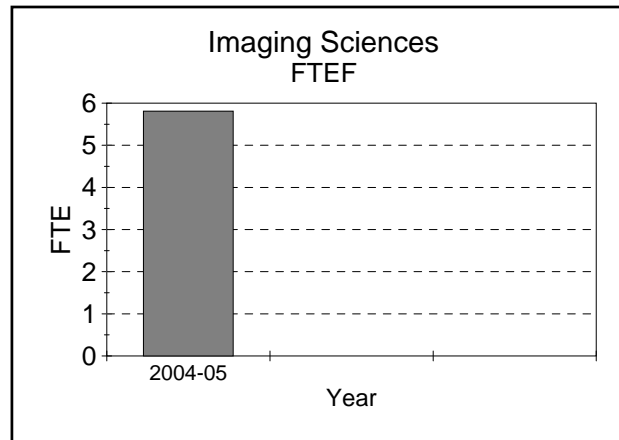
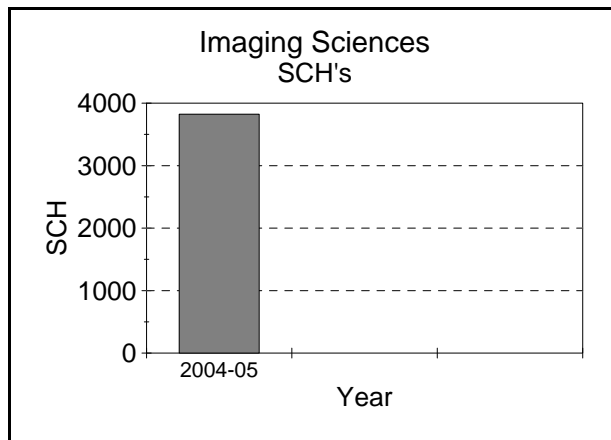
Source: Office of Institutional Research, g:\...\facload\0708\prdah7g.rsl

Ferris State University

Student Credit Hours (SCH), Full Time Equated Faculty (FTEF) and SCH/FTEF Aggregated by Department

Fall and Winter Terms Combined

Imaging Sciences (College of Allied Health Sciences)



<u>Year</u>	<u>SCH</u>	<u>FTEF</u>	<u>SCH/FTEF</u>
2004-05	3,823.00	5.81	658.26

<< Prior to 2004-05 see **Health Related Programs** >>

<< After 2004-2005 see **Dental Hygiene - Medical Imaging** >>

Caution: When viewing graphs, please note the differences in scales

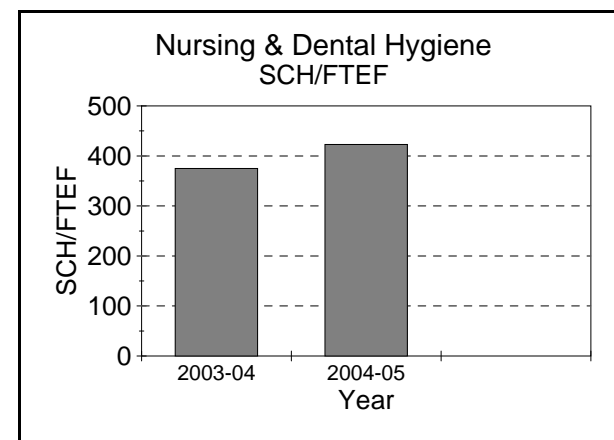
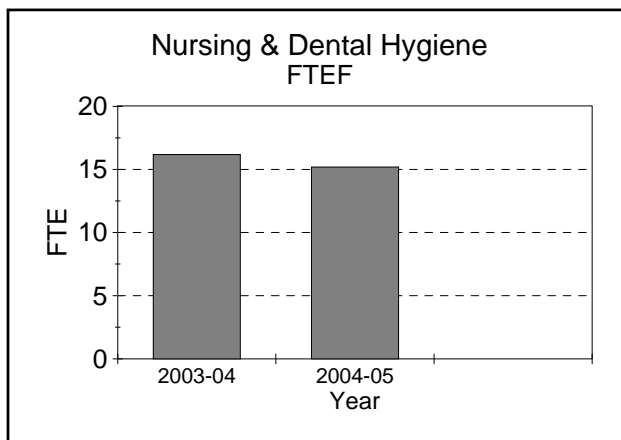
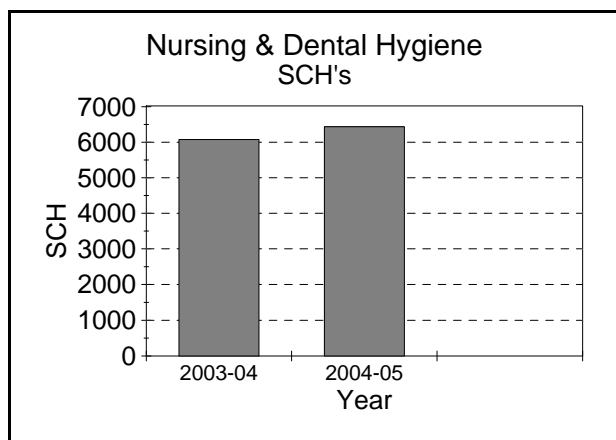
Source: Office of Institutional Research, g:\...\facload\0708\prdah5g.rsl

Ferris State University

Student Credit Hours (SCH), Full Time Equated Faculty (FTEF) and SCH/FTEF Aggregated by Department

Fall and Winter Terms Combined

Nursing & Dental Hygiene (College of Allied Health Sciences)



<u>Year</u>	<u>SCH</u>	<u>FTEF</u>	<u>SCH/FTEF</u>
2003-04	6,058.00	16.16	374.99
2004-05	6,418.00	15.17	423.02

<< After 2004-2005 see **School of Nursing, Dental Hygiene and/or Medical Imaging** >>

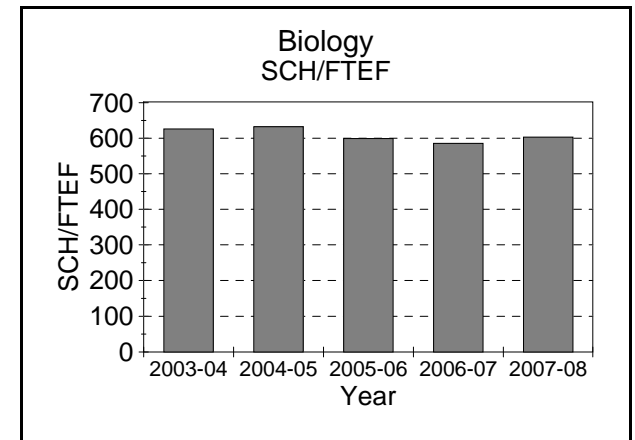
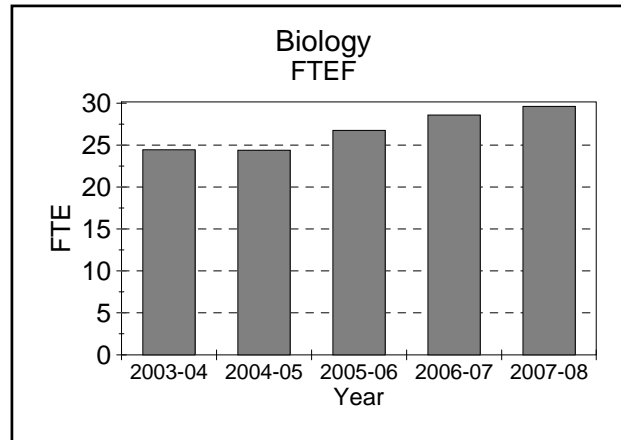
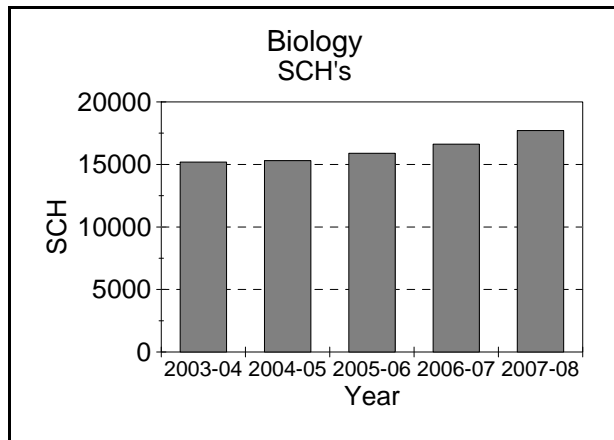
Caution: When viewing graphs, please note the differences in scales
Source: Office of Institutional Research, g:\...\facload\0708\prdah8g.rsl

Ferris State University

Student Credit Hours (SCH), Full Time Equated Faculty (FTEF) and SCH/FTEF Aggregated by Department

Fall and Winter Terms Combined

Biology (College of Arts & Sciences)



<u>Year</u>	<u>SCH</u>	<u>FTEF</u>	<u>SCH/FTEF</u>
2003-04	15,186.00	24.33	624.09
2004-05	15,305.00	24.27	630.61
2005-06	15,898.00	26.62	597.23
2006-07	16,617.00	28.45	584.14
2007-08	17,715.00	29.46	601.31

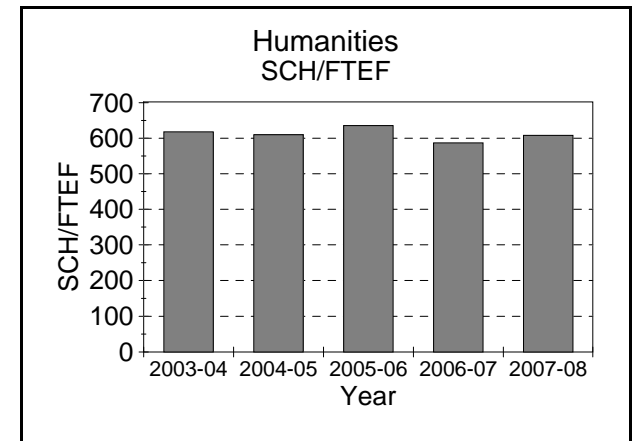
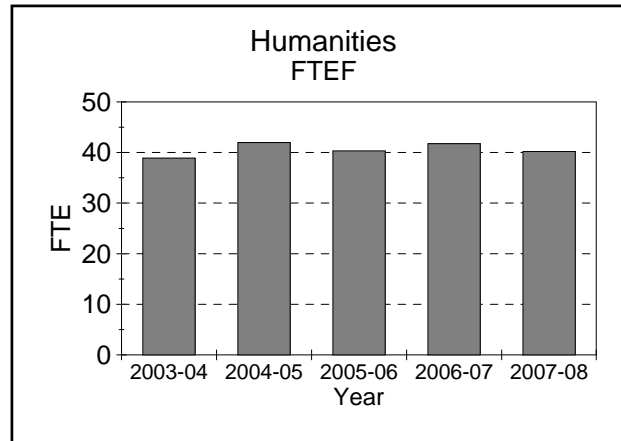
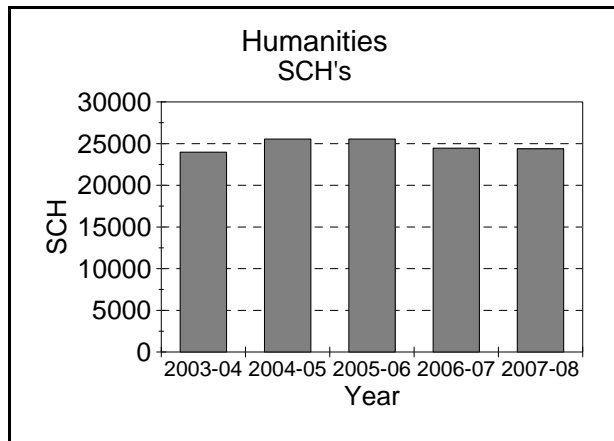
Caution: When viewing graphs, please note the differences in scales
Source: Office of Institutional Research, g:\...\facload\0708\prdas1g.rsl

Ferris State University

Student Credit Hours (SCH), Full Time Equated Faculty (FTEF) and SCH/FTEF Aggregated by Department

Fall and Winter Terms Combined

Humanities (College of Arts & Sciences)



<u>Year</u>	<u>SCH</u>	<u>FTEF</u>	<u>SCH/FTEF</u>
2003-04	23,974.00	38.90	616.34
2004-05	25,548.00	41.96	608.07
2005-06	25,556.00	40.32	633.84
2006-07	24,448.00	41.76	585.42
2007-08	24,379.00	40.21	606.35

Caution: When viewing graphs, please note the differences in scales

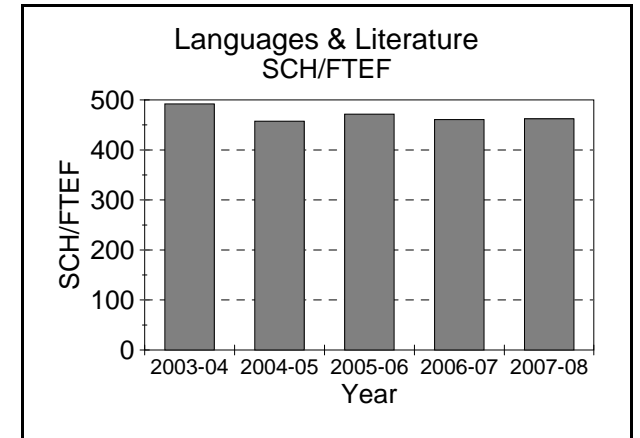
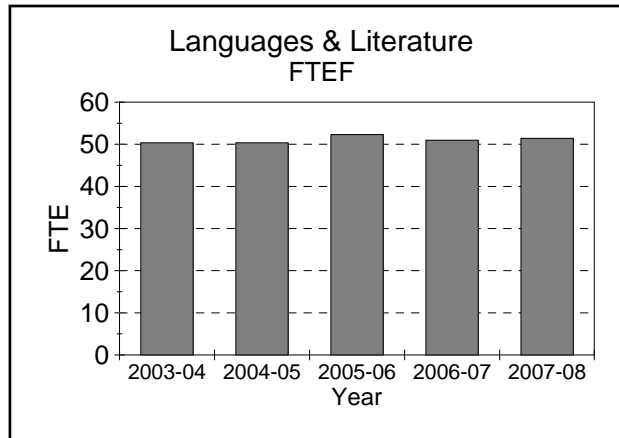
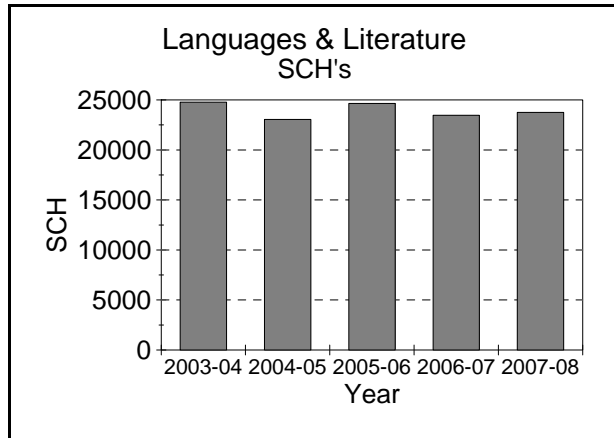
Source: Office of Institutional Research, g:\...\facload\0708\prdas2g.rsl

Ferris State University

Student Credit Hours (SCH), Full Time Equated Faculty (FTEF) and SCH/FTEF Aggregated by Department

Fall and Winter Terms Combined

Languages & Literature (College of Arts & Sciences)



<u>Year</u>	<u>SCH</u>	<u>FTEF</u>	<u>SCH/FTEF</u>
2003-04	24,784.00	50.36	492.14
2004-05	23,045.00	50.36	457.59
2005-06	24,656.00	52.28	471.65
2006-07	23,472.00	50.95	460.67
2007-08	23,757.00	51.41	462.10

Caution: When viewing graphs, please note the differences in scales

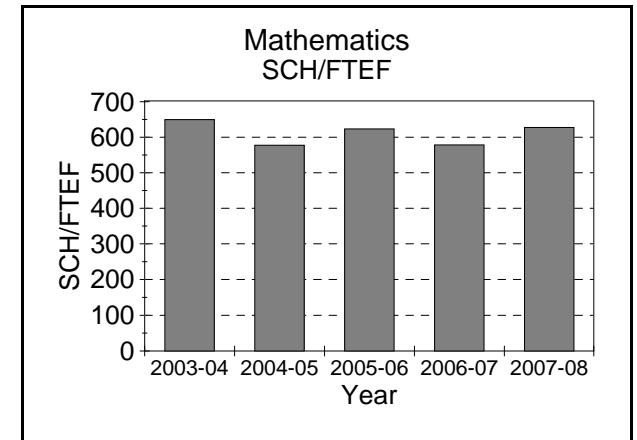
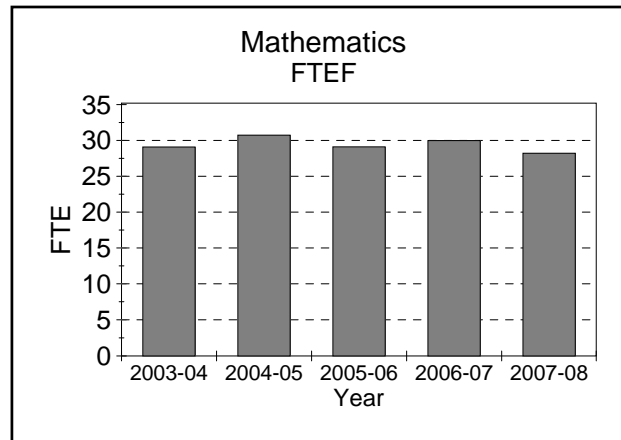
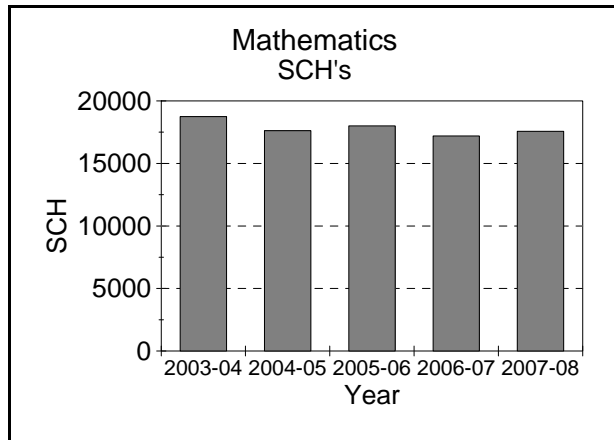
Source: Office of Institutional Research, g:\...\facload\0708\prdas3g.rsl

Ferris State University

Student Credit Hours (SCH), Full Time Equated Faculty (FTEF) and SCH/FTEF Aggregated by Department

Fall and Winter Terms Combined

Mathematics (College of Arts & Sciences)



<u>Year</u>	<u>SCH</u>	<u>FTEF</u>	<u>SCH/FTEF</u>
2003-04	18,744.00	28.94	647.57
2004-05	17,617.00	30.58	576.05
2005-06	17,999.00	28.95	621.62
2006-07	17,200.00	29.81	577.05
2007-08	17,563.00	28.07	625.78

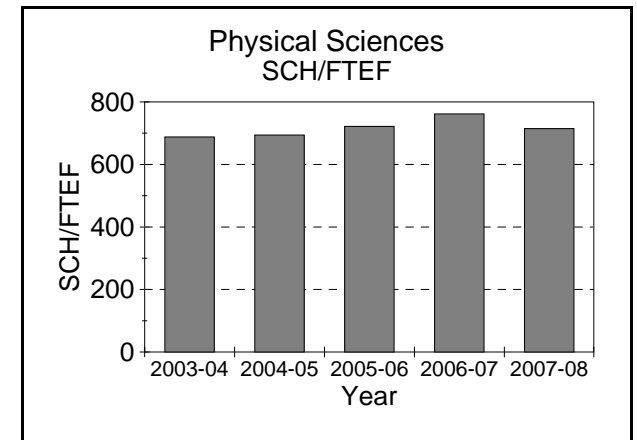
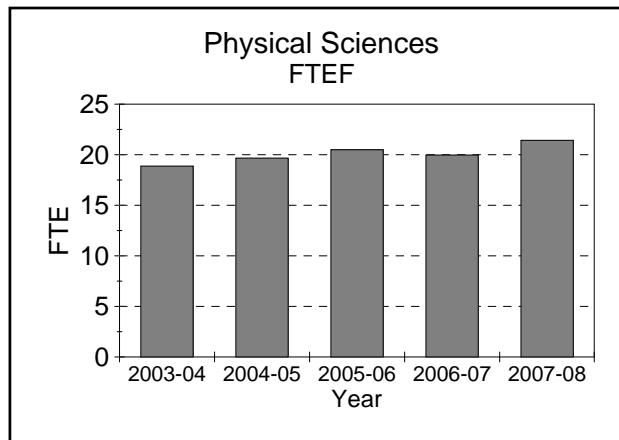
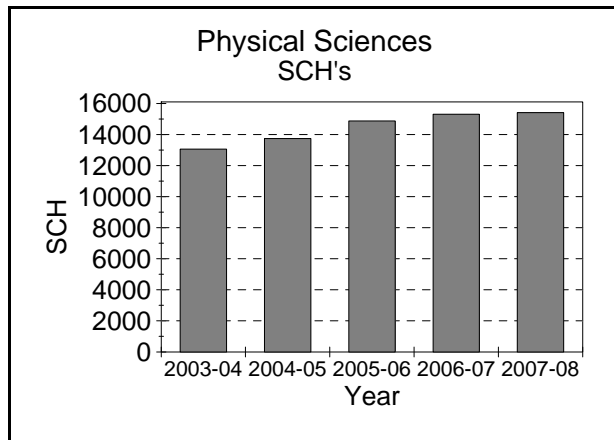
Caution: When viewing graphs, please note the differences in scales
Source: Office of Institutional Research, g:\...\facload\0708\prdas4g.rsl

Ferris State University

Student Credit Hours (SCH), Full Time Equated Faculty (FTEF) and SCH/FTEF Aggregated by Department

Fall and Winter Terms Combined

Physical Sciences (College of Arts & Sciences)



<u>Year</u>	<u>SCH</u>	<u>FTEF</u>	<u>SCH/FTEF</u>
2003-04	12,985.00	18.87	688.16
2004-05	13,653.00	19.67	694.24
2005-06	14,786.00	20.49	721.62
2006-07	15,213.00	19.97	761.72
2007-08	15,318.00	21.43	714.65

Caution: When viewing graphs, please note the differences in scales

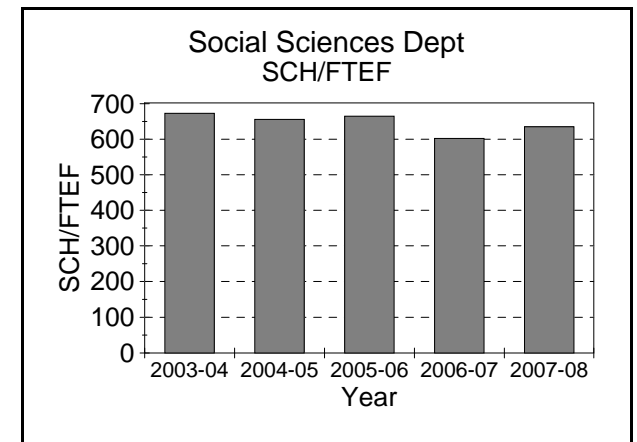
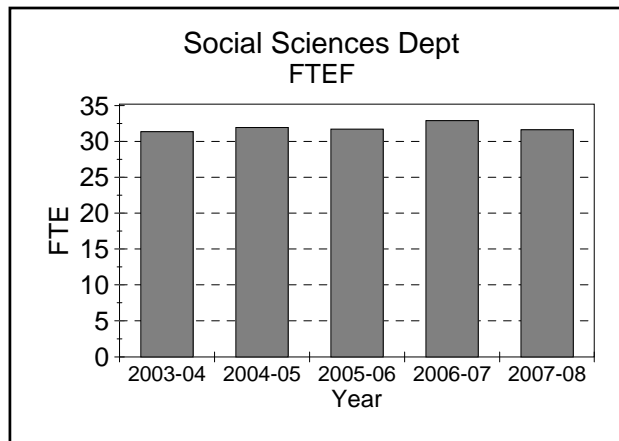
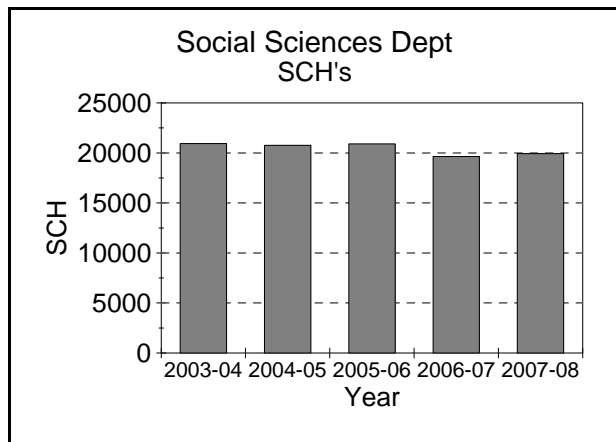
Source: Office of Institutional Research, g:\...\facload\0708\prdas5g.rsl

Ferris State University

Student Credit Hours (SCH), Full Time Equated Faculty (FTEF) and SCH/FTEF Aggregated by Department

Fall and Winter Terms Combined

Social Sciences Dept (College of Arts & Sciences)



<u>Year</u>	<u>SCH</u>	<u>FTEF</u>	<u>SCH/FTEF</u>
2003-04	20,931.00	31.20	670.82
2004-05	20,759.00	31.76	653.68
2005-06	20,905.00	31.54	662.85
2006-07	19,647.00	32.72	600.54
2007-08	19,930.00	31.46	633.46

Caution: When viewing graphs, please note the differences in scales

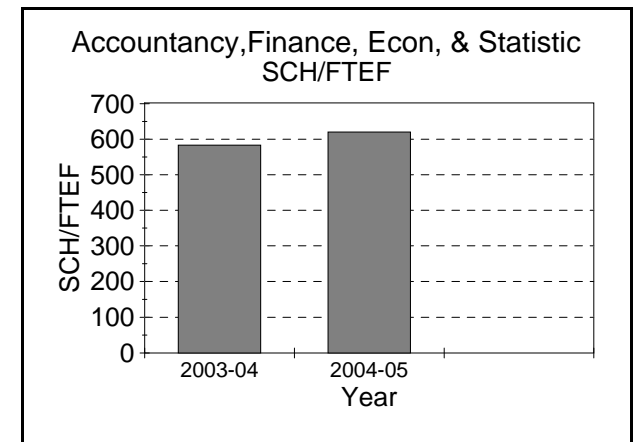
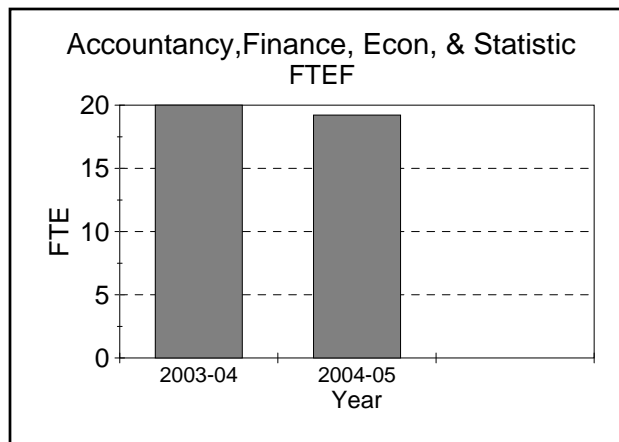
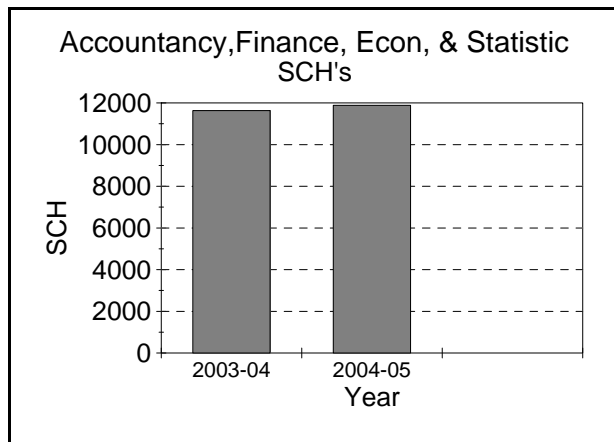
Source: Office of Institutional Research, g:\...\facload\0708\prdas6g.rsl

Ferris State University

Student Credit Hours (SCH), Full Time Equated Faculty (FTEF) and SCH/FTEF Aggregated by Department

Fall and Winter Terms Combined

Accountancy, Finance, Econ, & Statistics (College of Business)



<u>Year</u>	<u>SCH</u>	<u>FTEF</u>	<u>SCH/FTEF</u>
2003-04	11,631.00	20.00	581.55
2004-05	11,881.00	19.21	618.53

<< Prior to 2003-04 see **Accountancy/Econ/Applied Stats** >>

<< After 2004-2005 see **Accountancy, Finance, Info Systems**>>

Caution: When viewing graphs, please note the differences in scales

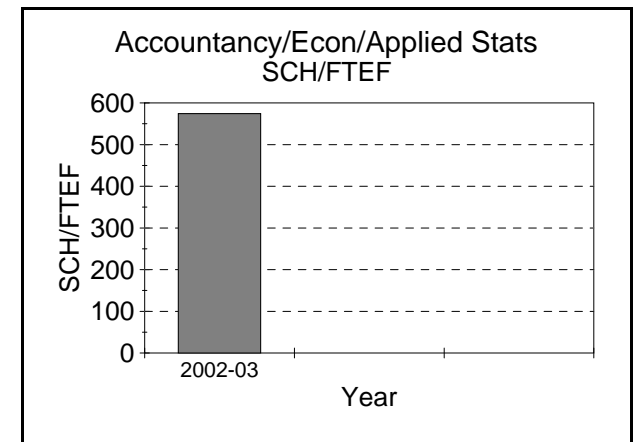
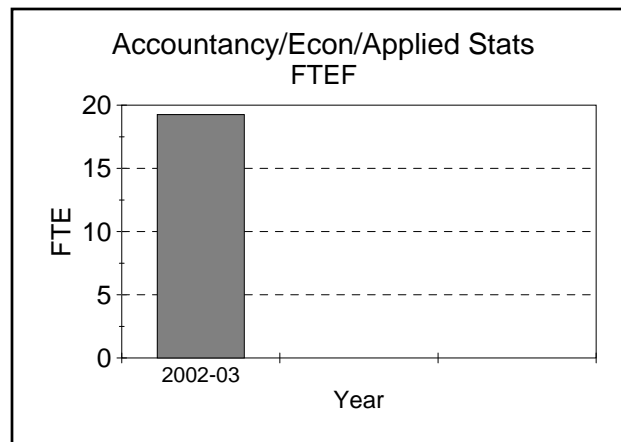
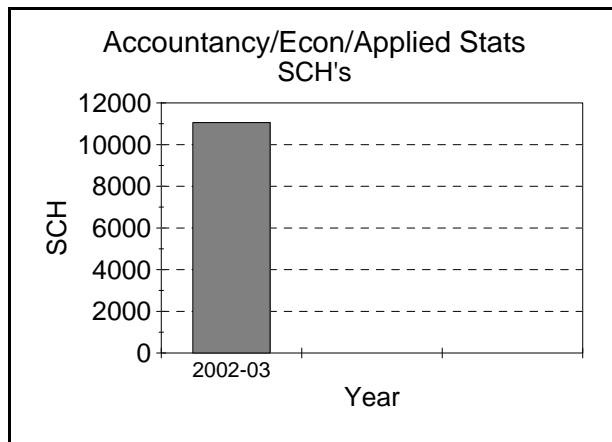
Source: Office of Institutional Research, g:\...\facload\0708\prdfs1g.rsl

Ferris State University

Student Credit Hours (SCH), Full Time Equated Faculty (FTEF) and SCH/FTEF Aggregated by Department

Fall and Winter Terms Combined

Accountancy/Econ/Applied Stats (College of Business)



<u>Year</u>	<u>SCH</u>	<u>FTEF</u>	<u>SCH/FTEF</u>
2002-03	11,058.00	19.25	574.44

<< Department changed to **Accountancy, Finance, Econ, & Statistics** in 2003-04 >>

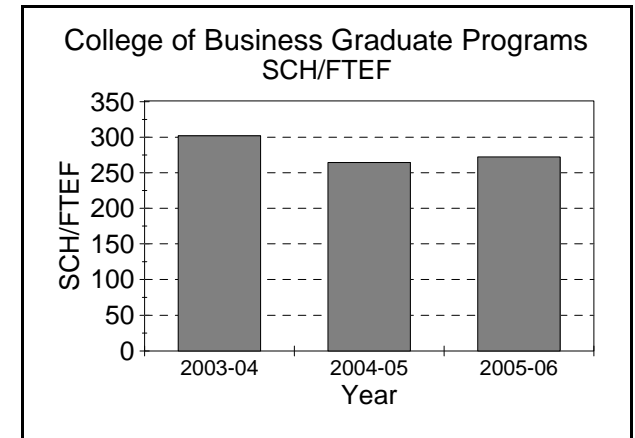
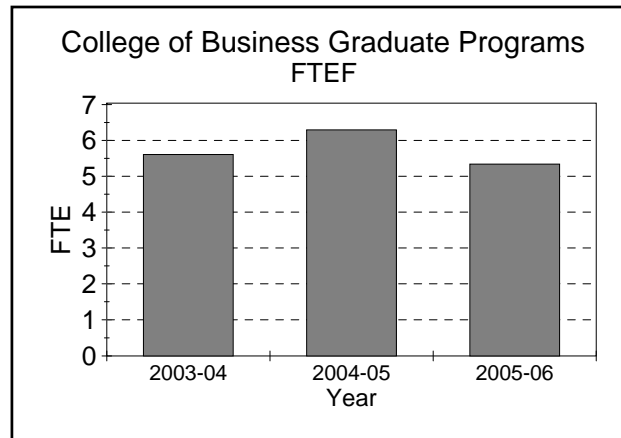
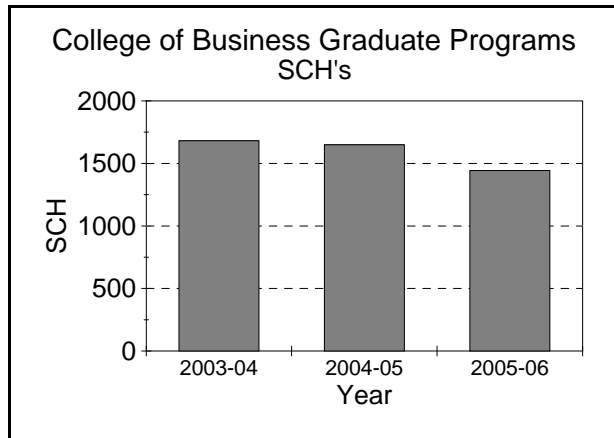
Caution: When viewing graphs, please note the differences in scales
Source: Office of Institutional Research, g:\...\facload\0607\prpbs2g.rsl

Ferris State University

Student Credit Hours (SCH), Full Time Equated Faculty (FTEF) and SCH/FTEF Aggregated by Department

Fall and Winter Terms Combined

College of Business Graduate Programs (College of Business)



<u>Year</u>	<u>SCH</u>	<u>FTEF</u>	<u>SCH/FTEF</u>
2003-04	1,681.00	5.58	301.19
2004-05	1,650.00	6.26	263.68
2005-06	1,443.00	5.31	271.58

<< After 2005-06 see **Accountancy, Finance, Info Systems** >>

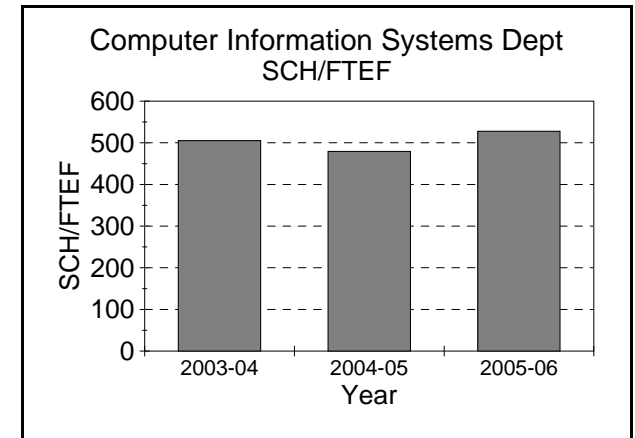
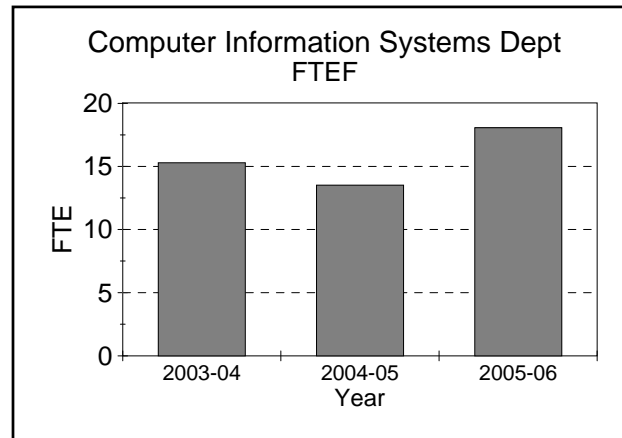
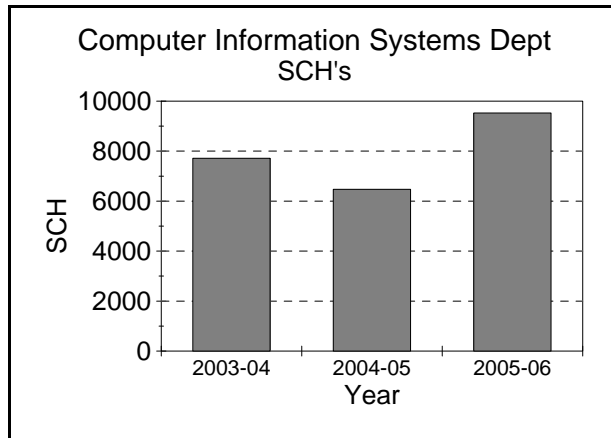
Caution: When viewing graphs, please note the differences in scales
Source: Office of Institutional Research, g:\...\facload\0708\prpbs7g.rsl

Ferris State University

Student Credit Hours (SCH), Full Time Equated Faculty (FTEF) and SCH/FTEF Aggregated by Department

Fall and Winter Terms Combined

Computer Information Systems Dept (College of Business)



<u>Year</u>	<u>SCH</u>	<u>FTEF</u>	<u>SCH/FTEF</u>
2003-04	7,715.00	15.27	505.17
2004-05	6,474.00	13.50	479.38
2005-06	9,525.00	18.04	527.94

<< After 2005-06 see **Accountancy, Finance, Info Systems**>>

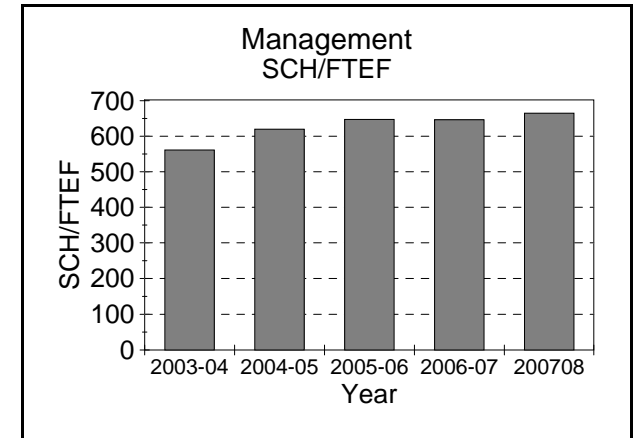
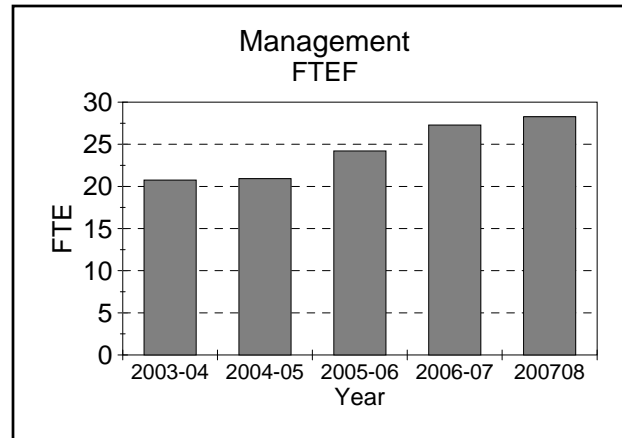
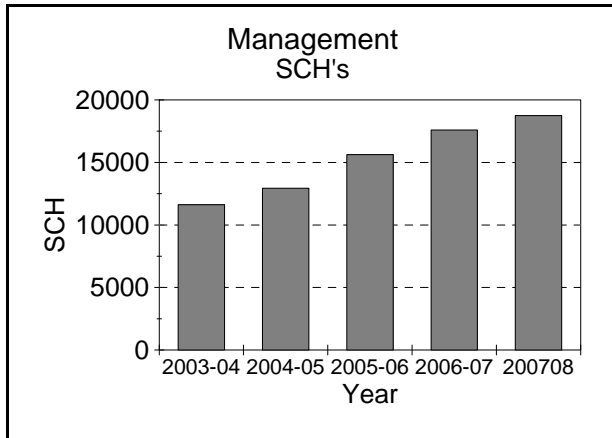
Caution: When viewing graphs, please note the differences in scales
Source: Office of Institutional Research, g:\...\facload\0708\prdbs3g.rsl

Ferris State University

Student Credit Hours (SCH), Full Time Equated Faculty (FTEF) and SCH/FTEF Aggregated by Department

Fall and Winter Terms Combined

Management (College of Business)



<u>Year</u>	<u>SCH</u>	<u>FTEF</u>	<u>SCH/FTEF</u>
2003-04	11,618.00	20.75	559.82
2004-05	12,936.00	20.93	618.17
2005-06	15,624.00	24.21	645.35
2006-07	17,595.00	27.29	644.66
2007-08	18,746.00	28.28	662.81

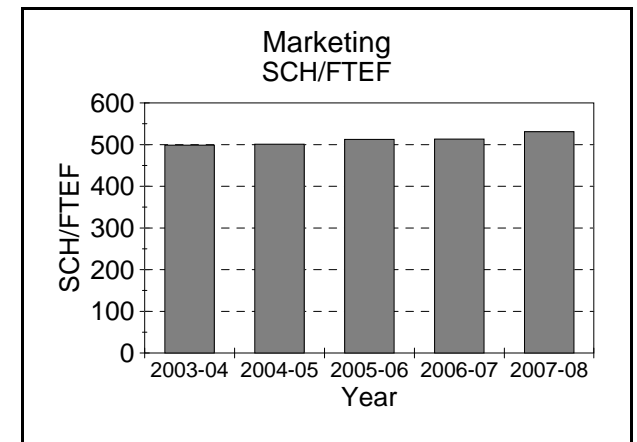
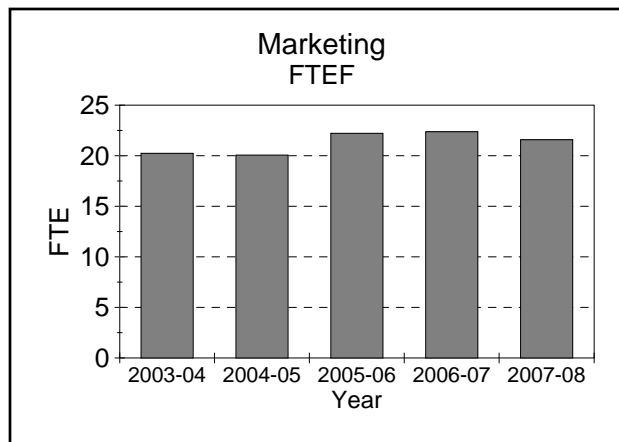
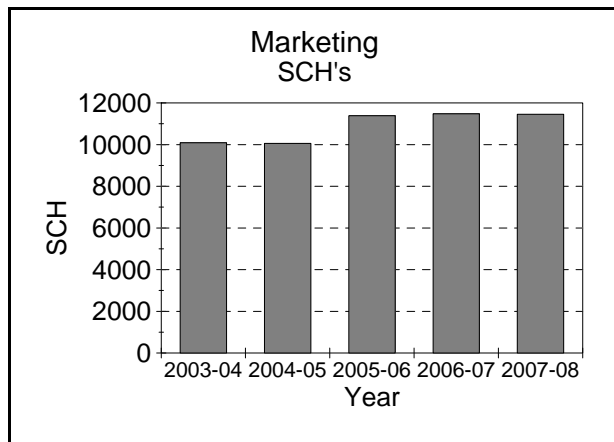
Caution: When viewing graphs, please note the differences in scales
Source: Office of Institutional Research, g:\...\facload\0708\prpbs5g.rsl

Ferris State University

Student Credit Hours (SCH), Full Time Equated Faculty (FTEF) and SCH/FTEF Aggregated by Department

Fall and Winter Terms Combined

Marketing (College of Business)



<u>Year</u>	<u>SCH</u>	<u>FTEF</u>	<u>SCH/FTEF</u>
2003-04	10,088.00	20.23	498.58
2004-05	10,057.00	20.07	501.08
2005-06	11,382.00	22.21	512.54
2006-07	11,481.00	22.37	513.23
2007-08	11,458.00	21.59	530.72

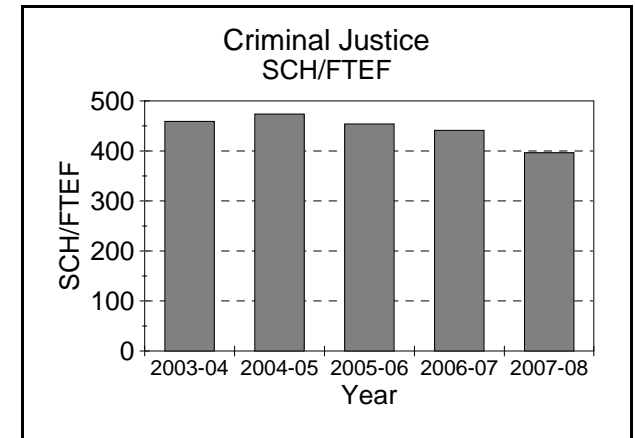
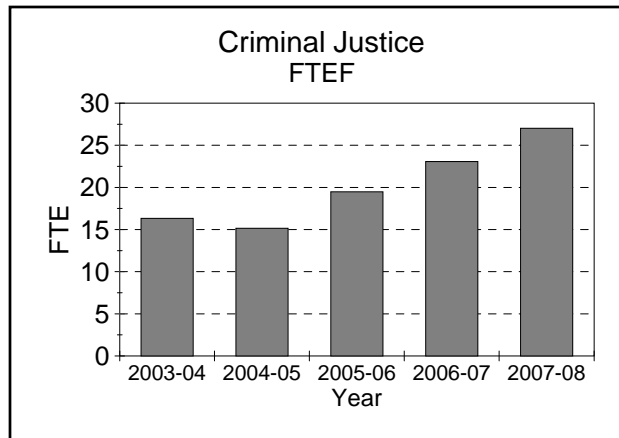
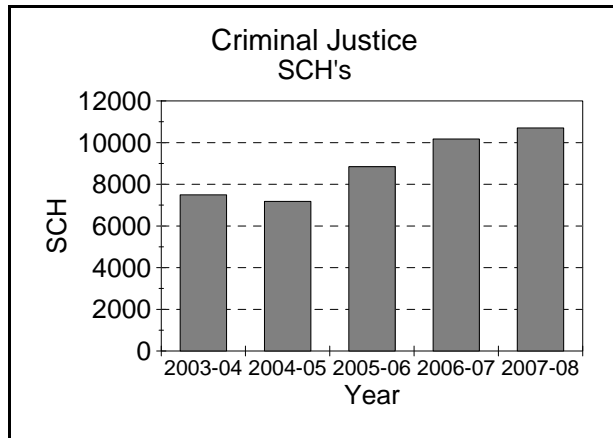
Caution: When viewing graphs, please note the differences in scales
Source: Office of Institutional Research, g:\...\facload\0708\prpbs4g.rsl

Ferris State University

Student Credit Hours (SCH), Full Time Equated Faculty (FTEF) and SCH/FTEF Aggregated by Department

Fall and Winter Terms Combined

Criminal Justice (College of Education & Human Services)



<u>Year</u>	<u>SCH</u>	<u>FTEF</u>	<u>SCH/FTEF</u>
2003-04	7,492.00	16.33	458.93
2004-05	7,177.00	15.15	473.77
2005-06	8,846.00	19.49	453.87
2006-07	10,176.00	23.07	441.03
2007-08	10,705.00	27.02	396.20

Caution: When viewing graphs, please note the differences in scales

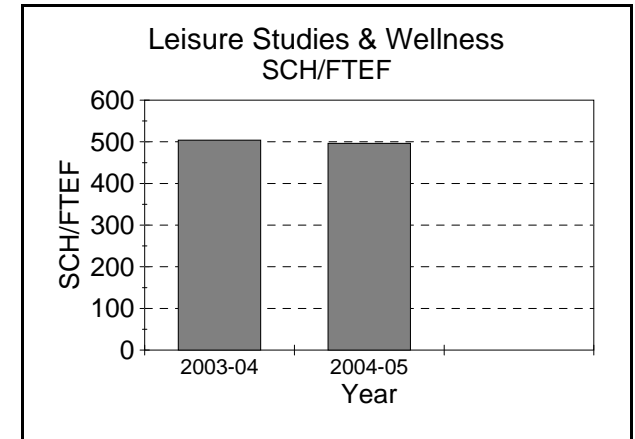
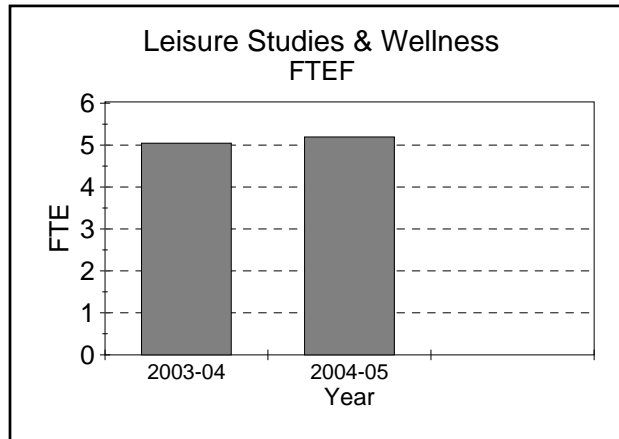
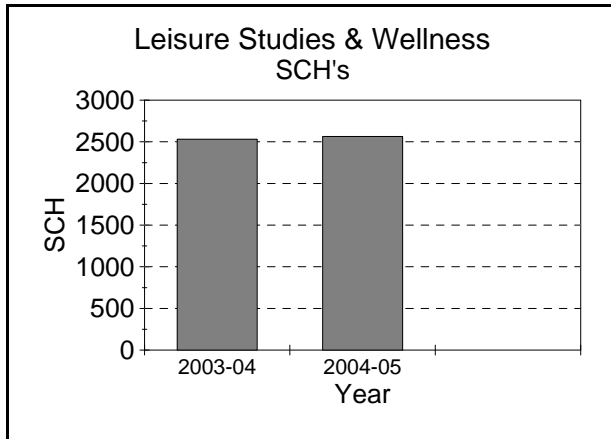
Source: Office of Institutional Research, g:\...\facload\0708\prded2g.rsl

Ferris State University

Student Credit Hours (SCH), Full Time Equated Faculty (FTEF) and SCH/FTEF Aggregated by Department

Fall and Winter Terms Combined

Leisure Studies & Wellness (College of Education & Human Services)



<u>Year</u>	<u>SCH</u>	<u>FTEF</u>	<u>SCH/FTEF</u>
2003-04	2,532.00	5.02	504.05
2004-05	2,564.00	5.17	496.18

<< Department changed to **Recreation Leisure Services & Wellness** in 2005-06 >>

Caution: When viewing graphs, please note the differences in scales

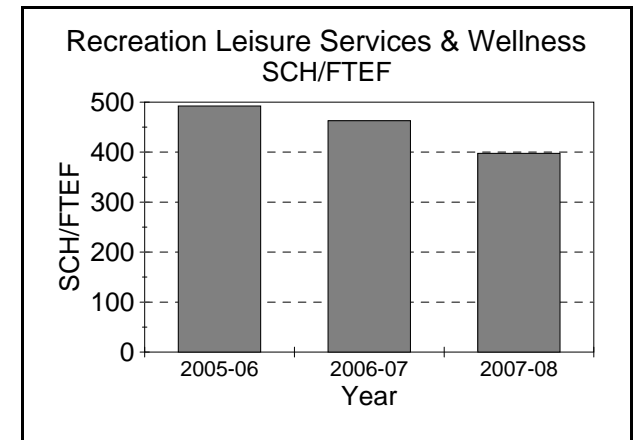
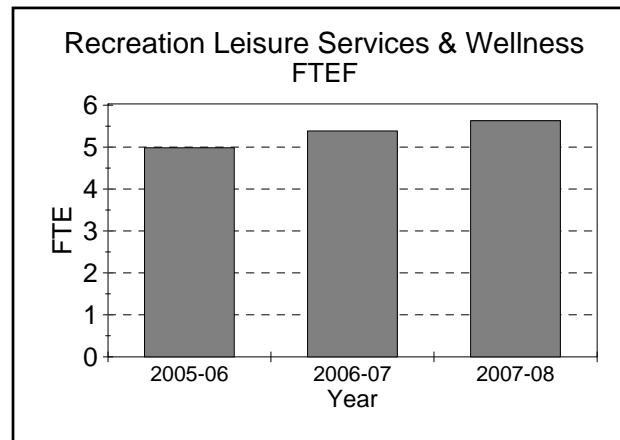
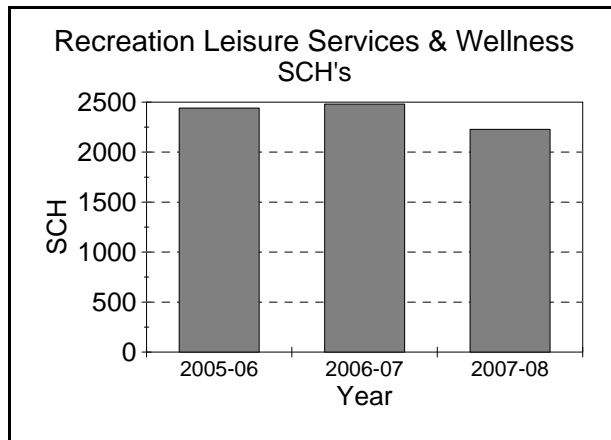
Source: Office of Institutional Research, g:\...\facload\0708\prded3g.rsl

Ferris State University

Student Credit Hours (SCH), Full Time Equated Faculty (FTEF) and SCH/FTEF Aggregated by Department

Fall and Winter Terms Combined

Recreation Leisure Services & Wellness (College of Education & Human Services)



<u>Year</u>	<u>SCH</u>	<u>FTEF</u>	<u>SCH/FTEF</u>
2005-06	2,441.00	4.96	492.30
2006-07	2,481.00	5.36	462.78
2007-08	2,228.00	5.60	397.72

<< Prior to 2005-06 see **Leisure Studies & Wellness** >>

Caution: When viewing graphs, please note the differences in scales

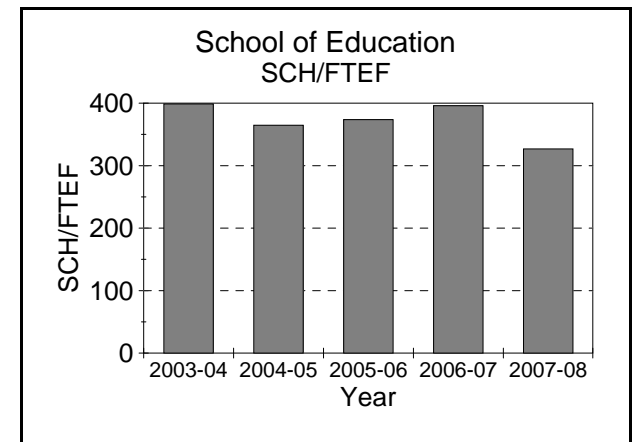
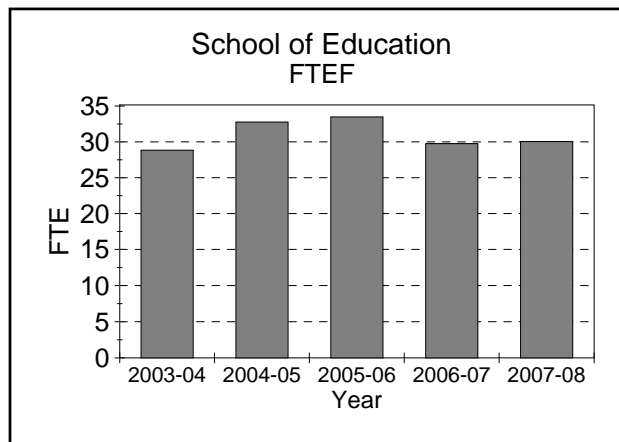
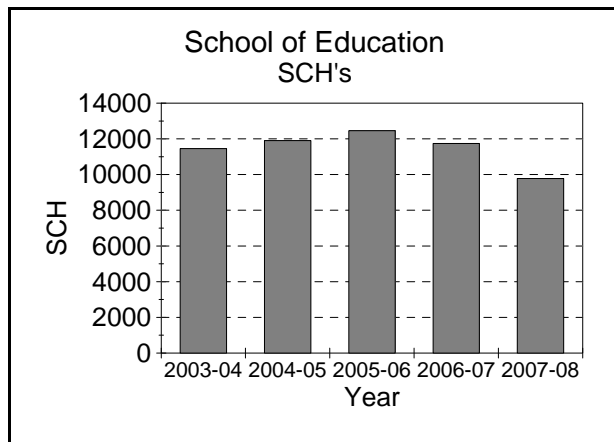
Source: Office of Institutional Research, g:\...\facload\0708\prded6g.rsl

Ferris State University

Student Credit Hours (SCH), Full Time Equated Faculty (FTEF) and SCH/FTEF Aggregated by Department

Fall and Winter Terms Combined

School of Education (College of Education & Human Services)



<u>Year</u>	<u>SCH</u>	<u>FTEF</u>	<u>SCH/FTEF</u>
2003-04	11,455.00	28.73	398.77
2004-05	11,903.00	32.64	364.72
2005-06	12,460.00	33.34	373.70
2006-07	11,739.00	29.65	395.87
2007-08	9,777.00	29.92	326.76

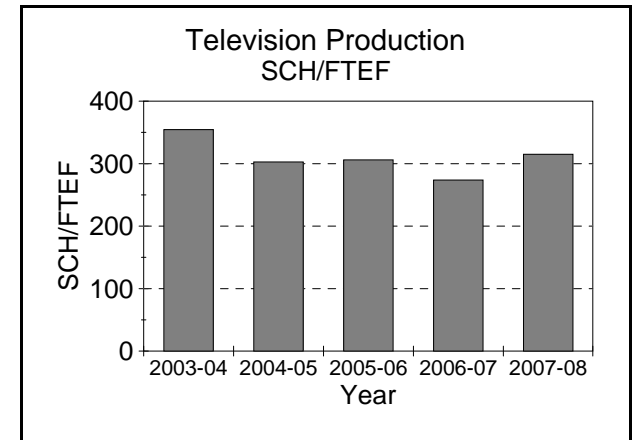
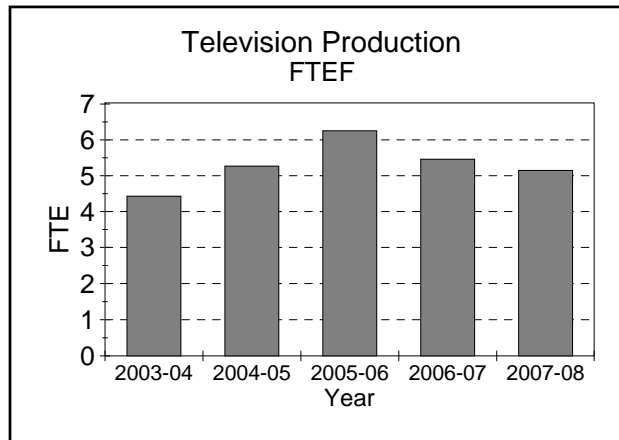
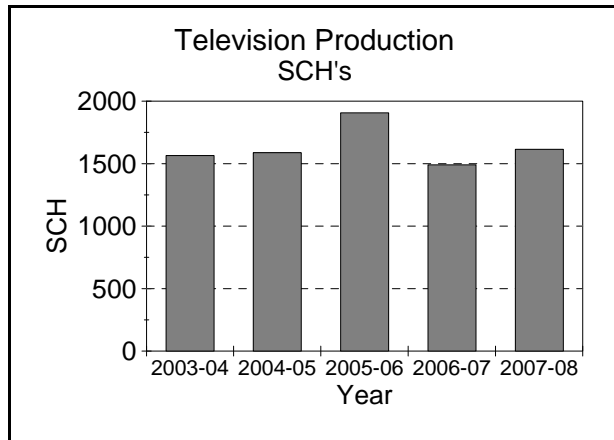
Caution: When viewing graphs, please note the differences in scales
Source: Office of Institutional Research, g:\...\facload\0708\prded4g.rsl

Ferris State University

Student Credit Hours (SCH), Full Time Equated Faculty (FTEF) and SCH/FTEF Aggregated by Department

Fall and Winter Terms Combined

Television Production (College of Education & Human Services)



<u>Year</u>	<u>SCH</u>	<u>FTEF</u>	<u>SCH/FTEF</u>
2003-04	1,565.00	4.42	354.47
2004-05	1,588.00	5.25	302.76
2005-06	1,906.00	6.23	306.01
2006-07	1,491.00	5.44	273.83
2007-08	1,614.00	5.13	314.93

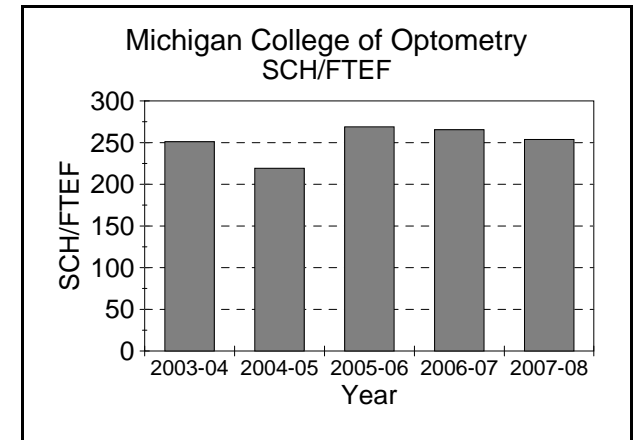
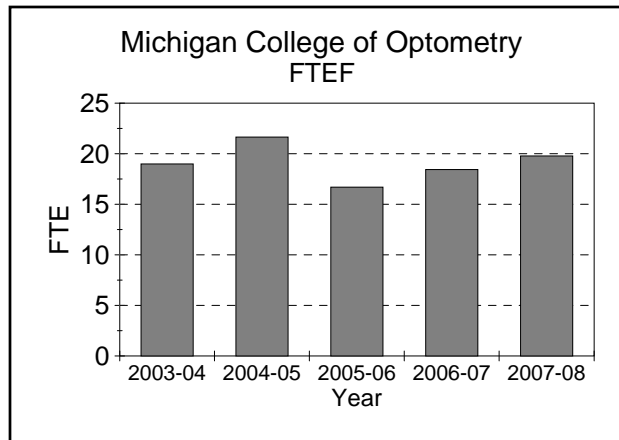
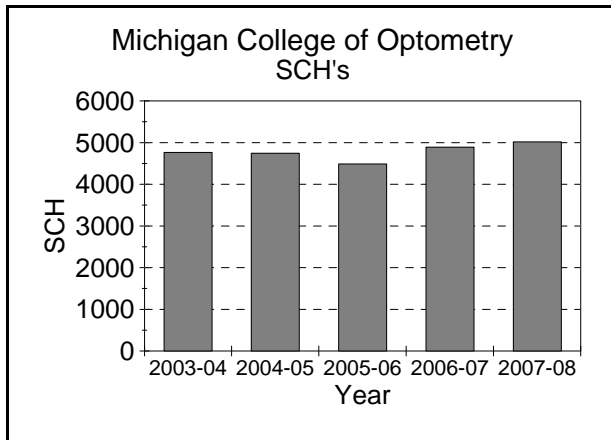
Caution: When viewing graphs, please note the differences in scales
Source: Office of Institutional Research, g:\...\facload\0708\prded5g.rsl

Ferris State University

Student Credit Hours (SCH), Full Time Equated Faculty (FTEF) and SCH/FTEF Aggregated by Department

Fall and Winter Terms Combined

Michigan College of Optometry (Michigan College of Optometry)



<u>Year</u>	<u>SCH</u>	<u>FTEF</u>	<u>SCH/FTEF</u>
2003-04	4,765.00	18.98	251.10
2004-05	4,746.00	21.65	219.24
2005-06	4,488.00	16.69	268.85
2006-07	4,891.00	18.43	265.42
2007-08	5,018.00	19.78	253.71

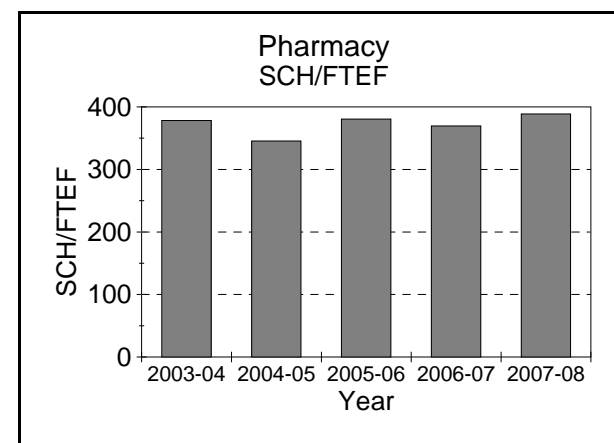
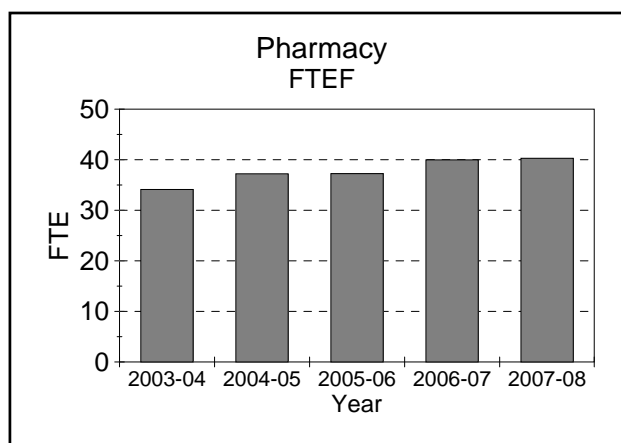
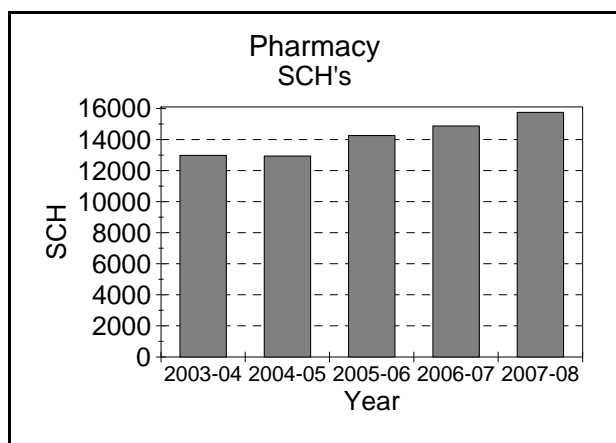
Caution: When viewing graphs, please note the differences in scales
Source: Office of Institutional Research, g:\...fload\0708\prdrop3g.rsl

Ferris State University

Student Credit Hours (SCH), Full Time Equated Faculty (FTEF) and SCH/FTEF Aggregated by Department

Fall and Winter Terms Combined

Pharmacy (College of Pharmacy)



<u>Year</u>	<u>SCH</u>	<u>FTEF</u>	<u>SCH/FTEF</u>
2003-04	12,896.00	34.10	378.22
2004-05	12,860.00	37.21	345.61
2005-06	14,172.00	37.25	380.43
2006-07	14,777.50	39.97	369.67
2007-08	15,656.00	40.29	388.63

Caution: When viewing graphs, please note the differences in scales

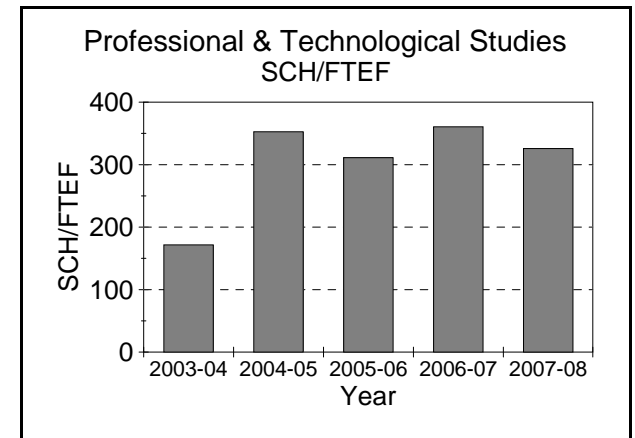
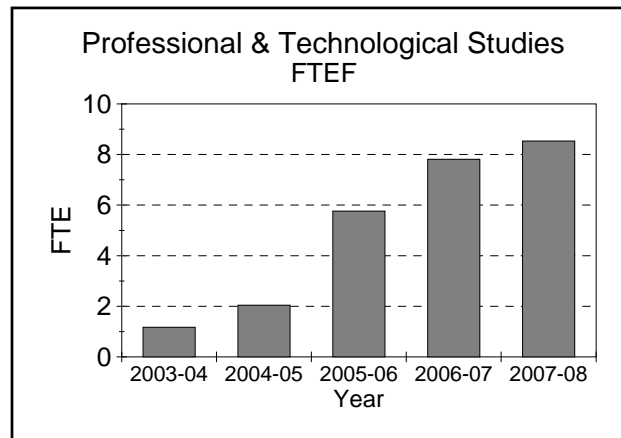
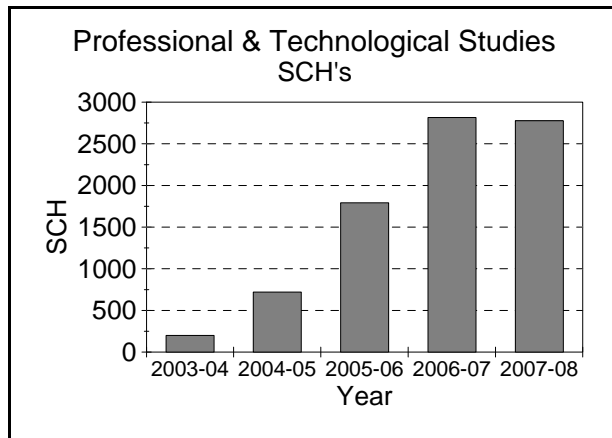
Source: Office of Institutional Research, g:\...\facload\0708\prdp1g.rsl

Ferris State University

Student Credit Hours (SCH), Full Time Equated Faculty (FTEF) and SCH/FTEF Aggregated by Department

Fall and Winter Terms Combined

Professional & Technological Studies (College of Professional & Technological Studies)



<u>Year</u>	<u>SCH</u>	<u>FTEF</u>	<u>SCH/FTEF</u>
2003-04	200.00	1.17	171.67
2004-05	721.00	2.04	352.57
2005-06	1,791.00	5.76	311.21
2006-07	2,815.00	7.81	360.53
2007-08	2,777.00	8.53	325.66

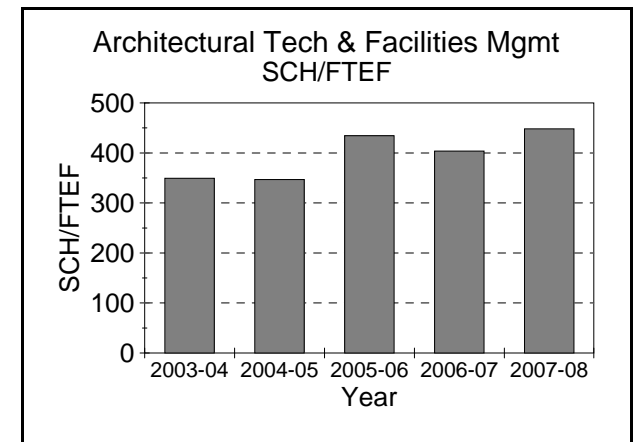
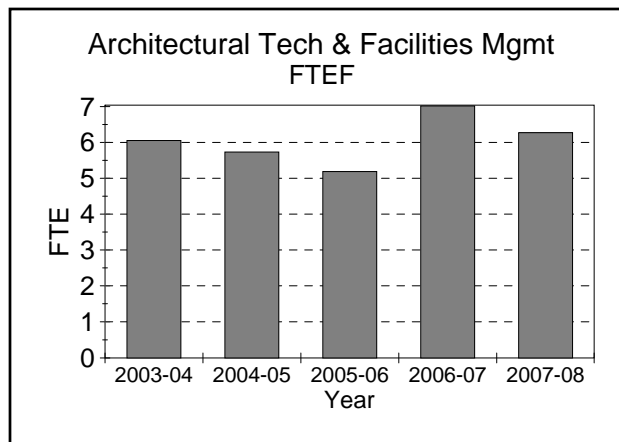
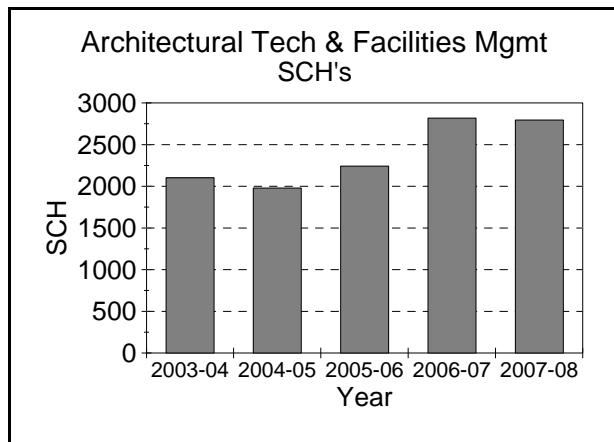
Caution: When viewing graphs, please note the differences in scales
Source: Office of Institutional Research, g:\...fload\0708\prdrs1g.rsl

Ferris State University

Student Credit Hours (SCH), Full Time Equated Faculty (FTEF) and SCH/FTEF Aggregated by Department

Fall and Winter Terms Combined

Architectural Tech & Facilities Mgmt (College of Technology)



<u>Year</u>	<u>SCH</u>	<u>FTEF</u>	<u>SCH/FTEF</u>
2003-04	2,102.00	6.02	349.32
2004-05	1,979.00	5.70	346.92
2005-06	2,242.00	5.16	434.45
2006-07	2,817.00	6.98	403.80
2007-08	2,795.00	6.24	448.04

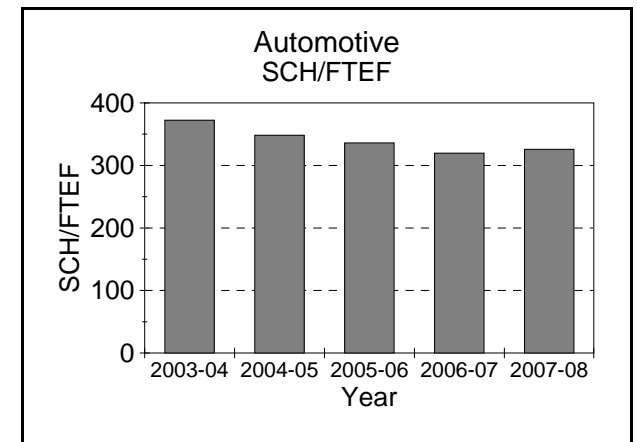
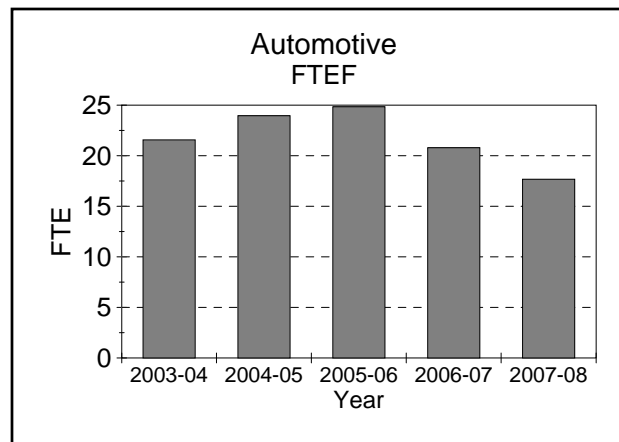
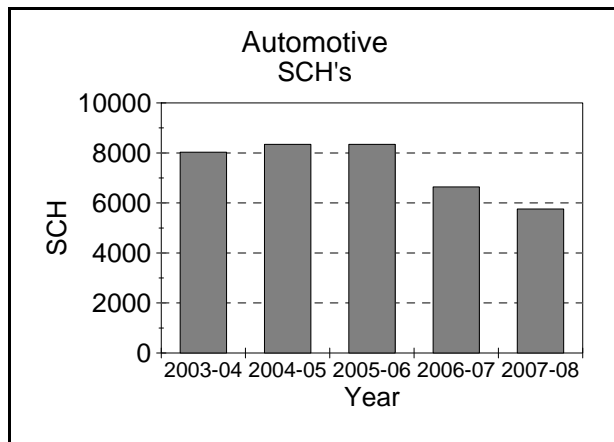
Caution: When viewing graphs, please note the differences in scales
Source: Office of Institutional Research, g:\...fload\0708\prte1g.rsl

Ferris State University

Student Credit Hours (SCH), Full Time Equated Faculty (FTEF) and SCH/FTEF Aggregated by Department

Fall and Winter Terms Combined

Automotive (College of Technology)



<u>Year</u>	<u>SCH</u>	<u>FTEF</u>	<u>SCH/FTEF</u>
2003-04	8,032.00	21.57	372.38
2004-05	8,345.00	23.95	348.37
2005-06	8,345.00	24.84	335.98
2006-07	6,644.00	20.79	319.60
2007-08	5,756.00	17.67	325.75

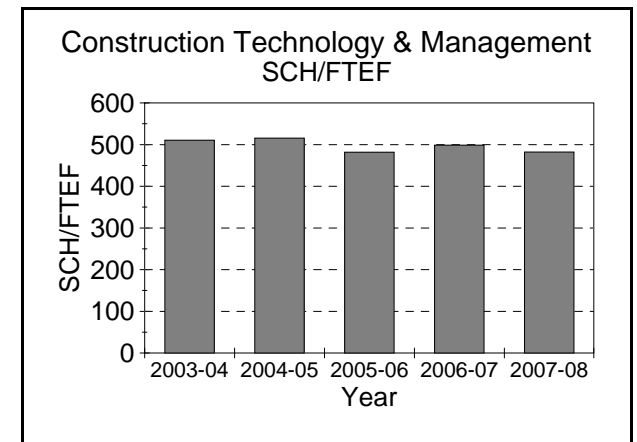
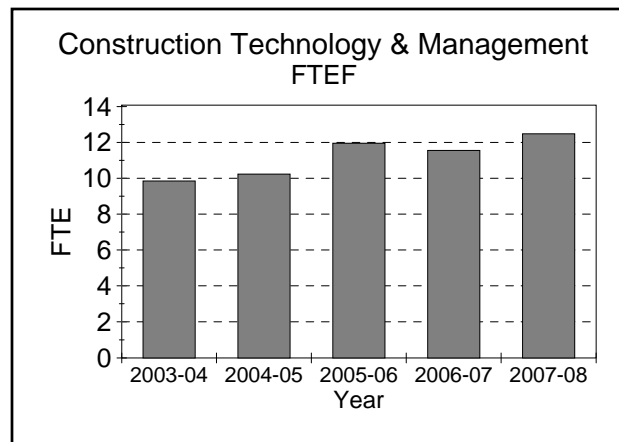
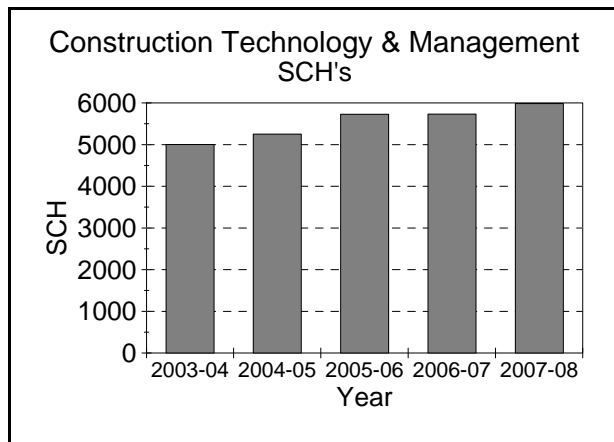
Caution: When viewing graphs, please note the differences in scales
Source: Office of Institutional Research, g:\...vacload\0708\prdte2g.rsl

Ferris State University

Student Credit Hours (SCH), Full Time Equated Faculty (FTEF) and SCH/FTEF Aggregated by Department

Fall and Winter Terms Combined

Construction Technology & Management (College of Technology)



<u>Year</u>	<u>SCH</u>	<u>FTEF</u>	<u>SCH/FTEF</u>
2003-04	5,003.00	9.80	510.68
2004-05	5,251.00	10.18	515.58
2005-06	5,729.00	11.89	481.67
2006-07	5,732.00	11.49	498.76
2007-08	5,984.00	12.41	482.08

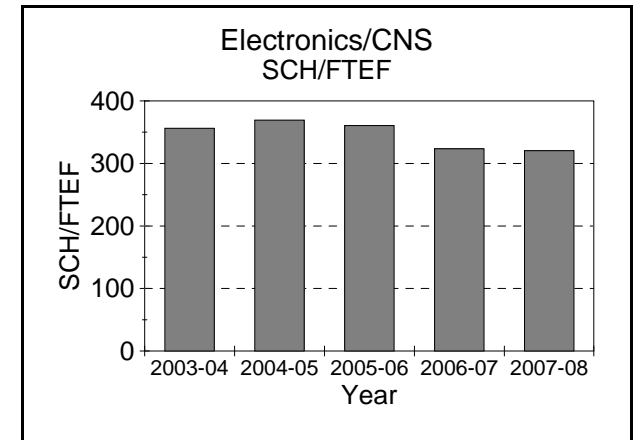
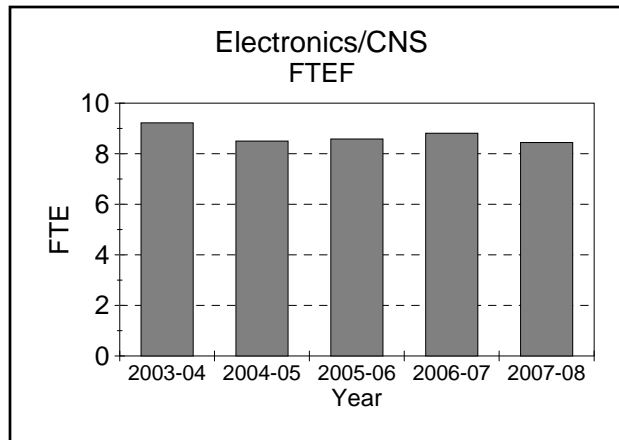
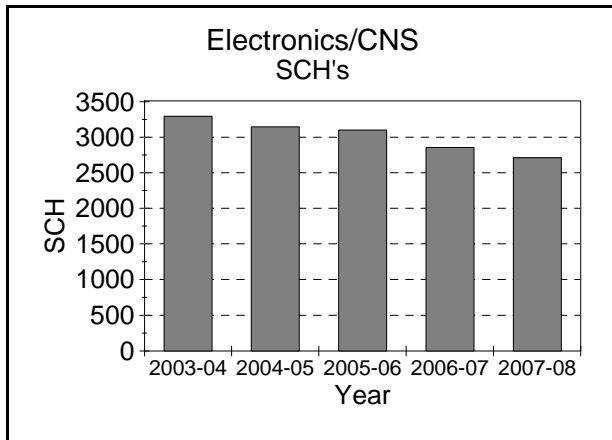
Caution: When viewing graphs, please note the differences in scales
Source: Office of Institutional Research, g:\...fload\0708\prde3g.rsl

Ferris State University

Student Credit Hours (SCH), Full Time Equated Faculty (FTEF) and SCH/FTEF Aggregated by Department

Fall and Winter Terms Combined

Electronics/CNS (College of Technology)



<u>Year</u>	<u>SCH</u>	<u>FTEF</u>	<u>SCH/FTEF</u>
2003-04	3,284.00	9.22	356.23
2004-05	3,137.00	8.50	369.28
2005-06	3,093.00	8.58	360.65
2006-07	2,848.00	8.81	323.38
2007-08	2,705.00	8.44	320.47

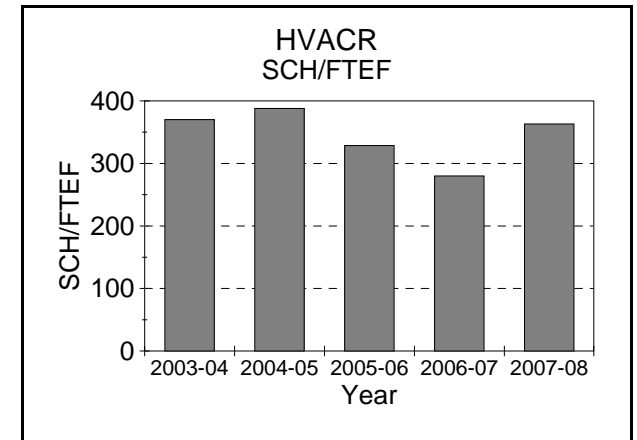
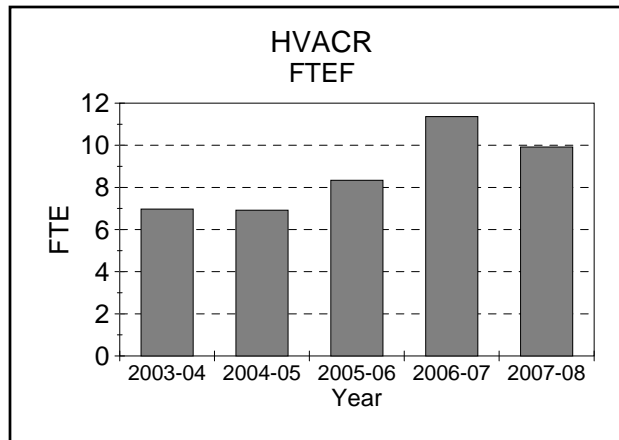
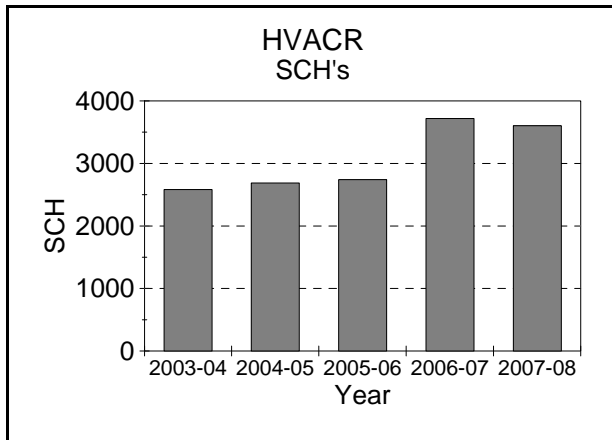
Caution: When viewing graphs, please note the differences in scales
Source: Office of Institutional Research, g:\...fload\0708\prpte4g.rsl

Ferris State University

Student Credit Hours (SCH), Full Time Equated Faculty (FTEF) and SCH/FTEF Aggregated by Department

Fall and Winter Terms Combined

HVACR (College of Technology)



<u>Year</u>	<u>SCH</u>	<u>FTEF</u>	<u>SCH/FTEF</u>
2003-04	2,581.00	6.97	370.15
2004-05	2,687.00	6.92	388.08
2005-06	2,742.00	8.34	328.65
2006-07	3,719.00	11.36	279.96
2007-08	3,604.00	9.92	363.18

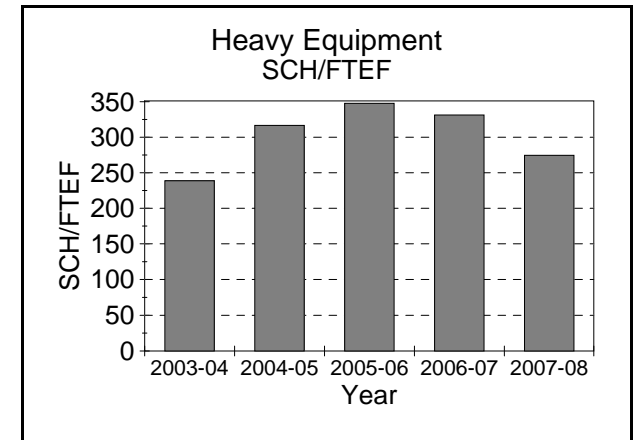
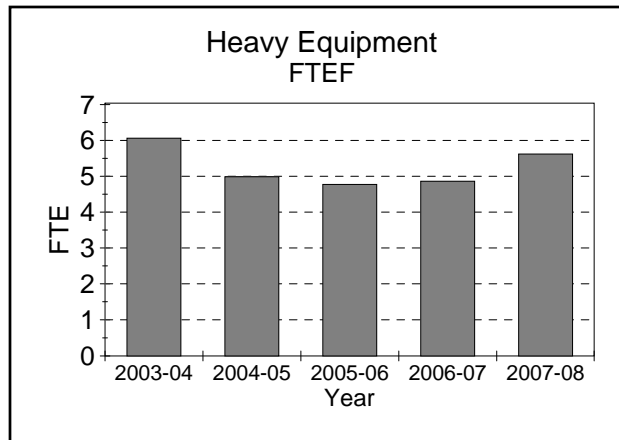
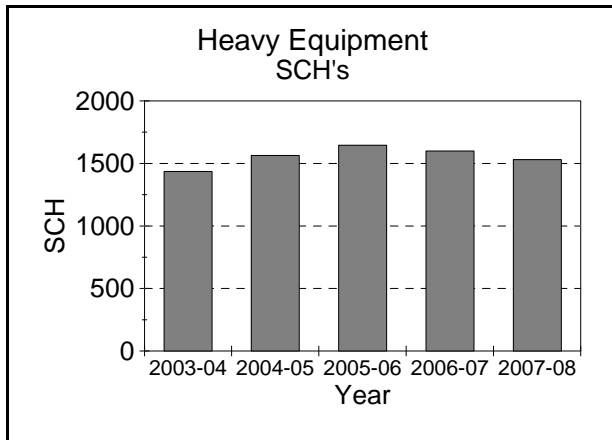
Caution: When viewing graphs, please note the differences in scales
Source: Office of Institutional Research, g:\...fload\0708\prtte5g.rsl

Ferris State University

Student Credit Hours (SCH), Full Time Equated Faculty (FTEF) and SCH/FTEF Aggregated by Department

Fall and Winter Terms Combined

Heavy Equipment (College of Technology)



<u>Year</u>	<u>SCH</u>	<u>FTEF</u>	<u>SCH/FTEF</u>
2003-04	1,436.00	6.03	238.34
2004-05	1,564.00	4.96	315.64
2005-06	1,646.00	4.75	346.53
2006-07	1,599.00	4.84	330.37
2007-08	1,531.00	5.59	273.88

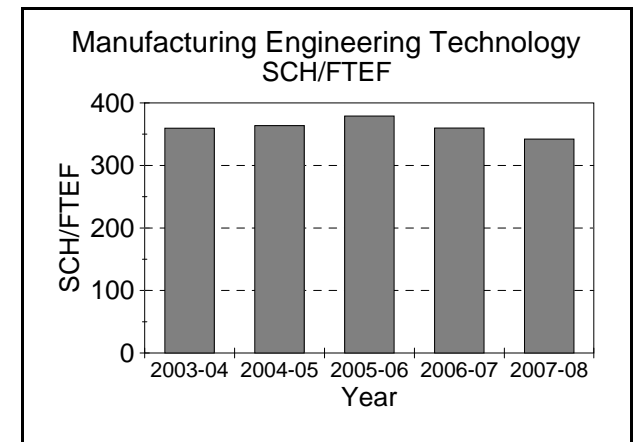
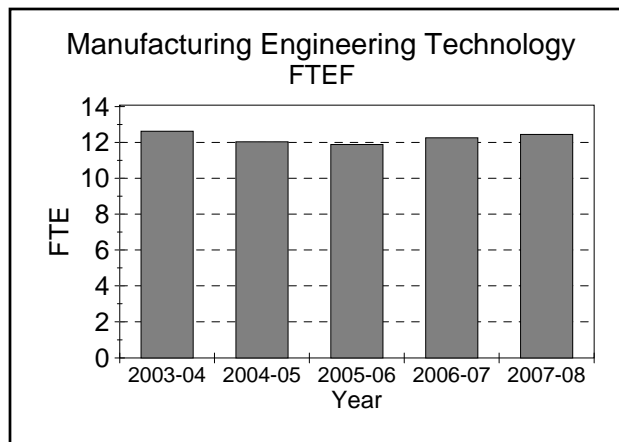
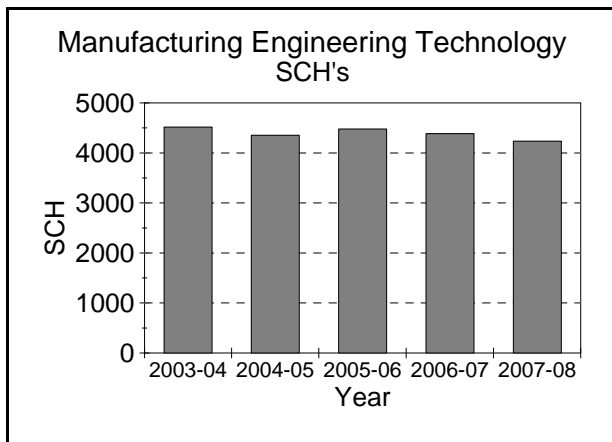
Caution: When viewing graphs, please note the differences in scales
Source: Office of Institutional Research, g:\...fload\0708\prfte6g.rsl

Ferris State University

Student Credit Hours (SCH), Full Time Equated Faculty (FTEF) and SCH/FTEF Aggregated by Department

Fall and Winter Terms Combined

Manufacturing Engineering Technology (College of Technology)



<u>Year</u>	<u>SCH</u>	<u>FTEF</u>	<u>SCH/FTEF</u>
2003-04	4,516.00	12.56	359.57
2004-05	4,354.00	11.97	363.60
2005-06	4,480.00	11.82	379.10
2006-07	4,385.00	12.19	359.74
2007-08	4,234.00	12.38	342.11

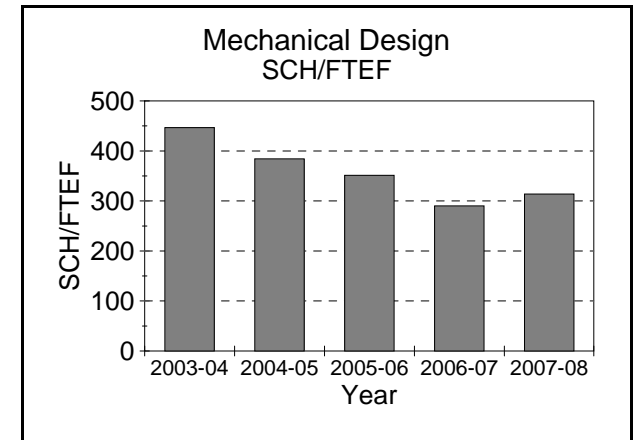
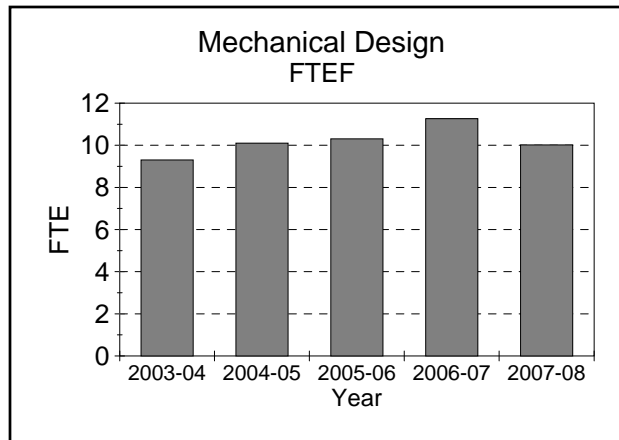
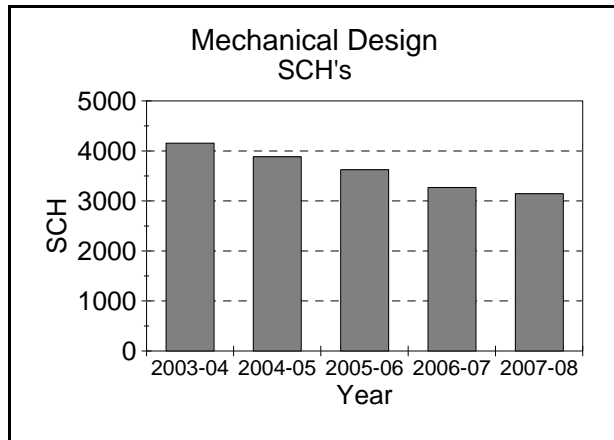
Caution: When viewing graphs, please note the differences in scales
Source: Office of Institutional Research, g:\...fload\0708\prdt7g.rsl

Ferris State University

Student Credit Hours (SCH), Full Time Equated Faculty (FTEF) and SCH/FTEF Aggregated by Department

Fall and Winter Terms Combined

Mechanical Design (College of Technology)



<u>Year</u>	<u>SCH</u>	<u>FTEF</u>	<u>SCH/FTEF</u>
2003-04	4,154.00	9.30	446.60
2004-05	3,882.00	10.10	384.29
2005-06	3,623.00	10.31	351.36
2006-07	3,268.00	11.26	290.25
2007-08	3,144.00	10.02	313.85

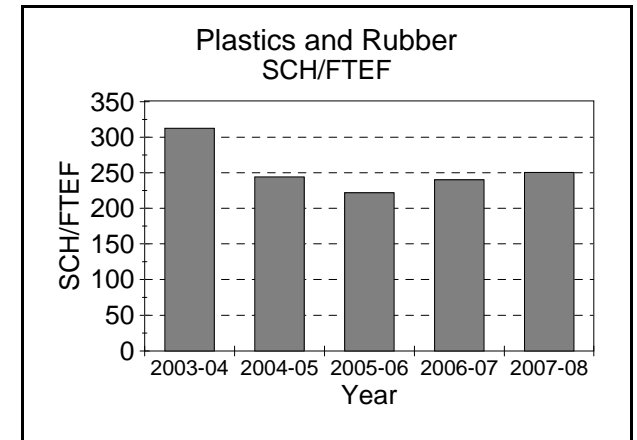
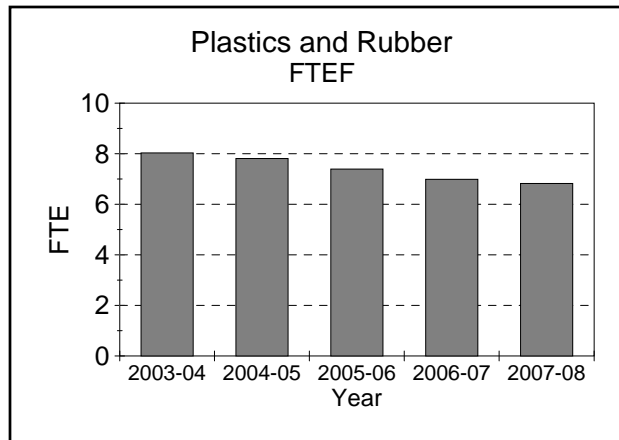
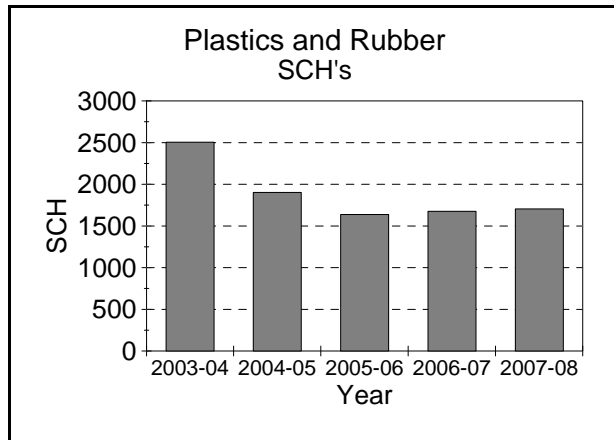
Caution: When viewing graphs, please note the differences in scales
Source: Office of Institutional Research, g:\...fload\0708\prpte8g.rsl

Ferris State University

Student Credit Hours (SCH), Full Time Equated Faculty (FTEF) and SCH/FTEF Aggregated by Department

Fall and Winter Terms Combined

Plastics and Rubber (College of Technology)



<u>Year</u>	<u>SCH</u>	<u>FTEF</u>	<u>SCH/FTEF</u>
2003-04	2,504.00	8.03	311.64
2004-05	1,902.00	7.81	243.59
2005-06	1,637.00	7.39	221.42
2006-07	1,676.00	6.99	239.68
2007-08	1,704.00	6.82	249.98

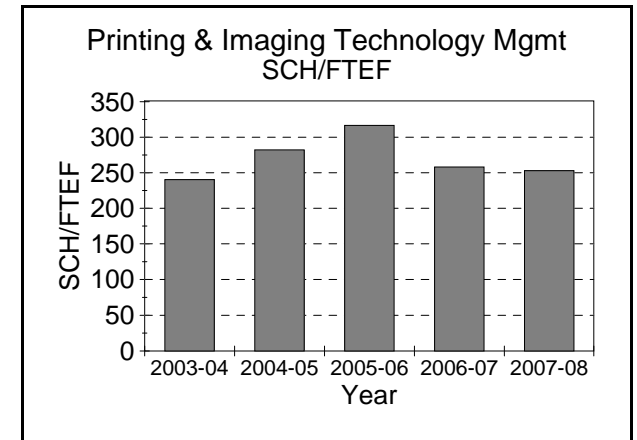
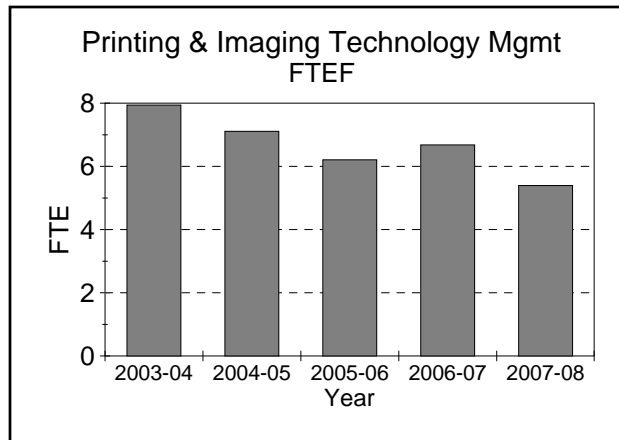
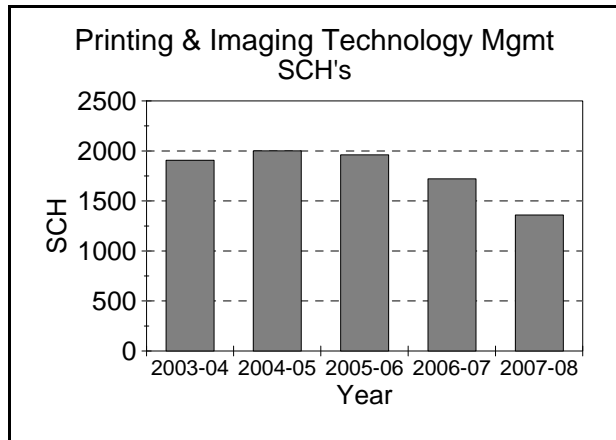
Caution: When viewing graphs, please note the differences in scales
Source: Office of Institutional Research, g:\...fload\0708\prdt9g.rsl

Ferris State University

Student Credit Hours (SCH), Full Time Equated Faculty (FTEF) and SCH/FTEF Aggregated by Department

Fall and Winter Terms Combined

Printing & Imaging Technology Mgmt (College of Technology)



<u>Year</u>	<u>SCH</u>	<u>FTEF</u>	<u>SCH/FTEF</u>
2003-04	1,906.00	7.94	239.92
2004-05	2,001.00	7.11	281.53
2005-06	1,961.00	6.21	315.78
2006-07	1,721.00	6.68	257.44
2007-08	1,360.00	5.39	252.37

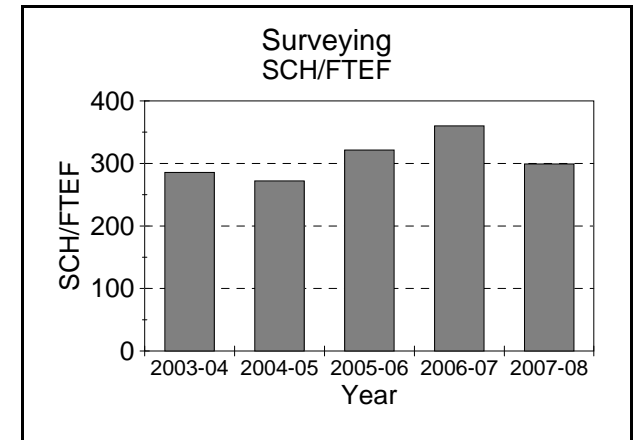
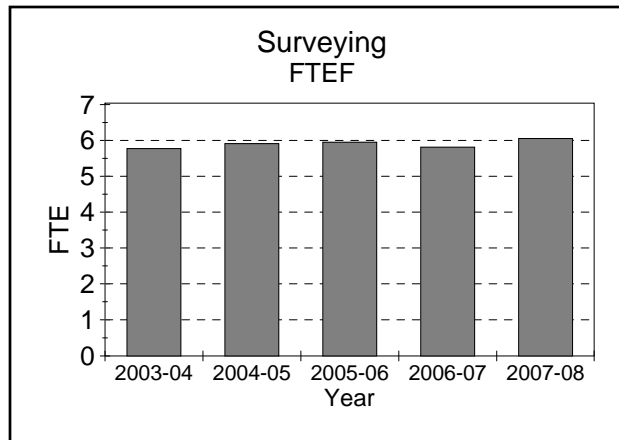
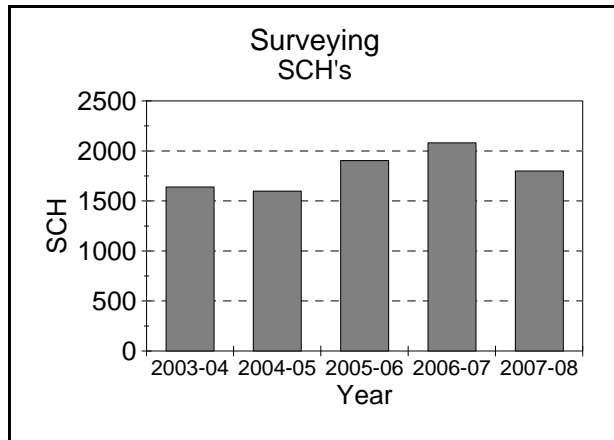
Caution: When viewing graphs, please note the differences in scales
Source: Office of Institutional Research, g:\...\facload\0708\prdte10g.rsl

Ferris State University

Student Credit Hours (SCH), Full Time Equated Faculty (FTEF) and SCH/FTEF Aggregated by Department

Fall and Winter Terms Combined

Surveying (College of Technology)



<u>Year</u>	<u>SCH</u>	<u>FTEF</u>	<u>SCH/FTEF</u>
2003-04	1,639.00	5.74	285.49
2004-05	1,598.00	5.88	271.92
2005-06	1,904.00	5.92	321.43
2006-07	2,081.00	5.78	360.02
2007-08	1,799.00	6.02	299.07

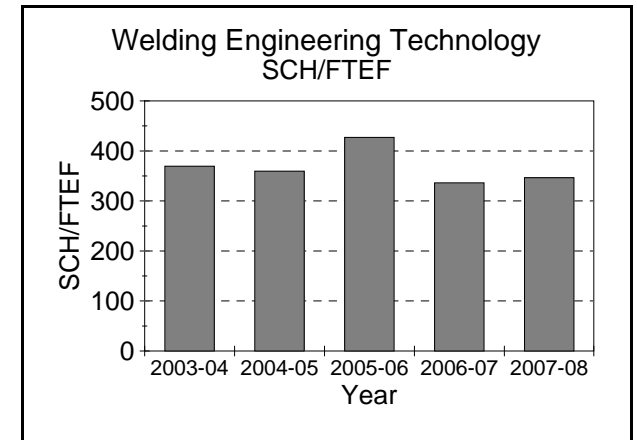
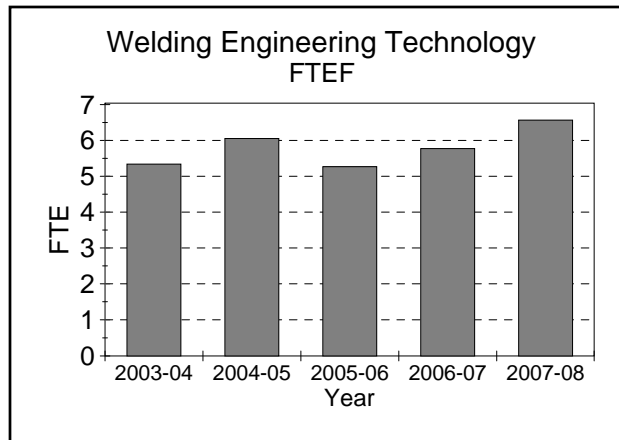
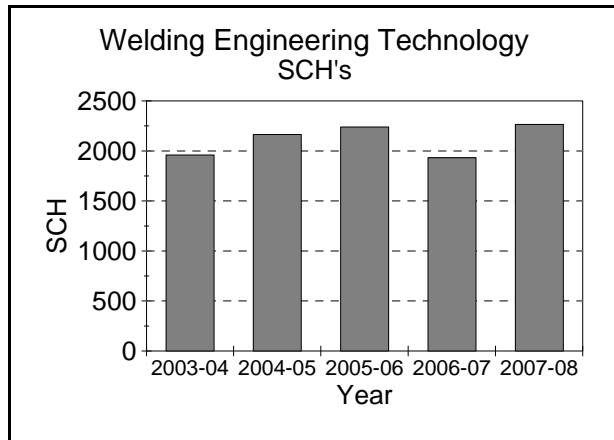
Caution: When viewing graphs, please note the differences in scales
Source: Office of Institutional Research, g:\...\facload\0708\prdte11g.rsl

Ferris State University

Student Credit Hours (SCH), Full Time Equated Faculty (FTEF) and SCH/FTEF Aggregated by Department

Fall and Winter Terms Combined

Welding Engineering Technology (College of Technology)



<u>Year</u>	<u>SCH</u>	<u>FTEF</u>	<u>SCH/FTEF</u>
2003-04	1,960.00	5.31	369.45
2004-05	2,164.00	6.02	359.47
2005-06	2,240.00	5.24	427.11
2006-07	1,932.00	5.74	336.29
2007-08	2,265.00	6.53	346.60

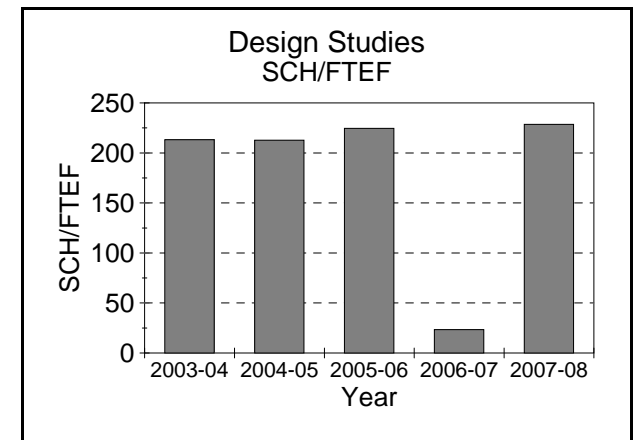
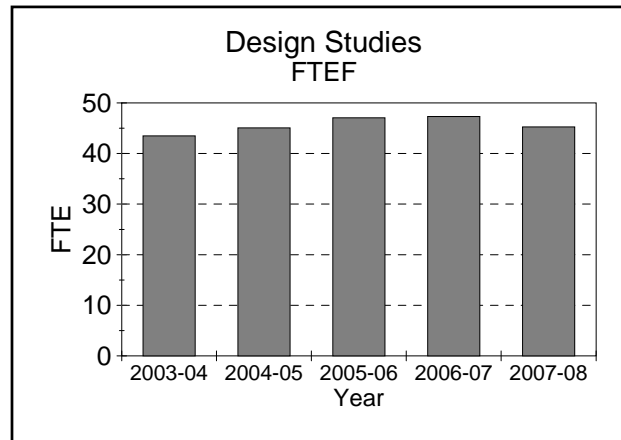
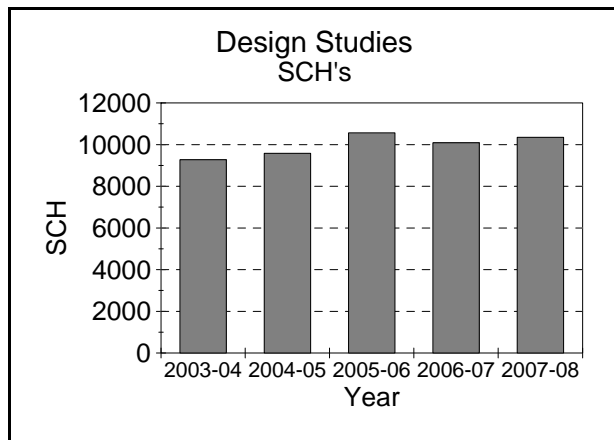
Caution: When viewing graphs, please note the differences in scales
Source: Office of Institutional Research, g:\...\facload\0708\prdte12g.rsl

Ferris State University

Student Credit Hours (SCH), Full Time Equated Faculty (FTEF) and SCH/FTEF Aggregated by Department

Fall and Winter Terms Combined

Design Studies (Kendall College of Art & Design)



<u>Year</u>	<u>SCH</u>	<u>FTEF</u>	<u>SCH/FTEF</u>
2003-04	9,273.00	43.49	213.22
2004-05	9,585.00	45.07	212.66
2005-06	10,563.00	47.05	224.51
2006-07	10,089.00	47.30	23.31
2007-08	10,346.00	45.26	228.61

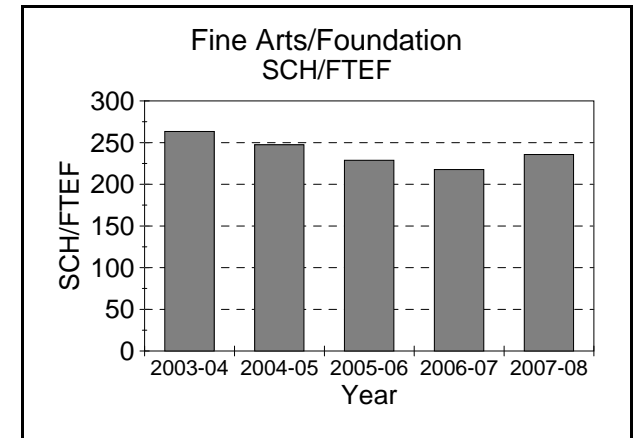
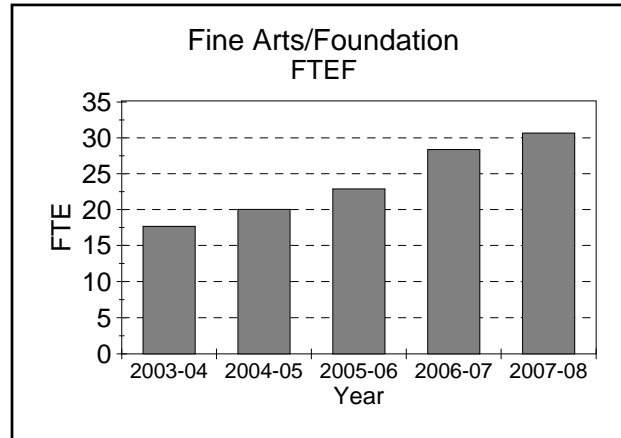
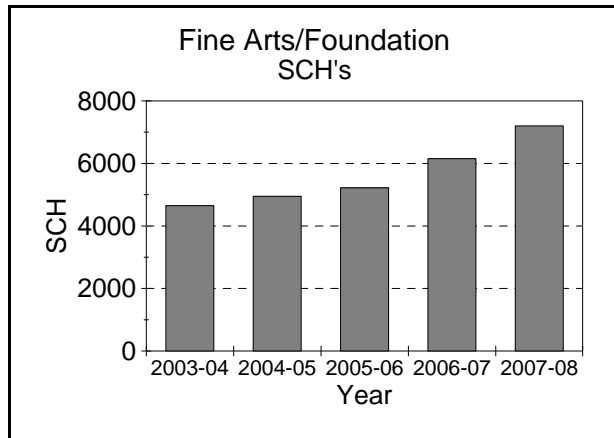
Caution: When viewing graphs, please note the differences in scales
Source: Office of Institutional Research, g:\...facload\0708\prdkc1g.rsl

Ferris State University

Student Credit Hours (SCH), Full Time Equated Faculty (FTEF) and SCH/FTEF Aggregated by Department

Fall and Winter Terms Combined

Fine Arts/Foundation (Kendall College of Art & Design)



<u>Year</u>	<u>SCH</u>	<u>FTEF</u>	<u>SCH/FTEF</u>
2003-04	4,648.00	17.65	263.35
2004-05	4,949.00	20.00	247.46
2005-06	5,219.00	22.82	228.73
2006-07	6,153.00	28.28	217.60
2007-08	7,203.00	30.56	235.70

Caution: When viewing graphs, please note the differences in scales

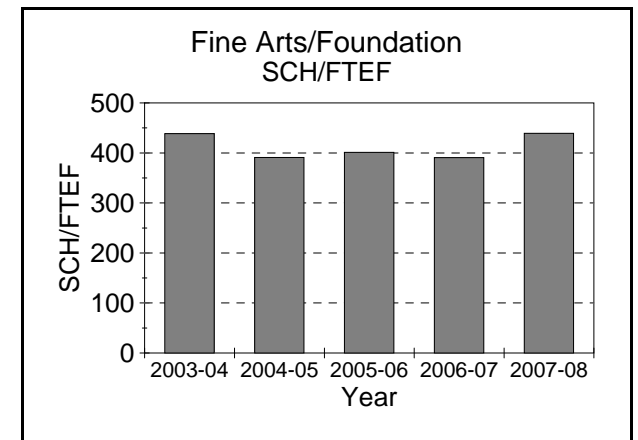
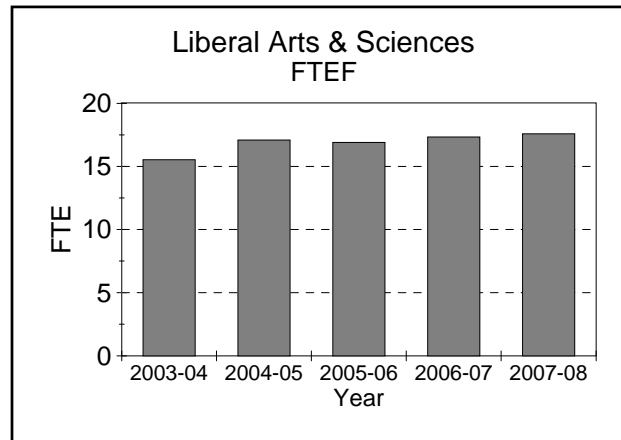
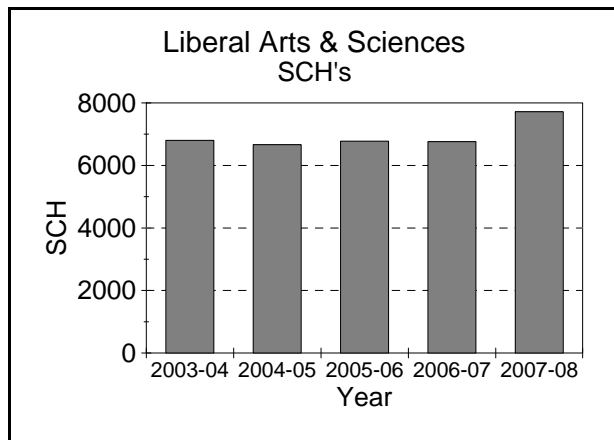
Source: Office of Institutional Research, g:\...\facload\0708\prdkc2g.rsl

Ferris State University

Student Credit Hours (SCH), Full Time Equated Faculty (FTEF) and SCH/FTEF Aggregated by Department

Fall and Winter Terms Combined

Liberal Arts & Sciences (Kendall College of Art & Design)



<u>Year</u>	<u>SCH</u>	<u>FTEF</u>	<u>SCH/FTEF</u>
2003-04	6,801.00	15.51	438.47
2004-05	6,666.00	17.06	390.78
2005-06	6,779.00	16.88	401.06
2006-07	6,762.00	17.31	390.66
2007-08	7,717.00	17.56	439.35

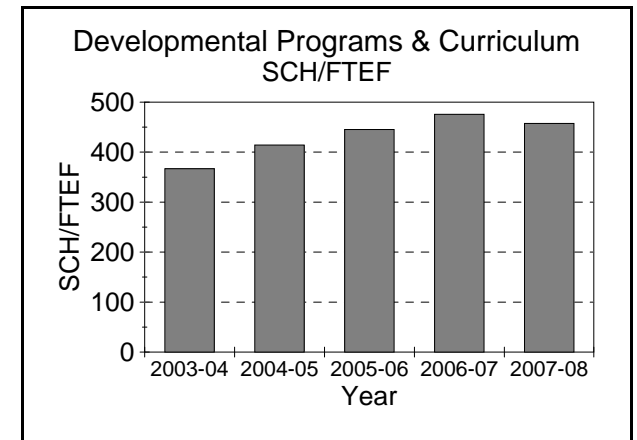
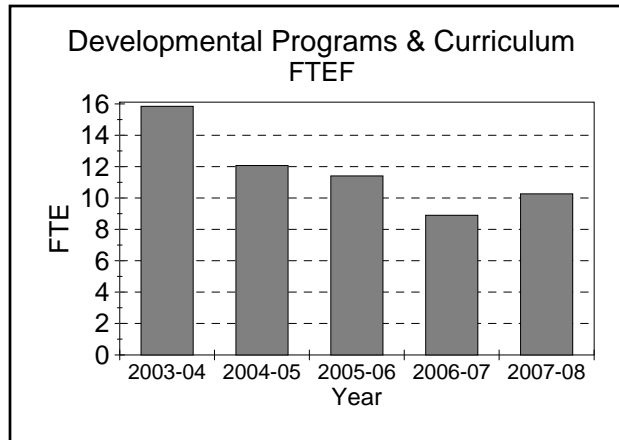
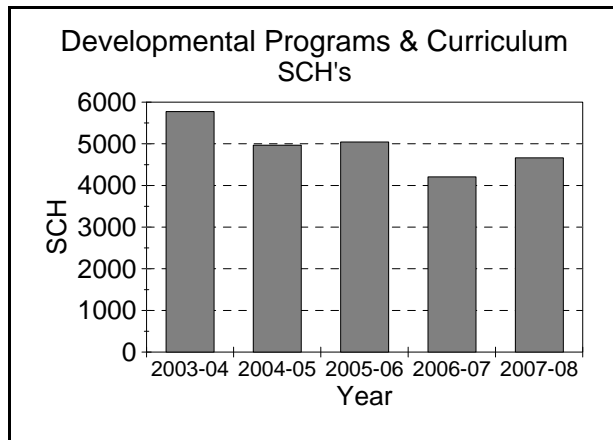
Caution: When viewing graphs, please note the differences in scales
Source: Office of Institutional Research, g:\...facload\0708\prdkc3g.rsl

Ferris State University

Student Credit Hours (SCH), Full Time Equated Faculty (FTEF) and SCH/FTEF Aggregated by Department

Fall and Winter Terms Combined

Developmental Programs & Curriculum (University College)



<u>Year</u>	<u>SCH</u>	<u>FTEF</u>	<u>SCH/FTEF</u>
2003-04	5,775.00	15.74	366.92
2004-05	4,967.00	11.99	414.35
2005-06	5,045.00	11.33	445.33
2006-07	4,205.00	8.84	475.68
2007-08	4,664.00	10.20	457.29

Caution: When viewing graphs, please note the differences in scales
Source: Office of Institutional Research, g:\...\facload\0708\prduc1g.rsl