



FERRIS STATE UNIVERSITY

Imagine More



Productivity Report

Fall 2005 - Spring 2010



Institutional Research & Testing
FERRIS STATE UNIVERSITY



INDEX

Page

i – iii.....	Preface
iv – v.....	Course Prefix Coding Scheme

Detail of SCH/FTEF (White Pages)

1**Ferris State University**

2,4**College of Engineering Technology (College of Technology)**

5,13,14,19,57	Architectural Tech & Facilities Mgmt (ARCH, FMAN)
5,14,19,53,57,58.....	Automotive (AMGT, AUTO)
5,14,19,54,58	Construction Technology & Management (BCTM, CETM, CONM)
5,14,19,20,58,59	Electronics/CNS (ECNS, EEET)
5,14,15,20,59	HVACR (HVAC)
5,15,19,20,59,60.....	Heavy Equipment (HEQT, HSET)
5,15,20,60	Manufacturing Eng Tech (MATL, MFGE, MFGT)
5,15,20,21,61	Mechanical Design (CDTD, ETEC, MECH, PDET)
6,15,16,21,61,62.....	Plastics and Rubber (PLTS, RUBR)
6,16,21,62,63	Printing & Imaging Technology Mgmt (NMPP, PHOT, PMGT, PTEC)
6,16,22,63	Surveying (CENG, GISC, SURE)
6,16,17,22,63	Welding Engineering Technology (WELD)

2**College of Allied Health Sciences**

6,7,8,23,24,29	Clinical Lab, Resp Care and Health Admin (CAHS, CCHS, CLLS, EHSM, HCSA, MRIS, RESP)
6,7,24.....	College of Allied Health Sciences - Dept. (CAHS)
6,7,24,25.....	Dental Hygiene and Medical Imaging (DHYG, NUCM, RADI, SONO)
7,25,28.....	School of Nursing (NURS)
7,27	Health Management Department
7,27	Imaging Sciences
7,27	Nursing & Dental Hygiene

INDEX

Page Detail of SCH/FTEF cont.

2College of Arts and Sciences

- 8,29 Biological Sciences
- 8,29 Biology (BIOL, HORT, INBI)
- 8,29 College of Arts and Sciences(COAS)
- 8,27,30,31,32,33 Humanities (AFAM, AMST, ARTH, ARTS, COMH, COMM, FILM, HISH, HIST, HUMH, HUMN, MUSI, PHIH, PHIL, RELG,RELH, THTH, THTR, WGST)
- 8,33,34,35 Languages & Literature (ENGL, ENGP, FREN, FRNH, GERM, JRNL, LANG, LITH, LITR, SPAN)
- 9,35 Mathematics (CPSC, MATH)
- 9,36,37 Physical Sciences (ASTR, CHEM, GEOL, INPS, PHSC, PHYS)
- 9,37 Social Sciences
- 9,37,38,39 Social Sciences Dept (ANHH, ANTH, GEOG, PLSC, PSYC, PSYH, SCWK, SOCH, SOCY, SSCI)

2College of Business

- 10,40 Accountancy, Finance, Info Systems (ACCT, FINC, HSCJ, ISIN, ISYS, MISM)
- 10,41 Accountancy, Finance, Econ, & Statistics
- 10,41 College of Business Graduate Programs (MTED)
- 10,41,42 Computer Information Systems Dept
- 10,39,42,43 Management (BLAW, BUSN, ECON, INTB, LLAW, MGMT, MMBA, REAL)
- 10,11,44, 45 Marketing (ADVG, AIMC, ECOM, GRDE, MKTG, PREL, RETG, STQM)
- 11,45,46 Sports, Entertainment, Hospitality Management (HOMT, MIMG, PGMG, PTMG, RFIM)

2,3College of Education & Human Services

- 11,12,47,49 Criminal Justice (CRIM, MSCI)
- 11,12,47,49 Recreation Leisure Services & Wellness (RMLS)
- 11,47,48 School of Education
- 12,49,50,51 School of Education Dept (ECTE, EDCD, EDGP, EDLA, EDLE, EDPE, EDPH, EDUC, ERLA, ESPN)
- 11,12,48,51 Television Production (TVPR)

3College of Pharmacy

- 13,49,53,54 Pharmacy (PHAD, PHAR, PHCG, PHCH, PHCL, PHPR)

INDEX

Page Detail of SCH/FTEF cont.

3**College of Professional and Technological Studies**
13,55,56..... Professional and Technological Studies (APPS, DAGD, SENG)

4**Kendall College of Art & Design**
17,62,65,67,68 Design Studies (KCDM, KCDS, KCFD, KCGD, KCHP, KCID, KCIL, KCIN, KCVG, KDES)
17,63,65,66,68,69 Fine Arts/Foundation (KCDR, KCED, KCFA, KCFN, KCMJ, KCPA, KCPH, KCPR, KCSF)
17,66 Liberal Arts & Sciences
17,18,70 Liberal Arts & Sciences/Arts History (KCAH, KCHU, KCSC, KCSS)

3,4**Michigan College of Optometry (College of Optometry)**
12,18,52,71 Optometry (OPTM)

4**University College**
18,69,72,73,74 Developmental Programs & Curriculum (CARE, DIST, FSUS, HNRS, NASE, ORSA, READ, UNCP, UNIV)

Ranked Listing of SCH/FTEF (Buff Pages)

75 College
76-78 Department
79-90 Course Prefix

Graphs of SCH/FTEF (Gray Pages)

91 Pie Chart - College
92 Graphs - FSU
93-102 Graphs - College
103-140 Graphs - Department

PREFACE

The Productivity Report is produced each summer by the Ferris State University Office of Institutional Research and Testing. All information provided in this publication is drawn from existing university data systems. Any person having questions, suggestions, or requests for more detailed information should contact the Office of Institutional Research and Testing at extension 3800.

Readers should note that in the tables of this report, the whole may not equal the sum of the parts because of rounding. Data has been summed and then rounded.

This report details productivity trends at FSU over the past five years. The report shows data for Fall 2005 through Spring 2010. Data is shown in detail by university (page 1), by college (pages 2 through 4), by department (pages 5 through 18), and by course prefix (pages 19 through 74). Summary information for the current year shows SCH/FTEF in ranked order by college (page 75), by department (pages 76 through 78) and by course prefix (pages 79 through 90). Graphs showing SCH and FTEF data are on pages 91 through 140.

EXPLANATION OF TERMS:

Student Credit Hours (SCH) - SCH is the product of the credit value of a course and the number of students enrolled in the course on the official fourth day of classes for that semester. For example, a 4 credit course section containing 50 students on the fourth day of classes would generate 200 student credit hours.

Full-Time Equated Faculty (FTEF) - A faculty member working full-time for fall and spring semester (fall semester 1 FTEF + spring semester 1 FTEF = Average F + W 1 FTEF). Overloads and part-time faculty produce a fraction of an FTEF. **No sabbatical or 100% release-time FTEF are included in this report.** When student credit hours are produced by administrators and/or ROTC personnel, zeros are shown in the corresponding full time equated faculty columns and are not included in the ranked listings.

SCH/FTEF - A measure of productivity. This gives the average number of student credit hours generated per full-time equated faculty member. When SCH is divided by zero FTEF (zero results from administrators and/or ROTC personnel teaching courses) the SCH/FTEF columns contain blanks. When a zero FTE occurs in Fall or Winter, the overall SCH/FTE must be recalculated.

NOTE: If there are not SCH's and/or FTE's in both the Fall and the Spring Term Columns, please disregard the Annualized Productivity Figures (listed in the last column on the page). You will need to look at the particular Fall or Spring Term to see the Correct Productivity Measure. Also note that if there is a department and/or college name change the data will appear with the correct name and correct term. Please contact the Office of Institutional Research and Testing if you have any questions.

As shown on page 1, during the Fall and Spring semester of the 2009-10 school year, Ferris State University had 696.69 full-time equated **teaching** faculty. A total of 316,085.00 student credit hours were produced, for an average of 453.69 student credit hours produced per FTEF. The same comparisons have been made for specific terms, by college, department and course prefix.

(The SCH and FTEF FSU totals shown in this report are the same totals submitted to the State of Michigan through the HEIDI system.)

PREFACE cont.

Special Notes for 2005-2006:

There were 4 new course prefixes added during the 2005-2006 year: (1) AMST – American Studies, College of Arts & Sciences – Humanities, (2) HSCJ – Digital Security Forensics, College of Business – College of Business Graduate Programs, (3) KCPH – Kendall Photography, Kendall College of Art & Design – Fine Arts/Foundation, and (4) KCSF – Kendall Sculpture/Functional Art, Kendall College of Art & Design – Fine Arts/Foundation.

Effective Winter 2006 for the College of Allied Health Sciences - the departments reorganized. All of the Departments closed and reorganized into 3 new departments as follows: (1) Clinical Lab, Respiratory Care and Health Administration with course prefixes CAHS which moved from College of Allied Health Sciences Dept, and CCHS, CLLS, EHSM, HCSA, MRIS, and RESP which all moved from the Health Management Department. (2) Dental Hygiene and Medical Imaging with course prefixes DHYG which moved from Nursing & Dental Hygiene and NUCM, RADI, and SONO which moved from Imaging Sciences. (3) School of Nursing with NURS which moved from Nursing and Dental Hygiene.

Also effective Winter 2006 for the College of Business - the Accountancy, Finance, Econ & Statistics Department closed and reorganized with ACCT and FINC course prefixes moving to the Computer Information Systems Department and ECON moving to the Management Department and STQM moving to the Marketing Department.

Special Notes for 2006-2007:

There were 14 new course prefixes added during the 2006-2007 year: (1) EDGP – Education Get Promoted, Education – School of Education (2) FILM – Film, Arts & Sciences - Humanities (3) GRDE – Graphic Design, Business - Marketing (4) HISH – History Honors, Arts & Sciences - Humanities (5) HUMH – Humanities Honors, Arts & Sciences - Humanities (6) INBI – Integrated Biology, Arts & Sciences – Biology (7) INRS – Integrated Physical Sciences, Arts & Sciences – Physical Sciences (8) KCPA – Kendall Painting, Kendall – Fine Arts (9) KDES - Kendall Design, Kendall - Design (10) LITH – Literature Honors, (Arts & Sciences – Language & Literature (11) PHIL – Philosophy, Arts & Sciences - Humanities (12) PHIH – Philosophy Honors, Arts & Sciences - Humanities (13) RELG – Religions, Arts & Sciences - Humanities (14) RELH – Religions Honors, Arts & Sciences – Humanities.

Effective Fall 2007 all of the students records data began running from a new data system, BANNER (no longer using SIS+). With this switch in systems came many changes, including in some cases names and codes for our colleges and departments. Please note that if there was a department and/or college name change (even as slight as a dash or slash) the data will appear with the correct name and term. For this reason you may need to look at two different names to get complete data for an academic year.

Special Notes for 2007-2008:

There were 11 new course prefixes added during the 2006-2007 year: (1) AMGT – Automotive Management, College of Technology - Automotive (2) ANHH – Anthropology Honors, Arts & Sciences – Social Sciences (3) CENG – Civil Engineering, College of Technology - Surveying (4) ENGP – English Professional, Arts & Sciences - Language & Literature (5) FRNH – Lit of the French World- Honors, Arts & Sciences - Language & Literature (6) GISCI – Geographic Information Science, College of Technology - Surveying (7) ISIN – Information Security and Intel, Business – Accountancy, Finance, Info Systems (8) KCGD – Kendall –Graphic Design, Kendall – Design Studies (9) PSYH - Psychology Honors, Arts & Sciences – Social Sciences (10) SENG – Software Engineering, College of Professional and Technological Studies – Professional and Technological Studies (11) SOCH – Sociology Honors, Arts & Sciences - Social Sciences

PREFACE cont.

Special Notes for 2008-2009:

There were no new course prefixes added during the 2008-2009 year.

Effective Spring 2009 the College of Technology changed its name to College of Engineering Technology.

Special Notes for 2009-2010:

There were 6 new course prefixes added during the 2009-2010 year: (1) AIMC – Adversiting/Integrate Mkg Communications, College of Business – Marketing, (2) COAS - College of Arts & Sciences – College of Arts & Sciences, (3) EDLE – Educational Leadership, College of Education and Human Services – School of Education Dept, (4) KCDR – Kendall Drawing, Kendall College of Art & Design – Fine Arts/Foundation, (5) KCPR - Kendall Printmaking, Kendall College of Art & Design – Fine Arts/Foundation, and (5) THTH – Theater Honors, College of Arts & Sciences – Humanities.

COURSE PREFIX CODING SCHEME

PREFIX	COURSE DESCRIPTION	PREFIX	COURSE DESCRIPTION	PREFIX	COURSE DESCRIPTION
ABOD	Automotive Body	DAGD	Digital Animation and Game Design	HISH	History Honors
ACCT	Accountancy	DHYG	Dental Hygiene	HIST	History
ADVG	Advertising	DIST	Directed Studies	HNRS	Honors
AFAM	African American Studies	ECNS	Computer Network and Systems	HOMT	Hospitality Management
AIMC	Advertising/Integrate Mktg Communications	ECOM	E-Commerce	HORT	Horticulture
AHEM	Automotive/Heavy Equipment Management	ECON	Economics	HSCJ	Homeland Security - Digital Security & Forensics
AMGT	Automotive Management	ECTE	Educational Career Technical Education	HSET	Heavy Equipment Serv Engineering Tech
AMST	American Studies	EDCD	Child Development	HUMH	Humanities Honors
ANHH	Anthropology Honors	EDGP	Education Get Promoted	HUMN	Humanities
ANTH	Anthropology	EDLA	Education Language Arts	HVAC	Heating, Ventilation, Air Cond & Refrig Tech
APPS	Applied Science	EDLE	Educational Leadership	IEPG	Intensive English Program
ARCH	Architectural Technology	EDPE	Education Physical Education	INBI	Integrated Biology
ARTH	Art History	EDPH	Philanthropy Education	INPS	Integrated Physical Sciences
ARTS	Art	EDUC	Education	INTB	International Business
ASTR	Astronomy	EEET	Electrical & Electronics Engineering Tech	ISIN	Information Security and Intel
AUTO	Automotive Service Technology	EHSM	Environmental Health & Safety Management	ISYS	Computer Information Systems
BCTM	Building Construction	ENGL	English	JRNL	Journalism
BIOL	Biology	ENGP	English Professional	KCAH	Kendall College Art History
BLAW	Business Law	ERLA	Education Reading Language Arts	KCDM	Kendall College Digital Media
BUSN	Business	ESPN	Education Special Needs	KCDR	Kendall Drawing
CAHS	Allied Health Science	ETEC	Engineering Graphics	KCDS	Kendall College Design Studies
CARE	Career Exploration	FILM	Film	KCED	Kendall Education
CCHS	Core Curriculum Health Sciences	FINC	Finance	KCFA	Kendall College Fine Arts
CDTD	CAD Drafting & Tool Design	FMAN	Facilities Management	KCFD	Kendall College Furniture Design
CENG	Civil Engineering	FREN	French	KCFN	Kendall College Foundation
CETM	Civil Engineering Technology	FRNH	Lit of the French World-Honors	KCGD	Kendall-Graphic Design
CHEM	Chemistry	FSUS	Ferris State University Seminar	KCHP	Kendall College Historic Preservation
CLLS	Clinical Laboratory Science	GEOG	Geography	KCHU	Kendall College Humanities
COAS	College of Arts & Sciences	GEOL	Geology	KCID	Kendall College Interior Design
COMH	Communication Honors	GERM	German	KCIL	Kendall College Illustration
COMM	Communication	GISC	Geographic Information Science	KCIN	Kendall College Industrial Design
CONM	Construction Management	GRDE	Graphic design	KCMJ	Kendall Metals/Jewelry Design
CPSC	Computer Science	HCSA	Health Care Systems Administration	KCPA	Kendall Painting
CRIM	Criminal Justice	HEQT	Heavy Equipment Technology	KCPH	Kendall Photography

COURSE PREFIX CODING SCHEME cont.

PREFIX	COURSE DESCRIPTION	PREFIX	COURSE DESCRIPTION	PREFIX	COURSE DESCRIPTION
KCPR	Kendal Printmaking	PHCG	Pharmacognosy	STQM	Statistics and Quantitative Methods
KCSC	Kendall College Science	PHCH	Pharmaceutical Chemistry	SURE	Surveying Engineering
KCSF	Kendall Sculpture/Functional Art	PHCL	Pharmacology	THTH	Theater Honors
KCSS	Kendall College Social Science	PHIH	Philosophy Honors	THTR	Theater
KCVC	Kendall College Visual Communication	PHIL	Philosophy	TVPR	Television Production
KDES	Kendall Design	PHOT	Photography	UNCP	University College Program
LANG	Language	PHPR	Pharmacy Practice	UNIV	University
LITH	Literature Honors	PHSC	Physical Science	VISD	Visual Design and WEB Media
LITR	Literature	PHYS	Physics	WELD	Welding Engineering Technology
LLAW	Law	PLSC	Political Science	WGST	Women & Gender Studies
MATH	Mathematics	PLTS	Plastics Engineering Technology		
MATL	Metallurgy	PMGT	Printing Management		
MECH	Mechanical Engineering Technology	PREL	Public Relations		
MFGE	Manufacturing Engineering Technology	PSYC	Psychology		
MFGT	Manufacturing Tooling Technology	PSYH	Psychology Honors		
MGMT	Management	PTEC	Printing Technology		
MIMG	Music Industry Management	PTMG	Professional Tennis Management		
MISM	Master of Science Information Systems Mgmt	RADI	Radiography		
MKTG	Marketing	READ	Reading		
MMBA	Master of Business Administration	REAL	Real Estate		
MRIS	Medical Record Information Systems	RELG	Religions		
MSCI	Military Science	RELH	Religions Honors		
MTED	Master of Technical Education	RESP	Respiratory Care		
MUSI	Music	RETG	Retailing		
NASE	National Student Exchange	RFIM	Restaurant & Food Industry Management		
NMPP	New Media Printing & Publishing	RMLS	Recreation Management & Leisure Studies		
NUCM	Nuclear Medicine	RUBR	Rubber Technology		
NURS	Nursing	SCWK	Social Work		
OPTM	Optometry	SENG	Software Engineering		
ORSA	Study Abroad	SOCH	Sociology Honors		
PDET	Product Design Engineering Technology	SOCY	Sociology		
PGMG	Professional Golf Management	SONO	Diagnostic Medical Sonography		
PHAD	Pharmacy Administration	SPAN	Spanish		
PHAR	Pharmaceutics	SSCI	Social Sciences		

FERRIS STATE UNIVERSITY

Student Credit Hours (SCH), Full Time Equated Faculty (FTEF) and SCH/FTEF Aggregated by University

University	Year	<u>Student Credit Hours</u>				<u>Full Time Equated Faculty</u>				<u>SCH/FTEF</u>			
		Summer	Fall	Spring	F + SP (a)	Summer	Fall	Spring	Avg F + SP (b)	Summer	Fall	Spring	F + SP (a / b)
Ferris State University	2005-06	30,594.00	156,188.00	143,817.00	300,005.00	208.69	665.32	651.33	658.33	146.60	234.76	220.80	455.71
Ferris State University	2006-07	31,498.00	154,046.00	145,765.50	299,811.50	196.40	678.00	675.36	676.68	160.38	227.21	215.83	443.06
Ferris State University	2007-08	33,017.00	158,792.50	147,687.50	306,480.00	221.08	695.97	663.51	679.74	149.34	228.16	222.59	450.88
Ferris State University	2008-09	35,119.50	162,185.50	150,384.00	312,569.50	236.34	706.06	687.42	696.74	148.59	229.71	218.76	448.62
Ferris State University	2009-10	34,604.50	163,525.50	152,559.50	316,085.00	238.89	704.14	689.24	696.69	144.85	232.23	221.35	453.69

FERRIS STATE UNIVERSITY

Student Credit Hours (SCH), Full Time Equated Faculty (FTEF) and SCH/FTEF Aggregated by College

College	Year	<u>Student Credit Hours</u>				<u>Full Time Equated Faculty</u>				<u>SCH/FTEF</u>			
		Summer	Fall	Spring	F + SP (a)	Summer	Fall	Spring	Avg F + SP (b)	Summer	Fall	Spring	F + SP (a / b)
Coll of Engineering Technology	2008-09	0.00	0.00	17,040.00	17,040.00	0.00	0.00	101.31	50.65			168.20	336.40
Coll of Engineering Technology	2009-10	1,801.00	17,293.00	15,887.00	33,180.00	16.72	94.71	94.27	94.49	107.71	182.59	168.53	351.15
College of Allied Health	2006-07	0.00	11,706.00	12,191.00	23,897.00	0.00	46.80	51.23	49.02		250.10	237.95	487.50
College of Allied Health	2007-08	5,139.00	12,535.00	12,741.00	25,276.00	24.56	48.95	49.65	49.30	209.23	256.08	256.60	512.68
College of Allied Health	2008-09	5,938.00	14,617.00	14,002.00	28,619.00	27.87	56.75	56.37	56.56	213.06	257.57	248.39	505.99
College of Allied Health	2009-10	6,617.00	15,986.00	16,428.00	32,414.00	37.38	60.07	68.02	64.05	177.00	266.11	241.51	506.09
College of Allied Health Sciences	2005-06	3,614.00	11,342.00	11,129.00	22,471.00	19.14	46.25	46.03	46.14	188.78	245.25	241.78	487.03
College of Allied Health Sciences	2006-07	4,514.00	0.00	0.00	0.00	23.40	0.00	0.00	0.00	192.91			
College of Arts and Sciences	2005-06	10,785.00	62,742.00	57,058.00	119,800.00	50.04	207.38	193.02	200.20	215.51	302.54	295.61	598.41
College of Arts and Sciences	2006-07	10,399.00	61,097.00	55,704.00	116,801.00	48.82	207.96	200.21	204.09	213.02	293.79	278.23	572.31
College of Arts and Sciences	2007-08	10,495.00	62,124.00	56,538.00	118,662.00	54.81	207.97	196.11	202.04	191.47	298.71	288.30	587.32
College of Arts and Sciences	2008-09	10,725.00	61,554.00	57,318.00	118,872.00	52.94	208.35	197.82	203.09	202.58	295.43	289.75	585.33
College of Arts and Sciences	2009-10	10,193.00	60,797.00	55,524.00	116,321.00	49.79	208.02	192.09	200.05	204.71	292.27	289.05	581.45
College of Business	2005-06	5,095.00	22,024.00	22,358.00	44,382.00	20.54	80.74	78.72	79.73	248.10	272.79	284.00	556.65
College of Business	2006-07	5,215.00	22,267.00	23,385.00	45,652.00	23.00	79.15	79.25	79.20	226.69	281.34	295.06	576.41
College of Business	2007-08	6,093.00	23,872.00	24,084.00	47,956.00	27.18	81.13	81.14	81.13	224.17	294.24	296.82	591.07
College of Business	2008-09	6,048.00	24,555.00	24,448.00	49,003.00	33.62	84.10	84.65	84.37	179.89	291.96	288.83	580.78
College of Business	2009-10	6,195.00	25,144.00	24,709.00	49,853.00	34.95	85.23	86.12	85.68	177.25	295.00	286.91	581.87
College of Education & Human Serv	2005-06	4,244.00	13,208.00	12,445.00	25,653.00	23.37	63.06	64.98	64.02	181.60	209.45	191.53	400.71

FERRIS STATE UNIVERSITY

Student Credit Hours (SCH), Full Time Equated Faculty (FTEF) and SCH/FTEF Aggregated by College

College	Year	<u>Student Credit Hours</u>				<u>Full Time Equated Faculty</u>				<u>SCH/FTEF</u>			
		Summer	Fall	Spring	F + SP (a)	Summer	Fall	Spring	Avg F + SP (b)	Summer	Fall	Spring	F + SP (a / b)
College of Education & Human Serv	2006-07	4,461.00	0.00	0.00	0.00	26.16	0.00	0.00	0.00	170.53			
College of Education-Human Ser	2006-07	0.00	13,240.00	12,647.00	25,887.00	0.00	61.29	65.77	63.53		216.01	192.29	407.46
College of Education-Human Ser	2007-08	4,246.00	12,517.00	11,807.00	24,324.00	28.81	67.35	67.98	67.67	147.39	185.84	173.68	359.47
College of Education-Human Ser	2008-09	4,073.00	12,669.00	11,957.00	24,626.00	23.54	67.60	69.63	68.61	173.02	187.42	171.71	358.90
College of Education-Human Ser	2009-10	4,089.00	13,033.00	12,773.00	25,806.00	30.44	62.80	64.91	63.86	134.33	207.53	196.78	404.13
College of Optometry	2005-06	476.00	2,145.00	2,343.00	4,488.00	11.75	16.65	16.74	16.69	40.51	128.83	139.99	268.85
College of Optometry	2006-07	448.00	0.00	0.00	0.00	11.75	0.00	0.00	0.00	38.13			
College of Pharmacy	2005-06	1,806.00	7,243.00	6,929.00	14,172.00	35.40	37.94	36.56	37.25	51.02	190.89	189.51	380.43
College of Pharmacy	2006-07	2,130.00	7,318.00	7,459.50	14,777.50	12.60	40.30	39.65	39.97	169.05	181.59	188.14	369.67
College of Pharmacy	2007-08	1,927.00	7,814.50	7,841.50	15,656.00	33.10	40.50	40.07	40.29	58.22	192.95	195.69	388.63
College of Pharmacy	2008-09	2,599.50	7,993.50	7,618.00	15,611.50	32.60	33.60	36.75	35.17	79.74	237.90	207.29	443.83
College of Pharmacy	2009-10	2,332.50	8,499.50	8,274.50	16,774.00	30.00	36.88	38.54	37.71	77.75	230.46	214.71	444.82
College of Prof-Tech Studies	2006-07	0.00	1,299.00	1,516.00	2,815.00	0.00	7.21	8.41	7.81		180.21	180.32	360.53
College of Prof-Tech Studies	2007-08	182.00	1,468.00	1,309.00	2,777.00	4.50	8.40	8.65	8.53	40.40	174.74	151.26	325.66
College of Prof-Tech Studies	2008-09	99.00	1,536.00	1,201.00	2,737.00	4.63	9.17	7.90	8.53	21.38	167.56	152.03	320.74
College of Prof-Tech Studies	2009-10	251.00	1,363.00	1,138.00	2,501.00	5.00	9.55	7.68	8.61	50.20	142.72	148.27	290.39
College of Profess & Tech Studies	2005-06	60.00	981.00	810.00	1,791.00	1.00	6.26	5.25	5.76	60.00	156.71	154.29	311.21
College of Profess & Tech Studies	2006-07	168.00	0.00	0.00	0.00	1.92	0.00	0.00	0.00	87.50			

FERRIS STATE UNIVERSITY

Student Credit Hours (SCH), Full Time Equated Faculty (FTEF) and SCH/FTEF Aggregated by College

College	Year	<u>Student Credit Hours</u>				<u>Full Time Equated Faculty</u>				<u>SCH/FTEF</u>			
		Summer	Fall	Spring	F + SP (a)	Summer	Fall	Spring	Avg F + SP (b)	Summer	Fall	Spring	F + SP (a / b)
College of Technology	2005-06	2,307.00	20,711.00	18,931.00	39,642.00	17.24	104.51	116.41	110.46	133.80	198.17	162.62	358.88
College of Technology	2006-07	2,358.00	19,404.00	18,478.00	37,882.00	21.32	111.69	114.14	112.91	110.60	173.74	161.89	335.50
College of Technology	2007-08	2,263.00	19,307.00	17,574.00	36,881.00	17.59	108.30	106.55	107.42	128.63	178.27	164.94	343.32
College of Technology	2008-09	2,396.00	18,192.00	0.00	18,192.00	27.10	103.06	0.00	51.53	88.43	176.53		353.05
Kendall College of Art & Design	2005-06	2,037.00	11,718.00	10,843.00	22,561.00	28.20	85.85	87.64	86.75	72.23	136.49	123.72	260.08
Kendall College of Art & Design	2006-07	1,762.00	0.00	0.00	0.00	27.42	0.00	0.00	0.00	64.25			
Kendall College of Art-Design	2006-07	0.00	11,820.00	11,184.00	23,004.00	0.00	92.81	92.96	92.88		127.36	120.31	247.67
Kendall College of Art-Design	2007-08	1,817.00	12,845.00	12,421.00	25,266.00	15.52	98.38	88.38	93.38	117.11	130.56	140.54	270.57
Kendall College of Art-Design	2008-09	2,144.00	14,619.00	13,306.00	27,925.00	17.54	107.34	107.69	107.52	122.23	136.19	123.56	259.73
Kendall College of Art-Design	2009-10	2,010.00	14,986.00	14,218.00	29,204.00	17.52	112.14	112.64	112.39	114.72	133.64	126.22	259.84
Michigan College of Optometry	2006-07	0.00	2,459.00	2,432.00	4,891.00	0.00	17.60	19.26	18.43		139.76	126.28	265.42
Michigan College of Optometry	2007-08	838.00	2,572.00	2,446.00	5,018.00	15.01	19.36	20.20	19.78	55.84	132.87	121.09	253.71
Michigan College of Optometry	2008-09	1,056.00	2,625.00	2,537.00	5,162.00	16.51	19.55	20.41	19.98	63.97	134.24	124.30	258.33
Michigan College of Optometry	2009-10	1,042.00	2,605.00	2,517.00	5,122.00	17.01	19.56	19.74	19.65	61.27	133.20	127.53	260.71
University College	2005-06	170.00	4,074.00	971.00	5,045.00	2.00	16.68	5.98	11.33	85.00	244.29	162.37	445.33
University College	2006-07	43.00	3,436.00	769.00	4,205.00	0.00	13.20	4.48	8.84		260.30	171.65	475.68
University College	2007-08	17.00	3,738.00	926.00	4,664.00	0.00	15.62	4.78	10.20		239.27	193.88	457.29
University College	2008-09	41.00	3,825.00	957.00	4,782.00	0.00	16.53	4.90	10.72		231.34	195.39	446.24
University College	2009-10	74.00	3,819.00	1,091.00	4,910.00	0.08	15.18	5.23	10.21	925.00	251.53	208.60	481.06

FERRIS STATE UNIVERSITY

Student Credit Hours (SCH), Full Time Equated Faculty (FTEF) and SCH/FTEF Aggregated by University by Department within College

Department	Year	<u>Student Credit Hours</u>				<u>Full Time Equated Faculty</u>				<u>SCH/FTEF</u>			
		Summer	Fall	Spring	F + SP (a)	Summer	Fall	Spring	Avg F + SP (b)	Summer	Fall	Spring	F + SP (a / b)
<u>Coll of Engineering Technology</u>													
Arch Tech-Facilities Mgmt	2008-09	0.00	0.00	1,166.00	1,166.00	0.00	0.00	4.52	2.26			257.96	515.93
Arch Tech-Facilities Mgmt	2009-10	107.00	1,366.00	983.00	2,349.00	0.92	6.17	5.39	5.78	116.30	221.28	182.37	406.29
Automotive	2008-09	0.00	0.00	2,181.00	2,181.00	0.00	0.00	14.73	7.37			148.07	296.13
Automotive	2009-10	243.00	1,524.00	1,778.00	3,302.00	2.09	11.78	13.00	12.39	116.10	129.40	136.77	266.53
Construction Tech-Mgmt	2008-09	0.00	0.00	2,899.00	2,899.00	0.00	0.00	13.25	6.62			218.86	437.72
Construction Tech-Mgmt	2009-10	96.00	2,755.00	2,585.00	5,340.00	0.52	11.42	11.50	11.46	183.65	241.31	224.81	466.06
EET-CNS	2008-09	0.00	0.00	1,334.00	1,334.00	0.00	0.00	7.97	3.99			167.38	334.76
EET-CNS	2009-10	88.00	1,275.00	1,278.00	2,553.00	0.67	7.90	8.06	7.98	131.34	161.39	158.56	319.92
HVACR	2008-09	0.00	0.00	1,481.00	1,481.00	0.00	0.00	9.11	4.55			162.57	325.14
HVACR	2009-10	294.00	1,962.00	1,690.00	3,652.00	2.87	10.20	9.94	10.07	102.55	192.37	170.02	362.68
Heavy Equipment	2008-09	0.00	0.00	886.00	886.00	0.00	0.00	5.27	2.63			168.12	336.24
Heavy Equipment	2009-10	176.00	818.00	738.00	1,556.00	2.01	4.87	3.91	4.39	87.56	167.79	188.96	354.42
Manufacturing Eng Tech	2008-09	0.00	0.00	1,791.00	1,791.00	0.00	0.00	11.79	5.90			151.91	303.82
Manufacturing Eng Tech	2009-10	106.00	2,214.00	1,914.00	4,128.00	1.01	10.92	12.06	11.49	104.95	202.75	158.66	359.22
Mechanical Design	2008-09	0.00	0.00	1,762.00	1,762.00	0.00	0.00	10.00	5.00			176.20	352.40
Mechanical Design	2009-10	56.00	1,895.00	1,528.00	3,423.00	0.67	9.07	8.69	8.88	83.58	208.83	175.77	385.30

FERRIS STATE UNIVERSITY

Student Credit Hours (SCH), Full Time Equated Faculty (FTEF) and SCH/FTEF Aggregated by University by Department within College

Department	Year	<u>Student Credit Hours</u>				<u>Full Time Equated Faculty</u>				<u>SCH/FTEF</u>			
		Summer	Fall	Spring	F + SP (a)	Summer	Fall	Spring	Avg F + SP (b)	Summer	Fall	Spring	F + SP (a / b)
<u>Coll of Engineering Technology</u>													
Plastics-Rubber	2008-09	0.00	0.00	817.00	817.00	0.00	0.00	7.11	3.56			114.91	229.82
Plastics-Rubber	2009-10	177.00	725.00	850.00	1,575.00	2.01	6.33	5.67	6.00	88.15	114.54	150.00	262.58
Printing-Imaging Tech Mgmt	2008-09	0.00	0.00	602.00	602.00	0.00	0.00	4.67	2.33			129.00	258.00
Printing-Imaging Tech Mgmt	2009-10	99.00	523.00	536.00	1,059.00	0.92	4.52	4.00	4.26	107.61	115.61	134.00	248.48
Surveying	2008-09	0.00	0.00	1,088.00	1,088.00	0.00	0.00	6.92	3.46			157.14	314.27
Surveying	2009-10	75.00	911.00	1,041.00	1,952.00	1.25	6.18	6.26	6.22	60.00	147.40	166.28	313.80
Welding Eng Tech	2008-09	0.00	0.00	1,033.00	1,033.00	0.00	0.00	5.97	2.98			173.03	346.06
Welding Eng Tech	2009-10	284.00	1,325.00	966.00	2,291.00	1.78	5.34	5.79	5.56	159.55	248.21	166.79	411.68
<u>College of Allied Health</u>													
Clinical Lab-Resp Care-Hlth Ad	2006-07	0.00	6,167.00	6,911.00	13,078.00	0.00	26.61	29.59	28.10		231.73	233.57	465.40
Clinical Lab-Resp Care-Hlth Ad	2007-08	3,647.00	6,731.00	6,783.00	13,514.00	17.20	28.69	26.02	27.36	212.08	234.58	260.68	493.98
Clinical Lab-Resp Care-Hlth Ad	2008-09	3,798.00	7,567.00	7,650.00	15,217.00	17.76	29.35	27.73	28.54	213.84	257.86	275.85	533.20
Clinical Lab-Resp Care-Hlth Ad	2009-10	4,322.00	8,572.00	9,159.00	17,731.00	24.38	29.89	34.68	32.28	177.26	286.74	264.14	549.20
Coll of Allied Health Sciences	2006-07	0.00	2.00	0.00	2.00	0.00	0.00	0.00	0.00				
Dental Hygiene-Medical Imaging	2006-07	0.00	3,514.00	3,203.00	6,717.00	0.00	10.77	12.07	11.42		326.18	265.39	588.12
Dental Hygiene-Medical Imaging	2007-08	1,114.00	3,567.00	3,300.00	6,867.00	4.00	11.07	12.51	11.79	278.27	322.09	263.74	582.27
Dental Hygiene-Medical Imaging	2008-09	1,154.00	3,743.00	3,501.00	7,244.00	5.29	12.22	15.03	13.63	218.32	306.25	232.90	531.59
Dental Hygiene-Medical Imaging	2009-10	1,357.00	3,703.00	3,532.00	7,235.00	7.22	13.78	16.10	14.94	188.01	268.63	219.38	484.19

FERRIS STATE UNIVERSITY

Student Credit Hours (SCH), Full Time Equated Faculty (FTEF) and SCH/FTEF Aggregated by University by Department within College

Department	Year	<u>Student Credit Hours</u>				<u>Full Time Equated Faculty</u>				<u>SCH/FTEF</u>			
		Summer	Fall	Spring	F + SP (a)	Summer	Fall	Spring	Avg F + SP (b)	Summer	Fall	Spring	F + SP (a / b)
<u>College of Allied Health</u>													
School of Nursing	2006-07	0.00	2,023.00	2,077.00	4,100.00	0.00	9.42	9.58	9.50		214.80	216.90	431.71
School of Nursing	2007-08	378.00	2,237.00	2,658.00	4,895.00	3.36	9.18	11.12	10.15	112.44	243.65	239.03	482.24
School of Nursing	2008-09	986.00	3,307.00	2,851.00	6,158.00	4.82	15.18	13.61	14.39	204.42	217.81	209.54	427.81
School of Nursing	2009-10	938.00	3,711.00	3,737.00	7,448.00	5.78	16.39	17.25	16.82	162.19	226.36	216.67	442.79
<u>College of Allied Health Sciences</u>													
Clinical Lab, Resp Care and Health Admin	2005-06	0.00	0.00	6,487.00	6,487.00	0.00	0.00	29.87	14.94			217.14	434.29
Clinical Lab, Resp Care and Health Admin	2006-07	3,155.00	0.00	0.00	0.00	16.37	0.00	0.00	0.00	192.72			
College of Allied Health Sciences	2005-06	10.00	2.00	0.00	2.00	0.00	0.00	0.00	0.00				
Dental Hygiene and Medical Imaging	2005-06	0.00	0.00	3,062.00	3,062.00	0.00	0.00	8.56	4.28			357.80	715.59
Dental Hygiene and Medical Imaging	2006-07	1,095.00	0.00	0.00	0.00	4.61	0.00	0.00	0.00	237.56			
Health Management Department	2005-06	2,332.00	6,148.00	0.00	6,148.00	12.54	26.06	0.00	13.03	185.93	235.87		471.75
Imaging Sciences	2005-06	906.00	1,924.00	0.00	1,924.00	3.26	6.63	0.00	3.32	277.81	290.00		580.00
Nursing & Dental Hygiene	2005-06	366.00	3,268.00	0.00	3,268.00	3.34	13.55	0.00	6.77	109.58	241.21		482.42
School of Nursing	2005-06	0.00	0.00	1,580.00	1,580.00	0.00	0.00	7.60	3.80			207.94	415.89
School of Nursing	2006-07	264.00	0.00	0.00	0.00	2.42	0.00	0.00	0.00	109.09			

FERRIS STATE UNIVERSITY

Student Credit Hours (SCH), Full Time Equated Faculty (FTEF) and SCH/FTEF Aggregated by University by Department within College

Department	Year	<u>Student Credit Hours</u>				<u>Full Time Equated Faculty</u>				<u>SCH/FTEF</u>			
		Summer	Fall	Spring	F + SP (a)	Summer	Fall	Spring	Avg F + SP (b)	Summer	Fall	Spring	F + SP (a / b)
<u>College of Arts and Sciences</u>													
Biological Sciences	2005-06	2,053.00	8,683.00	7,215.00	15,898.00	9.41	28.14	25.10	26.62	218.10	308.55	287.48	597.23
Biological Sciences	2006-07	1,956.00	0.00	0.00	0.00	9.90	0.00	0.00	0.00	197.52			
Biology	2006-07	0.00	8,637.00	7,980.00	16,617.00	0.00	28.51	28.39	28.45		302.99	281.11	584.14
Biology	2007-08	1,879.00	9,506.00	8,209.00	17,715.00	10.28	30.70	28.22	29.46	182.80	309.62	290.91	601.31
Biology	2008-09	2,193.00	9,434.00	8,350.00	17,784.00	11.82	27.47	25.77	26.62	185.53	343.43	324.07	668.12
Biology	2009-10	2,213.00	8,763.00	7,462.00	16,225.00	10.17	31.54	28.62	30.08	217.64	277.88	260.69	539.40
Clinical Lab-Resp Care-Hlth Ad	2006-07	0.00	164.00	40.00	204.00	0.00	0.53	0.33	0.43		307.50	121.21	472.59
College of Arts and Sciences	2009-10	0.00	48.00	0.00	48.00	0.00	0.25	0.00	0.13		192.00		384.00
Humanities	2005-06	1,905.00	13,128.00	12,428.00	25,556.00	9.16	42.91	37.73	40.32	207.97	305.92	329.43	633.84
Humanities	2006-07	1,933.00	12,560.00	11,888.00	24,448.00	7.13	43.04	40.48	41.76	271.11	291.82	293.66	585.42
Humanities	2007-08	1,755.00	12,435.00	11,944.00	24,379.00	8.17	40.86	39.55	40.21	214.81	304.31	302.00	606.35
Humanities	2008-09	1,989.00	11,398.00	11,463.00	22,861.00	8.25	39.77	37.80	38.78	241.09	286.61	303.25	589.44
Humanities	2009-10	2,020.00	11,347.00	11,414.00	22,761.00	8.08	39.55	38.01	38.78	250.00	286.90	300.32	586.95
Language and Literature	2005-06	2,681.00	12,904.00	11,752.00	24,656.00	13.06	54.13	50.42	52.28	205.31	238.38	233.08	471.65
Language and Literature	2006-07	2,708.00	0.00	0.00	0.00	13.83	0.00	0.00	0.00	195.81			
Languages and Literature	2006-07	0.00	12,606.00	10,866.00	23,472.00	0.00	51.74	50.16	50.95		243.62	216.63	460.67
Languages and Literature	2007-08	2,640.00	12,557.00	11,200.00	23,757.00	13.15	53.72	49.10	51.41	200.72	233.75	228.09	462.10
Languages and Literature	2008-09	2,577.00	12,683.00	11,725.00	24,408.00	12.83	55.27	52.66	53.97	200.86	229.47	222.64	452.27

FERRIS STATE UNIVERSITY

Student Credit Hours (SCH), Full Time Equated Faculty (FTEF) and SCH/FTEF Aggregated by University by Department within College

Department	Year	<u>Student Credit Hours</u>				<u>Full Time Equated Faculty</u>				<u>SCH/FTEF</u>			
		Summer	Fall	Spring	F + SP (a)	Summer	Fall	Spring	Avg F + SP (b)	Summer	Fall	Spring	F + SP (a / b)
<u>College of Arts and Sciences</u>													
Languages and Literature	2009-10	2,179.00	13,046.00	11,448.00	24,494.00	11.83	56.12	49.58	52.85	184.19	232.47	230.90	463.46
Mathematics	2005-06	1,076.00	10,372.00	7,627.00	17,999.00	5.24	31.44	26.47	28.95	205.24	329.90	288.14	621.62
Mathematics	2006-07	977.00	9,589.00	7,611.00	17,200.00	5.58	31.40	28.21	29.81	175.00	305.38	269.77	577.05
Mathematics	2007-08	1,023.00	10,066.00	7,497.00	17,563.00	6.75	31.04	25.09	28.07	151.65	324.26	298.82	625.78
Mathematics	2008-09	932.00	9,823.00	7,936.00	17,759.00	5.07	30.21	26.54	28.38	183.65	325.11	299.02	625.82
Mathematics	2009-10	834.00	9,621.00	7,581.00	17,202.00	5.24	28.84	23.91	26.38	159.10	333.56	317.06	652.16
Physical Sciences	2005-06	1,152.00	7,769.00	7,017.00	14,786.00	4.28	20.36	20.62	20.49	269.16	381.58	340.30	721.62
Physical Sciences	2006-07	1,222.00	8,201.00	7,012.00	15,213.00	5.53	20.67	19.28	19.97	220.78	396.82	363.75	761.72
Physical Sciences	2007-08	1,295.00	8,175.00	7,143.00	15,318.00	6.23	21.03	21.84	21.43	208.00	388.72	327.08	714.65
Physical Sciences	2008-09	1,296.00	8,604.00	7,448.00	16,052.00	6.73	22.69	22.77	22.73	192.66	379.17	327.10	706.18
Physical Sciences	2009-10	1,395.00	8,019.00	7,202.00	15,221.00	7.29	21.06	20.25	20.65	191.46	380.79	355.65	736.94
Social Sciences	2005-06	1,918.00	9,886.00	11,019.00	20,905.00	8.89	30.39	32.68	31.54	215.75	325.27	337.15	662.85
Social Sciences	2006-07	1,603.00	0.00	0.00	0.00	6.84	0.00	0.00	0.00	234.47			
Social Sciences Dept	2006-07	0.00	9,340.00	10,307.00	19,647.00	0.00	32.07	33.36	32.72		291.22	308.96	600.54
Social Sciences Dept	2007-08	1,903.00	9,385.00	10,545.00	19,930.00	10.24	30.62	32.31	31.46	185.84	306.53	326.40	633.46
Social Sciences Dept	2008-09	1,738.00	9,612.00	10,396.00	20,008.00	8.24	32.94	32.28	32.61	210.92	291.82	322.07	613.58
Social Sciences Dept	2009-10	1,552.00	9,953.00	10,417.00	20,370.00	7.19	30.66	31.72	31.19	215.99	324.63	328.39	653.08
<u>College of Business</u>													

FERRIS STATE UNIVERSITY

Student Credit Hours (SCH), Full Time Equated Faculty (FTEF) and SCH/FTEF Aggregated by University by Department within College

Department	Year	<u>Student Credit Hours</u>				<u>Full Time Equated Faculty</u>				<u>SCH/FTEF</u>			
		Summer	Fall	Spring	F + SP (a)	Summer	Fall	Spring	Avg F + SP (b)	Summer	Fall	Spring	F + SP (a / b)
<u>College of Business</u>													
Account, Finance, Info Systems	2006-07	0.00	7,161.00	7,358.00	14,519.00	0.00	24.97	24.29	24.63		286.73	302.92	589.42
Account, Finance, Info Systems	2007-08	1,821.00	7,626.00	7,260.00	14,886.00	8.00	26.87	24.33	25.60	227.63	283.76	298.40	581.43
Account, Finance, Info Systems	2008-09	1,656.00	8,109.00	7,377.00	15,486.00	8.56	26.17	25.72	25.94	193.40	309.86	286.88	596.94
Account, Finance, Info Systems	2009-10	1,759.00	7,842.00	7,628.00	15,470.00	8.18	25.00	25.75	25.38	215.12	313.68	296.20	609.63
Accountancy, Finance, Econ, & Statistics	2005-06	1,251.00	6,408.00	0.00	6,408.00	4.75	19.92	0.00	9.96	263.37	321.74		643.48
Coll of Business Graduate Prog	2006-07	0.00	552.00	0.00	552.00	0.00	3.08	0.00	1.54		179.22		358.44
College of Business Graduate Programs	2005-06	396.00	726.00	717.00	1,443.00	1.98	5.63	5.00	5.31	199.72	128.95	143.50	271.58
College of Business Graduate Programs	2006-07	519.00	0.00	0.00	0.00	3.34	0.00	0.00	0.00	155.62			
Computer Information Systems Dept	2005-06	813.00	2,988.00	6,537.00	9,525.00	3.34	12.25	23.83	18.04	243.78	243.92	274.28	527.94
Computer Information Systems Dept	2006-07	1,173.00	0.00	0.00	0.00	4.75	0.00	0.00	0.00	246.95			
Management	2005-06	1,238.00	6,371.00	9,253.00	15,624.00	3.52	21.33	27.09	24.21	351.43	298.69	341.57	645.35
Management	2006-07	1,948.00	8,467.00	9,128.00	17,595.00	8.25	27.35	27.24	27.29	236.12	309.58	335.13	644.66
Management	2007-08	2,478.00	8,839.00	9,907.00	18,746.00	10.60	26.39	30.17	28.28	233.77	334.91	328.34	662.81
Management	2008-09	2,448.00	8,842.00	9,569.00	18,411.00	12.48	28.91	30.44	29.68	196.19	305.85	314.33	620.40
Management	2009-10	2,486.00	9,374.00	9,720.00	19,094.00	14.03	29.57	30.97	30.27	177.19	317.04	313.83	630.79
Marketing	2005-06	1,397.00	5,531.00	5,851.00	11,382.00	6.95	21.61	22.80	22.21	201.13	255.95	256.57	512.54
Marketing	2006-07	1,575.00	5,805.00	5,676.00	11,481.00	6.67	22.74	22.00	22.37	236.13	255.28	258.00	513.23
Marketing	2007-08	1,170.00	5,905.00	5,553.00	11,458.00	5.25	21.85	21.33	21.59	222.86	270.30	260.30	530.72

FERRIS STATE UNIVERSITY

Student Credit Hours (SCH), Full Time Equated Faculty (FTEF) and SCH/FTEF Aggregated by University by Department within College

Department	Year	<u>Student Credit Hours</u>				<u>Full Time Equated Faculty</u>				<u>SCH/FTEF</u>			
		Summer	Fall	Spring	F + SP (a)	Summer	Fall	Spring	Avg F + SP (b)	Summer	Fall	Spring	F + SP (a / b)
<u>College of Business</u>													
Marketing	2008-09	1,311.00	5,888.00	6,043.00	11,931.00	5.75	23.30	23.15	23.22	228.00	252.70	261.04	513.71
Marketing	2009-10	1,295.00	6,182.00	5,773.00	11,955.00	7.33	23.90	22.36	23.13	176.59	258.66	258.18	516.86
Sports, Entertain, Hospt. Mgmt	2006-07	0.00	282.00	1,223.00	1,505.00	0.00	1.00	5.73	3.36		282.00	213.52	447.40
Sports, Entertain, Hospt. Mgmt	2007-08	624.00	1,502.00	1,364.00	2,866.00	3.33	6.02	5.30	5.66	187.39	249.61	257.23	506.36
Sports, Entertain, Hospt. Mgmt	2008-09	633.00	1,716.00	1,459.00	3,175.00	6.83	5.72	5.34	5.53	92.68	299.83	273.29	574.04
Sports, Entertain, Hospt. Mgmt	2009-10	655.00	1,746.00	1,588.00	3,334.00	5.41	6.77	7.04	6.90	121.07	258.01	225.73	483.11
<u>College of Education & Human Serv</u>													
Criminal Justice	2005-06	1,333.00	4,350.00	4,496.00	8,846.00	7.18	18.29	20.68	19.49	185.61	237.77	217.36	453.87
Criminal Justice	2006-07	1,501.00	0.00	0.00	0.00	9.48	0.00	0.00	0.00	158.33			
Recreation Leisure Services & Wellness	2005-06	223.00	1,294.00	1,147.00	2,441.00	1.70	4.56	5.35	4.96	131.51	283.63	214.21	492.30
Recreation Leisure Services & Wellness	2006-07	229.00	0.00	0.00	0.00	1.42	0.00	0.00	0.00	160.89			
School of Education	2005-06	2,430.00	6,548.00	5,912.00	12,460.00	13.64	33.76	32.93	33.34	178.13	193.97	179.54	373.70
School of Education	2006-07	2,473.00	0.00	0.00	0.00	13.33	0.00	0.00	0.00	185.57			
Television Production	2005-06	258.00	1,016.00	890.00	1,906.00	0.85	6.45	6.01	6.23	303.53	157.59	148.09	306.01
Television Production	2006-07	258.00	0.00	0.00	0.00	1.93	0.00	0.00	0.00	133.68			
<u>College of Education-Human Ser</u>													
Criminal Justice	2006-07	0.00	5,139.00	5,037.00	10,176.00	0.00	21.89	24.25	23.07		234.71	207.70	441.03

FERRIS STATE UNIVERSITY

Student Credit Hours (SCH), Full Time Equated Faculty (FTEF) and SCH/FTEF Aggregated by University by Department within College

Department	Year	<u>Student Credit Hours</u>				<u>Full Time Equated Faculty</u>				<u>SCH/FTEF</u>			
		Summer	Fall	Spring	F + SP (a)	Summer	Fall	Spring	Avg F + SP (b)	Summer	Fall	Spring	F + SP (a / b)
<u>College of Education-Human Ser</u>													
Criminal Justice	2007-08	1,715.00	5,313.00	5,392.00	10,705.00	12.69	26.41	27.63	27.02	135.17	201.19	195.15	396.20
Criminal Justice	2008-09	1,791.00	5,896.00	5,906.00	11,802.00	11.32	27.29	27.52	27.41	158.22	216.02	214.62	430.63
Criminal Justice	2009-10	1,855.00	6,557.00	6,945.00	13,502.00	14.66	27.06	27.73	27.40	126.54	242.27	250.41	492.77
Recreation, Leisure Serv-Well	2006-07	0.00	1,311.00	1,170.00	2,481.00	0.00	5.39	5.33	5.36		243.08	219.56	462.78
Recreation, Leisure Serv-Well	2007-08	186.00	1,132.00	1,096.00	2,228.00	1.52	6.00	5.20	5.60	122.37	188.66	210.62	397.72
Recreation, Leisure Serv-Well	2008-09	202.00	1,358.00	1,101.00	2,459.00	1.91	6.36	4.85	5.60	105.76	213.59	227.20	438.96
Recreation, Leisure Serv-Well	2009-10	84.00	1,239.00	1,006.00	2,245.00	0.51	5.99	5.00	5.49	165.71	206.90	201.40	408.80
School of Education Dept	2006-07	0.00	6,047.00	5,692.00	11,739.00	0.00	29.00	30.31	29.65		208.55	187.78	395.87
School of Education Dept	2007-08	2,069.00	5,171.00	4,606.00	9,777.00	11.77	29.19	30.65	29.92	175.79	177.12	150.29	326.76
School of Education Dept	2008-09	1,831.00	4,577.00	4,189.00	8,766.00	7.53	27.76	31.10	29.43	243.16	164.85	134.70	297.84
School of Education Dept	2009-10	1,940.00	4,486.00	4,112.00	8,598.00	13.64	23.91	27.35	25.63	142.20	187.60	150.34	335.44
Television Production	2006-07	0.00	743.00	748.00	1,491.00	0.00	5.01	5.88	5.44		148.30	127.21	273.83
Television Production	2007-08	276.00	901.00	713.00	1,614.00	2.83	5.75	4.50	5.13	97.53	156.70	158.44	314.93
Television Production	2008-09	249.00	838.00	761.00	1,599.00	2.78	6.18	6.17	6.17	89.57	135.60	123.34	258.95
Television Production	2009-10	210.00	751.00	710.00	1,461.00	1.63	5.83	4.83	5.33	128.83	128.74	147.00	274.02
<u>College of Optometry</u>													
Optometry	2005-06	476.00	2,145.00	2,343.00	4,488.00	11.75	16.65	16.74	16.69	40.51	128.83	139.99	268.85
Optometry	2006-07	448.00	0.00	0.00	0.00	11.75	0.00	0.00	0.00	38.13			

FERRIS STATE UNIVERSITY

Student Credit Hours (SCH), Full Time Equated Faculty (FTEF) and SCH/FTEF Aggregated by University by Department within College

Department	Year	<u>Student Credit Hours</u>				<u>Full Time Equated Faculty</u>				<u>SCH/FTEF</u>			
		Summer	Fall	Spring	F + SP (a)	Summer	Fall	Spring	Avg F + SP (b)	Summer	Fall	Spring	F + SP (a / b)
<u>College of Pharmacy</u>													
Pharmacy	2005-06	1,806.00	7,243.00	6,929.00	14,172.00	35.40	37.94	36.56	37.25	51.02	190.89	189.51	380.43
Pharmacy	2006-07	2,130.00	7,318.00	7,459.50	14,777.50	12.60	40.30	39.65	39.97	169.05	181.59	188.14	369.67
Pharmacy	2007-08	1,927.00	7,814.50	7,841.50	15,656.00	33.10	40.50	40.07	40.29	58.22	192.95	195.69	388.63
Pharmacy	2008-09	2,599.50	7,993.50	7,618.00	15,611.50	32.60	33.60	36.75	35.17	79.74	237.90	207.29	443.83
Pharmacy	2009-10	2,332.50	8,499.50	8,274.50	16,774.00	30.00	36.88	38.54	37.71	77.75	230.46	214.71	444.82
<u>College of Prof-Tech Studies</u>													
Professional-Tech Studies	2006-07	0.00	1,299.00	1,516.00	2,815.00	0.00	7.21	8.41	7.81		180.21	180.32	360.53
Professional-Tech Studies	2007-08	182.00	1,468.00	1,309.00	2,777.00	4.50	8.40	8.65	8.53	40.40	174.74	151.26	325.66
Professional-Tech Studies	2008-09	99.00	1,536.00	1,201.00	2,737.00	4.63	9.17	7.90	8.53	21.38	167.56	152.03	320.74
Professional-Tech Studies	2009-10	251.00	1,363.00	1,138.00	2,501.00	5.00	9.55	7.68	8.61	50.20	142.72	148.27	290.39
<u>College of Profess & Tech Studies</u>													
Professional & Technological Studies	2005-06	60.00	981.00	810.00	1,791.00	1.00	6.26	5.25	5.76	60.00	156.71	154.29	311.21
Professional & Technological Studies	2006-07	168.00	0.00	0.00	0.00	1.92	0.00	0.00	0.00	87.50			
<u>College of Technology</u>													
Arch Tech-Facilities Mgmt	2006-07	0.00	1,511.00	1,306.00	2,817.00	0.00	6.80	7.15	6.98		222.13	182.66	403.80
Arch Tech-Facilities Mgmt	2007-08	96.00	1,413.00	1,382.00	2,795.00	0.84	5.73	6.75	6.24	114.29	246.74	204.74	448.04
Arch Tech-Facilities Mgmt	2008-09	141.00	1,429.00	0.00	1,429.00	0.92	6.77	0.00	3.38	153.26	211.08		422.16
Architectural Tech & Facilities Mgmt	2005-06	44.00	1,171.00	1,071.00	2,242.00	0.31	4.49	5.83	5.16	141.94	260.74	183.70	434.45

FERRIS STATE UNIVERSITY

Student Credit Hours (SCH), Full Time Equated Faculty (FTEF) and SCH/FTEF Aggregated by University by Department within College

Department	Year	<u>Student Credit Hours</u>				<u>Full Time Equated Faculty</u>				<u>SCH/FTEF</u>			
		Summer	Fall	Spring	F + SP (a)	Summer	Fall	Spring	Avg F + SP (b)	Summer	Fall	Spring	F + SP (a / b)
<u>College of Technology</u>													
Architectural Tech & Facilities Mgmt	2006-07	116.00	0.00	0.00	0.00	0.92	0.00	0.00	0.00	126.09			
Automotive	2005-06	850.00	4,254.00	4,091.00	8,345.00	8.41	23.55	26.13	24.84	101.07	180.67	156.56	335.98
Automotive	2006-07	756.00	3,401.00	3,243.00	6,644.00	7.82	20.09	21.49	20.79	96.71	169.31	150.91	319.60
Automotive	2007-08	679.00	2,905.00	2,851.00	5,756.00	3.78	18.01	17.33	17.67	179.46	161.30	164.51	325.75
Automotive	2008-09	623.00	2,341.00	0.00	2,341.00	4.52	14.50	0.00	7.25	137.68	161.45		322.90
Construction Tech-Mgmt	2006-07	0.00	2,773.00	2,959.00	5,732.00	0.00	10.27	12.71	11.49		270.01	232.72	498.76
Construction Tech-Mgmt	2007-08	93.00	3,017.00	2,967.00	5,984.00	0.75	12.03	12.80	12.41	124.00	250.85	231.82	482.08
Construction Tech-Mgmt	2008-09	96.00	3,004.00	0.00	3,004.00	0.50	12.60	0.00	6.30	192.00	238.41		476.83
Construction Technology & Management	2005-06	64.00	2,994.00	2,735.00	5,729.00	0.66	10.83	12.96	11.89	96.97	276.50	211.03	481.67
Construction Technology & Management	2006-07	26.00	0.00	0.00	0.00	0.33	0.00	0.00	0.00	78.79			
EET-CNS	2006-07	0.00	1,514.00	1,334.00	2,848.00	0.00	8.72	8.89	8.81		173.55	150.06	323.38
EET-CNS	2007-08	92.00	1,376.00	1,329.00	2,705.00	0.33	8.60	8.28	8.44	278.79	159.98	160.51	320.47
EET-CNS	2008-09	116.00	1,235.00	0.00	1,235.00	0.67	8.21	0.00	4.11	173.13	150.40		300.80
Electronics/CNS	2005-06	84.00	1,586.00	1,507.00	3,093.00	0.67	8.65	8.50	8.58	125.37	183.31	177.29	360.65
Electronics/CNS	2006-07	112.00	0.00	0.00	0.00	0.67	0.00	0.00	0.00	167.16			
HVACR	2005-06	166.00	1,547.00	1,195.00	2,742.00	0.83	8.05	8.64	8.34	200.00	192.25	138.31	328.65
HVACR	2006-07	310.00	0.00	0.00	0.00	1.83	0.00	0.00	0.00	169.40			

FERRIS STATE UNIVERSITY

Student Credit Hours (SCH), Full Time Equated Faculty (FTEF) and SCH/FTEF Aggregated by University by Department within College

Department	Year	<u>Student Credit Hours</u>				<u>Full Time Equated Faculty</u>				<u>SCH/FTEF</u>			
		Summer	Fall	Spring	F + SP (a)	Summer	Fall	Spring	Avg F + SP (b)	Summer	Fall	Spring	F + SP (a / b)
<u>College of Technology</u>													
HVARC	2006-07	0.00	1,629.00	1,550.00	3,179.00	0.00	11.84	10.87	11.36		137.58	142.58	279.96
HVARC	2007-08	319.00	1,992.00	1,612.00	3,604.00	3.62	10.18	9.67	9.92	88.12	195.74	166.70	363.18
HVARC	2008-09	292.00	1,640.00	0.00	1,640.00	7.00	10.09	0.00	5.04	41.71	162.55		325.10
Heavy Equipment	2005-06	152.00	956.00	690.00	1,646.00	0.95	5.33	4.17	4.75	160.00	179.36	165.47	346.53
Heavy Equipment	2006-07	140.00	848.00	751.00	1,599.00	1.34	5.51	4.17	4.84	104.48	153.90	180.10	330.37
Heavy Equipment	2007-08	140.00	762.00	769.00	1,531.00	1.34	5.84	5.34	5.59	104.48	130.48	144.01	273.88
Heavy Equipment	2008-09	164.00	888.00	0.00	888.00	2.01	6.06	0.00	3.03	81.59	146.53		293.07
Manufacturing Eng Tech	2006-07	0.00	2,395.00	1,990.00	4,385.00	0.00	12.70	11.68	12.19		188.63	170.35	359.74
Manufacturing Eng Tech	2007-08	220.00	2,410.00	1,824.00	4,234.00	1.68	13.08	11.67	12.38	130.95	184.28	156.25	342.11
Manufacturing Eng Tech	2008-09	225.00	2,219.00	0.00	2,219.00	1.51	12.35	0.00	6.17	149.01	179.68		359.35
Manufacturing Engineering Technology	2005-06	182.00	2,447.00	2,033.00	4,480.00	0.95	10.62	13.01	11.82	191.58	230.31	156.26	379.10
Manufacturing Engineering Technology	2006-07	203.00	0.00	0.00	0.00	1.84	0.00	0.00	0.00	110.33			
Mechanical Design	2005-06	110.00	1,859.00	1,764.00	3,623.00	0.56	9.71	10.91	10.31	196.43	191.40	161.69	351.36
Mechanical Design	2006-07	80.00	1,801.00	1,467.00	3,268.00	0.67	11.12	11.40	11.26	119.40	162.00	128.67	290.25
Mechanical Design	2007-08	91.00	1,698.00	1,446.00	3,144.00	0.92	10.10	9.94	10.02	98.91	168.20	145.47	313.85
Mechanical Design	2008-09	128.00	1,844.00	0.00	1,844.00	1.00	9.51	0.00	4.75	128.00	193.97		387.94
Plastics and Rubber	2005-06	259.00	795.00	842.00	1,637.00	1.54	6.89	7.90	7.39	168.18	115.40	106.62	221.42
Plastics and Rubber	2006-07	238.00	0.00	0.00	0.00	2.68	0.00	0.00	0.00	88.67			

FERRIS STATE UNIVERSITY

Student Credit Hours (SCH), Full Time Equated Faculty (FTEF) and SCH/FTEF Aggregated by University by Department within College

Department	Year	<u>Student Credit Hours</u>				<u>Full Time Equated Faculty</u>				<u>SCH/FTEF</u>			
		Summer	Fall	Spring	F + SP (a)	Summer	Fall	Spring	Avg F + SP (b)	Summer	Fall	Spring	F + SP (a / b)
<u>College of Technology</u>													
Plastics-Rubber	2006-07	0.00	732.00	944.00	1,676.00	0.00	7.24	6.75	6.99		101.12	139.92	239.68
Plastics-Rubber	2007-08	203.00	812.00	892.00	1,704.00	1.99	6.63	7.00	6.82	102.01	122.41	127.43	249.98
Plastics-Rubber	2008-09	288.00	785.00	0.00	785.00	2.94	6.38	0.00	3.19	97.96	123.06		246.12
Printing & Imaging Technology Mgmt	2005-06	187.00	1,005.00	956.00	1,961.00	1.17	6.28	6.14	6.21	159.83	160.03	155.70	315.78
Printing & Imaging Technology Mgmt	2006-07	177.00	0.00	0.00	0.00	1.17	0.00	0.00	0.00	151.28			
Printing-Imaging Tech Mgmt	2006-07	0.00	812.00	909.00	1,721.00	0.00	5.96	7.41	6.68		136.24	122.67	257.44
Printing-Imaging Tech Mgmt	2007-08	150.00	802.00	558.00	1,360.00	1.17	5.78	5.00	5.39	128.21	138.81	111.60	252.37
Printing-Imaging Tech Mgmt	2008-09	173.00	695.00	0.00	695.00	1.42	5.61	0.00	2.80	121.83	123.89		247.77
Surveying	2005-06	93.00	797.00	1,107.00	1,904.00	0.52	5.35	6.49	5.92	177.91	148.85	170.51	321.43
Surveying	2006-07	84.00	898.00	1,183.00	2,081.00	1.38	5.75	5.81	5.78	60.87	156.17	203.60	360.02
Surveying	2007-08	60.00	821.00	978.00	1,799.00	0.50	5.44	6.59	6.02	120.00	150.80	148.49	299.07
Surveying	2008-09	42.00	837.00	0.00	837.00	4.00	5.27	0.00	2.64	10.50	158.77		317.55
Welding Eng Tech	2006-07	0.00	1,090.00	842.00	1,932.00	0.00	5.69	5.80	5.74		191.56	145.17	336.29
Welding Eng Tech	2007-08	120.00	1,299.00	966.00	2,265.00	0.67	6.89	6.18	6.53	179.10	188.53	156.31	346.60
Welding Eng Tech	2008-09	108.00	1,275.00	0.00	1,275.00	0.60	5.71	0.00	2.85	180.00	223.36		446.73
Welding Engineering Technology	2005-06	116.00	1,300.00	940.00	2,240.00	0.67	4.76	5.73	5.24	173.13	273.32	163.97	427.11
Welding Engineering Technology	2006-07	116.00	0.00	0.00	0.00	0.67	0.00	0.00	0.00	173.13			

FERRIS STATE UNIVERSITY

Student Credit Hours (SCH), Full Time Equated Faculty (FTEF) and SCH/FTEF Aggregated by University by Department within College

Department	Year	Student Credit Hours				Full Time Equated Faculty				SCH/FTEF			
		Summer	Fall	Spring	F + SP (a)	Summer	Fall	Spring	Avg F + SP (b)	Summer	Fall	Spring	F + SP (a / b)
<u>Kendall College of Art & Design</u>													
Design Studies	2005-06	888.00	5,421.00	5,142.00	10,563.00	15.65	46.39	47.71	47.05	56.73	116.86	107.78	224.51
Design Studies	2006-07	900.00	0.00	0.00	0.00	11.50	0.00	0.00	0.00	78.29			
Fine Arts/Foundation	2005-06	192.00	2,687.00	2,532.00	5,219.00	4.53	22.42	23.21	22.82	42.38	119.85	109.07	228.73
Fine Arts/Foundation	2006-07	126.00	0.00	0.00	0.00	2.67	0.00	0.00	0.00	47.21			
Liberal Arts & Sciences	2005-06	957.00	3,610.00	3,169.00	6,779.00	8.02	17.04	16.72	16.88	119.38	211.83	189.56	401.60
Liberal Arts & Sciences	2006-07	736.00	0.00	0.00	0.00	13.26	0.00	0.00	0.00	55.51			
<u>Kendall College of Art-Design</u>													
Design Studies	2006-07	0.00	5,067.00	5,022.00	10,089.00	0.00	45.48	49.12	47.30		111.42	102.25	213.31
Design Studies	2007-08	735.00	5,133.00	5,213.00	10,346.00	7.54	47.10	43.42	45.26	97.54	108.99	120.07	228.61
Design Studies	2008-09	721.00	5,721.00	5,528.00	11,249.00	7.05	49.82	51.22	50.52	102.27	114.83	107.93	222.66
Design Studies	2009-10	657.00	5,876.00	6,117.00	11,993.00	6.21	53.93	55.56	54.75	105.80	108.95	110.10	219.06
Fine Arts-Foundation	2006-07	0.00	3,171.00	2,982.00	6,153.00	0.00	28.92	27.64	28.28		109.66	107.90	217.60
Fine Arts-Foundation	2007-08	219.00	3,819.00	3,384.00	7,203.00	2.95	32.98	28.14	30.56	74.36	115.80	120.26	235.70
Fine Arts-Foundation	2008-09	352.00	4,332.00	3,846.00	8,178.00	3.64	37.03	36.72	36.87	96.70	116.99	104.74	221.78
Fine Arts-Foundation	2009-10	291.00	4,529.00	3,915.00	8,444.00	3.63	38.42	36.75	37.58	80.17	117.88	106.54	224.67
Liberal Arts-Sci-Arts History	2006-07	0.00	3,582.00	3,180.00	6,762.00	0.00	18.41	16.21	17.31		194.55	196.22	390.66
Liberal Arts-Sci-Arts History	2007-08	863.00	3,893.00	3,824.00	7,717.00	5.04	18.31	16.82	17.56	171.40	212.67	227.30	439.35
Liberal Arts-Sci-Arts History	2008-09	1,071.00	4,566.00	3,932.00	8,498.00	6.85	20.49	19.75	20.12	156.35	222.82	199.09	422.35

FERRIS STATE UNIVERSITY

Student Credit Hours (SCH), Full Time Equated Faculty (FTEF) and SCH/FTEF Aggregated by University by Department within College

Department	Year	<u>Student Credit Hours</u>				<u>Full Time Equated Faculty</u>				<u>SCH/FTEF</u>			
		Summer	Fall	Spring	F + SP (a)	Summer	Fall	Spring	Avg F + SP (b)	Summer	Fall	Spring	F + SP (a / b)
<u>Kendall College of Art-Design</u>													
Liberal Arts-Sci-Arts History	2009-10	1,062.00	4,581.00	4,186.00	8,767.00	7.68	19.79	20.34	20.06	138.26	231.52	205.84	437.00
<u>Michigan College of Optometry</u>													
MI College of Optometry	2006-07	0.00	2,459.00	2,432.00	4,891.00	0.00	17.60	19.26	18.43		139.76	126.28	265.42
MI College of Optometry	2007-08	838.00	2,572.00	2,446.00	5,018.00	15.01	19.36	20.20	19.78	55.84	132.87	121.09	253.71
MI College of Optometry	2008-09	1,056.00	2,625.00	2,537.00	5,162.00	16.51	19.55	20.41	19.98	63.97	134.24	124.30	258.33
MI College of Optometry	2009-10	1,042.00	2,605.00	2,517.00	5,122.00	17.01	19.56	19.74	19.65	61.27	133.20	127.53	260.71
<u>University College</u>													
Developmental Programs & Curriculum	2005-06	170.00	4,074.00	971.00	5,045.00	2.00	16.68	5.98	11.33	85.00	244.29	162.37	445.33
Developmental Programs & Curriculum	2006-07	43.00	0.00	0.00	0.00	0.00	0.00	0.00	0.00				
Developmental Progs-Curr	2006-07	0.00	3,436.00	769.00	4,205.00	0.00	13.20	4.48	8.84		260.30	171.65	475.68
Developmental Progs-Curr	2007-08	17.00	3,738.00	926.00	4,664.00	0.00	15.62	4.78	10.20		239.27	193.88	457.29
Developmental Progs-Curr	2008-09	41.00	3,825.00	957.00	4,782.00	0.00	16.53	4.90	10.72		231.34	195.39	446.24
Developmental Progs-Curr	2009-10	74.00	3,819.00	1,091.00	4,910.00	0.08	15.18	5.23	10.21	925.00	251.53	208.60	481.06

FERRIS STATE UNIVERSITY

Student Credit Hours (SCH), Full Time Equated Faculty (FTEF) and SCH/FTEF Aggregated by Course Prefix within College and Department

Prefix	Year	<u>Student Credit Hours</u>				<u>Full Time Equated Faculty</u>				<u>SCH/FTEF</u>			
		Summer	Fall	Spring	F + SP (a)	Summer	Fall	Spring	Avg F + SP (b)	Summer	Fall	Spring	F + SP (a / b)
<u>Coll of Engineering Technology</u>													
<u>Arch Tech-Facilities Mgmt</u>													
ARCH	2008-09	0.00	0.00	692.00	692.00	0.00	0.00	3.01	1.51			229.76	459.53
ARCH	2009-10	0.00	842.00	599.00	1,441.00	0.00	4.67	3.53	4.10		180.32	169.73	351.52
FMAN	2008-09	0.00	0.00	474.00	474.00	0.00	0.00	1.51	0.75			314.28	628.56
FMAN	2009-10	107.00	524.00	384.00	908.00	0.92	1.50	1.86	1.68	116.30	348.52	206.35	539.77
<u>Automotive</u>													
AMGT	2008-09	0.00	0.00	592.00	592.00	0.00	0.00	3.00	1.50			197.33	394.67
AMGT	2009-10	135.00	377.00	499.00	876.00	0.92	2.38	3.00	2.69	146.26	158.74	166.33	325.95
AUTO	2008-09	0.00	0.00	1,589.00	1,589.00	0.00	0.00	11.73	5.86			135.46	270.93
AUTO	2009-10	108.00	1,147.00	1,279.00	2,426.00	1.17	9.40	10.00	9.70	92.31	121.99	127.90	250.07
<u>Construction Tech-Mgmt</u>													
BCTM	2008-09	0.00	0.00	354.00	354.00	0.00	0.00	1.93	0.97			183.10	366.21
BCTM	2009-10	0.00	315.00	213.00	528.00	0.00	1.39	1.12	1.25		226.64	190.66	421.21
CETM	2008-09	0.00	0.00	135.00	135.00	0.00	0.00	0.60	0.30			225.71	451.41
CETM	2009-10	0.00	177.00	143.00	320.00	0.00	0.72	0.83	0.77		246.80	172.65	414.12
CONM	2008-09	0.00	0.00	2,410.00	2,410.00	0.00	0.00	10.71	5.36			224.93	449.85
CONM	2009-10	96.00	2,263.00	2,229.00	4,492.00	0.52	9.31	9.55	9.43	183.65	243.08	233.32	476.28
<u>EET-CNS</u>													
ECNS	2008-09	0.00	0.00	340.00	340.00	0.00	0.00	2.47	1.24			137.52	275.03
ECNS	2009-10	0.00	254.00	247.00	501.00	0.00	1.38	2.16	1.77		184.73	114.27	283.32
EEET	2008-09	0.00	0.00	994.00	994.00	0.00	0.00	5.50	2.75			180.81	361.61

FERRIS STATE UNIVERSITY

Student Credit Hours (SCH), Full Time Equated Faculty (FTEF) and SCH/FTEF Aggregated by Course Prefix within College and Department

Prefix	Year	<u>Student Credit Hours</u>				<u>Full Time Equated Faculty</u>				<u>SCH/FTEF</u>			
		Summer	Fall	Spring	F + SP (a)	Summer	Fall	Spring	Avg F + SP (b)	Summer	Fall	Spring	F + SP (a / b)
<u>Coll of Engineering Technology</u>													
<u>EET-CNS</u>													
EEET	2009-10	88.00	1,021.00	1,031.00	2,052.00	0.67	6.52	5.90	6.21	131.34	156.48	174.79	330.34
<u>HVACR</u>													
HVAC	2008-09	0.00	0.00	1,481.00	1,481.00	0.00	0.00	9.11	4.55			162.57	325.14
HVAC	2009-10	294.00	1,962.00	1,690.00	3,652.00	2.87	10.20	9.94	10.07	102.55	192.37	170.02	362.68
<u>Heavy Equipment</u>													
HEQT	2008-09	0.00	0.00	618.00	618.00	0.00	0.00	3.84	1.92			161.11	322.22
HEQT	2009-10	112.00	670.00	550.00	1,220.00	1.34	4.07	2.73	3.40	83.58	164.48	201.13	358.40
HSET	2008-09	0.00	0.00	268.00	268.00	0.00	0.00	1.43	0.72			186.88	373.76
HSET	2009-10	64.00	148.00	188.00	336.00	0.67	0.80	1.17	0.99	95.52	184.63	160.55	340.68
<u>Manufacturing Eng Tech</u>													
MATL	2008-09	0.00	0.00	300.00	300.00	0.00	0.00	1.09	0.54			275.23	550.46
MATL	2009-10	0.00	724.00	308.00	1,032.00	0.00	2.00	1.12	1.56		361.40	275.00	660.83
MFGE	2008-09	0.00	0.00	1,195.00	1,195.00	0.00	0.00	7.24	3.62			165.02	330.03
MFGE	2009-10	102.00	1,226.00	1,267.00	2,493.00	0.84	5.68	7.74	6.71	121.43	215.93	163.66	371.54
MFGT	2008-09	0.00	0.00	296.00	296.00	0.00	0.00	3.46	1.73			85.59	171.18
MFGT	2009-10	4.00	264.00	339.00	603.00	0.17	3.24	3.20	3.22	23.53	81.51	105.89	187.26
<u>Mechanical Design</u>													
CDTD	2008-09	0.00	0.00	349.00	349.00	0.00	0.00	3.01	1.51			115.89	231.78
CDTD	2009-10	0.00	302.00	283.00	585.00	0.00	2.21	3.00	2.60		136.79	94.33	224.66

FERRIS STATE UNIVERSITY

Student Credit Hours (SCH), Full Time Equated Faculty (FTEF) and SCH/FTEF Aggregated by Course Prefix within College and Department

Prefix	Year	<u>Student Credit Hours</u>				<u>Full Time Equated Faculty</u>				<u>SCH/FTEF</u>			
		Summer	Fall	Spring	F + SP (a)	Summer	Fall	Spring	Avg F + SP (b)	Summer	Fall	Spring	F + SP (a / b)
<u>Coll of Engineering Technology</u>													
<u>Mechanical Design</u>													
ETEC	2008-09	0.00	0.00	144.00	144.00	0.00	0.00	0.68	0.34			212.21	424.42
ETEC	2009-10	0.00	288.00	45.00	333.00	0.00	1.55	0.33	0.94		186.20	135.00	354.24
MECH	2008-09	0.00	0.00	894.00	894.00	0.00	0.00	4.08	2.04			219.12	438.24
MECH	2009-10	56.00	943.00	901.00	1,844.00	0.67	3.68	3.11	3.40	83.58	256.00	289.71	542.86
PDET	2008-09	0.00	0.00	375.00	375.00	0.00	0.00	2.23	1.11			168.16	336.32
PDET	2009-10	0.00	362.00	299.00	661.00	0.00	1.64	2.25	1.94		221.22	132.89	340.16
<u>Plastics-Rubber</u>													
PLTS	2008-09	0.00	0.00	769.00	769.00	0.00	0.00	6.11	3.06			125.86	251.72
PLTS	2009-10	167.00	639.00	768.00	1,407.00	1.34	4.39	4.67	4.53	124.81	145.72	164.57	310.88
RUBR	2008-09	0.00	0.00	48.00	48.00	0.00	0.00	1.00	0.50			48.00	96.00
RUBR	2009-10	10.00	86.00	82.00	168.00	0.67	1.94	1.00	1.47	14.93	44.23	82.00	114.11
<u>Printing-Imaging Tech Mgmt</u>													
NMPP	2008-09	0.00	0.00	70.00	70.00	0.00	0.00	0.59	0.29			119.51	239.02
NMPP	2009-10	0.00	123.00	39.00	162.00	0.00	0.94	0.48	0.71		130.94	80.94	227.97
PHOT	2008-09	0.00	0.00	150.00	150.00	0.00	0.00	0.60	0.30			250.00	500.00
PHOT	2009-10	51.00	72.00	150.00	222.00	0.25	0.33	0.46	0.40	204.00	216.00	325.00	558.58
PMGT	2008-09	0.00	0.00	131.00	131.00	0.00	0.00	1.37	0.68			95.85	191.71
PMGT	2009-10	48.00	74.00	47.00	121.00	0.67	1.19	0.95	1.07	71.64	62.16	49.47	113.06
PTEC	2008-09	0.00	0.00	251.00	251.00	0.00	0.00	2.11	1.06			118.72	237.43
PTEC	2009-10	0.00	254.00	300.00	554.00	0.00	2.06	2.11	2.08		123.26	142.41	265.88

FERRIS STATE UNIVERSITY

Student Credit Hours (SCH), Full Time Equated Faculty (FTEF) and SCH/FTEF Aggregated by Course Prefix within College and Department

Prefix	Year	<u>Student Credit Hours</u>				<u>Full Time Equated Faculty</u>				<u>SCH/FTEF</u>			
		Summer	Fall	Spring	F + SP (a)	Summer	Fall	Spring	Avg F + SP (b)	Summer	Fall	Spring	F + SP (a / b)
<u>Coll of Engineering Technology</u>													
<u>Surveying</u>													
CENG	2008-09	0.00	0.00	280.00	280.00	0.00	0.00	1.54	0.77			181.63	363.25
CENG	2009-10	0.00	74.00	328.00	402.00	0.00	0.75	1.80	1.27		98.67	182.59	315.75
GISC	2008-09	0.00	0.00	165.00	165.00	0.00	0.00	1.00	0.50			165.00	330.00
GISC	2009-10	75.00	198.00	225.00	423.00	1.25	1.08	1.35	1.21	60.00	183.95	166.30	348.25
SURE	2008-09	0.00	0.00	643.00	643.00	0.00	0.00	4.38	2.19			146.72	293.45
SURE	2009-10	0.00	639.00	488.00	1,127.00	0.00	4.35	3.11	3.73		146.76	156.85	301.92
<u>Welding Eng Tech</u>													
WELD	2008-09	0.00	0.00	1,033.00	1,033.00	0.00	0.00	5.97	2.98			173.03	346.06
WELD	2009-10	284.00	1,325.00	966.00	2,291.00	1.78	5.34	5.79	5.56	159.55	248.21	166.79	411.68

FERRIS STATE UNIVERSITY

Student Credit Hours (SCH), Full Time Equated Faculty (FTEF) and SCH/FTEF Aggregated by Course Prefix within College and Department

Prefix	Year	<u>Student Credit Hours</u>				<u>Full Time Equated Faculty</u>				<u>SCH/FTEF</u>			
		Summer	Fall	Spring	F + SP (a)	Summer	Fall	Spring	Avg F + SP (b)	Summer	Fall	Spring	F + SP (a / b)
<u>College of Allied Health</u>													
<u>Clinical Lab-Resp Care-Hlth Ad</u>													
CAHS	2006-07	0.00	0.00	141.00	141.00	0.00	0.00	0.50	0.25			282.00	564.00
CAHS	2007-08	0.00	72.00	93.00	165.00	0.00	0.50	0.50	0.50		144.00	186.00	330.00
CAHS	2008-09	0.00	117.00	159.00	276.00	0.00	0.50	0.75	0.63		234.00	212.00	441.60
CAHS	2009-10	39.00	273.00	576.00	849.00	0.25	0.90	2.44	1.67	156.00	303.33	235.58	507.62
CCHS	2006-07	0.00	1,432.00	1,178.00	2,610.00	0.00	5.16	4.08	4.62		277.45	288.42	564.59
CCHS	2007-08	348.00	1,430.00	1,206.00	2,636.00	1.30	5.54	2.96	4.25	266.87	258.06	406.95	619.87
CCHS	2008-09	463.00	1,839.00	1,620.00	3,459.00	1.91	5.14	4.51	4.82	242.41	358.06	358.93	716.94
CCHS	2009-10	468.00	1,857.00	2,341.00	4,198.00	2.60	5.28	7.97	6.63	179.75	351.45	293.75	633.51
CLLS	2006-07	0.00	637.00	690.00	1,327.00	0.00	3.50	3.77	3.63		182.00	183.02	365.06
CLLS	2007-08	354.00	588.00	632.00	1,220.00	1.58	3.09	3.33	3.21	223.77	190.60	189.85	380.42
CLLS	2008-09	351.00	604.00	611.00	1,215.00	1.65	3.67	2.92	3.29	212.73	164.58	209.55	368.98
CLLS	2009-10	407.00	605.00	716.00	1,321.00	2.39	3.58	3.29	3.43	170.29	169.04	217.59	384.60
EHSM	2006-07	0.00	256.00	395.00	651.00	0.00	0.94	2.18	1.56		271.81	181.17	417.02
EHSM	2007-08	325.00	554.00	393.00	947.00	1.80	1.84	1.29	1.56	180.16	301.19	305.58	605.99
EHSM	2008-09	328.00	626.00	690.00	1,316.00	1.36	2.28	2.21	2.25	241.37	274.14	311.92	585.46
EHSM	2009-10	429.00	714.00	0.00	714.00	2.06	2.04	0.00	1.02	207.79	349.29		698.58
HCSA	2006-07	0.00	1,531.00	1,994.00	3,525.00	0.00	6.40	6.92	6.66		239.25	288.28	529.44
HCSA	2007-08	929.00	1,635.00	2,024.00	3,659.00	3.37	5.56	6.31	5.94	276.08	293.99	320.76	616.43
HCSA	2008-09	906.00	1,914.00	2,050.00	3,964.00	4.01	6.53	6.17	6.35	225.68	293.17	332.03	624.12
HCSA	2009-10	1,259.00	1,945.00	2,405.00	4,350.00	6.28	6.80	8.78	7.79	200.34	286.17	273.97	558.58
MRIS	2006-07	0.00	1,080.00	1,296.00	2,376.00	0.00	4.34	5.94	5.14		248.67	218.30	462.27
MRIS	2007-08	671.00	1,209.00	1,269.00	2,478.00	4.68	5.45	5.26	5.36	143.48	221.69	241.17	462.51
MRIS	2008-09	595.00	1,265.00	1,316.00	2,581.00	4.35	5.28	5.28	5.28	136.71	239.57	249.24	488.81
MRIS	2009-10	627.00	1,587.00	1,669.00	3,256.00	5.28	6.30	6.26	6.28	118.75	251.92	266.61	518.48

FERRIS STATE UNIVERSITY

Student Credit Hours (SCH), Full Time Equated Faculty (FTEF) and SCH/FTEF Aggregated by Course Prefix within College and Department

Prefix	Year	<u>Student Credit Hours</u>				<u>Full Time Equated Faculty</u>				<u>SCH/FTEF</u>			
		Summer	Fall	Spring	F + SP (a)	Summer	Fall	Spring	Avg F + SP (b)	Summer	Fall	Spring	F + SP (a / b)
<u>College of Allied Health</u>													
<u>Clinical Lab-Resp Care-Hlth Ad</u>													
RESP	2006-07	0.00	1,231.00	1,217.00	2,448.00	0.00	6.27	6.20	6.23		196.39	196.29	392.68
RESP	2007-08	1,020.00	1,243.00	1,166.00	2,409.00	4.46	6.71	6.37	6.54	228.44	185.15	183.05	368.25
RESP	2008-09	1,155.00	1,202.00	1,204.00	2,406.00	4.48	5.95	5.89	5.92	258.08	202.13	204.50	406.62
RESP	2009-10	1,093.00	1,591.00	1,452.00	3,043.00	5.51	4.99	5.93	5.46	198.37	318.77	244.77	557.17
<u>Coll of Allied Health Sciences</u>													
CAHS	2006-07	0.00	2.00	0.00	2.00	0.00	0.00	0.00	0.00				
<u>Dental Hygiene-Medical Imaging</u>													
DHYG	2006-07	0.00	1,373.00	1,274.00	2,647.00	0.00	4.02	4.62	4.32		341.83	275.76	612.97
DHYG	2007-08	0.00	1,358.00	1,344.00	2,702.00	0.00	5.17	5.00	5.08		262.67	268.80	531.37
DHYG	2008-09	0.00	1,540.00	1,449.00	2,989.00	0.00	5.00	6.46	5.73		308.00	224.30	521.64
DHYG	2009-10	80.00	1,587.00	1,477.00	3,064.00	0.50	6.19	7.38	6.79	159.71	256.38	200.14	451.58
NUCM	2006-07	0.00	684.00	614.00	1,298.00	0.00	1.79	2.34	2.07		381.51	262.39	628.14
NUCM	2007-08	189.00	756.00	601.00	1,357.00	0.88	2.25	2.85	2.55	214.49	336.00	210.88	532.16
NUCM	2008-09	185.00	832.00	728.00	1,560.00	1.80	2.77	3.01	2.89	102.78	300.44	241.70	539.68
NUCM	2009-10	295.00	709.00	703.00	1,412.00	2.42	2.71	3.44	3.08	121.90	261.52	204.36	459.10
RADI	2006-07	0.00	1,153.00	1,035.00	2,188.00	0.00	3.29	3.56	3.43		350.01	290.73	638.44
RADI	2007-08	682.00	1,129.00	1,039.00	2,168.00	1.83	2.00	2.78	2.39	372.92	564.50	373.74	907.11
RADI	2008-09	681.00	1,059.00	1,002.00	2,061.00	2.00	3.23	3.56	3.40	340.50	327.86	281.46	607.07
RADI	2009-10	693.00	1,023.00	984.00	2,007.00	2.74	3.26	3.28	3.27	252.92	314.29	300.00	614.23
SONO	2006-07	0.00	304.00	280.00	584.00	0.00	1.67	1.55	1.61		182.07	180.76	362.88
SONO	2007-08	243.00	324.00	316.00	640.00	1.29	1.65	1.88	1.77	187.89	195.82	167.88	361.90
SONO	2008-09	288.00	312.00	322.00	634.00	1.49	1.22	2.00	1.61	193.84	255.18	161.00	393.46

FERRIS STATE UNIVERSITY

Student Credit Hours (SCH), Full Time Equated Faculty (FTEF) and SCH/FTEF Aggregated by Course Prefix within College and Department

Prefix	Year	<u>Student Credit Hours</u>				<u>Full Time Equated Faculty</u>				<u>SCH/FTEF</u>			
		Summer	Fall	Spring	F + SP (a)	Summer	Fall	Spring	Avg F + SP (b)	Summer	Fall	Spring	F + SP (a / b)
<u>College of Allied Health</u>													
<u>Dental Hygiene-Medical Imaging</u>													
SONO	2009-10	289.00	384.00	368.00	752.00	1.56	1.63	2.00	1.81	185.65	235.79	184.00	414.49
<u>School of Nursing</u>													
NURS	2006-07	0.00	2,023.00	2,077.00	4,100.00	0.00	9.42	9.58	9.50		214.80	216.90	431.71
NURS	2007-08	378.00	2,237.00	2,658.00	4,895.00	3.36	9.18	11.12	10.15	112.44	243.65	239.03	482.24
NURS	2008-09	986.00	3,307.00	2,851.00	6,158.00	4.82	15.18	13.61	14.39	204.42	217.81	209.54	427.81
NURS	2009-10	938.00	3,711.00	3,737.00	7,448.00	5.78	16.39	17.25	16.82	162.19	226.36	216.67	442.79

FERRIS STATE UNIVERSITY

Student Credit Hours (SCH), Full Time Equated Faculty (FTEF) and SCH/FTEF Aggregated by Course Prefix within College and Department

Prefix	Year	<u>Student Credit Hours</u>				<u>Full Time Equated Faculty</u>				<u>SCH/FTEF</u>			
		Summer	Fall	Spring	F + SP (a)	Summer	Fall	Spring	Avg F + SP (b)	Summer	Fall	Spring	F + SP (a / b)
<u>College of Allied Health Sciences</u>													
<u>Clinical Lab, Resp Care and Health Admin</u>													
CAHS	2005-06	0.00	0.00	90.00	90.00	0.00	0.00	0.25	0.13			360.00	720.00
CCHS	2005-06	0.00	0.00	1,135.00	1,135.00	0.00	0.00	3.39	1.70			334.40	668.81
CCHS	2006-07	363.00	0.00	0.00	0.00	1.61	0.00	0.00	0.00	225.64			
CLLS	2005-06	0.00	0.00	581.00	581.00	0.00	0.00	2.96	1.48			196.28	392.57
CLLS	2006-07	468.00	0.00	0.00	0.00	1.87	0.00	0.00	0.00	250.27			
EHSM	2005-06	0.00	0.00	590.00	590.00	0.00	0.00	4.64	2.32			127.18	254.36
EHSM	2006-07	224.00	0.00	0.00	0.00	0.95	0.00	0.00	0.00	235.48			
HCSA	2005-06	0.00	0.00	1,842.00	1,842.00	0.00	0.00	6.90	3.45			266.83	533.66
HCSA	2006-07	621.00	0.00	0.00	0.00	2.45	0.00	0.00	0.00	253.04			
MRIS	2005-06	0.00	0.00	1,184.00	1,184.00	0.00	0.00	5.83	2.92			202.95	405.89
MRIS	2006-07	641.00	0.00	0.00	0.00	4.80	0.00	0.00	0.00	133.42			
RESP	2005-06	0.00	0.00	1,065.00	1,065.00	0.00	0.00	5.89	2.95			180.70	361.41
RESP	2006-07	838.00	0.00	0.00	0.00	4.68	0.00	0.00	0.00	178.97			
<u>College of Allied Health Sciences</u>													
CAHS	2005-06	10.00	2.00	0.00	2.00	0.00	0.00	0.00	0.00				
<u>Dental Hygiene and Medical Imaging</u>													
DHYG	2005-06	0.00	0.00	1,338.00	1,338.00	0.00	0.00	3.14	1.57			426.11	852.23
NUCM	2005-06	0.00	0.00	489.00	489.00	0.00	0.00	1.50	0.75			326.00	652.00
NUCM	2006-07	232.00	0.00	0.00	0.00	0.95	0.00	0.00	0.00	245.32			
RADI	2005-06	0.00	0.00	972.00	972.00	0.00	0.00	2.56	1.28			379.69	759.38

FERRIS STATE UNIVERSITY

Student Credit Hours (SCH), Full Time Equated Faculty (FTEF) and SCH/FTEF Aggregated by Course Prefix within College and Department

Prefix	Year	<u>Student Credit Hours</u>				<u>Full Time Equated Faculty</u>				<u>SCH/FTEF</u>			
		Summer	Fall	Spring	F + SP (a)	Summer	Fall	Spring	Avg F + SP (b)	Summer	Fall	Spring	F + SP (a / b)
<u>College of Allied Health Sciences</u>													
<u>Dental Hygiene and Medical Imaging</u>													
RADI	2006-07	633.00	0.00	0.00	0.00	2.30	0.00	0.00	0.00	275.22			
SONO	2005-06	0.00	0.00	263.00	263.00	0.00	0.00	1.36	0.68			193.67	387.35
SONO	2006-07	230.00	0.00	0.00	0.00	1.36	0.00	0.00	0.00	168.65			
<u>Health Management Department</u>													
CCHS	2005-06	317.00	1,476.00	0.00	1,476.00	1.35	4.68	0.00	2.34	235.04	315.71		631.41
CLLS	2005-06	217.00	491.00	0.00	491.00	1.74	3.08	0.00	1.54	124.71	159.48		318.96
EHSM	2005-06	299.00	669.00	0.00	669.00	1.71	5.17	0.00	2.58	174.56	129.45		258.90
HCSA	2005-06	270.00	1,349.00	0.00	1,349.00	1.72	3.85	0.00	1.92	157.26	350.67		701.35
MRIS	2005-06	724.00	1,409.00	0.00	1,409.00	4.19	5.26	0.00	2.63	172.68	267.78		535.56
RESP	2005-06	505.00	754.00	0.00	754.00	1.83	4.03	0.00	2.02	275.77	186.91		373.82
<u>Imaging Sciences</u>													
NUCM	2005-06	170.00	630.00	0.00	630.00	1.20	1.93	0.00	0.96	141.67	326.67		653.33
RADI	2005-06	607.00	1,020.00	0.00	1,020.00	0.83	3.07	0.00	1.54	731.33	332.14		664.29
SONO	2005-06	129.00	274.00	0.00	274.00	1.23	1.63	0.00	0.82	104.77	167.59		335.18
<u>Nursing & Dental Hygiene</u>													
DHYG	2005-06	0.00	1,444.00	0.00	1,444.00	0.00	3.76	0.00	1.88		383.61		767.21
NURS	2005-06	366.00	1,824.00	0.00	1,824.00	3.34	9.78	0.00	4.89	109.58	186.43		372.85

FERRIS STATE UNIVERSITY

Student Credit Hours (SCH), Full Time Equated Faculty (FTEF) and SCH/FTEF Aggregated by Course Prefix within College and Department

Prefix	Year	<u>Student Credit Hours</u>				<u>Full Time Equated Faculty</u>				<u>SCH/FTEF</u>				
		Summer	Fall	Spring	F + SP (a)	Summer	Fall	Spring	Avg F + SP (b)	Summer	Fall	Spring	F + SP (a / b)	
<u>College of Allied Health Sciences</u>														
<u>School of Nursing</u>														
NURS	2005-06	0.00	0.00	1,580.00	1,580.00	0.00	0.00	7.60	3.80				207.94	415.89
NURS	2006-07	264.00	0.00	0.00	0.00	2.42	0.00	0.00	0.00	109.09				

FERRIS STATE UNIVERSITY

Student Credit Hours (SCH), Full Time Equated Faculty (FTEF) and SCH/FTEF Aggregated by Course Prefix within College and Department

Prefix	Year	<u>Student Credit Hours</u>				<u>Full Time Equated Faculty</u>				<u>SCH/FTEF</u>			
		Summer	Fall	Spring	F + SP (a)	Summer	Fall	Spring	Avg F + SP (b)	Summer	Fall	Spring	F + SP (a / b)
<u>College of Arts and Sciences</u>													
<u>Biological Sciences</u>													
BIOL	2005-06	1,968.00	8,471.00	7,048.00	15,519.00	8.58	25.99	23.30	24.64	229.33	325.93	302.52	629.73
BIOL	2006-07	1,868.00	0.00	0.00	0.00	9.09	0.00	0.00	0.00	205.55			
HORT	2005-06	85.00	212.00	167.00	379.00	0.83	2.15	1.80	1.98	102.24	98.55	92.78	191.84
HORT	2006-07	88.00	0.00	0.00	0.00	0.82	0.00	0.00	0.00	107.92			
<u>Biology</u>													
BIOL	2006-07	0.00	8,450.00	7,844.00	16,294.00	0.00	25.77	26.22	25.99		327.90	299.19	626.85
BIOL	2007-08	1,833.00	9,198.00	8,019.00	17,217.00	9.67	27.74	26.27	27.00	189.48	331.57	305.27	637.55
BIOL	2008-09	2,070.00	9,107.00	8,200.00	17,307.00	10.72	24.89	24.37	24.63	193.13	365.93	336.53	702.77
BIOL	2009-10	2,140.00	8,462.00	7,331.00	15,793.00	9.44	28.57	26.67	27.62	226.65	296.23	274.84	571.80
HORT	2006-07	0.00	187.00	136.00	323.00	0.00	2.74	2.17	2.45		68.34	62.67	131.66
HORT	2007-08	46.00	248.00	190.00	438.00	0.60	2.39	1.95	2.17	76.03	103.77	97.44	201.84
HORT	2008-09	71.00	263.00	150.00	413.00	0.71	2.01	1.40	1.71	100.35	130.75	107.14	242.13
HORT	2009-10	73.00	225.00	131.00	356.00	0.73	2.28	1.95	2.12	100.52	98.68	67.18	168.32
INBI	2007-08	0.00	60.00	0.00	60.00	0.00	0.57	0.00	0.29		105.00		210.00
INBI	2008-09	52.00	64.00	0.00	64.00	0.39	0.57	0.00	0.29	131.88	112.00		224.00
INBI	2009-10	0.00	76.00	0.00	76.00	0.00	0.69	0.00	0.34		110.14		220.29
<u>Clinical Lab-Resp Care-Hlth Ad</u>													
MRIS	2006-07	0.00	164.00	40.00	204.00	0.00	0.53	0.33	0.43		307.50	121.21	472.59
<u>College of Arts and Sciences</u>													
COAS	2009-10	0.00	48.00	0.00	48.00	0.00	0.25	0.00	0.13		192.00		384.00

FERRIS STATE UNIVERSITY

Student Credit Hours (SCH), Full Time Equated Faculty (FTEF) and SCH/FTEF Aggregated by Course Prefix within College and Department

Prefix	Year	<u>Student Credit Hours</u>				<u>Full Time Equated Faculty</u>				<u>SCH/FTEF</u>			
		Summer	Fall	Spring	F + SP (a)	Summer	Fall	Spring	Avg F + SP (b)	Summer	Fall	Spring	F + SP (a / b)
<u>College of Arts and Sciences</u>													
<u>Humanities</u>													
AFAM	2005-06	0.00	27.00	0.00	27.00	0.00	0.25	0.00	0.13		108.00		216.00
AFAM	2006-07	0.00	60.00	0.00	60.00	0.00	0.36	0.00	0.18		166.40		332.80
AFAM	2007-08	0.00	66.00	0.00	66.00	0.00	0.42	0.00	0.21		157.14		314.29
AFAM	2008-09	0.00	93.00	0.00	93.00	0.00	0.25	0.00	0.13		372.00		744.00
AFAM	2009-10	0.00	102.00	0.00	102.00	0.00	0.42	0.00	0.21		242.86		485.71
AMST	2005-06	0.00	24.00	0.00	24.00	0.00	0.25	0.00	0.13		96.00		192.00
AMST	2006-07	0.00	45.00	0.00	45.00	0.00	0.04	0.00	0.02		1,125.00		2,250.00
ARTH	2005-06	102.00	183.00	435.00	618.00	0.30	0.75	1.00	0.87	340.00	244.59	435.00	707.02
ARTH	2006-07	93.00	270.00	471.00	741.00	0.13	0.54	1.25	0.90	744.00	500.00	376.80	827.93
ARTH	2007-08	108.00	267.00	468.00	735.00	0.50	0.75	0.89	0.82	216.00	356.00	524.16	894.78
ARTH	2008-09	102.00	273.00	354.00	627.00	0.33	0.75	0.75	0.75	306.00	364.00	472.00	836.00
ARTH	2009-10	81.00	345.00	552.00	897.00	0.25	0.75	1.00	0.88	324.00	460.00	552.00	1,025.14
ARTS	2005-06	39.00	516.00	534.00	1,050.00	0.25	2.25	2.00	2.13	156.00	229.33	267.00	494.12
ARTS	2006-07	48.00	511.00	558.00	1,069.00	0.25	2.25	2.25	2.25	192.00	227.11	248.00	475.11
ARTS	2007-08	3.00	475.00	561.00	1,036.00	0.00	2.00	2.00	2.00		237.50	280.50	518.00
ARTS	2008-09	0.00	455.00	552.00	1,007.00	0.00	2.00	2.00	2.00		227.50	276.00	503.50
ARTS	2009-10	0.00	484.00	558.00	1,042.00	0.00	2.00	2.00	2.00		242.00	279.00	521.00
COMH	2005-06	0.00	624.00	0.00	624.00	0.00	2.00	0.00	1.00		312.00		624.00
COMH	2006-07	0.00	579.00	0.00	579.00	0.00	2.00	0.00	1.00		289.50		579.00
COMH	2007-08	0.00	633.00	0.00	633.00	0.00	2.25	0.00	1.13		281.33		562.67
COMH	2008-09	0.00	414.00	270.00	684.00	0.00	1.67	0.90	1.28		248.40	300.00	532.99
COMH	2009-10	0.00	492.00	111.00	603.00	0.00	1.75	0.50	1.13		281.14	222.00	536.00
COMM	2005-06	880.00	5,148.00	4,380.00	9,528.00	3.97	17.16	14.92	16.04	221.66	299.91	293.57	593.92
COMM	2006-07	723.00	4,746.00	3,975.00	8,721.00	3.05	16.00	16.00	16.00	237.05	296.63	248.44	545.06
COMM	2007-08	753.00	4,585.00	4,316.00	8,901.00	3.58	14.50	16.00	15.25	210.34	316.21	269.75	583.67

FERRIS STATE UNIVERSITY

Student Credit Hours (SCH), Full Time Equated Faculty (FTEF) and SCH/FTEF Aggregated by Course Prefix within College and Department

Prefix	Year	<u>Student Credit Hours</u>				<u>Full Time Equated Faculty</u>				<u>SCH/FTEF</u>			
		Summer	Fall	Spring	F + SP (a)	Summer	Fall	Spring	Avg F + SP (b)	Summer	Fall	Spring	F + SP (a / b)
<u>College of Arts and Sciences</u>													
<u>Humanities</u>													
COMM	2008-09	796.00	4,209.00	3,604.00	7,813.00	3.50	14.83	12.85	13.84	227.43	283.75	280.47	564.46
COMM	2009-10	823.00	4,032.00	3,752.00	7,784.00	4.00	14.00	13.17	13.59	205.75	288.00	284.89	572.98
FILM	2006-07	0.00	498.00	303.00	801.00	0.00	1.08	0.50	0.79		459.69	606.00	1,011.79
FILM	2007-08	69.00	420.00	372.00	792.00	0.25	1.00	0.75	0.88	276.00	420.00	496.00	905.14
FILM	2008-09	30.00	372.00	252.00	624.00	0.08	0.83	0.50	0.67	360.00	446.40	504.00	936.00
FILM	2009-10	72.00	378.00	387.00	765.00	0.13	0.83	0.75	0.79	576.00	453.60	516.00	966.32
HISH	2006-07	0.00	0.00	45.00	45.00	0.00	0.00	0.50	0.25			90.00	180.00
HISH	2008-09	0.00	69.00	42.00	111.00	0.00	0.20	0.25	0.23		345.00	168.00	493.33
HISH	2009-10	0.00	75.00	0.00	75.00	0.00	0.33	0.00	0.17		225.00		450.00
HIST	2005-06	513.00	2,529.00	2,310.00	4,839.00	2.51	6.75	5.50	6.13	204.38	374.67	420.00	790.04
HIST	2006-07	642.00	2,550.00	2,394.00	4,944.00	2.50	7.50	6.25	6.88	256.80	340.00	383.04	719.13
HIST	2007-08	594.00	2,454.00	2,358.00	4,812.00	2.50	7.00	6.14	6.57	237.60	350.57	383.86	732.26
HIST	2008-09	558.00	2,514.00	2,463.00	4,977.00	1.75	7.30	6.75	7.03	318.86	344.38	364.89	708.47
HIST	2009-10	438.00	2,325.00	2,280.00	4,605.00	1.00	6.92	6.75	6.83	438.00	336.14	337.78	673.90
HUMH	2006-07	0.00	0.00	69.00	69.00	0.00	0.00	0.25	0.13			276.00	552.00
HUMH	2007-08	0.00	0.00	147.00	147.00	0.00	0.00	0.64	0.32			228.67	457.33
HUMH	2008-09	0.00	0.00	69.00	69.00	0.00	0.00	0.25	0.13			276.00	552.00
HUMH	2009-10	0.00	0.00	66.00	66.00	0.00	0.00	0.25	0.13			264.00	528.00
HUMN	2005-06	234.00	2,613.00	2,892.00	5,505.00	0.95	7.00	7.50	7.25	246.32	373.29	385.60	759.31
HUMN	2006-07	411.00	1,200.00	1,365.00	2,565.00	1.13	3.27	2.75	3.01	365.33	367.35	496.36	852.63
HUMN	2007-08	66.00	936.00	837.00	1,773.00	0.25	2.00	2.07	2.04	264.00	468.00	404.07	870.95
HUMN	2008-09	75.00	675.00	1,110.00	1,785.00	0.50	1.58	2.25	1.92	150.00	426.32	493.33	931.30
HUMN	2009-10	183.00	648.00	942.00	1,590.00	1.10	1.15	2.25	1.70	166.36	563.48	418.67	935.29
MUSI	2005-06	116.00	1,261.00	1,450.00	2,711.00	0.93	4.50	4.81	4.65	124.75	280.22	301.73	582.66

FERRIS STATE UNIVERSITY

Student Credit Hours (SCH), Full Time Equated Faculty (FTEF) and SCH/FTEF Aggregated by Course Prefix within College and Department

Prefix	Year	<u>Student Credit Hours</u>				<u>Full Time Equated Faculty</u>				<u>SCH/FTEF</u>			
		Summer	Fall	Spring	F + SP (a)	Summer	Fall	Spring	Avg F + SP (b)	Summer	Fall	Spring	F + SP (a / b)
<u>College of Arts and Sciences</u>													
<u>Humanities</u>													
MUSI	2006-07	16.00	1,117.00	1,515.00	2,632.00	0.08	5.25	5.38	5.31	200.00	212.76	281.86	495.44
MUSI	2007-08	102.00	1,409.00	1,504.00	2,913.00	0.59	5.44	5.30	5.37	172.88	258.88	283.77	542.32
MUSI	2008-09	68.00	1,325.00	1,382.00	2,707.00	0.50	5.35	5.30	5.33	136.00	247.54	260.75	508.23
MUSI	2009-10	19.00	1,198.00	1,334.00	2,532.00	0.33	5.35	5.30	5.33	57.58	223.81	251.70	475.37
PHIH	2006-07	0.00	0.00	60.00	60.00	0.00	0.00	0.25	0.13			240.00	480.00
PHIH	2007-08	0.00	129.00	0.00	129.00	0.00	0.50	0.00	0.25		258.00		516.00
PHIH	2008-09	0.00	57.00	0.00	57.00	0.00	0.25	0.00	0.13		228.00		456.00
PHIH	2009-10	0.00	0.00	78.00	78.00	0.00	0.00	0.25	0.13			312.00	624.00
PHIL	2006-07	0.00	534.00	666.00	1,200.00	0.00	2.00	2.36	2.18		267.00	282.55	550.82
PHIL	2007-08	60.00	657.00	816.00	1,473.00	0.50	2.25	2.75	2.50	120.00	292.00	296.73	589.20
PHIL	2008-09	252.00	477.00	789.00	1,266.00	1.15	1.58	2.75	2.17	219.93	301.26	286.91	584.31
PHIL	2009-10	149.00	858.00	645.00	1,503.00	0.57	3.13	2.29	2.71	259.13	274.32	282.19	555.28
RELG	2006-07	0.00	171.00	123.00	294.00	0.00	0.75	0.50	0.63		228.00	246.00	470.40
RELG	2007-08	0.00	207.00	327.00	534.00	0.00	0.75	1.00	0.88		276.00	327.00	610.29
RELG	2008-09	75.00	213.00	276.00	489.00	0.19	0.75	1.25	1.00	400.00	284.00	220.80	489.00
RELG	2009-10	255.00	282.00	396.00	678.00	0.70	0.92	1.50	1.21	364.29	307.64	264.00	561.10
RELH	2006-07	0.00	0.00	66.00	66.00	0.00	0.00	0.25	0.13			264.00	528.00
RELH	2008-09	0.00	57.00	0.00	57.00	0.00	0.25	0.00	0.13		228.00		456.00
THTH	2009-10	0.00	0.00	54.00	54.00	0.00	0.00	0.43	0.21			126.00	252.00
THTR	2005-06	21.00	203.00	292.00	495.00	0.25	2.00	2.00	2.00	84.00	101.50	146.00	247.50
THTR	2006-07	0.00	279.00	278.00	557.00	0.00	2.00	2.00	2.00		139.50	139.00	278.50
THTR	2007-08	0.00	197.00	238.00	435.00	0.00	2.00	2.00	2.00		98.50	119.00	217.50
THTR	2008-09	33.00	195.00	195.00	390.00	0.25	2.17	2.00	2.08	132.00	90.03	97.50	187.23
THTR	2009-10	0.00	128.00	124.00	252.00	0.00	2.00	1.57	1.79		64.00	78.91	141.12

FERRIS STATE UNIVERSITY

Student Credit Hours (SCH), Full Time Equated Faculty (FTEF) and SCH/FTEF Aggregated by Course Prefix within College and Department

Prefix	Year	<u>Student Credit Hours</u>				<u>Full Time Equated Faculty</u>				<u>SCH/FTEF</u>			
		Summer	Fall	Spring	F + SP (a)	Summer	Fall	Spring	Avg F + SP (b)	Summer	Fall	Spring	F + SP (a / b)
<u>College of Arts and Sciences</u>													
<u>Humanities</u>													
WGST	2005-06	0.00	0.00	135.00	135.00	0.00	0.00	0.00	0.00				
WGST	2008-09	0.00	0.00	105.00	105.00	0.00	0.00	0.00	0.00				
WGST	2009-10	0.00	0.00	135.00	135.00	0.00	0.00	0.00	0.00				
<u>Language and Literature</u>													
ENGL	2005-06	1,844.00	9,590.00	7,728.00	17,318.00	9.17	40.05	33.50	36.77	201.08	239.47	230.71	470.96
ENGL	2006-07	1,890.00	0.00	0.00	0.00	9.42	0.00	0.00	0.00	200.71			
FREN	2005-06	194.00	345.00	413.00	758.00	0.58	1.58	2.00	1.79	334.48	218.35	206.50	423.46
FREN	2006-07	185.00	0.00	0.00	0.00	1.25	0.00	0.00	0.00	148.00			
GERM	2005-06	15.00	272.00	334.00	606.00	0.25	1.00	1.25	1.13	60.00	272.00	267.20	538.67
JRNL	2005-06	0.00	162.00	138.00	300.00	0.00	1.00	0.67	0.83		162.00	207.00	360.00
LANG	2005-06	48.00	99.00	174.00	273.00	0.25	0.50	0.75	0.62	192.00	199.45	232.00	438.07
LANG	2006-07	27.00	0.00	0.00	0.00	0.13	0.00	0.00	0.00	216.00			
LITR	2005-06	135.00	1,161.00	1,448.00	2,609.00	0.90	5.35	6.93	6.14	150.38	217.01	209.05	425.03
LITR	2006-07	246.00	0.00	0.00	0.00	1.46	0.00	0.00	0.00	168.69			
SPAN	2005-06	445.00	1,275.00	1,517.00	2,792.00	1.91	4.66	5.33	4.99	232.98	273.61	284.62	558.96
SPAN	2006-07	360.00	0.00	0.00	0.00	1.58	0.00	0.00	0.00	227.85			
<u>Languages and Literature</u>													
ENGL	2006-07	0.00	9,474.00	7,042.00	16,516.00	0.00	37.70	32.88	35.29		251.28	214.14	467.96
ENGL	2007-08	1,971.00	9,486.00	6,904.00	16,390.00	9.41	39.58	28.38	33.98	209.40	239.65	243.31	482.35
ENGL	2008-09	1,995.00	9,655.00	7,833.00	17,488.00	10.25	41.02	35.47	38.24	194.63	235.39	220.83	457.27
ENGL	2009-10	1,789.00	9,816.00	7,262.00	17,078.00	9.69	41.48	31.55	36.51	184.67	236.67	230.20	467.74

FERRIS STATE UNIVERSITY

Student Credit Hours (SCH), Full Time Equated Faculty (FTEF) and SCH/FTEF Aggregated by Course Prefix within College and Department

Prefix	Year	<u>Student Credit Hours</u>				<u>Full Time Equated Faculty</u>				<u>SCH/FTEF</u>			
		Summer	Fall	Spring	F + SP (a)	Summer	Fall	Spring	Avg F + SP (b)	Summer	Fall	Spring	F + SP (a / b)
<u>College of Arts and Sciences</u>													
<u>Languages and Literature</u>													
ENGP	2007-08	0.00	0.00	444.00	444.00	0.00	0.00	2.13	1.07			208.13	416.25
ENGP	2008-09	0.00	0.00	438.00	438.00	0.00	0.00	1.92	0.96			228.52	457.04
ENGP	2009-10	0.00	0.00	450.00	450.00	0.00	0.00	2.33	1.17			192.86	385.71
FREN	2006-07	0.00	292.00	240.00	532.00	0.00	1.33	1.00	1.17		219.55	240.00	456.65
FREN	2007-08	113.00	439.00	480.00	919.00	0.99	2.03	2.00	2.01	114.14	216.26	240.00	456.08
FREN	2008-09	214.00	290.00	404.00	694.00	1.33	1.73	1.57	1.65	160.90	167.89	257.09	420.77
FREN	2009-10	169.00	368.00	412.00	780.00	1.00	1.50	1.73	1.61	169.00	245.91	238.53	483.90
FRNH	2007-08	0.00	48.00	0.00	48.00	0.00	0.30	0.00	0.15		160.00		320.00
FRNH	2008-09	0.00	63.00	129.00	192.00	0.00	0.16	0.43	0.29		393.75	301.00	652.43
FRNH	2009-10	0.00	69.00	69.00	138.00	0.00	0.23	0.27	0.25		299.00	253.00	548.17
GERM	2006-07	0.00	272.00	326.00	598.00	0.00	1.00	1.33	1.17		272.00	245.11	513.30
GERM	2007-08	0.00	247.00	298.00	545.00	0.00	1.00	1.00	1.00		247.00	298.00	545.00
GERM	2008-09	0.00	228.00	357.00	585.00	0.00	1.00	1.25	1.13		228.00	285.60	520.00
GERM	2009-10	0.00	228.00	292.00	520.00	0.00	1.00	1.25	1.13		228.00	233.60	462.22
JRNL	2006-07	0.00	99.00	162.00	261.00	0.00	0.67	0.92	0.79		148.50	176.73	329.68
JRNL	2007-08	0.00	123.00	180.00	303.00	0.00	0.67	0.92	0.79		184.50	196.36	382.74
JRNL	2008-09	0.00	134.00	156.00	290.00	0.00	0.67	0.92	0.79		201.00	170.18	366.32
JRNL	2009-10	0.00	135.00	177.00	312.00	0.00	0.50	1.00	0.75		270.00	177.00	416.00
LANG	2006-07	0.00	132.00	186.00	318.00	0.00	0.75	0.75	0.75		176.00	248.00	424.00
LANG	2007-08	36.00	112.00	150.00	262.00	0.25	0.56	0.75	0.66	144.00	199.11	200.00	399.24
LANG	2008-09	36.00	81.00	97.00	178.00	0.08	0.25	0.48	0.37	432.00	324.00	201.76	487.16
LANG	2009-10	27.00	64.00	156.00	220.00	0.08	0.50	0.50	0.50	324.00	128.00	312.00	440.00
LITH	2006-07	0.00	0.00	231.00	231.00	0.00	0.00	1.08	0.54			213.23	426.46
LITH	2007-08	0.00	189.00	207.00	396.00	0.00	0.83	0.75	0.79		226.80	276.00	500.21

FERRIS STATE UNIVERSITY

Student Credit Hours (SCH), Full Time Equated Faculty (FTEF) and SCH/FTEF Aggregated by Course Prefix within College and Department

Prefix	Year	<u>Student Credit Hours</u>				<u>Full Time Equated Faculty</u>				<u>SCH/FTEF</u>			
		Summer	Fall	Spring	F + SP (a)	Summer	Fall	Spring	Avg F + SP (b)	Summer	Fall	Spring	F + SP (a / b)
<u>College of Arts and Sciences</u>													
<u>Languages and Literature</u>													
LITH	2008-09	0.00	117.00	105.00	222.00	0.00	0.55	0.48	0.52		212.73	218.40	430.75
LITH	2009-10	0.00	195.00	186.00	381.00	0.00	1.00	1.00	1.00		195.00	186.00	381.00
LITR	2006-07	0.00	929.00	1,084.00	2,013.00	0.00	5.96	6.54	6.25		155.76	165.88	322.10
LITR	2007-08	166.00	777.00	1,302.00	2,079.00	1.00	4.41	8.18	6.30	166.00	176.06	159.20	330.21
LITR	2008-09	171.00	807.00	954.00	1,761.00	0.67	5.15	6.15	5.65	256.50	156.70	155.19	311.75
LITR	2009-10	126.00	939.00	1,006.00	1,945.00	0.73	5.25	4.70	4.97	172.80	178.86	214.04	390.95
SPAN	2006-07	0.00	1,408.00	1,595.00	3,003.00	0.00	4.33	5.66	5.00		325.17	281.80	601.20
SPAN	2007-08	354.00	1,136.00	1,235.00	2,371.00	1.50	4.33	5.00	4.66	236.00	262.36	247.00	508.25
SPAN	2008-09	161.00	1,308.00	1,252.00	2,560.00	0.50	4.75	4.00	4.38	322.00	275.37	313.00	585.14
SPAN	2009-10	68.00	1,232.00	1,438.00	2,670.00	0.33	4.67	5.25	4.96	206.06	264.00	273.90	538.49
<u>Mathematics</u>													
CPSC	2005-06	18.00	180.00	36.00	216.00	0.25	0.61	0.25	0.43	72.00	297.00	144.00	504.64
CPSC	2006-07	0.00	147.00	39.00	186.00	0.00	0.89	0.58	0.73		165.85	66.86	253.11
CPSC	2007-08	15.00	125.00	33.00	158.00	0.25	0.61	0.18	0.39	60.34	206.25	187.00	403.82
CPSC	2008-09	0.00	104.00	84.00	188.00	0.00	0.58	0.97	0.78		178.29	86.63	242.11
CPSC	2009-10	0.00	117.00	124.00	241.00	0.00	0.67	0.70	0.68		175.50	177.91	353.47
MATH	2005-06	1,058.00	10,192.00	7,591.00	17,783.00	4.99	30.83	26.22	28.53	211.91	330.54	289.51	623.38
MATH	2006-07	977.00	9,442.00	7,572.00	17,014.00	5.58	30.51	27.63	29.07	175.00	309.44	274.05	585.24
MATH	2007-08	1,008.00	9,941.00	7,464.00	17,405.00	6.50	30.44	24.91	27.67	155.14	326.61	299.61	628.92
MATH	2008-09	932.00	9,719.00	7,852.00	17,571.00	5.07	29.63	25.57	27.60	183.65	328.00	307.07	636.62
MATH	2009-10	834.00	9,504.00	7,457.00	16,961.00	5.24	28.18	23.21	25.70	159.10	337.29	321.24	660.09
<u>Physical Sciences</u>													

FERRIS STATE UNIVERSITY

Student Credit Hours (SCH), Full Time Equated Faculty (FTEF) and SCH/FTEF Aggregated by Course Prefix within College and Department

Prefix	Year	<u>Student Credit Hours</u>				<u>Full Time Equated Faculty</u>				<u>SCH/FTEF</u>			
		Summer	Fall	Spring	F + SP (a)	Summer	Fall	Spring	Avg F + SP (b)	Summer	Fall	Spring	F + SP (a / b)
<u>College of Arts and Sciences</u>													
<u>Physical Sciences</u>													
ASTR	2005-06	39.00	224.00	308.00	532.00	0.32	0.67	0.78	0.72	121.88	336.00	397.42	738.03
ASTR	2006-07	0.00	176.00	204.00	380.00	0.00	0.67	0.56	0.61		264.00	367.20	621.82
ASTR	2007-08	0.00	168.00	188.00	356.00	0.00	0.56	0.50	0.53		302.40	376.00	674.53
ASTR	2008-09	45.00	180.00	220.00	400.00	0.32	0.56	0.63	0.59	141.96	324.00	352.00	677.65
ASTR	2009-10	57.00	176.00	192.00	368.00	0.32	0.56	0.63	0.59	179.81	316.80	307.20	623.44
CHEM	2005-06	925.00	5,441.00	4,488.00	9,929.00	3.12	13.69	13.81	13.75	296.47	397.40	324.98	722.07
CHEM	2006-07	970.00	5,587.00	4,722.00	10,309.00	4.04	13.31	12.70	13.00	239.92	419.77	371.81	792.71
CHEM	2007-08	981.00	5,647.00	4,728.00	10,375.00	4.24	13.39	14.47	13.93	231.37	421.61	326.81	744.77
CHEM	2008-09	896.00	5,876.00	4,912.00	10,788.00	3.89	14.81	15.20	15.00	230.51	396.88	323.09	718.99
CHEM	2009-10	941.00	5,478.00	4,791.00	10,269.00	4.31	13.92	13.25	13.58	218.50	393.65	361.58	756.02
GEOL	2005-06	0.00	368.00	78.00	446.00	0.00	1.00	0.33	0.67		368.00	234.00	669.00
GEOL	2006-07	47.00	365.00	72.00	437.00	0.20	1.00	0.33	0.67	235.00	365.00	216.00	655.50
GEOL	2007-08	84.00	363.00	69.00	432.00	0.40	1.00	0.33	0.67	210.00	363.00	207.00	648.00
GEOL	2008-09	24.00	357.00	81.00	438.00	0.11	1.25	0.25	0.75	224.00	285.60	324.00	584.00
GEOL	2009-10	0.00	344.00	75.00	419.00	0.00	1.00	0.33	0.67		344.00	225.00	628.50
INBI	2006-07	0.00	44.00	0.00	44.00	0.00	0.50	0.00	0.25		88.00		176.00
INPS	2006-07	0.00	0.00	24.00	24.00	0.00	0.00	0.30	0.15			80.00	160.00
INPS	2007-08	0.00	18.00	54.00	72.00	0.00	0.27	0.30	0.29		66.00	180.00	251.43
INPS	2008-09	0.00	0.00	66.00	66.00	0.00	0.00	0.32	0.16			208.20	416.40
PHSC	2005-06	92.00	200.00	292.00	492.00	0.40	0.60	0.67	0.63	230.00	333.33	438.00	776.84
PHSC	2006-07	68.00	292.00	284.00	576.00	0.20	0.67	0.67	0.67	340.00	438.00	426.00	864.00
PHSC	2007-08	80.00	244.00	264.00	508.00	0.40	0.65	0.67	0.66	200.00	377.44	396.00	773.72
PHSC	2008-09	76.00	224.00	252.00	476.00	0.14	0.82	1.00	0.91	532.00	273.17	252.00	523.08
PHSC	2009-10	56.00	188.00	264.00	452.00	0.40	0.67	0.67	0.67	140.00	282.00	396.00	678.00

FERRIS STATE UNIVERSITY

Student Credit Hours (SCH), Full Time Equated Faculty (FTEF) and SCH/FTEF Aggregated by Course Prefix within College and Department

Prefix	Year	<u>Student Credit Hours</u>				<u>Full Time Equated Faculty</u>				<u>SCH/FTEF</u>			
		Summer	Fall	Spring	F + SP (a)	Summer	Fall	Spring	Avg F + SP (b)	Summer	Fall	Spring	F + SP (a / b)
<u>College of Arts and Sciences</u>													
<u>Physical Sciences</u>													
PHYS	2005-06	96.00	1,536.00	1,851.00	3,387.00	0.44	4.40	5.04	4.72	218.18	348.96	367.63	717.84
PHYS	2006-07	137.00	1,737.00	1,706.00	3,443.00	1.09	4.52	4.72	4.62	125.48	383.97	361.34	744.82
PHYS	2007-08	150.00	1,735.00	1,840.00	3,575.00	1.19	5.16	5.57	5.37	126.48	336.14	330.26	666.17
PHYS	2008-09	255.00	1,967.00	1,917.00	3,884.00	2.27	5.26	5.38	5.32	112.19	373.94	356.65	730.40
PHYS	2009-10	341.00	1,833.00	1,880.00	3,713.00	2.26	4.92	5.38	5.15	150.73	372.51	349.77	721.28
<u>Social Sciences</u>													
ANTH	2005-06	6.00	507.00	424.00	931.00	0.00	1.00	1.25	1.13		507.00	339.20	827.56
GEOG	2005-06	228.00	1,089.00	1,521.00	2,610.00	1.00	3.00	4.50	3.75	228.00	363.00	338.00	696.00
GEOG	2006-07	315.00	0.00	0.00	0.00	0.25	0.00	0.00	0.00	1,260.00			
PLSC	2005-06	638.00	1,086.00	1,273.00	2,359.00	2.53	2.64	3.42	3.03	252.54	411.88	372.22	778.98
PLSC	2006-07	466.00	0.00	0.00	0.00	1.78	0.00	0.00	0.00	261.11			
PSYC	2005-06	329.00	3,456.00	3,474.00	6,930.00	1.33	9.08	8.99	9.03	247.37	380.62	386.43	767.02
PSYC	2006-07	261.00	0.00	0.00	0.00	1.25	0.00	0.00	0.00	208.80			
SCWK	2005-06	408.00	765.00	1,060.00	1,825.00	2.31	6.01	6.38	6.19	176.62	127.29	166.19	294.64
SCWK	2006-07	309.00	0.00	0.00	0.00	1.91	0.00	0.00	0.00	161.53			
SOCY	2005-06	273.00	2,745.00	2,736.00	5,481.00	1.25	7.50	6.57	7.03	218.40	366.00	416.55	779.21
SOCY	2006-07	222.00	0.00	0.00	0.00	1.09	0.00	0.00	0.00	204.23			
SSCI	2005-06	36.00	238.00	531.00	769.00	0.47	1.17	1.58	1.37	76.00	204.00	336.90	560.74
SSCI	2006-07	30.00	0.00	0.00	0.00	0.55	0.00	0.00	0.00	54.35			
<u>Social Sciences Dept</u>													
ANHH	2007-08	0.00	54.00	60.00	114.00	0.00	0.25	0.25	0.25		216.00	240.00	456.00

FERRIS STATE UNIVERSITY

Student Credit Hours (SCH), Full Time Equated Faculty (FTEF) and SCH/FTEF Aggregated by Course Prefix within College and Department

Prefix	Year	<u>Student Credit Hours</u>				<u>Full Time Equated Faculty</u>				<u>SCH/FTEF</u>			
		Summer	Fall	Spring	F + SP (a)	Summer	Fall	Spring	Avg F + SP (b)	Summer	Fall	Spring	F + SP (a / b)
<u>College of Arts and Sciences</u>													
<u>Social Sciences Dept</u>													
ANHH	2008-09	0.00	51.00	48.00	99.00	0.00	0.20	0.33	0.27		255.00	144.00	371.25
ANHH	2009-10	0.00	69.00	72.00	141.00	0.00	0.20	0.33	0.27		345.00	216.00	528.75
ANTH	2006-07	0.00	552.00	363.00	915.00	0.00	1.25	1.25	1.25		441.60	290.40	732.00
ANTH	2007-08	0.00	444.00	423.00	867.00	0.00	1.25	1.00	1.13		355.20	423.00	770.67
ANTH	2008-09	0.00	489.00	366.00	855.00	0.00	1.05	0.92	0.98		465.71	399.27	869.49
ANTH	2009-10	0.00	459.00	363.00	822.00	0.00	0.80	0.92	0.86		573.75	396.00	957.67
GEOG	2006-07	0.00	1,194.00	1,556.00	2,750.00	0.00	3.50	4.50	4.00		341.14	345.78	687.50
GEOG	2007-08	408.00	1,292.00	1,613.00	2,905.00	1.50	3.50	4.50	4.00	272.00	369.14	358.44	726.25
GEOG	2008-09	438.00	1,252.00	1,478.00	2,730.00	1.00	3.25	4.33	3.79	438.00	385.23	341.10	720.03
GEOG	2009-10	363.00	1,257.00	1,613.00	2,870.00	1.02	3.42	4.50	3.96	354.93	367.54	358.44	724.75
PLSC	2006-07	0.00	871.00	961.00	1,832.00	0.00	2.39	2.59	2.49		364.44	371.04	735.74
PLSC	2007-08	482.00	795.00	1,007.00	1,802.00	1.76	3.50	3.25	3.38	273.23	227.14	309.85	533.93
PLSC	2008-09	423.00	836.00	913.00	1,749.00	1.36	3.25	2.58	2.92	310.32	257.23	353.60	599.79
PLSC	2009-10	346.00	1,083.00	961.00	2,044.00	1.81	3.50	3.17	3.33	191.45	309.43	303.54	613.26
PSYC	2006-07	0.00	3,021.00	3,184.00	6,205.00	0.00	9.89	10.90	10.40		305.46	292.11	596.92
PSYC	2007-08	216.00	3,237.00	3,218.00	6,455.00	1.00	7.75	8.08	7.91	216.00	417.68	398.43	815.71
PSYC	2008-09	243.00	3,078.00	3,058.00	6,136.00	1.08	8.08	7.29	7.69	225.00	380.94	419.23	798.22
PSYC	2009-10	187.00	3,537.00	3,333.00	6,870.00	0.60	8.25	8.00	8.13	310.26	428.73	416.63	845.54
PSYH	2007-08	0.00	0.00	57.00	57.00	0.00	0.00	0.33	0.17			171.00	342.00
PSYH	2008-09	0.00	0.00	60.00	60.00	0.00	0.00	0.29	0.14			210.00	420.00
PSYH	2009-10	0.00	54.00	0.00	54.00	0.00	0.00	0.00	0.00				
SCWK	2006-07	0.00	849.00	1,187.00	2,036.00	0.00	7.15	7.24	7.19		118.75	163.95	282.99
SCWK	2007-08	443.00	891.00	1,026.00	1,917.00	4.29	7.04	7.61	7.33	103.23	126.47	134.82	261.62
SCWK	2008-09	382.00	877.00	991.00	1,868.00	2.92	7.78	7.94	7.86	130.82	112.68	124.82	237.62

FERRIS STATE UNIVERSITY

Student Credit Hours (SCH), Full Time Equated Faculty (FTEF) and SCH/FTEF Aggregated by Course Prefix within College and Department

Prefix	Year	<u>Student Credit Hours</u>				<u>Full Time Equated Faculty</u>				<u>SCH/FTEF</u>			
		Summer	Fall	Spring	F + SP (a)	Summer	Fall	Spring	Avg F + SP (b)	Summer	Fall	Spring	F + SP (a / b)
<u>College of Arts and Sciences</u>													
<u>Social Sciences Dept</u>													
SCWK	2009-10	351.00	1,048.00	1,085.00	2,133.00	2.59	8.44	7.86	8.15	135.52	124.18	138.01	261.70
SOCH	2007-08	0.00	57.00	0.00	57.00	0.00	0.33	0.00	0.17		171.00		342.00
SOCH	2008-09	0.00	57.00	0.00	57.00	0.00	0.25	0.00	0.13		228.00		456.00
SOCH	2009-10	0.00	57.00	0.00	57.00	0.00	0.25	0.00	0.13		228.00		456.00
SOCY	2006-07	0.00	2,511.00	2,412.00	4,923.00	0.00	7.17	5.75	6.46		350.21	419.48	762.07
SOCY	2007-08	309.00	2,292.00	2,564.00	4,856.00	1.12	6.18	6.42	6.30	276.28	370.67	399.58	770.79
SOCY	2008-09	192.00	2,652.00	2,885.00	5,537.00	1.41	8.10	7.50	7.80	136.17	327.28	384.67	709.73
SOCY	2009-10	242.00	2,070.00	2,388.00	4,458.00	0.89	4.82	5.75	5.28	271.91	429.53	415.30	843.58
SSCI	2006-07	0.00	342.00	644.00	986.00	0.00	0.72	1.13	0.93		473.54	569.91	1,064.67
SSCI	2007-08	45.00	323.00	577.00	900.00	0.57	0.81	0.87	0.84	79.52	400.97	663.22	1,074.27
SSCI	2008-09	60.00	320.00	597.00	917.00	0.47	0.97	1.09	1.03	128.51	329.14	545.50	887.44
SSCI	2009-10	63.00	319.00	602.00	921.00	0.27	0.98	1.19	1.09	231.00	325.25	504.19	846.99

FERRIS STATE UNIVERSITY

Student Credit Hours (SCH), Full Time Equated Faculty (FTEF) and SCH/FTEF Aggregated by Course Prefix within College and Department

Prefix	Year	<u>Student Credit Hours</u>				<u>Full Time Equated Faculty</u>				<u>SCH/FTEF</u>			
		Summer	Fall	Spring	F + SP (a)	Summer	Fall	Spring	Avg F + SP (b)	Summer	Fall	Spring	F + SP (a / b)
<u>College of Business</u>													
<u>Account, Finance, Info Systems</u>													
ACCT	2006-07	0.00	2,808.00	2,795.00	5,603.00	0.00	7.75	7.94	7.84		362.32	352.13	714.33
ACCT	2007-08	550.00	2,775.00	2,439.00	5,214.00	1.75	8.25	7.00	7.63	314.29	336.36	348.43	683.80
ACCT	2008-09	411.00	2,871.00	2,652.00	5,523.00	1.13	8.50	7.50	8.00	365.33	337.76	353.60	690.38
ACCT	2009-10	504.00	2,766.00	2,552.00	5,318.00	1.50	8.25	7.01	7.63	336.00	335.27	363.92	696.87
FINC	2006-07	0.00	981.00	1,083.00	2,064.00	0.00	3.38	3.31	3.34		290.67	326.94	617.27
FINC	2007-08	310.00	1,098.00	1,164.00	2,262.00	1.00	3.38	3.25	3.31	310.00	325.33	358.15	682.87
FINC	2008-09	261.00	1,107.00	1,017.00	2,124.00	1.25	3.25	2.94	3.09	208.80	340.62	346.21	686.55
FINC	2009-10	297.00	1,230.00	1,101.00	2,331.00	1.25	3.25	3.40	3.33	237.60	378.46	323.82	701.05
HSCJ	2006-07	0.00	150.00	159.00	309.00	0.00	0.50	0.67	0.58		300.00	238.50	529.71
HSCJ	2007-08	0.00	183.00	261.00	444.00	0.00	0.75	1.00	0.88		244.00	261.00	507.43
HSCJ	2008-09	90.00	309.00	423.00	732.00	0.58	1.00	2.00	1.50	155.17	309.00	211.50	488.00
HSCJ	2009-10	0.00	360.00	288.00	648.00	0.00	1.50	1.38	1.44		240.00	208.14	449.43
ISIN	2007-08	0.00	36.00	0.00	36.00	0.00	0.25	0.00	0.13		144.00		288.00
ISIN	2008-09	57.00	168.00	39.00	207.00	0.52	0.50	0.17	0.34	108.74	336.00	229.41	617.91
ISIN	2009-10	123.00	210.00	435.00	645.00	0.88	0.50	1.93	1.21	139.25	420.00	225.52	531.11
ISYS	2006-07	0.00	3,051.00	2,979.00	6,030.00	0.00	12.50	10.50	11.50		244.08	283.71	524.35
ISYS	2007-08	754.00	3,171.00	2,961.00	6,132.00	3.25	11.83	10.50	11.17	232.00	267.97	282.00	549.13
ISYS	2008-09	648.00	3,207.00	2,871.00	6,078.00	3.50	10.50	10.94	10.72	185.28	305.43	262.49	567.04
ISYS	2009-10	646.00	2,931.00	2,919.00	5,850.00	2.78	9.50	9.75	9.63	232.65	308.53	299.38	607.79
MISM	2006-07	0.00	171.00	342.00	513.00	0.00	0.85	1.87	1.36		201.18	182.56	376.74
MISM	2007-08	207.00	363.00	435.00	798.00	2.00	2.42	2.58	2.50	103.50	150.21	168.60	319.41
MISM	2008-09	189.00	447.00	375.00	822.00	1.59	2.42	2.17	2.29	119.18	184.71	172.81	358.17
MISM	2009-10	189.00	345.00	333.00	678.00	1.77	2.00	2.28	2.14	106.98	172.50	146.22	317.01

FERRIS STATE UNIVERSITY

Student Credit Hours (SCH), Full Time Equated Faculty (FTEF) and SCH/FTEF Aggregated by Course Prefix within College and Department

Prefix	Year	<u>Student Credit Hours</u>				<u>Full Time Equated Faculty</u>				<u>SCH/FTEF</u>			
		Summer	Fall	Spring	F + SP (a)	Summer	Fall	Spring	Avg F + SP (b)	Summer	Fall	Spring	F + SP (a / b)
<u>College of Business</u>													
<u>Accountancy, Finance, Econ. & Statistics</u>													
ACCT	2005-06	387.00	2,799.00	0.00	2,799.00	1.25	8.58	0.00	4.29	309.60	326.10		652.19
ECON	2005-06	534.00	1,917.00	0.00	1,917.00	2.00	4.50	0.00	2.25	267.00	426.00		852.00
FINC	2005-06	225.00	924.00	0.00	924.00	1.00	4.33	0.00	2.17	225.00	213.23		426.46
STQM	2005-06	105.00	768.00	0.00	768.00	0.50	2.50	0.00	1.25	210.00	307.20		614.40
<u>Coll of Business Graduate Prog</u>													
MISM	2006-07	0.00	24.00	0.00	24.00	0.00	0.25	0.00	0.13		96.00		192.00
MMBA	2006-07	0.00	528.00	0.00	528.00	0.00	2.83	0.00	1.42		186.57		373.14
<u>College of Business Graduate Programs</u>													
HSCJ	2005-06	0.00	0.00	123.00	123.00	0.00	0.00	0.67	0.33			184.50	369.00
MISM	2005-06	81.00	294.00	243.00	537.00	0.33	2.30	1.92	2.11	245.88	127.83	126.78	254.70
MISM	2006-07	120.00	0.00	0.00	0.00	0.87	0.00	0.00	0.00	137.93			
MMBA	2005-06	300.00	432.00	351.00	783.00	1.49	3.33	2.41	2.87	201.91	129.73	145.44	272.66
MMBA	2006-07	399.00	0.00	0.00	0.00	2.47	0.00	0.00	0.00	161.87			
MTED	2005-06	15.00	0.00	0.00	0.00	0.17	0.00	0.00	0.00	89.55			
<u>Computer Information Systems Dept</u>													
ACCT	2005-06	0.00	0.00	2,604.00	2,604.00	0.00	0.00	7.50	3.75			347.20	694.40
ACCT	2006-07	355.00	0.00	0.00	0.00	1.25	0.00	0.00	0.00	284.00			
FINC	2005-06	0.00	0.00	972.00	972.00	0.00	0.00	4.00	2.00			243.00	486.00

FERRIS STATE UNIVERSITY

Student Credit Hours (SCH), Full Time Equated Faculty (FTEF) and SCH/FTEF Aggregated by Course Prefix within College and Department

Prefix	Year	<u>Student Credit Hours</u>				<u>Full Time Equated Faculty</u>				<u>SCH/FTEF</u>			
		Summer	Fall	Spring	F + SP (a)	Summer	Fall	Spring	Avg F + SP (b)	Summer	Fall	Spring	F + SP (a / b)
<u>College of Business</u>													
<u>Computer Information Systems Dept</u>													
FINC	2006-07	183.00	0.00	0.00	0.00	0.50	0.00	0.00	0.00	366.00			
ISYS	2005-06	813.00	2,988.00	2,961.00	5,949.00	3.34	12.25	12.33	12.29	243.78	243.92	240.08	483.99
ISYS	2006-07	635.00	0.00	0.00	0.00	3.00	0.00	0.00	0.00	211.67			
<u>Management</u>													
BLAW	2005-06	105.00	1,032.00	1,183.00	2,215.00	0.27	3.19	3.14	3.16	385.00	323.28	377.30	700.09
BLAW	2006-07	135.00	1,116.00	1,017.00	2,133.00	0.75	3.87	2.95	3.41	180.00	288.31	344.59	625.31
BLAW	2007-08	123.00	979.00	1,220.00	2,199.00	0.75	3.19	3.26	3.23	164.00	306.67	373.81	681.23
BLAW	2008-09	159.00	924.00	1,106.00	2,030.00	0.75	2.69	3.35	3.02	212.00	343.20	330.45	672.26
BLAW	2009-10	200.00	985.00	1,043.00	2,028.00	1.00	2.83	3.07	2.95	200.00	348.39	339.99	688.04
BUSN	2005-06	138.00	858.00	1,074.00	1,932.00	0.38	3.00	3.36	3.18	368.00	286.00	319.91	607.82
BUSN	2006-07	108.00	717.00	1,047.00	1,764.00	0.50	2.85	3.36	3.10	216.00	251.58	311.87	568.38
BUSN	2007-08	186.00	1,029.00	1,047.00	2,076.00	0.71	2.99	3.58	3.29	260.14	344.44	292.19	631.88
BUSN	2008-09	186.00	771.00	1,059.00	1,830.00	0.84	3.50	4.00	3.75	220.12	220.29	264.75	488.00
BUSN	2009-10	198.00	720.00	1,065.00	1,785.00	1.17	2.56	2.95	2.76	169.71	280.98	361.02	647.62
ECON	2005-06	0.00	0.00	1,935.00	1,935.00	0.00	0.00	4.50	2.25			430.00	860.00
ECON	2006-07	660.00	1,833.00	2,121.00	3,954.00	2.25	4.25	5.25	4.75	293.33	431.29	404.00	832.42
ECON	2007-08	699.00	2,010.00	2,274.00	4,284.00	2.75	4.50	5.75	5.13	254.18	446.67	395.48	835.90
ECON	2008-09	681.00	2,220.00	2,247.00	4,467.00	3.00	4.75	4.92	4.84	227.00	467.37	456.71	923.89
ECON	2009-10	651.00	2,202.00	2,166.00	4,368.00	3.00	4.75	4.75	4.75	217.00	463.58	456.00	919.58
HOMT	2005-06	158.00	156.00	476.00	632.00	0.50	0.49	2.17	1.33	314.75	316.27	219.08	474.12
HOMT	2006-07	156.00	110.00	0.00	110.00	0.87	0.25	0.00	0.13	179.63	440.00		880.00
INTB	2005-06	27.00	363.00	264.00	627.00	0.25	1.50	0.89	1.20	108.00	242.00	295.68	524.06
INTB	2006-07	42.00	363.00	468.00	831.00	0.25	1.50	1.64	1.57	168.00	242.00	284.87	528.82

FERRIS STATE UNIVERSITY

Student Credit Hours (SCH), Full Time Equated Faculty (FTEF) and SCH/FTEF Aggregated by Course Prefix within College and Department

Prefix	Year	<u>Student Credit Hours</u>				<u>Full Time Equated Faculty</u>				<u>SCH/FTEF</u>			
		Summer	Fall	Spring	F + SP (a)	Summer	Fall	Spring	Avg F + SP (b)	Summer	Fall	Spring	F + SP (a / b)
<u>College of Business</u>													
<u>Management</u>													
INTB	2007-08	60.00	330.00	465.00	795.00	0.25	1.20	1.67	1.43	240.00	275.00	279.00	554.65
INTB	2008-09	81.00	603.00	429.00	1,032.00	0.62	2.25	2.00	2.13	130.12	268.00	214.50	485.65
INTB	2009-10	99.00	579.00	537.00	1,116.00	0.50	2.00	2.11	2.05	198.00	289.50	254.80	543.40
LLAW	2005-06	0.00	331.00	306.00	637.00	0.00	1.06	1.18	1.12		312.95	258.92	568.87
LLAW	2006-07	0.00	278.00	275.00	553.00	0.00	1.13	1.28	1.20		246.21	215.52	459.86
LLAW	2007-08	0.00	245.00	245.00	490.00	0.00	1.06	1.30	1.18		231.64	187.94	415.02
LLAW	2008-09	0.00	226.00	230.00	456.00	0.00	1.06	1.22	1.14		213.67	188.48	400.36
LLAW	2009-10	0.00	199.00	229.00	428.00	0.00	1.15	1.23	1.19		173.04	186.59	360.08
MGMT	2005-06	672.00	2,994.00	3,573.00	6,567.00	1.63	9.25	10.25	9.75	413.54	323.68	348.59	673.54
MGMT	2006-07	768.00	3,369.00	3,561.00	6,930.00	3.25	9.75	8.75	9.25	236.31	345.54	406.97	749.19
MGMT	2007-08	1,026.00	3,493.00	3,846.00	7,339.00	3.54	9.13	10.08	9.60	289.83	382.79	381.42	764.15
MGMT	2008-09	837.00	3,405.00	3,790.00	7,195.00	4.04	10.75	10.33	10.54	207.35	316.74	366.77	682.53
MGMT	2009-10	885.00	3,993.00	4,074.00	8,067.00	4.11	12.60	13.10	12.85	215.50	316.96	310.99	627.84
MMBA	2006-07	0.00	0.00	531.00	531.00	0.00	0.00	3.51	1.76			151.28	302.56
MMBA	2007-08	384.00	711.00	702.00	1,413.00	2.60	4.08	4.02	4.05	147.98	174.26	174.53	348.79
MMBA	2008-09	504.00	693.00	645.00	1,338.00	3.22	3.91	4.25	4.08	156.36	177.24	151.88	328.08
MMBA	2009-10	453.00	696.00	567.00	1,263.00	4.26	3.68	3.52	3.60	106.42	189.13	161.08	350.83
REAL	2005-06	0.00	75.00	133.00	208.00	0.00	0.25	0.50	0.38		300.00	266.00	554.67
REAL	2006-07	0.00	39.00	108.00	147.00	0.00	0.50	0.50	0.50		78.00	216.00	294.00
REAL	2007-08	0.00	42.00	108.00	150.00	0.00	0.25	0.50	0.38		168.00	216.00	400.00
REAL	2008-09	0.00	0.00	63.00	63.00	0.00	0.00	0.38	0.19			168.00	336.00
REAL	2009-10	0.00	0.00	39.00	39.00	0.00	0.00	0.25	0.13			156.00	312.00
RFIM	2005-06	138.00	562.00	309.00	871.00	0.50	2.59	1.10	1.84	277.10	217.26	280.91	472.50
RFIM	2006-07	79.00	642.00	0.00	642.00	0.38	3.25	0.00	1.63	207.04	197.54		395.08

FERRIS STATE UNIVERSITY

Student Credit Hours (SCH), Full Time Equated Faculty (FTEF) and SCH/FTEF Aggregated by Course Prefix within College and Department

Prefix	Year	<u>Student Credit Hours</u>				<u>Full Time Equated Faculty</u>				<u>SCH/FTEF</u>			
		Summer	Fall	Spring	F + SP (a)	Summer	Fall	Spring	Avg F + SP (b)	Summer	Fall	Spring	F + SP (a / b)
<u>College of Business</u>													
<u>Marketing</u>													
ADVG	2005-06	84.00	633.00	798.00	1,431.00	0.50	2.50	2.63	2.56	168.00	253.20	304.00	558.44
ADVG	2006-07	133.00	600.00	651.00	1,251.00	0.75	2.25	2.33	2.29	177.33	266.67	279.00	545.89
ADVG	2007-08	102.00	537.00	582.00	1,119.00	0.50	1.75	2.00	1.88	204.00	306.86	291.00	596.80
ADVG	2008-09	117.00	594.00	699.00	1,293.00	0.50	2.00	2.00	2.00	234.00	297.00	349.50	646.50
ADVG	2009-10	99.00	660.00	0.00	660.00	0.71	2.25	0.00	1.13	139.39	293.33		586.67
AIMC	2009-10	0.00	0.00	554.00	554.00	0.00	0.00	2.08	1.04			266.35	532.69
ECOM	2005-06	114.00	0.00	54.00	54.00	0.50	0.00	0.25	0.13	228.00		216.00	432.00
ECOM	2006-07	114.00	0.00	114.00	114.00	0.50	0.00	0.67	0.33	228.00		171.00	342.00
ECOM	2007-08	111.00	0.00	87.00	87.00	0.50	0.00	0.50	0.25	222.00		174.00	348.00
ECOM	2008-09	117.00	0.00	60.00	60.00	0.50	0.00	0.25	0.13	234.00		240.00	480.00
ECOM	2009-10	111.00	0.00	39.00	39.00	0.50	0.00	0.25	0.13	222.00		156.00	312.00
GRDE	2006-07	0.00	1,278.00	1,059.00	2,337.00	0.00	6.51	6.00	6.25		196.31	176.50	373.62
GRDE	2007-08	0.00	1,422.00	1,308.00	2,730.00	0.00	7.20	7.00	7.10		197.50	186.86	384.51
GRDE	2008-09	0.00	1,827.00	1,527.00	3,354.00	0.00	8.22	7.20	7.71		222.26	212.08	435.02
GRDE	2009-10	0.00	1,932.00	1,449.00	3,381.00	0.00	8.20	6.95	7.57		235.61	208.49	446.34
MIMG	2005-06	40.00	146.00	6.00	152.00	0.42	0.75	0.44	0.60	94.59	194.67	13.50	254.51
MIMG	2006-07	30.00	155.00	0.00	155.00	0.63	0.75	0.00	0.38	47.62	206.67		413.33
MKTG	2005-06	604.00	2,235.00	2,070.00	4,305.00	2.50	7.25	6.63	6.94	241.60	308.28	312.45	620.54
MKTG	2006-07	628.00	2,316.00	2,205.00	4,521.00	2.00	7.65	7.00	7.33	314.00	302.75	315.00	617.20
MKTG	2007-08	783.00	2,508.00	2,127.00	4,635.00	3.50	7.81	6.92	7.36	223.71	321.02	307.52	629.36
MKTG	2008-09	783.00	2,163.00	2,244.00	4,407.00	3.50	8.00	8.00	8.00	223.71	270.38	280.50	550.88
MKTG	2009-10	860.00	2,220.00	2,361.00	4,581.00	4.76	8.25	8.67	8.46	180.56	269.24	272.42	541.74
PGMG	2005-06	338.00	289.00	149.00	438.00	1.33	0.94	0.94	0.94	254.14	307.45	158.51	465.96
PGMG	2006-07	336.00	0.00	0.00	0.00	1.21	0.00	0.00	0.00	277.69			

FERRIS STATE UNIVERSITY

Student Credit Hours (SCH), Full Time Equated Faculty (FTEF) and SCH/FTEF Aggregated by Course Prefix within College and Department

Prefix	Year	<u>Student Credit Hours</u>				<u>Full Time Equated Faculty</u>				<u>SCH/FTEF</u>			
		Summer	Fall	Spring	F + SP (a)	Summer	Fall	Spring	Avg F + SP (b)	Summer	Fall	Spring	F + SP (a / b)
<u>College of Business</u>													
<u>Marketing</u>													
PREL	2005-06	27.00	298.00	276.00	574.00	0.25	1.00	1.25	1.13	108.00	298.00	220.80	510.22
PREL	2006-07	15.00	326.00	342.00	668.00	0.00	1.25	1.25	1.25		260.80	273.60	534.40
PREL	2007-08	39.00	340.00	300.00	640.00	0.00	1.25	1.50	1.38		272.00	200.00	465.45
PREL	2008-09	81.00	350.00	349.00	699.00	0.25	1.25	1.50	1.38	324.00	280.00	232.67	508.36
PREL	2009-10	144.00	293.00	248.00	541.00	0.86	1.45	1.08	1.27	167.39	201.44	229.63	426.90
PTMG	2005-06	52.00	145.00	62.00	207.00	0.67	0.67	0.67	0.67	77.61	216.42	92.54	308.96
PTMG	2006-07	46.00	95.00	0.00	95.00	0.33	0.33	0.00	0.17	139.39	287.88		575.76
RETG	2005-06	99.00	303.00	462.00	765.00	0.50	1.25	0.63	0.94	198.00	242.40	739.20	816.00
RETG	2006-07	150.00	240.00	441.00	681.00	0.50	1.00	1.00	1.00	300.00	240.00	441.00	681.00
RETG	2007-08	0.00	282.00	432.00	714.00	0.00	1.00	1.08	1.04		282.00	398.77	685.44
RETG	2008-09	75.00	216.00	360.00	576.00	0.25	1.00	1.25	1.13	300.00	216.00	288.00	512.00
RETG	2009-10	0.00	198.00	216.00	414.00	0.00	0.75	0.58	0.67		264.00	370.29	621.00
STQM	2005-06	0.00	0.00	849.00	849.00	0.00	0.00	2.88	1.44			295.30	590.61
STQM	2006-07	120.00	795.00	864.00	1,659.00	0.75	3.00	3.75	3.38	160.00	265.00	230.40	491.56
STQM	2007-08	135.00	816.00	717.00	1,533.00	0.75	2.83	2.33	2.58	180.00	288.00	307.29	593.42
STQM	2008-09	138.00	738.00	804.00	1,542.00	0.75	2.83	2.95	2.89	184.00	260.78	272.54	533.56
STQM	2009-10	81.00	879.00	906.00	1,785.00	0.50	3.00	2.75	2.88	162.00	293.00	329.45	620.87
VISD	2005-06	39.00	1,482.00	1,125.00	2,607.00	0.27	7.25	6.50	6.87	143.00	204.41	173.08	379.20
VISD	2006-07	3.00	0.00	0.00	0.00	0.00	0.00	0.00	0.00				
<u>Sports, Entertain, Hospt. Mgmt</u>													
HOMT	2006-07	0.00	0.00	551.00	551.00	0.00	0.00	2.44	1.22			226.14	452.28
HOMT	2007-08	157.00	231.00	611.00	842.00	1.26	1.20	2.45	1.82	124.32	193.18	249.53	462.08
HOMT	2008-09	164.00	239.00	596.00	835.00	2.25	0.99	2.42	1.71	72.89	240.34	246.61	489.56
HOMT	2009-10	212.00	233.00	713.00	946.00	2.50	1.02	2.82	1.92	84.80	228.20	253.04	492.87

FERRIS STATE UNIVERSITY

Student Credit Hours (SCH), Full Time Equated Faculty (FTEF) and SCH/FTEF Aggregated by Course Prefix within College and Department

Prefix	Year	<u>Student Credit Hours</u>				<u>Full Time Equated Faculty</u>				<u>SCH/FTEF</u>			
		Summer	Fall	Spring	F + SP (a)	Summer	Fall	Spring	Avg F + SP (b)	Summer	Fall	Spring	F + SP (a / b)
<u>College of Business</u>													
<u>Sports, Entertain, Hospt. Mgmt</u>													
MIMG	2006-07	0.00	0.00	80.00	80.00	0.00	0.00	0.63	0.31			128.00	256.00
MIMG	2007-08	58.00	135.00	79.00	214.00	0.92	0.73	0.70	0.71	63.04	185.63	112.86	299.87
MIMG	2008-09	84.00	177.00	105.00	282.00	1.38	0.73	0.70	0.71	61.09	243.38	150.00	395.16
MIMG	2009-10	92.00	192.00	87.00	279.00	1.00	0.73	0.70	0.71	92.00	264.00	124.29	390.96
PGMG	2006-07	0.00	282.00	150.00	432.00	0.00	1.00	1.00	1.00		282.00	150.00	432.00
PGMG	2007-08	312.00	269.00	167.00	436.00	0.33	0.88	0.00	0.44	945.45	305.68		990.91
PGMG	2008-09	286.00	251.00	266.00	517.00	2.21	0.00	0.37	0.18	129.71		726.78	2,825.14
PGMG	2009-10	262.00	252.00	286.00	538.00	1.33	0.88	1.12	1.00	196.99	286.36	255.36	538.00
PTMG	2006-07	0.00	0.00	54.00	54.00	0.00	0.00	0.33	0.17			163.64	327.27
PTMG	2007-08	40.00	114.00	40.00	154.00	0.33	0.33	0.33	0.33	121.21	345.45	121.21	466.67
PTMG	2008-09	36.00	135.00	66.00	201.00	0.75	0.42	0.00	0.21	48.00	324.52		966.35
PTMG	2009-10	38.00	125.00	42.00	167.00	0.33	0.33	0.34	0.34	115.15	378.79	123.53	498.51
RFIM	2006-07	0.00	0.00	388.00	388.00	0.00	0.00	1.34	0.67			290.37	580.75
RFIM	2007-08	57.00	753.00	467.00	1,220.00	0.49	2.88	1.82	2.35	117.00	261.07	256.02	518.23
RFIM	2008-09	63.00	914.00	426.00	1,340.00	0.25	3.59	1.86	2.72	252.00	254.91	229.53	492.51
RFIM	2009-10	51.00	944.00	460.00	1,404.00	0.25	3.81	2.06	2.93	204.00	247.84	223.60	478.67

FERRIS STATE UNIVERSITY

Student Credit Hours (SCH), Full Time Equated Faculty (FTEF) and SCH/FTEF Aggregated by Course Prefix within College and Department

Prefix	Year	<u>Student Credit Hours</u>				<u>Full Time Equated Faculty</u>				<u>SCH/FTEF</u>			
		Summer	Fall	Spring	F + SP (a)	Summer	Fall	Spring	Avg F + SP (b)	Summer	Fall	Spring	F + SP (a / b)
<u>College of Education & Human Serv</u>													
<u>Criminal Justice</u>													
CRIM	2005-06	1,333.00	4,291.00	4,434.00	8,725.00	7.18	18.29	20.68	19.49	185.61	234.54	214.36	447.67
CRIM	2006-07	1,501.00	0.00	0.00	0.00	9.48	0.00	0.00	0.00	158.33			
MSCI	2005-06	0.00	59.00	62.00	121.00	0.00	0.00	0.00	0.00				
<u>Recreation Leisure Services & Wellness</u>													
RMLS	2005-06	223.00	1,294.00	1,147.00	2,441.00	1.70	4.56	5.35	4.96	131.51	283.63	214.21	492.30
RMLS	2006-07	229.00	0.00	0.00	0.00	1.42	0.00	0.00	0.00	160.89			
<u>School of Education</u>													
ECTE	2005-06	237.00	260.00	319.00	579.00	1.56	1.47	2.32	1.90	151.69	176.40	137.58	305.34
ECTE	2006-07	229.00	0.00	0.00	0.00	1.62	0.00	0.00	0.00	141.60			
EDCD	2005-06	33.00	375.00	244.00	619.00	0.35	1.75	1.42	1.59	94.29	214.29	171.83	390.54
EDCD	2006-07	206.00	0.00	0.00	0.00	0.98	0.00	0.00	0.00	209.25			
EDGP	2006-07	15.00	0.00	0.00	0.00	0.43	0.00	0.00	0.00	34.51			
EDLA	2005-06	291.00	720.00	688.00	1,408.00	1.69	2.02	2.71	2.37	172.69	355.82	253.78	594.78
EDLA	2006-07	273.00	0.00	0.00	0.00	1.42	0.00	0.00	0.00	192.71			
EDPE	2005-06	3.00	156.00	58.00	214.00	0.21	0.82	0.33	0.58	14.00	190.67	174.00	371.68
EDPE	2006-07	13.00	0.00	0.00	0.00	0.00	0.00	0.00	0.00				
EDPH	2005-06	79.00	21.00	3.00	24.00	0.76	0.25	0.00	0.13	103.95	84.00		192.00
EDPH	2006-07	73.00	0.00	0.00	0.00	0.75	0.00	0.00	0.00	97.33			
EDUC	2005-06	1,637.00	4,842.00	4,321.00	9,163.00	8.49	26.44	24.76	25.60	192.81	183.12	174.52	357.93
EDUC	2006-07	1,514.00	0.00	0.00	0.00	7.32	0.00	0.00	0.00	206.82			

FERRIS STATE UNIVERSITY

Student Credit Hours (SCH), Full Time Equated Faculty (FTEF) and SCH/FTEF Aggregated by Course Prefix within College and Department

Prefix	Year	<u>Student Credit Hours</u>				<u>Full Time Equated Faculty</u>				<u>SCH/FTEF</u>			
		Summer	Fall	Spring	F + SP (a)	Summer	Fall	Spring	Avg F + SP (b)	Summer	Fall	Spring	F + SP (a / b)
<u>College of Education & Human Serv</u>													
<u>School of Education</u>													
ERLA	2005-06	78.00	45.00	42.00	87.00	0.25	0.25	0.23	0.24	312.00	180.00	186.20	365.88
ERLA	2006-07	63.00	0.00	0.00	0.00	0.58	0.00	0.00	0.00	108.00			
ESPN	2005-06	72.00	129.00	237.00	366.00	0.33	0.75	1.16	0.96	218.18	172.00	204.31	383.25
ESPN	2006-07	87.00	0.00	0.00	0.00	0.22	0.00	0.00	0.00	395.45			
<u>Television Production</u>													
TVPR	2005-06	258.00	1,016.00	890.00	1,906.00	0.85	6.45	6.01	6.23	303.53	157.59	148.09	306.01
TVPR	2006-07	258.00	0.00	0.00	0.00	1.93	0.00	0.00	0.00	133.68			

FERRIS STATE UNIVERSITY

Student Credit Hours (SCH), Full Time Equated Faculty (FTEF) and SCH/FTEF Aggregated by Course Prefix within College and Department

Prefix	Year	<u>Student Credit Hours</u>				<u>Full Time Equated Faculty</u>				<u>SCH/FTEF</u>			
		Summer	Fall	Spring	F + SP (a)	Summer	Fall	Spring	Avg F + SP (b)	Summer	Fall	Spring	F + SP (a / b)
<u>College of Education-Human Ser</u>													
<u>Criminal Justice</u>													
CRIM	2006-07	0.00	5,053.00	4,981.00	10,034.00	0.00	21.89	24.25	23.07		230.78	205.39	434.88
CRIM	2007-08	1,715.00	5,245.00	5,324.00	10,569.00	12.69	26.41	27.63	27.02	135.17	198.61	192.69	391.17
CRIM	2008-09	1,791.00	5,782.00	5,797.00	11,579.00	11.32	27.29	26.93	27.11	158.22	211.84	215.28	427.10
CRIM	2009-10	1,855.00	6,429.00	6,817.00	13,246.00	14.66	27.06	27.73	27.40	126.54	237.54	245.79	483.43
MSCI	2006-07	0.00	86.00	56.00	142.00	0.00	0.00	0.00	0.00				
MSCI	2007-08	0.00	68.00	68.00	136.00	0.00	0.00	0.00	0.00				
MSCI	2008-09	0.00	114.00	109.00	223.00	0.00	0.00	0.59	0.30			184.46	754.77
MSCI	2009-10	0.00	128.00	128.00	256.00	0.00	0.00	0.00	0.00				
<u>Recreation, Leisure Serv-Well</u>													
RMLS	2006-07	0.00	1,311.00	1,170.00	2,481.00	0.00	5.39	5.33	5.36		243.08	219.56	462.78
RMLS	2007-08	186.00	1,132.00	1,096.00	2,228.00	1.52	6.00	5.20	5.60	122.37	188.66	210.62	397.72
RMLS	2008-09	202.00	1,358.00	1,101.00	2,459.00	1.91	6.36	4.85	5.60	105.76	213.59	227.20	438.96
RMLS	2009-10	84.00	1,239.00	1,006.00	2,245.00	0.51	5.99	5.00	5.49	165.71	206.90	201.40	408.80
<u>School of Education Dept</u>													
ECTE	2006-07	0.00	212.00	320.00	532.00	0.00	1.01	1.14	1.07		209.70	281.82	495.70
ECTE	2007-08	124.00	289.00	144.00	433.00	0.71	1.78	1.00	1.39	173.70	162.66	143.53	311.52
ECTE	2008-09	210.00	143.00	181.00	324.00	0.21	1.75	1.36	1.55	989.90	81.71	133.20	208.44
ECTE	2009-10	295.00	239.00	209.00	448.00	1.37	0.92	1.18	1.05	215.21	259.04	176.70	425.57
EDCD	2006-07	0.00	373.00	418.00	791.00	0.00	2.58	2.62	2.60		144.57	159.80	304.48
EDCD	2007-08	122.00	475.00	468.00	943.00	1.20	2.93	3.43	3.18	102.04	161.93	136.44	296.39
EDCD	2008-09	165.00	421.00	470.00	891.00	2.22	3.49	4.34	3.92	74.32	120.63	108.20	227.47
EDCD	2009-10	137.00	457.00	417.00	874.00	1.79	2.74	2.80	2.77	76.54	166.79	148.93	315.52

FERRIS STATE UNIVERSITY

Student Credit Hours (SCH), Full Time Equated Faculty (FTEF) and SCH/FTEF Aggregated by Course Prefix within College and Department

Prefix	Year	<u>Student Credit Hours</u>				<u>Full Time Equated Faculty</u>				<u>SCH/FTEF</u>			
		Summer	Fall	Spring	F + SP (a)	Summer	Fall	Spring	Avg F + SP (b)	Summer	Fall	Spring	F + SP (a / b)
<u>College of Education-Human Ser</u>													
<u>School of Education Dept</u>													
EDGP	2006-07	0.00	27.00	14.00	41.00	0.00	0.45	0.37	0.41		60.15	38.19	100.55
EDGP	2007-08	63.00	54.00	46.00	100.00	0.92	0.47	0.51	0.49	68.21	114.95	89.48	203.28
EDGP	2008-09	122.00	79.00	72.00	151.00	0.70	0.70	0.53	0.62	174.68	113.39	134.94	245.47
EDGP	2009-10	145.00	89.00	91.00	180.00	1.08	0.54	0.77	0.66	134.20	163.73	117.60	273.26
EDLA	2006-07	0.00	608.00	615.00	1,223.00	0.00	2.65	3.18	2.91		229.43	193.67	419.88
EDLA	2007-08	303.00	460.00	332.00	792.00	1.08	2.92	2.34	2.63	279.69	157.71	141.98	301.43
EDLA	2008-09	164.00	542.00	322.00	864.00	1.08	2.75	2.01	2.38	151.85	197.36	160.08	363.19
EDLA	2009-10	75.00	381.00	381.00	762.00	0.79	1.73	1.40	1.57	94.96	219.66	272.33	486.35
EDLE	2009-10	0.00	0.00	42.00	42.00	0.00	0.00	0.19	0.10			217.00	434.00
EDPE	2006-07	0.00	144.00	111.00	255.00	0.00	0.69	0.64	0.67		208.00	172.67	381.98
EDPE	2007-08	0.00	177.00	102.00	279.00	0.00	0.69	0.55	0.62		255.67	187.00	450.81
EDPE	2008-09	0.00	144.00	99.00	243.00	0.00	1.00	0.82	0.91		144.00	121.00	267.30
EDPE	2009-10	0.00	225.00	147.00	372.00	0.00	0.88	1.00	0.94		255.00	147.00	395.25
EDPH	2006-07	0.00	27.00	39.00	66.00	0.00	0.25	0.48	0.37		108.00	81.12	180.63
EDPH	2007-08	24.00	9.00	27.00	36.00	0.25	0.25	0.31	0.28	96.00	36.00	87.10	128.57
EDPH	2008-09	6.00	0.00	0.00	0.00	0.25	0.00	0.00	0.00	24.00			
EDPH	2009-10	12.00	0.00	0.00	0.00	0.50	0.00	0.00	0.00	24.00			
EDUC	2006-07	0.00	4,428.00	3,941.00	8,369.00	0.00	20.31	20.39	20.35		217.99	193.24	411.17
EDUC	2007-08	1,235.00	3,464.00	3,208.00	6,672.00	6.11	19.13	20.54	19.83	202.01	181.12	156.21	336.44
EDUC	2008-09	1,008.00	2,975.00	2,778.00	5,753.00	2.47	16.43	20.52	18.48	408.19	181.11	135.35	311.39
EDUC	2009-10	1,027.00	2,816.00	2,543.00	5,359.00	5.75	15.79	17.79	16.79	178.64	178.35	142.93	319.18
ERLA	2006-07	0.00	27.00	132.00	159.00	0.00	0.20	0.50	0.35		135.00	264.00	454.29
ERLA	2007-08	39.00	39.00	105.00	144.00	0.58	0.36	0.88	0.62	67.24	108.33	118.87	231.64
ERLA	2008-09	42.00	69.00	63.00	132.00	0.00	0.42	0.46	0.44		166.27	137.45	302.29

FERRIS STATE UNIVERSITY

Student Credit Hours (SCH), Full Time Equated Faculty (FTEF) and SCH/FTEF Aggregated by Course Prefix within College and Department

Prefix	Year	<u>Student Credit Hours</u>				<u>Full Time Equated Faculty</u>				<u>SCH/FTEF</u>			
		Summer	Fall	Spring	F + SP (a)	Summer	Fall	Spring	Avg F + SP (b)	Summer	Fall	Spring	F + SP (a / b)
<u>College of Education-Human Ser</u>													
<u>School of Education Dept</u>													
ERLA	2009-10	102.00	99.00	102.00	201.00	1.20	0.37	0.54	0.45	84.80	270.00	188.89	443.38
ESPN	2006-07	0.00	201.00	102.00	303.00	0.00	0.85	1.00	0.93		236.47	102.00	327.57
ESPN	2007-08	159.00	204.00	174.00	378.00	0.91	0.67	1.09	0.88	174.73	304.48	160.12	430.36
ESPN	2008-09	114.00	204.00	204.00	408.00	0.60	1.24	1.05	1.15	190.00	164.52	194.02	356.11
ESPN	2009-10	147.00	180.00	180.00	360.00	1.16	0.93	1.67	1.30	126.71	192.66	107.78	276.47
<u>Television Production</u>													
TVPR	2006-07	0.00	743.00	748.00	1,491.00	0.00	5.01	5.88	5.44		148.30	127.21	273.83
TVPR	2007-08	276.00	901.00	713.00	1,614.00	2.83	5.75	4.50	5.13	97.53	156.70	158.44	314.93
TVPR	2008-09	249.00	838.00	761.00	1,599.00	2.78	6.18	6.17	6.17	89.57	135.60	123.34	258.95
TVPR	2009-10	210.00	751.00	710.00	1,461.00	1.63	5.83	4.83	5.33	128.83	128.74	147.00	274.02

FERRIS STATE UNIVERSITY

Student Credit Hours (SCH), Full Time Equated Faculty (FTEF) and SCH/FTEF Aggregated by Course Prefix within College and Department

Prefix	Year	<u>Student Credit Hours</u>				<u>Full Time Equated Faculty</u>				<u>SCH/FTEF</u>			
		Summer	Fall	Spring	F + SP (a)	Summer	Fall	Spring	Avg F + SP (b)	Summer	Fall	Spring	F + SP (a / b)
<u>College of Optometry</u>													
<u>Optometry</u>													
OPTM	2005-06	476.00	2,145.00	2,343.00	4,488.00	11.75	16.65	16.74	16.69	40.51	128.83	139.99	268.85
OPTM	2006-07	448.00	0.00	0.00	0.00	11.75	0.00	0.00	0.00	38.13			

FERRIS STATE UNIVERSITY

Student Credit Hours (SCH), Full Time Equated Faculty (FTEF) and SCH/FTEF Aggregated by Course Prefix within College and Department

Prefix	Year	<u>Student Credit Hours</u>				<u>Full Time Equated Faculty</u>				<u>SCH/FTEF</u>			
		Summer	Fall	Spring	F + SP (a)	Summer	Fall	Spring	Avg F + SP (b)	Summer	Fall	Spring	F + SP (a / b)
<u>College of Pharmacy</u>													
<u>Pharmacy</u>													
PHAD	2005-06	147.00	908.00	846.00	1,754.00	2.22	1.27	0.89	1.08	66.10	712.72	947.29	1,618.78
PHAD	2006-07	217.00	890.00	1,050.00	1,940.00	2.00	1.61	1.81	1.71	108.50	551.40	581.04	1,134.11
PHAD	2007-08	131.00	981.00	998.00	1,979.00	0.95	1.92	2.75	2.33	137.99	510.89	363.23	847.95
PHAD	2008-09	275.00	1,057.00	1,082.00	2,139.00	1.49	1.55	2.36	1.96	184.93	682.87	457.59	1,093.43
PHAD	2009-10	286.00	584.00	805.00	1,389.00	1.95	0.55	2.25	1.40	146.71	1,061.76	357.06	990.53
PHAR	2005-06	93.00	894.00	614.00	1,508.00	2.00	1.75	1.18	1.47	46.50	510.86	518.87	1,028.18
PHAR	2006-07	86.00	917.00	592.00	1,509.00	2.00	2.00	1.39	1.70	43.00	458.50	424.45	889.02
PHAR	2007-08	101.00	911.00	596.00	1,507.00	2.00	1.79	1.39	1.59	50.50	509.09	427.32	946.55
PHAR	2008-09	102.00	909.00	592.00	1,501.00	2.77	2.00	1.83	1.92	36.83	454.50	322.91	783.13
PHAR	2009-10	75.00	2,919.00	2,118.00	5,037.00	1.43	6.02	4.82	5.42	52.50	485.08	439.10	929.25
PHCG	2005-06	24.00	0.00	56.00	56.00	0.50	0.00	0.32	0.16	48.00		176.68	353.36
PHCG	2006-07	22.00	0.00	22.00	22.00	1.00	0.00	0.32	0.16	22.00		69.41	138.82
PHCG	2007-08	6.00	0.00	34.00	34.00	1.00	0.00	0.32	0.16	6.00		107.27	214.54
PHCG	2008-09	0.00	0.00	22.00	22.00	0.00	0.00	0.32	0.16			69.41	138.82
PHCG	2009-10	14.00	0.00	60.00	60.00	1.00	0.00	0.32	0.16	14.00		189.30	378.60
PHCH	2005-06	307.00	1,617.00	1,336.00	2,953.00	5.85	3.88	4.46	4.17	52.49	416.94	299.22	707.89
PHCH	2006-07	355.00	1,482.00	1,325.00	2,807.00	3.51	3.82	4.64	4.23	101.20	388.19	285.55	663.75
PHCH	2007-08	386.00	1,395.00	1,422.00	2,817.00	4.54	2.82	4.25	3.53	85.05	495.07	334.86	797.53
PHCH	2008-09	417.00	1,439.00	1,167.00	2,606.00	4.39	3.82	3.73	3.77	94.99	376.92	313.04	690.72
PHCH	2009-10	276.00	680.00	782.00	1,462.00	3.70	2.10	2.11	2.11	74.60	324.31	369.90	694.40
PHCL	2005-06	138.00	532.00	372.00	904.00	0.64	1.83	0.77	1.30	214.36	290.98	485.24	696.73
PHCL	2006-07	192.00	662.00	360.00	1,022.00	1.80	1.84	0.85	1.34	106.56	360.71	422.65	760.69
PHCL	2007-08	154.00	605.00	416.00	1,021.00	1.28	1.88	0.85	1.37	119.96	322.01	488.40	747.83
PHCL	2008-09	263.00	657.00	284.00	941.00	1.28	1.84	0.85	1.35	204.86	357.12	333.43	699.24
PHCL	2009-10	177.00	632.00	388.00	1,020.00	1.05	1.81	0.69	1.25	168.70	349.69	565.98	818.34

FERRIS STATE UNIVERSITY

Student Credit Hours (SCH), Full Time Equated Faculty (FTEF) and SCH/FTEF Aggregated by Course Prefix within College and Department

Prefix	Year	<u>Student Credit Hours</u>				<u>Full Time Equated Faculty</u>				<u>SCH/FTEF</u>			
		Summer	Fall	Spring	F + SP (a)	Summer	Fall	Spring	Avg F + SP (b)	Summer	Fall	Spring	F + SP (a / b)
<u>College of Pharmacy</u>													
<u>Pharmacy</u>													
PHPR	2005-06	1,097.00	3,292.00	3,705.00	6,997.00	24.18	29.21	28.94	29.08	45.36	112.69	128.03	240.65
PHPR	2006-07	1,258.00	3,367.00	4,110.50	7,477.50	2.29	31.03	30.64	30.84	549.27	108.50	134.16	242.49
PHPR	2007-08	1,149.00	3,922.50	4,375.50	8,298.00	23.33	32.09	30.51	31.30	49.25	122.22	143.40	265.08
PHPR	2008-09	1,542.50	3,931.50	4,471.00	8,402.50	22.67	24.39	27.66	26.02	68.04	161.16	161.67	322.86
PHPR	2009-10	1,504.50	3,684.50	4,121.50	7,806.00	20.87	26.41	28.34	27.38	72.08	139.52	145.41	285.14

FERRIS STATE UNIVERSITY

Student Credit Hours (SCH), Full Time Equated Faculty (FTEF) and SCH/FTEF Aggregated by Course Prefix within College and Department

Prefix	Year	<u>Student Credit Hours</u>				<u>Full Time Equated Faculty</u>				<u>SCH/FTEF</u>			
		Summer	Fall	Spring	F + SP (a)	Summer	Fall	Spring	Avg F + SP (b)	Summer	Fall	Spring	F + SP (a / b)
<u>College of Prof-Tech Studies</u>													
<u>Professional-Tech Studies</u>													
APPS	2006-07	0.00	147.00	310.00	457.00	0.00	2.08	2.92	2.50		70.56	106.16	182.68
APPS	2007-08	122.00	232.00	298.00	530.00	2.25	2.54	2.40	2.47	54.22	91.39	123.97	214.47
APPS	2008-09	0.00	228.00	121.00	349.00	0.00	1.50	1.60	1.55		152.00	75.63	225.16
APPS	2009-10	182.00	337.00	229.00	566.00	3.00	2.00	1.63	1.81	60.67	168.50	140.92	312.28
DAGD	2006-07	0.00	1,152.00	1,206.00	2,358.00	0.00	5.13	5.49	5.31		224.78	219.77	444.38
DAGD	2007-08	60.00	1,236.00	978.00	2,214.00	2.25	5.86	5.25	5.56	26.61	210.83	186.29	398.47
DAGD	2008-09	90.00	1,251.00	1,023.00	2,274.00	2.63	6.42	5.30	5.86	34.22	194.96	193.02	388.17
DAGD	2009-10	27.00	969.00	861.00	1,830.00	1.00	6.55	5.05	5.80	27.00	147.94	170.50	315.52
SENG	2007-08	0.00	0.00	33.00	33.00	0.00	0.00	1.00	0.50			33.00	66.00
SENG	2008-09	9.00	57.00	57.00	114.00	2.00	1.25	1.00	1.13	4.50	45.60	57.00	101.33
SENG	2009-10	42.00	57.00	48.00	105.00	1.00	1.00	1.00	1.00	42.00	57.00	48.00	105.00

FERRIS STATE UNIVERSITY

Student Credit Hours (SCH), Full Time Equated Faculty (FTEF) and SCH/FTEF Aggregated by Course Prefix within College and Department

Prefix	Year	<u>Student Credit Hours</u>				<u>Full Time Equated Faculty</u>				<u>SCH/FTEF</u>			
		Summer	Fall	Spring	F + SP (a)	Summer	Fall	Spring	Avg F + SP (b)	Summer	Fall	Spring	F + SP (a / b)
<u>College of Profess & Tech Studies</u>													
<u>Professional & Technological Studies</u>													
APPS	2005-06	33.00	396.00	97.00	493.00	0.00	3.26	1.50	2.38		121.47	64.67	207.14
APPS	2006-07	132.00	0.00	0.00	0.00	0.67	0.00	0.00	0.00	197.01			
DAGD	2005-06	27.00	585.00	713.00	1,298.00	1.00	3.00	3.75	3.38	27.00	195.00	190.13	384.59
DAGD	2006-07	36.00	0.00	0.00	0.00	1.25	0.00	0.00	0.00	28.80			

FERRIS STATE UNIVERSITY

Student Credit Hours (SCH), Full Time Equated Faculty (FTEF) and SCH/FTEF Aggregated by Course Prefix within College and Department

Prefix	Year	<u>Student Credit Hours</u>				<u>Full Time Equated Faculty</u>				<u>SCH/FTEF</u>			
		Summer	Fall	Spring	F + SP (a)	Summer	Fall	Spring	Avg F + SP (b)	Summer	Fall	Spring	F + SP (a / b)
<u>College of Technology</u>													
<u>Arch Tech-Facilities Mgmt</u>													
ARCH	2006-07	0.00	1,145.00	944.00	2,089.00	0.00	5.45	4.37	4.91		210.23	216.22	425.79
ARCH	2007-08	20.00	1,074.00	1,022.00	2,096.00	0.17	4.43	4.89	4.66	117.65	242.62	209.00	449.95
ARCH	2008-09	0.00	864.00	0.00	864.00	0.00	4.69	0.00	2.35		184.22		368.44
FMAN	2006-07	0.00	366.00	362.00	728.00	0.00	1.36	2.78	2.07		269.90	130.02	351.68
FMAN	2007-08	76.00	339.00	360.00	699.00	0.67	1.30	1.86	1.58	113.43	260.77	193.55	442.41
FMAN	2008-09	141.00	565.00	0.00	565.00	0.92	2.08	0.00	1.04	153.26	271.63		543.27
<u>Architectural Tech & Facilities Mgmt</u>													
ARCH	2005-06	0.00	871.00	759.00	1,630.00	0.00	3.29	3.96	3.63		264.66	191.60	449.50
FMAN	2005-06	44.00	300.00	312.00	612.00	0.31	1.20	1.87	1.53	141.94	250.00	166.97	398.88
FMAN	2006-07	116.00	0.00	0.00	0.00	0.92	0.00	0.00	0.00	126.09			
<u>Automotive</u>													
ABOD	2005-06	0.00	442.00	444.00	886.00	0.00	3.00	3.40	3.20		147.33	130.59	276.88
ABOD	2006-07	0.00	260.00	332.00	592.00	0.00	2.00	2.56	2.28		130.00	129.91	259.90
AHEM	2005-06	286.00	970.00	930.00	1,900.00	1.91	3.29	4.08	3.69	149.74	294.46	227.94	515.32
AHEM	2006-07	304.00	882.00	960.00	1,842.00	1.97	3.50	4.69	4.10	154.31	252.00	204.50	449.57
AHEM	2007-08	407.00	0.00	0.00	0.00	1.78	0.00	0.00	0.00	228.65			
AMGT	2007-08	0.00	813.00	777.00	1,590.00	0.00	3.33	3.46	3.39		243.90	224.89	468.45
AMGT	2008-09	399.00	711.00	0.00	711.00	2.51	3.06	0.00	1.53	158.96	232.70		465.40
AUTO	2005-06	564.00	2,842.00	2,717.00	5,559.00	6.50	17.25	18.65	17.95	86.77	164.74	145.68	309.68
AUTO	2006-07	452.00	2,259.00	1,951.00	4,210.00	5.85	14.59	14.24	14.41	77.30	154.86	137.01	292.08
AUTO	2007-08	272.00	2,092.00	2,074.00	4,166.00	2.00	14.68	13.88	14.28	135.75	142.54	149.48	291.82

FERRIS STATE UNIVERSITY

Student Credit Hours (SCH), Full Time Equated Faculty (FTEF) and SCH/FTEF Aggregated by Course Prefix within College and Department

Prefix	Year	<u>Student Credit Hours</u>				<u>Full Time Equated Faculty</u>				<u>SCH/FTEF</u>			
		Summer	Fall	Spring	F + SP (a)	Summer	Fall	Spring	Avg F + SP (b)	Summer	Fall	Spring	F + SP (a / b)
<u>College of Technology</u>													
<u>Automotive</u>													
AUTO	2008-09	224.00	1,630.00	0.00	1,630.00	2.01	11.44	0.00	5.72	111.17	142.43		284.85
<u>Construction Tech-Mgmt</u>													
BCTM	2006-07	0.00	306.00	396.00	702.00	0.00	1.29	1.56	1.42		238.00	253.58	493.08
BCTM	2007-08	0.00	339.00	300.00	639.00	0.00	2.11	1.91	2.01		160.39	157.07	317.62
BCTM	2008-09	0.00	324.00	0.00	324.00	0.00	1.83	0.00	0.91		177.53		355.07
CETM	2006-07	0.00	96.00	183.00	279.00	0.00	0.65	0.83	0.74		148.21	220.40	377.53
CETM	2007-08	0.00	129.00	101.00	230.00	0.00	0.61	0.65	0.63		210.22	155.38	364.03
CETM	2008-09	0.00	105.00	0.00	105.00	0.00	0.57	0.00	0.29		183.33		366.67
CONM	2006-07	0.00	2,371.00	2,380.00	4,751.00	0.00	8.34	10.32	9.33		284.41	230.56	509.23
CONM	2007-08	93.00	2,549.00	2,566.00	5,115.00	0.75	9.30	10.24	9.77	124.00	274.09	250.62	523.58
CONM	2008-09	96.00	2,575.00	0.00	2,575.00	0.50	10.20	0.00	5.10	192.00	252.39		504.79
<u>Construction Technology & Management</u>													
BCTM	2005-06	0.00	300.00	303.00	603.00	0.00	1.21	1.43	1.32		247.06	211.56	455.69
BCTM	2006-07	3.00	0.00	0.00	0.00	0.00	0.00	0.00	0.00				
CETM	2005-06	0.00	79.00	170.00	249.00	0.00	0.64	0.91	0.77		124.14	187.00	322.24
CONM	2005-06	64.00	2,615.00	2,262.00	4,877.00	0.66	8.98	10.62	9.80	96.97	291.29	213.02	497.75
CONM	2006-07	23.00	0.00	0.00	0.00	0.33	0.00	0.00	0.00	69.70			
<u>EET-CNS</u>													
ECNS	2006-07	0.00	241.00	311.00	552.00	0.00	1.56	2.13	1.84		154.98	145.81	299.35
ECNS	2007-08	0.00	262.00	344.00	606.00	0.00	1.38	2.23	1.80		190.55	154.10	335.98

FERRIS STATE UNIVERSITY

Student Credit Hours (SCH), Full Time Equated Faculty (FTEF) and SCH/FTEF Aggregated by Course Prefix within College and Department

Prefix	Year	<u>Student Credit Hours</u>				<u>Full Time Equated Faculty</u>				<u>SCH/FTEF</u>			
		Summer	Fall	Spring	F + SP (a)	Summer	Fall	Spring	Avg F + SP (b)	Summer	Fall	Spring	F + SP (a / b)
<u>College of Technology</u>													
<u>EET-CNS</u>													
ECNS	2008-09	0.00	284.00	0.00	284.00	0.00	1.33	0.00	0.67		213.53		427.07
EEET	2006-07	0.00	1,273.00	1,023.00	2,296.00	0.00	7.17	6.76	6.96		177.57	151.40	329.74
EEET	2007-08	92.00	1,114.00	985.00	2,099.00	0.33	7.23	6.05	6.64	278.79	154.16	162.87	316.26
EEET	2008-09	116.00	951.00	0.00	951.00	0.67	6.88	0.00	3.44	173.13	138.20		276.40
<u>Electronics/CNS</u>													
ECNS	2005-06	0.00	455.00	334.00	789.00	0.00	2.43	2.27	2.35		187.04	147.32	335.76
EEET	2005-06	84.00	1,131.00	1,173.00	2,304.00	0.67	6.22	6.23	6.23	125.37	181.85	188.20	370.05
EEET	2006-07	112.00	0.00	0.00	0.00	0.67	0.00	0.00	0.00	167.16			
<u>HVACR</u>													
HVAC	2005-06	166.00	1,547.00	1,195.00	2,742.00	0.83	8.05	8.64	8.34	200.00	192.25	138.31	328.65
HVAC	2006-07	310.00	0.00	0.00	0.00	1.83	0.00	0.00	0.00	169.40			
<u>HVARC</u>													
HVAC	2006-07	0.00	1,629.00	1,550.00	3,179.00	0.00	11.84	10.87	11.36		137.58	142.58	279.96
HVAC	2007-08	319.00	1,992.00	1,612.00	3,604.00	3.62	10.18	9.67	9.92	88.12	195.74	166.70	363.18
HVAC	2008-09	292.00	1,640.00	0.00	1,640.00	7.00	10.09	0.00	5.04	41.71	162.55		325.10
<u>Heavy Equipment</u>													
HEQT	2005-06	112.00	784.00	502.00	1,286.00	0.67	4.35	2.62	3.49	167.16	180.15	191.27	368.66
HEQT	2006-07	92.00	612.00	467.00	1,079.00	0.67	4.10	2.62	3.36	137.31	149.10	177.94	320.69
HEQT	2007-08	76.00	605.00	577.00	1,182.00	0.67	4.61	3.05	3.83	113.43	131.34	189.26	308.81

FERRIS STATE UNIVERSITY

Student Credit Hours (SCH), Full Time Equated Faculty (FTEF) and SCH/FTEF Aggregated by Course Prefix within College and Department

Prefix	Year	<u>Student Credit Hours</u>				<u>Full Time Equated Faculty</u>				<u>SCH/FTEF</u>			
		Summer	Fall	Spring	F + SP (a)	Summer	Fall	Spring	Avg F + SP (b)	Summer	Fall	Spring	F + SP (a / b)
<u>College of Technology</u>													
<u>Heavy Equipment</u>													
HEQT	2008-09	120.00	740.00	0.00	740.00	1.34	5.13	0.00	2.57	89.55	144.16		288.31
HSET	2005-06	40.00	172.00	188.00	360.00	0.28	0.98	1.55	1.26	142.86	175.87	121.65	285.32
HSET	2006-07	48.00	236.00	284.00	520.00	0.67	1.41	1.55	1.48	71.64	167.94	183.76	352.45
HSET	2007-08	64.00	157.00	192.00	349.00	0.67	1.23	2.29	1.76	95.52	127.27	83.80	198.02
HSET	2008-09	44.00	148.00	0.00	148.00	0.67	0.93	0.00	0.46	65.67	159.71		319.42
<u>Manufacturing Eng Tech</u>													
MATL	2006-07	0.00	529.00	316.00	845.00	0.00	1.62	0.95	1.28		327.48	332.63	658.77
MATL	2007-08	0.00	769.00	284.00	1,053.00	0.00	1.96	0.95	1.45		393.21	298.95	724.78
MATL	2008-09	0.00	667.00	0.00	667.00	0.00	1.83	0.00	0.92		363.82		727.64
MFGE	2006-07	0.00	1,325.00	1,192.00	2,517.00	0.00	6.84	6.49	6.66		193.85	183.56	377.68
MFGE	2007-08	220.00	1,253.00	1,173.00	2,426.00	1.68	7.45	6.76	7.11	130.95	168.24	173.43	341.43
MFGE	2008-09	222.00	1,282.00	0.00	1,282.00	1.51	6.95	0.00	3.48	147.02	184.39		368.77
MFGT	2006-07	0.00	541.00	482.00	1,023.00	0.00	4.25	4.24	4.24		127.41	113.73	241.15
MFGT	2007-08	0.00	388.00	367.00	755.00	0.00	3.68	3.96	3.82		105.58	92.67	197.77
MFGT	2008-09	3.00	270.00	0.00	270.00	0.00	3.56	0.00	1.78		75.76		151.52
<u>Manufacturing Engineering Technology</u>													
MATL	2005-06	0.00	509.00	230.00	739.00	0.00	1.40	0.97	1.19		363.57	236.15	622.59
MFGE	2005-06	180.00	1,255.00	1,221.00	2,476.00	0.95	5.51	6.53	6.02	189.47	227.63	187.00	411.20
MFGE	2006-07	200.00	0.00	0.00	0.00	1.84	0.00	0.00	0.00	108.70			
MFGT	2005-06	2.00	683.00	582.00	1,265.00	0.00	3.71	5.51	4.61		184.01	105.69	274.45
MFGT	2006-07	3.00	0.00	0.00	0.00	0.00	0.00	0.00	0.00				

FERRIS STATE UNIVERSITY

Student Credit Hours (SCH), Full Time Equated Faculty (FTEF) and SCH/FTEF Aggregated by Course Prefix within College and Department

Prefix	Year	<u>Student Credit Hours</u>				<u>Full Time Equated Faculty</u>				<u>SCH/FTEF</u>			
		Summer	Fall	Spring	F + SP (a)	Summer	Fall	Spring	Avg F + SP (b)	Summer	Fall	Spring	F + SP (a / b)
<u>College of Technology</u>													
<u>Mechanical Design</u>													
CDTD	2005-06	0.00	554.00	490.00	1,044.00	0.00	3.62	3.84	3.73		153.23	127.72	280.19
CDTD	2006-07	0.00	475.00	421.00	896.00	0.00	3.64	4.34	3.99		130.49	97.00	224.56
CDTD	2007-08	0.00	380.00	338.00	718.00	0.00	3.29	3.61	3.45		115.64	93.63	208.23
CDTD	2008-09	0.00	373.00	0.00	373.00	0.00	3.17	0.00	1.58		117.79		235.58
ETEC	2005-06	0.00	279.00	147.00	426.00	0.00	1.23	0.89	1.06		226.69	164.55	401.11
ETEC	2006-07	0.00	264.00	108.00	372.00	0.00	1.44	0.79	1.12		183.33	135.87	332.91
ETEC	2007-08	0.00	252.00	132.00	384.00	0.00	1.17	0.38	0.77		216.00	352.00	498.16
ETEC	2008-09	0.00	285.00	0.00	285.00	0.00	1.00	0.00	0.50		284.05		568.11
MECH	2005-06	68.00	716.00	686.00	1,402.00	0.39	2.87	3.15	3.01	174.36	249.77	217.78	466.04
MECH	2006-07	80.00	747.00	657.00	1,404.00	0.67	3.52	3.52	3.52	119.40	212.39	186.83	399.22
MECH	2007-08	28.00	784.00	704.00	1,488.00	0.67	3.39	3.71	3.55	41.79	231.12	190.01	419.32
MECH	2008-09	68.00	769.00	0.00	769.00	0.67	3.31	0.00	1.66	101.49	232.02		464.04
PDET	2005-06	42.00	310.00	441.00	751.00	0.17	2.00	3.03	2.52	247.06	155.00	145.54	298.61
PDET	2006-07	0.00	315.00	281.00	596.00	0.00	2.52	2.75	2.63		125.00	102.18	226.19
PDET	2007-08	63.00	282.00	272.00	554.00	0.25	2.25	2.25	2.25	252.00	125.33	120.89	246.22
PDET	2008-09	60.00	417.00	0.00	417.00	0.33	2.02	0.00	1.01	181.82	206.20		412.40
<u>Plastics and Rubber</u>													
PLTS	2005-06	227.00	700.00	757.00	1,457.00	1.32	5.28	6.53	5.91	171.97	132.63	115.86	246.71
PLTS	2006-07	214.00	0.00	0.00	0.00	1.34	0.00	0.00	0.00	159.23			
RUBR	2005-06	32.00	95.00	85.00	180.00	0.22	1.61	1.36	1.49	145.45	58.97	62.33	121.02
RUBR	2006-07	24.00	0.00	0.00	0.00	1.34	0.00	0.00	0.00	17.91			
<u>Plastics-Rubber</u>													

FERRIS STATE UNIVERSITY

Student Credit Hours (SCH), Full Time Equated Faculty (FTEF) and SCH/FTEF Aggregated by Course Prefix within College and Department

Prefix	Year	<u>Student Credit Hours</u>				<u>Full Time Equated Faculty</u>				<u>SCH/FTEF</u>			
		Summer	Fall	Spring	F + SP (a)	Summer	Fall	Spring	Avg F + SP (b)	Summer	Fall	Spring	F + SP (a / b)
<u>College of Technology</u>													
<u>Plastics-Rubber</u>													
PLTS	2006-07	0.00	655.00	892.00	1,547.00	0.00	5.59	5.75	5.67		117.20	155.22	272.95
PLTS	2007-08	175.00	738.00	807.00	1,545.00	1.31	5.33	5.43	5.38	133.59	138.38	148.66	287.12
PLTS	2008-09	264.00	652.00	0.00	652.00	1.60	4.41	0.00	2.20	165.00	148.00		296.00
RUBR	2006-07	0.00	77.00	52.00	129.00	0.00	1.65	1.00	1.33		46.67	52.00	97.36
RUBR	2007-08	28.00	74.00	85.00	159.00	0.68	1.30	1.57	1.44	41.18	56.92	54.09	110.75
RUBR	2008-09	24.00	133.00	0.00	133.00	1.34	1.97	0.00	0.99	17.91	67.39		134.78
<u>Printing & Imaging Technology Mgmt</u>													
NMPP	2005-06	0.00	85.00	90.00	175.00	0.00	0.62	1.04	0.83		137.84	86.54	211.27
PHOT	2005-06	111.00	144.00	75.00	219.00	0.50	0.45	0.17	0.31	222.00	320.00	441.18	706.45
PHOT	2006-07	75.00	0.00	0.00	0.00	0.50	0.00	0.00	0.00	150.00			
PMGT	2005-06	76.00	186.00	310.00	496.00	0.67	1.67	1.51	1.59	113.43	111.27	205.95	312.26
PMGT	2006-07	102.00	0.00	0.00	0.00	0.67	0.00	0.00	0.00	152.24			
PTEC	2005-06	0.00	590.00	481.00	1,071.00	0.00	3.54	3.42	3.48		166.59	140.45	307.47
<u>Printing-Imaging Tech Mgmt</u>													
NMPP	2006-07	0.00	175.00	119.00	294.00	0.00	1.36	1.13	1.24		128.57	105.78	236.51
NMPP	2007-08	0.00	96.00	104.00	200.00	0.00	1.25	0.96	1.11		76.80	107.85	180.65
NMPP	2008-09	0.00	111.00	0.00	111.00	0.00	0.99	0.00	0.49		112.46		224.92
PHOT	2006-07	0.00	141.00	147.00	288.00	0.00	0.35	0.42	0.39		399.06	350.00	744.83
PHOT	2007-08	81.00	147.00	150.00	297.00	0.50	0.60	0.50	0.55	162.00	245.00	300.00	540.00
PHOT	2008-09	63.00	144.00	0.00	144.00	0.50	0.43	0.00	0.21	126.00	336.00		672.00
PMGT	2006-07	0.00	151.00	192.00	343.00	0.00	1.33	1.42	1.38		113.53	135.21	249.45

FERRIS STATE UNIVERSITY

Student Credit Hours (SCH), Full Time Equated Faculty (FTEF) and SCH/FTEF Aggregated by Course Prefix within College and Department

Prefix	Year	<u>Student Credit Hours</u>				<u>Full Time Equated Faculty</u>				<u>SCH/FTEF</u>			
		Summer	Fall	Spring	F + SP (a)	Summer	Fall	Spring	Avg F + SP (b)	Summer	Fall	Spring	F + SP (a / b)
<u>College of Technology</u>													
<u>Printing-Imaging Tech Mgmt</u>													
PMGT	2007-08	69.00	156.00	117.00	273.00	0.67	0.97	1.00	0.99	102.99	160.46	117.00	276.85
PMGT	2008-09	110.00	112.00	0.00	112.00	0.92	1.50	0.00	0.75	119.57	74.67		149.33
PTEC	2006-07	0.00	345.00	451.00	796.00	0.00	2.92	4.45	3.68		118.33	101.46	216.29
PTEC	2007-08	0.00	403.00	187.00	590.00	0.00	2.96	2.54	2.75		136.35	73.75	214.89
PTEC	2008-09	0.00	328.00	0.00	328.00	0.00	2.69	0.00	1.35		121.73		243.47
<u>Surveying</u>													
CENG	2007-08	0.00	0.00	304.00	304.00	0.00	0.00	1.55	0.77			196.26	392.52
CENG	2008-09	0.00	40.00	0.00	40.00	0.00	0.40	0.00	0.20		100.00		200.00
GISC	2007-08	0.00	0.00	84.00	84.00	0.00	0.00	0.86	0.43			97.36	194.72
GISC	2008-09	39.00	162.00	0.00	162.00	4.00	0.81	0.00	0.41	9.75	199.18		398.36
SURE	2005-06	93.00	797.00	1,107.00	1,904.00	0.52	5.35	6.49	5.92	177.91	148.85	170.51	321.43
SURE	2006-07	84.00	898.00	1,183.00	2,081.00	1.38	5.75	5.81	5.78	60.87	156.17	203.60	360.02
SURE	2007-08	60.00	821.00	590.00	1,411.00	0.50	5.44	4.17	4.81	120.00	150.80	141.33	293.38
SURE	2008-09	3.00	635.00	0.00	635.00	0.00	4.06	0.00	2.03		156.47		312.94
<u>Welding Eng Tech</u>													
WELD	2006-07	0.00	1,090.00	842.00	1,932.00	0.00	5.69	5.80	5.74		191.56	145.17	336.29
WELD	2007-08	120.00	1,299.00	966.00	2,265.00	0.67	6.89	6.18	6.53	179.10	188.53	156.31	346.60
WELD	2008-09	108.00	1,275.00	0.00	1,275.00	0.60	5.71	0.00	2.85	180.00	223.36		446.73
<u>Welding Engineering Technology</u>													
WELD	2005-06	116.00	1,300.00	940.00	2,240.00	0.67	4.76	5.73	5.24	173.13	273.32	163.97	427.11
WELD	2006-07	116.00	0.00	0.00	0.00	0.67	0.00	0.00	0.00	173.13			

FERRIS STATE UNIVERSITY

Student Credit Hours (SCH), Full Time Equated Faculty (FTEF) and SCH/FTEF Aggregated by Course Prefix within College and Department

Prefix	Year	<u>Student Credit Hours</u>				<u>Full Time Equated Faculty</u>				<u>SCH/FTEF</u>			
		Summer	Fall	Spring	F + SP (a)	Summer	Fall	Spring	Avg F + SP (b)	Summer	Fall	Spring	F + SP (a / b)
<u>College of Technology</u>													

FERRIS STATE UNIVERSITY

Student Credit Hours (SCH), Full Time Equated Faculty (FTEF) and SCH/FTEF Aggregated by Course Prefix within College and Department

Prefix	Year	<u>Student Credit Hours</u>				<u>Full Time Equated Faculty</u>				<u>SCH/FTEF</u>			
		Summer	Fall	Spring	F + SP (a)	Summer	Fall	Spring	Avg F + SP (b)	Summer	Fall	Spring	F + SP (a / b)
<u>Kendall College of Art & Design</u>													
<u>Design Studies</u>													
KCDM	2005-06	30.00	126.00	153.00	279.00	1.00	1.16	0.96	1.06	30.00	108.15	158.55	261.97
KCDM	2006-07	24.00	0.00	0.00	0.00	0.22	0.00	0.00	0.00	109.09			
KCDS	2005-06	117.00	510.00	498.00	1,008.00	0.50	2.89	3.49	3.19	234.00	176.47	142.69	315.99
KCDS	2006-07	165.00	0.00	0.00	0.00	0.17	0.00	0.00	0.00	1,000.00			
KCFD	2005-06	6.00	186.00	168.00	354.00	0.00	2.25	2.30	2.27		82.67	73.04	155.60
KCFD	2006-07	6.00	0.00	0.00	0.00	0.00	0.00	0.00	0.00				
KCID	2005-06	273.00	1,395.00	1,200.00	2,595.00	2.82	10.29	8.84	9.57	96.81	135.50	135.75	271.23
KCID	2006-07	264.00	0.00	0.00	0.00	1.73	0.00	0.00	0.00	153.04			
KCIL	2005-06	183.00	714.00	687.00	1,401.00	3.76	5.66	5.37	5.51	48.67	126.15	128.05	254.15
KCIL	2006-07	123.00	0.00	0.00	0.00	1.45	0.00	0.00	0.00	85.09			
KCIN	2005-06	18.00	321.00	366.00	687.00	0.33	2.83	4.30	3.56	54.55	113.63	85.12	192.84
KCIN	2006-07	3.00	0.00	0.00	0.00	0.00	0.00	0.00	0.00				
KCMJ	2005-06	0.00	150.00	141.00	291.00	0.00	2.33	3.47	2.90		64.52	40.63	100.43
KCMJ	2006-07	33.00	0.00	0.00	0.00	0.64	0.00	0.00	0.00	51.56			
KCVC	2005-06	261.00	2,019.00	1,929.00	3,948.00	7.24	18.98	18.98	18.98	36.03	106.38	101.63	208.01
KCVC	2006-07	282.00	0.00	0.00	0.00	7.30	0.00	0.00	0.00	38.63			
<u>Fine Arts/Foundation</u>													
KCED	2005-06	0.00	44.00	30.00	74.00	0.00	0.87	1.00	0.93		50.83	30.00	79.33
KCFA	2005-06	123.00	1,146.00	1,203.00	2,349.00	3.46	11.92	13.01	12.47	35.60	96.12	92.44	188.40
KCFA	2006-07	96.00	0.00	0.00	0.00	2.29	0.00	0.00	0.00	41.89			
KCFN	2005-06	36.00	1,425.00	1,143.00	2,568.00	1.00	8.97	7.89	8.43	36.00	158.93	144.94	304.78

FERRIS STATE UNIVERSITY

Student Credit Hours (SCH), Full Time Equated Faculty (FTEF) and SCH/FTEF Aggregated by Course Prefix within College and Department

Prefix	Year	<u>Student Credit Hours</u>				<u>Full Time Equated Faculty</u>				<u>SCH/FTEF</u>			
		Summer	Fall	Spring	F + SP (a)	Summer	Fall	Spring	Avg F + SP (b)	Summer	Fall	Spring	F + SP (a / b)
<u>Kendall College of Art & Design</u>													
<u>Fine Arts/Foundation</u>													
KCFN	2006-07	30.00	0.00	0.00	0.00	0.38	0.00	0.00	0.00	79.55			
KCPH	2005-06	0.00	72.00	45.00	117.00	0.00	0.67	0.66	0.66		108.27	68.18	176.60
KCSF	2005-06	33.00	0.00	111.00	111.00	0.07	0.00	0.66	0.33	440.00		169.47	338.93
<u>Liberal Arts & Sciences</u>													
KCAH	2005-06	291.00	1,521.00	1,363.00	2,884.00	3.01	5.42	5.21	5.31	96.78	280.88	261.50	542.75
KCAH	2006-07	159.00	0.00	0.00	0.00	4.10	0.00	0.00	0.00	38.78			
KCHP	2005-06	12.00	18.00	24.00	42.00	0.67	0.33	0.55	0.44	18.00	54.55	43.45	95.20
KCHU	2005-06	333.00	1,114.00	867.00	1,981.00	1.68	6.55	5.20	5.88	198.21	170.11	166.68	337.18
KCHU	2006-07	297.00	0.00	0.00	0.00	5.43	0.00	0.00	0.00	54.68			
KCSC	2005-06	99.00	348.00	366.00	714.00	1.00	1.59	2.06	1.83	99.00	218.87	177.67	391.23
KCSC	2006-07	70.00	0.00	0.00	0.00	1.68	0.00	0.00	0.00	41.74			
KCSS	2005-06	222.00	609.00	549.00	1,158.00	1.66	3.16	3.69	3.42	133.47	192.82	148.72	338.11
KCSS	2006-07	210.00	0.00	0.00	0.00	2.05	0.00	0.00	0.00	102.36			

FERRIS STATE UNIVERSITY

Student Credit Hours (SCH), Full Time Equated Faculty (FTEF) and SCH/FTEF Aggregated by Course Prefix within College and Department

Prefix	Year	<u>Student Credit Hours</u>				<u>Full Time Equated Faculty</u>				<u>SCH/FTEF</u>			
		Summer	Fall	Spring	F + SP (a)	Summer	Fall	Spring	Avg F + SP (b)	Summer	Fall	Spring	F + SP (a / b)
<u>Kendall College of Art-Design</u>													
<u>Design Studies</u>													
KCDM	2006-07	0.00	135.00	204.00	339.00	0.00	1.33	1.93	1.63		101.50	105.97	208.29
KCDM	2007-08	93.00	738.00	804.00	1,542.00	1.20	8.47	7.66	8.07	77.50	87.11	104.96	191.17
KCDM	2008-09	108.00	888.00	810.00	1,698.00	2.09	9.74	9.40	9.57	51.67	91.20	86.20	177.49
KCDM	2009-10	147.00	1,008.00	1,041.00	2,049.00	1.32	11.08	10.98	11.03	111.36	90.97	94.81	185.77
KCDS	2006-07	0.00	462.00	447.00	909.00	0.00	2.83	3.90	3.37		163.25	114.52	270.00
KCDS	2007-08	141.00	432.00	369.00	801.00	0.29	2.91	2.83	2.87	493.01	148.45	130.24	278.93
KCDS	2008-09	168.00	426.00	360.00	786.00	0.16	3.22	3.00	3.11	1,069.09	132.16	120.13	252.73
KCDS	2009-10	183.00	399.00	336.00	735.00	0.77	2.67	2.83	2.75	237.66	149.63	118.73	267.43
KCFD	2006-07	0.00	210.00	231.00	441.00	0.00	2.58	2.50	2.54		81.40	92.40	173.62
KCFD	2007-08	6.00	231.00	249.00	480.00	0.00	2.97	2.50	2.73		77.78	99.60	175.50
KCFD	2008-09	6.00	252.00	222.00	474.00	0.00	2.66	2.83	2.75		94.62	78.54	172.68
KCFD	2009-10	0.00	171.00	189.00	360.00	0.00	3.00	2.65	2.83		57.06	71.23	127.43
KCGD	2007-08	105.00	1,395.00	1,288.00	2,683.00	1.36	11.99	10.15	11.07	77.09	116.35	126.90	242.37
KCGD	2008-09	105.00	1,629.00	1,618.00	3,247.00	0.88	12.75	13.31	13.03	119.32	127.75	121.56	249.18
KCGD	2009-10	90.00	1,644.00	1,653.00	3,297.00	0.85	13.32	13.99	13.66	105.88	123.42	118.16	241.45
KCHP	2006-07	0.00	15.00	9.00	24.00	0.00	0.33	0.11	0.22		45.00	81.82	108.27
KCHP	2007-08	6.00	0.00	18.00	18.00	0.17	0.00	0.17	0.08	36.36		109.09	218.18
KCHP	2008-09	0.00	15.00	33.00	48.00	0.00	0.17	0.45	0.31		90.91	73.88	156.95
KCHP	2009-10	0.00	0.00	30.00	30.00	0.00	0.00	0.25	0.13			120.00	240.00
KCID	2006-07	0.00	1,287.00	1,152.00	2,439.00	0.00	8.87	9.61	9.24		145.10	119.88	263.96
KCID	2007-08	243.00	1,302.00	1,236.00	2,538.00	2.07	9.96	8.80	9.38	117.39	130.72	140.45	270.58
KCID	2008-09	168.00	1,317.00	1,149.00	2,466.00	1.28	9.32	9.30	9.31	130.96	141.26	123.50	264.78
KCID	2009-10	138.00	1,230.00	1,074.00	2,304.00	1.62	10.55	9.64	10.10	85.19	116.55	111.37	228.16
KCIL	2006-07	0.00	642.00	570.00	1,212.00	0.00	6.70	5.21	5.95		95.82	109.48	203.58

FERRIS STATE UNIVERSITY

Student Credit Hours (SCH), Full Time Equated Faculty (FTEF) and SCH/FTEF Aggregated by Course Prefix within College and Department

Prefix	Year	<u>Student Credit Hours</u>				<u>Full Time Equated Faculty</u>				<u>SCH/FTEF</u>			
		Summer	Fall	Spring	F + SP (a)	Summer	Fall	Spring	Avg F + SP (b)	Summer	Fall	Spring	F + SP (a / b)
<u>Kendall College of Art-Design</u>													
<u>Design Studies</u>													
KCIL	2007-08	54.00	600.00	633.00	1,233.00	1.33	5.66	5.33	5.50	40.60	106.01	118.69	224.32
KCIL	2008-09	82.00	666.00	763.00	1,429.00	0.99	5.99	6.24	6.11	82.83	111.25	122.34	233.82
KCIL	2009-10	90.00	848.00	999.00	1,847.00	1.65	7.01	6.66	6.83	54.55	120.97	150.08	270.29
KCIN	2006-07	0.00	384.00	504.00	888.00	0.00	3.31	5.13	4.22		116.01	98.25	210.43
KCIN	2007-08	21.00	414.00	568.00	982.00	0.33	4.65	4.98	4.82	63.64	89.03	114.06	203.95
KCIN	2008-09	45.00	486.00	486.00	972.00	0.66	5.31	5.39	5.35	68.18	91.53	90.17	181.68
KCIN	2009-10	9.00	519.00	684.00	1,203.00	0.00	5.64	6.98	6.31		91.97	97.99	190.60
KCVC	2006-07	0.00	1,932.00	1,857.00	3,789.00	0.00	19.52	20.15	19.84		98.95	92.17	191.01
KCVC	2007-08	21.00	0.00	0.00	0.00	0.00	0.00	0.00	0.00				
KDES	2006-07	0.00	0.00	48.00	48.00	0.00	0.00	0.58	0.29			82.29	164.57
KDES	2007-08	45.00	21.00	48.00	69.00	0.79	0.48	0.99	0.74	56.82	43.45	48.32	93.45
KDES	2008-09	39.00	42.00	87.00	129.00	0.99	0.66	1.31	0.99	39.39	63.32	66.24	130.52
KDES	2009-10	0.00	57.00	111.00	168.00	0.00	0.66	1.58	1.12		85.93	70.40	150.00
<u>Fine Arts-Foundation</u>													
KCDR	2009-10	0.00	1,158.00	945.00	2,103.00	0.00	10.25	7.16	8.70		113.01	131.96	241.61
KCED	2006-07	0.00	87.00	81.00	168.00	0.00	1.57	0.87	1.22		55.36	93.27	137.71
KCED	2007-08	0.00	102.00	146.00	248.00	0.00	0.83	0.99	0.91		122.22	146.97	271.33
KCED	2008-09	0.00	224.00	153.00	377.00	0.00	1.37	2.25	1.81		164.04	68.00	208.54
KCED	2009-10	3.00	223.00	140.00	363.00	0.00	1.98	1.72	1.85		112.90	81.35	196.42
KCFA	2006-07	0.00	654.00	669.00	1,323.00	0.00	6.85	5.65	6.25		95.47	118.51	211.75
KCFA	2007-08	108.00	723.00	747.00	1,470.00	0.91	6.73	5.11	5.92	118.52	107.42	146.18	248.29
KCFA	2008-09	243.00	819.00	887.00	1,706.00	1.89	7.28	8.38	7.83	128.69	112.45	105.88	217.87
KCFA	2009-10	156.00	444.00	321.00	765.00	1.49	4.38	3.64	4.01	105.05	101.27	88.28	190.76

FERRIS STATE UNIVERSITY

Student Credit Hours (SCH), Full Time Equated Faculty (FTEF) and SCH/FTEF Aggregated by Course Prefix within College and Department

Prefix	Year	<u>Student Credit Hours</u>				<u>Full Time Equated Faculty</u>				<u>SCH/FTEF</u>			
		Summer	Fall	Spring	F + SP (a)	Summer	Fall	Spring	Avg F + SP (b)	Summer	Fall	Spring	F + SP (a / b)
<u>Kendall College of Art-Design</u>													
<u>Fine Arts-Foundation</u>													
KCFN	2006-07	0.00	1,614.00	1,209.00	2,823.00	0.00	11.35	9.24	10.29		142.23	130.90	274.30
KCFN	2007-08	36.00	1,992.00	1,317.00	3,309.00	0.74	13.97	10.67	12.32	48.40	142.59	123.42	268.59
KCFN	2008-09	54.00	2,175.00	1,533.00	3,708.00	0.76	15.76	12.98	14.37	70.89	138.02	118.11	258.05
KCFN	2009-10	39.00	0.00	0.00	0.00	0.99	0.00	0.00	0.00	39.39			
KCMJ	2006-07	0.00	123.00	159.00	282.00	0.00	2.33	2.66	2.49		52.79	59.85	113.10
KCMJ	2007-08	12.00	150.00	169.00	319.00	0.30	3.34	3.00	3.17	40.00	44.91	56.33	100.63
KCMJ	2008-09	1.00	181.00	223.00	404.00	0.33	4.00	3.58	3.79	3.03	45.25	62.29	106.60
KCMJ	2009-10	12.00	167.00	203.00	370.00	0.33	2.83	2.50	2.67	36.36	59.01	81.20	138.84
KCPA	2006-07	0.00	198.00	228.00	426.00	0.00	1.13	2.50	1.81		175.50	91.20	234.83
KCPA	2007-08	0.00	249.00	318.00	567.00	0.00	1.59	2.06	1.83		156.50	154.37	310.59
KCPA	2008-09	0.00	282.00	336.00	618.00	0.00	1.57	2.19	1.88		179.77	153.72	329.21
KCPA	2009-10	15.00	1,092.00	954.00	2,046.00	0.17	7.45	9.91	8.68	90.91	146.54	96.31	235.75
KCPH	2006-07	0.00	300.00	363.00	663.00	0.00	2.75	3.13	2.94		109.29	115.95	225.68
KCPH	2007-08	42.00	345.00	417.00	762.00	0.66	2.69	2.64	2.66	63.64	128.24	158.11	286.05
KCPH	2008-09	30.00	384.00	468.00	852.00	0.33	3.06	3.34	3.20	90.91	125.70	139.97	266.31
KCPH	2009-10	48.00	461.00	516.00	977.00	0.33	3.06	3.68	3.37	145.45	150.65	140.08	289.75
K CPR	2009-10	0.00	312.00	310.00	622.00	0.00	1.81	2.35	2.08		171.92	131.79	298.52
KCSF	2006-07	0.00	195.00	273.00	468.00	0.00	2.94	3.60	3.27		66.24	75.83	143.04
KCSF	2007-08	21.00	258.00	270.00	528.00	0.33	3.82	3.67	3.75	63.64	67.48	73.60	140.96
KCSF	2008-09	24.00	267.00	246.00	513.00	0.33	4.00	4.00	4.00	72.73	66.78	61.45	128.22
KCSF	2009-10	18.00	672.00	526.00	1,198.00	0.33	6.66	5.79	6.22	54.55	100.95	90.87	192.53
<u>Liberal Arts-Sci-Arts History</u>													
KCAH	2006-07	0.00	1,480.00	1,341.00	2,821.00	0.00	5.32	5.53	5.43		278.02	242.56	519.91

FERRIS STATE UNIVERSITY

Student Credit Hours (SCH), Full Time Equated Faculty (FTEF) and SCH/FTEF Aggregated by Course Prefix within College and Department

Prefix	Year	<u>Student Credit Hours</u>				<u>Full Time Equated Faculty</u>				<u>SCH/FTEF</u>			
		Summer	Fall	Spring	F + SP (a)	Summer	Fall	Spring	Avg F + SP (b)	Summer	Fall	Spring	F + SP (a / b)
<u>Kendall College of Art-Design</u>													
<u>Liberal Arts-Sci-Arts History</u>													
KCAH	2007-08	270.00	1,587.00	1,552.00	3,139.00	1.33	5.66	5.16	5.41	203.01	280.39	300.85	580.29
KCAH	2008-09	294.00	1,809.00	1,669.00	3,478.00	1.22	6.41	6.33	6.37	240.98	282.22	263.67	546.00
KCAH	2009-10	237.00	1,668.00	1,795.00	3,463.00	1.99	5.33	6.16	5.75	119.10	312.95	291.40	602.79
KCED	2007-08	0.00	8.00	0.00	8.00	0.00	0.11	0.00	0.05		76.00		152.00
KCED	2008-09	3.00	0.00	0.00	0.00	0.00	0.00	0.00	0.00				
KCHP	2006-07	0.00	0.00	6.00	6.00	0.00	0.00	0.11	0.06			54.55	109.09
KCHU	2006-07	0.00	1,100.00	921.00	2,021.00	0.00	7.54	4.54	6.04		145.82	202.79	334.46
KCHU	2007-08	321.00	1,473.00	1,303.00	2,776.00	1.76	7.87	6.61	7.24	182.91	187.09	196.98	383.20
KCHU	2008-09	471.00	1,713.00	1,336.00	3,049.00	2.76	8.93	7.87	8.40	170.34	191.90	169.72	363.01
KCHU	2009-10	537.00	1,917.00	1,383.00	3,300.00	3.05	9.80	8.17	8.98	176.30	195.68	169.21	367.28
KCSC	2006-07	0.00	354.00	357.00	711.00	0.00	1.99	2.16	2.07		178.04	165.28	342.79
KCSC	2007-08	93.00	420.00	528.00	948.00	0.96	2.51	2.84	2.67	96.88	167.33	185.92	354.39
KCSC	2008-09	114.00	504.00	480.00	984.00	1.33	2.51	2.50	2.50	86.04	201.20	192.00	393.21
KCSC	2009-10	126.00	483.00	480.00	963.00	1.33	2.51	2.59	2.55	95.09	192.81	185.33	378.02
KCSS	2006-07	0.00	648.00	555.00	1,203.00	0.00	3.56	3.87	3.71		182.19	143.54	324.12
KCSS	2007-08	179.00	405.00	441.00	846.00	0.99	2.16	2.21	2.18	180.81	187.79	199.55	387.48
KCSS	2008-09	189.00	540.00	447.00	987.00	1.54	2.65	3.05	2.85	122.73	203.77	146.64	346.42
KCSS	2009-10	162.00	513.00	528.00	1,041.00	1.32	2.16	3.41	2.78	122.73	238.05	154.69	373.90

FERRIS STATE UNIVERSITY

Student Credit Hours (SCH), Full Time Equated Faculty (FTEF) and SCH/FTEF Aggregated by Course Prefix within College and Department

Prefix	Year	<u>Student Credit Hours</u>				<u>Full Time Equated Faculty</u>				<u>SCH/FTEF</u>			
		Summer	Fall	Spring	F + SP (a)	Summer	Fall	Spring	Avg F + SP (b)	Summer	Fall	Spring	F + SP (a / b)
<u>Michigan College of Optometry</u>													
<u>MI College of Optometry</u>													
OPTM	2006-07	0.00	2,459.00	2,432.00	4,891.00	0.00	17.60	19.26	18.43		139.76	126.28	265.42
OPTM	2007-08	838.00	2,572.00	2,446.00	5,018.00	15.01	19.36	20.20	19.78	55.84	132.87	121.09	253.71
OPTM	2008-09	1,056.00	2,625.00	2,537.00	5,162.00	16.51	19.55	20.41	19.98	63.97	134.24	124.30	258.33
OPTM	2009-10	1,042.00	2,605.00	2,517.00	5,122.00	17.01	19.56	19.74	19.65	61.27	133.20	127.53	260.71

FERRIS STATE UNIVERSITY

Student Credit Hours (SCH), Full Time Equated Faculty (FTEF) and SCH/FTEF Aggregated by Course Prefix within College and Department

Prefix	Year	<u>Student Credit Hours</u>				<u>Full Time Equated Faculty</u>				<u>SCH/FTEF</u>			
		Summer	Fall	Spring	F + SP (a)	Summer	Fall	Spring	Avg F + SP (b)	Summer	Fall	Spring	F + SP (a / b)
<u>University College</u>													
<u>Developmental Programs & Curriculum</u>													
CARE	2005-06	0.00	258.00	111.00	369.00	0.00	0.85	0.67	0.76		303.53	166.50	486.59
DIST	2005-06	0.00	16.00	43.00	59.00	0.00	0.06	0.08	0.07		256.00	537.50	828.07
DIST	2006-07	3.00	0.00	0.00	0.00	0.00	0.00	0.00	0.00				
FSUS	2005-06	0.00	1,759.00	221.00	1,980.00	0.00	7.80	0.82	4.31		225.64	269.51	459.62
FSUS	2006-07	1.00	0.00	0.00	0.00	0.00	0.00	0.00	0.00				
HNRS	2005-06	0.00	212.00	0.00	212.00	0.00	0.54	0.00	0.27		391.56		783.11
IEPG	2005-06	152.00	156.00	88.00	244.00	2.00	2.00	1.00	1.50	76.00	78.00	88.00	162.67
IEPG	2006-07	12.00	0.00	0.00	0.00	0.00	0.00	0.00	0.00				
NASE	2005-06	12.00	42.00	0.00	42.00	0.00	0.00	0.00	0.00				
ORSA	2005-06	6.00	26.00	0.00	26.00	0.00	0.00	0.00	0.00				
ORSA	2006-07	27.00	0.00	0.00	0.00	0.00	0.00	0.00	0.00				
READ	2005-06	0.00	1,230.00	408.00	1,638.00	0.00	3.99	2.75	3.37		308.46	148.36	486.23
UNCP	2005-06	0.00	120.00	26.00	146.00	0.00	0.40	0.19	0.30		300.00	136.05	493.98
UNIV	2005-06	0.00	255.00	74.00	329.00	0.00	1.04	0.47	0.76		245.19	156.71	435.12
<u>Developmental Progs-Curr</u>													
CARE	2006-07	0.00	267.00	60.00	327.00	0.00	0.58	0.25	0.42		458.37	240.00	785.59
CARE	2007-08	0.00	261.00	60.00	321.00	0.00	0.50	0.25	0.37		527.27	240.00	861.74
CARE	2008-09	0.00	264.00	60.00	324.00	0.00	1.08	0.17	0.62		245.58	363.64	522.58
CARE	2009-10	0.00	234.00	105.00	339.00	0.00	0.81	0.60	0.70		289.66	175.00	481.58
DIST	2006-07	0.00	24.00	40.00	64.00	0.00	0.00	0.11	0.06			360.00	1,152.00
DIST	2007-08	7.00	30.00	21.00	51.00	0.00	0.00	0.00	0.00				

FERRIS STATE UNIVERSITY

Student Credit Hours (SCH), Full Time Equated Faculty (FTEF) and SCH/FTEF Aggregated by Course Prefix within College and Department

Prefix	Year	<u>Student Credit Hours</u>				<u>Full Time Equated Faculty</u>				<u>SCH/FTEF</u>			
		Summer	Fall	Spring	F + SP (a)	Summer	Fall	Spring	Avg F + SP (b)	Summer	Fall	Spring	F + SP (a / b)
<u>University College</u>													
<u>Developmental Progs-Curr</u>													
DIST	2008-09	0.00	46.00	73.00	119.00	0.00	0.00	0.24	0.12			304.17	991.67
DIST	2009-10	12.00	70.00	82.00	152.00	0.08	0.08	0.22	0.15	150.00	875.00	369.00	1,005.88
FSUS	2006-07	0.00	1,427.00	188.00	1,615.00	0.00	7.00	0.91	3.96		203.74	206.59	408.14
FSUS	2007-08	0.00	1,417.00	185.00	1,602.00	0.00	8.65	0.98	4.81		163.86	189.68	332.96
FSUS	2008-09	0.00	1,517.00	215.00	1,732.00	0.00	7.42	0.65	4.04		204.53	329.25	429.24
FSUS	2009-10	0.00	1,411.00	196.00	1,607.00	0.00	6.78	1.13	3.96		208.08	172.77	406.04
HNRS	2006-07	0.00	191.00	0.00	191.00	0.00	0.54	0.00	0.27		354.56		709.13
HNRS	2007-08	0.00	213.00	0.00	213.00	0.00	0.98	0.00	0.49		217.41		434.83
HNRS	2008-09	0.00	235.00	0.00	235.00	0.00	1.12	0.00	0.56		210.55		421.11
HNRS	2009-10	0.00	227.00	0.00	227.00	0.00	0.85	0.00	0.43		265.55		531.10
IEPG	2006-07	0.00	12.00	0.00	12.00	0.00	0.00	0.00	0.00				
NASE	2006-07	0.00	44.00	58.00	102.00	0.00	0.00	0.00	0.00				
NASE	2007-08	6.00	133.00	83.00	216.00	0.00	0.00	0.00	0.00				
NASE	2008-09	0.00	68.00	37.00	105.00	0.00	0.00	0.00	0.00				
NASE	2009-10	0.00	25.00	12.00	37.00	0.00	0.00	0.00	0.00				
ORSA	2006-07	0.00	0.00	13.00	13.00	0.00	0.00	0.00	0.00				
ORSA	2007-08	4.00	40.00	80.00	120.00	0.00	0.00	0.00	0.00				
ORSA	2008-09	41.00	24.00	54.00	78.00	0.00	0.00	0.00	0.00				
ORSA	2009-10	62.00	40.00	58.00	98.00	0.00	0.00	0.00	0.00				
READ	2006-07	0.00	1,161.00	327.00	1,488.00	0.00	3.80	2.67	3.23		305.53	122.63	460.21
READ	2007-08	0.00	1,311.00	366.00	1,677.00	0.00	4.55	2.67	3.61		288.13	137.25	464.76
READ	2008-09	0.00	1,299.00	414.00	1,713.00	0.00	5.05	2.57	3.81		257.23	161.30	449.80
READ	2009-10	0.00	1,410.00	504.00	1,914.00	0.00	4.60	2.50	3.55		306.52	201.60	539.15
UNCP	2006-07	0.00	174.00	30.00	204.00	0.00	0.61	0.16	0.39		282.93	187.50	526.45

FERRIS STATE UNIVERSITY

Student Credit Hours (SCH), Full Time Equated Faculty (FTEF) and SCH/FTEF Aggregated by Course Prefix within College and Department

Prefix	Year	<u>Student Credit Hours</u>				<u>Full Time Equated Faculty</u>				<u>SCH/FTEF</u>			
		Summer	Fall	Spring	F + SP (a)	Summer	Fall	Spring	Avg F + SP (b)	Summer	Fall	Spring	F + SP (a / b)
<u>University College</u>													
<u>Developmental Progs-Curr</u>													
UNCP	2007-08	0.00	195.00	76.00	271.00	0.00	0.53	0.49	0.51		367.92	154.05	529.64
UNCP	2008-09	0.00	174.00	60.00	234.00	0.00	0.70	0.47	0.59		248.57	126.76	398.86
UNCP	2009-10	0.00	246.00	94.00	340.00	0.00	1.45	0.57	1.01		169.66	163.95	336.08
UNIV	2006-07	0.00	136.00	53.00	189.00	0.00	0.66	0.38	0.52		206.06	138.66	362.69
UNIV	2007-08	0.00	138.00	55.00	193.00	0.00	0.42	0.39	0.41		328.57	140.72	476.04
UNIV	2008-09	0.00	198.00	44.00	242.00	0.00	1.18	0.80	0.99		168.37	55.00	244.94
UNIV	2009-10	0.00	156.00	40.00	196.00	0.00	0.61	0.20	0.40		255.94	200.00	484.24

FERRIS STATE UNIVERSITY

Ranked Listing of Student Credit Hours (SCH) / Full Time Equated Faculty (FTEF) Aggregated by College Fall + Spring Semesters 2009-2010

College	Student Credit Hours/ Full Time Equated Faculty
College of Business	581.87
College of Arts and Sciences	581.45
College of Allied Health	506.09
University College	481.06
College of Pharmacy	444.82
College of Education-Human Ser	404.13
Coll of Engineering Technology	351.15
College of Prof-Tech Studies	290.39
Michigan College of Optometry	260.71
Kendall College of Art-Design	259.84

FERRIS STATE UNIVERSITY

Ranked Listing of Student Credit Hours (SCH) / Full Time Equated Faculty (FTEF) Aggregated by Department Fall + Spring Semesters 2009-2010

Department	Student Credit Hours/ Full Time Equated Faculty (SCH/FTEF)
Physical Sciences	736.94
Social Sciences Dept	653.08
Mathematics	652.16
Management	630.79
Account, Finance, Info Systems	609.63
Humanities	586.95
Clinical Lab-Resp Care-Hlth Ad	549.20
Biology	539.40
Marketing	516.86
Criminal Justice	492.77
Dental Hygiene-Medical Imaging	484.19
Sports, Entertain, Hospt. Mgmt	483.11
Developmental Progs-Curr	481.06

FERRIS STATE UNIVERSITY

Ranked Listing of Student Credit Hours (SCH) / Full Time Equated Faculty (FTEF) Aggregated by Department Fall + Spring Semesters 2009-2010

Department	Student Credit Hours/ Full Time Equated Faculty (SCH/FTEF)
Construction Tech-Mgmt	466.06
Languages and Literature	463.46
Pharmacy	444.82
School of Nursing	442.79
Liberal Arts-Sci-Arts History	437.00
Welding Eng Tech	411.68
Recreation, Leisure Serv-Well	408.80
Arch Tech-Facilities Mgmt	406.29
Mechanical Design	385.30
College of Arts and Sciences	384.00
HVACR	362.68
Manufacturing Eng Tech	359.22
Heavy Equipment	354.42

FERRIS STATE UNIVERSITY

Ranked Listing of Student Credit Hours (SCH) / Full Time Equated Faculty (FTEF) Aggregated by Department Fall + Spring Semesters 2009-2010

Department	Student Credit Hours/ Full Time Equated Faculty (SCH/FTEF)
School of Education Dept	335.44
EET-CNS	319.92
Surveying	313.80
Professional-Tech Studies	290.39
Television Production	274.02
Automotive	266.53
Plastics-Rubber	262.58
MI College of Optometry	260.71
Printing-Imaging Tech Mgmt	248.48
Fine Arts-Foundation	224.67
Design Studies	219.06

FERRIS STATE UNIVERSITY

Ranked Listing of Student Credit Hours (SCH) / Full Time Equated Faculty (FTEF) Aggregated by Course Prefix Fall + Spring Semesters 2009-2010

Course Description	Course Prefix	Student Credit Hours/ Full Time Equated Faculty (SCH/FTEF)
Art History	ARTH	1,025.14
Directed Studies	DIST	1,005.88
Pharmacy Administration	PHAD	990.53
Film	FILM	966.32
Anthropology	ANTH	957.67
Humanities	HUMN	935.29
Pharmaceutics	PHAR	929.25
Economics	ECON	919.58
Social Sciences	SSCI	846.99
Psychology	PSYC	845.54
Sociology	SOCY	843.58
Pharmacology	PHCL	818.34
Chemistry	CHEM	756.02
Geography	GEOG	724.75

FERRIS STATE UNIVERSITY

Ranked Listing of Student Credit Hours (SCH) / Full Time Equated Faculty (FTEF) Aggregated by Course Prefix Fall + Spring Semesters 2009-2010

Course Description	Course Prefix	Student Credit Hours/ Full Time Equated Faculty (SCH/FTEF)
Physics	PHYS	721.28
Finance	FINC	701.05
Environmental Health and Safety Management	EHSM	698.58
Accountancy	ACCT	696.87
Pharmaceutical Chemistry	PHCH	694.40
Business Law	BLAW	688.04
Physical Science	PHSC	678.00
History	HIST	673.90
Metallurgy	MATL	660.83
Mathematics	MATH	660.09
Business	BUSN	647.62
Core Curriculum Health Sciences	CCHS	633.51
Geology	GEOL	628.50
Management	MGMT	627.84

FERRIS STATE UNIVERSITY

Ranked Listing of Student Credit Hours (SCH) / Full Time Equated Faculty (FTEF) Aggregated by Course Prefix Fall + Spring Semesters 2009-2010

Course Description	Course Prefix	Student Credit Hours/ Full Time Equated Faculty (SCH/FTEF)
Philosophy Honors	PHIH	624.00
Astronomy	ASTR	623.44
Retailing	RETG	621.00
Statistics and Quantitative Methods	STQM	620.87
Radiography	RADI	614.23
Political Science	PLSC	613.26
Computer Information Systems	ISYS	607.79
Kendall College Art History	KCAH	602.79
Advertising	ADVG	586.67
Communication	COMM	572.98
Biology	BIOL	571.80
Religions	RELG	561.10
Health Care Systems Administration	HCSA	558.58
Photography	PHOT	558.58

FERRIS STATE UNIVERSITY

Ranked Listing of Student Credit Hours (SCH) / Full Time Equated Faculty (FTEF) Aggregated by Course Prefix Fall + Spring Semesters 2009-2010

Course Description	Course Prefix	Student Credit Hours/ Full Time Equated Faculty (SCH/FTEF)
Respiratory Care	RESP	557.17
Philosophy	PHIL	555.28
Lit of the French World-Honors	FRNH	548.17
International Business	INTB	543.40
Mechanical Engineering Technology	MECH	542.86
Marketing	MKTG	541.74
Facilities Management	FMAN	539.77
Reading	READ	539.15
Spanish	SPAN	538.49
Professional Golf Management	PGMG	538.00
Communication Honors	COMH	536.00
Advertising/Integrate Mktg Communications	AIMC	532.69
Information Security and Intel	ISIN	531.11
Honors	HNRS	531.10

FERRIS STATE UNIVERSITY

Ranked Listing of Student Credit Hours (SCH) / Full Time Equated Faculty (FTEF) Aggregated by Course Prefix Fall + Spring Semesters 2009-2010

Course Description	Course Prefix	Student Credit Hours/ Full Time Equated Faculty (SCH/FTEF)
Anthropology Honors	ANHH	528.75
Humanities Honors	HUMH	528.00
Art	ARTS	521.00
Medical Record Information Systems	MRIS	518.48
Allied Health Science	CAHS	507.62
Professional Tennis Management	PTMG	498.51
Hospitality Management	HOMT	492.87
Education Language Arts	EDLA	486.35
African American Studies	AFAM	485.71
University	UNIV	484.24
French	FREN	483.90
Criminal Justice	CRIM	483.43
Career Exploration	CARE	481.58
Restaurant and Food Industry Management	RFIM	478.67

FERRIS STATE UNIVERSITY

Ranked Listing of Student Credit Hours (SCH) / Full Time Equated Faculty (FTEF) Aggregated by Course Prefix Fall + Spring Semesters 2009-2010

Course Description	Course Prefix	Student Credit Hours/ Full Time Equated Faculty (SCH/FTEF)
Construction Management	CONM	476.28
Music	MUSI	475.37
English	ENGL	467.74
German	GERM	462.22
Nuclear Medicine	NUCM	459.10
Sociology Honors	SOCH	456.00
Dental Hygiene	DHYG	451.58
History Honors	HISH	450.00
Homeland Security-Digital Security & Forensics-CJ	HSCJ	449.43
Graphic Design	GRDE	446.34
Education Reading Language Arts	ERLA	443.38
Nursing	NURS	442.79
Language	LANG	440.00
Educational Leadership	EDLE	434.00

FERRIS STATE UNIVERSITY

Ranked Listing of Student Credit Hours (SCH) / Full Time Equated Faculty (FTEF) Aggregated by Course Prefix Fall + Spring Semesters 2009-2010

Course Description	Course Prefix	Student Credit Hours/ Full Time Equated Faculty (SCH/FTEF)
Public Relations	PREL	426.90
Educational Career Technical Education	ECTE	425.57
Building Construction	BCTM	421.21
Journalism	JRNL	416.00
Diagnostic Medical Sonography	SONO	414.49
Civil Engineering Technology	CETM	414.12
Welding Engineering Technology	WELD	411.68
Recreation Management and Leisure Studies	RMLS	408.80
Ferris State University Seminar	FSUS	406.04
Education Physical Education	EDPE	395.25
Music Industry Management	MIMG	390.96
Literature	LITR	390.95
English Professional	ENGP	385.71
Clinical Laboratory Science	CLLS	384.60

FERRIS STATE UNIVERSITY

Ranked Listing of Student Credit Hours (SCH) / Full Time Equated Faculty (FTEF) Aggregated by Course Prefix Fall + Spring Semesters 2009-2010

Course Description	Course Prefix	Student Credit Hours/ Full Time Equated Faculty (SCH/FTEF)
College of Arts & Sciences	COAS	384.00
Literature Honors	LITH	381.00
Pharmacognosy	PHCG	378.60
Kendall College Science	KCSC	378.02
Kendall College Social Science	KCSS	373.90
Manufacturing Engineering Technology	MFGE	371.54
Kendall College Humanities	KCHU	367.28
Heating, Ventilation, Air Conditioning & Refrig Tec	HVAC	362.68
Law	LLAW	360.08
Heavy Equipment Technology	HEQT	358.40
Engineering Graphics	ETEC	354.24
Computer Science	CPSC	353.47
Architectural Technology	ARCH	351.52
Master of Business Administration	MMBA	350.83

FERRIS STATE UNIVERSITY

Ranked Listing of Student Credit Hours (SCH) / Full Time Equated Faculty (FTEF) Aggregated by Course Prefix Fall + Spring Semesters 2009-2010

Course Description	Course Prefix	Student Credit Hours/ Full Time Equated Faculty (SCH/FTEF)
Geographic Information Science	GISC	348.25
Heavy Equipment Service Engineering Technology	HSET	340.68
Product Design Engineering Technology	PDET	340.16
University College Program	UNCP	336.08
Electrical and Electronics Engineering Technology	EEET	330.34
Automotive Management	AMGT	325.95
Education	EDUC	319.18
Master of Science Information Systems Management	MISM	317.01
Civil Engineering	CENG	315.75
Child Development	EDCD	315.52
Digital Animation and Game Design	DAGD	315.52
Applied Science	APPS	312.28
E-Commerce	ECOM	312.00
Plastics Engineering Technology	PLTS	310.88

FERRIS STATE UNIVERSITY

Ranked Listing of Student Credit Hours (SCH) / Full Time Equated Faculty (FTEF) Aggregated by Course Prefix Fall + Spring Semesters 2009-2010

Course Description	Course Prefix	Student Credit Hours/ Full Time Equated Faculty (SCH/FTEF)
Surveying Engineering	SURE	301.92
Kendall Printmaking	KCPR	298.52
Kendall Photography	KCPH	289.75
Pharmacy Practice	PHPR	285.14
Computer Network and Systems	ECNS	283.32
Education Special Needs	ESPN	276.47
Television Production	TVPR	274.02
Education-Get Promoted	EDGP	273.26
Kendall College Illustration	KCIL	270.29
Kendall College Design Studies	KCDS	267.43
Printing Technology	PTEC	265.88
Social Work	SCWK	261.70
Optometry	OPTM	260.71
Theater Honors	THTH	252.00

FERRIS STATE UNIVERSITY

Ranked Listing of Student Credit Hours (SCH) / Full Time Equated Faculty (FTEF) Aggregated by Course Prefix Fall + Spring Semesters 2009-2010

Course Description	Course Prefix	Student Credit Hours/ Full Time Equated Faculty (SCH/FTEF)
Automotive Service Technology	AUTO	250.07
Kendall Drawing	KCDR	241.61
Kendall-Graphic Design	KCGD	241.45
Kendall College Historic Preservation	KCHP	240.00
Kendall-Painting	KCPA	235.75
Kendall College Interior Design	KCID	228.16
New Media Printing and Publishing	NMPP	227.97
CAD Drafting and Tool Design	CDTD	224.66
Integrated Biology	INBI	220.29
Kendall Education	KCED	196.42
Kendall Sculpture/Functional Art	KCSF	192.53
Kendall College Fine Arts	KCFA	190.76
Kendall College Industrial Design	KCIN	190.60
Manufacturing Tooling Technology	MFGT	187.26

FERRIS STATE UNIVERSITY

Ranked Listing of Student Credit Hours (SCH) / Full Time Equated Faculty (FTEF) Aggregated by Course Prefix Fall + Spring Semesters 2009-2010

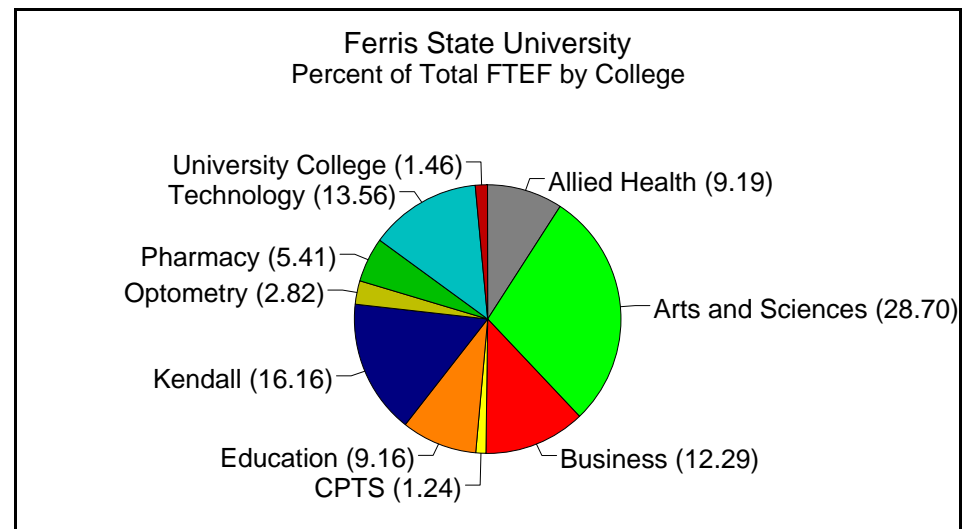
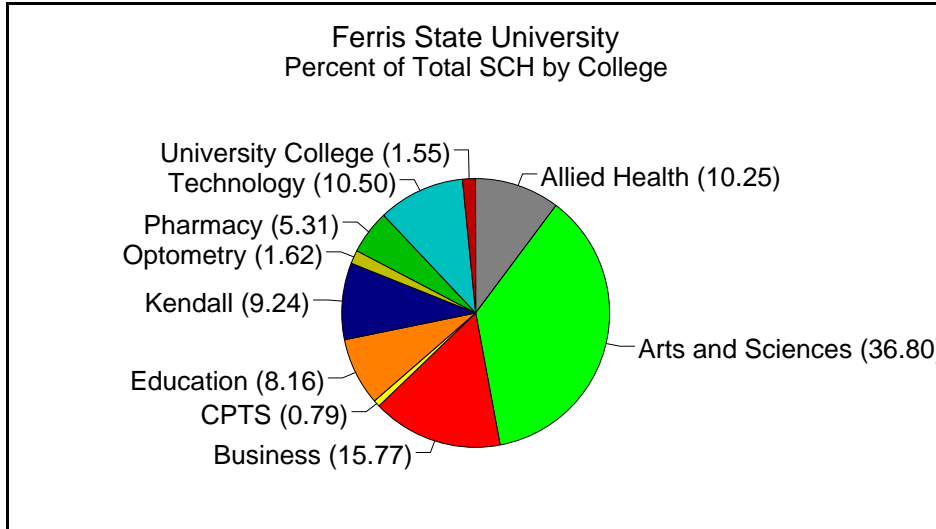
Course Description	Course Prefix	Student Credit Hours/ Full Time Equated Faculty (SCH/FTEF)
Kendall College Digital Media	KCDM	185.77
Horticulture	HORT	168.32
Kendall-Design	KDES	150.00
Theater	THTR	141.12
Kendall Metals/Jewelry Design	KCMJ	138.84
Kendall College Furniture Design	KCFD	127.43
Rubber Technology	RUBR	114.11
Printing Management	PMGT	113.06
Software Engineering	SENG	105.00
Philanthropy Education	EDPH	

Ferris State University

Student Credit Hours (SCH) and Full Time Equated Faculty (FTEF) by College

Fall and Spring Terms Combined 2009-2010

By College



College	SCH	FTEF
Allied Health	32,414.00	64.05
Arts and Sciences	116,321.00	200.05
Business	49,853.00	85.68
CPTS	2,501.00	8.61
Education	25,806.00	63.86
Kendall	29,204.00	112.64
Optometry	5,122.00	19.65
Pharmacy	16,774.00	37.71
Technology	33,180.00	94.49
University College	4,910.00	10.21

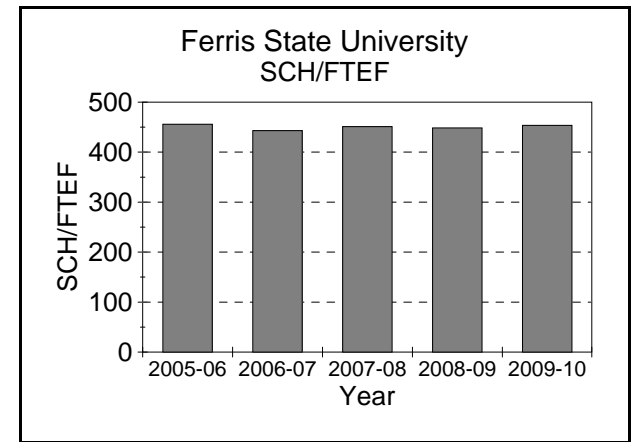
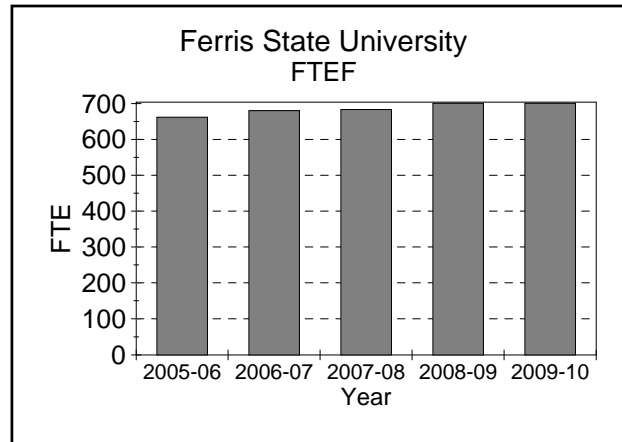
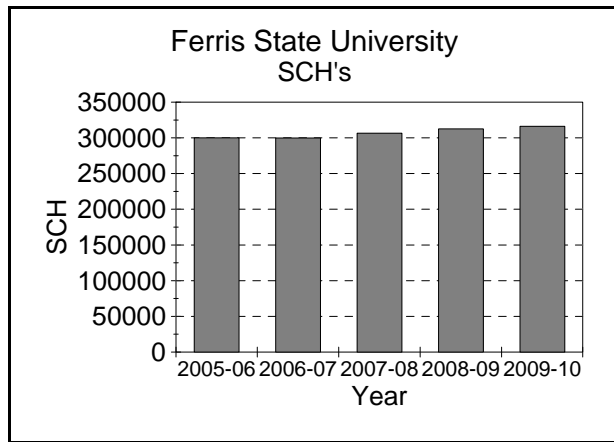
Source: Office of Institutional Research, g:\...fload\0910\prdupie.rsl

Ferris State University

Student Credit Hours (SCH), Full Time Equated Faculty (FTEF) and SCH/FTEF Aggregated by University

Fall and Spring Terms Combined

FSU



<u>Year</u>	<u>SCH</u>	<u>FTEF</u>	<u>SCH/FTEF</u>
2005-06	300,005.00	658.33	455.71
2006-07	299,811.50	676.68	443.06
2007-08	306,480.00	679.74	450.88
2008-09	312,569.50	696.74	448.62
2009-10	316,085.00	696.69	453.69

Caution: When viewing graphs, please note the differences in scales

Source: Office of Institutional Research, g:\...fload\0910\prdugr.rsl

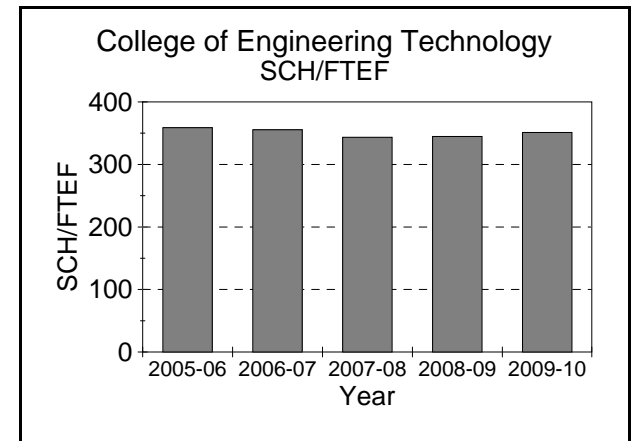
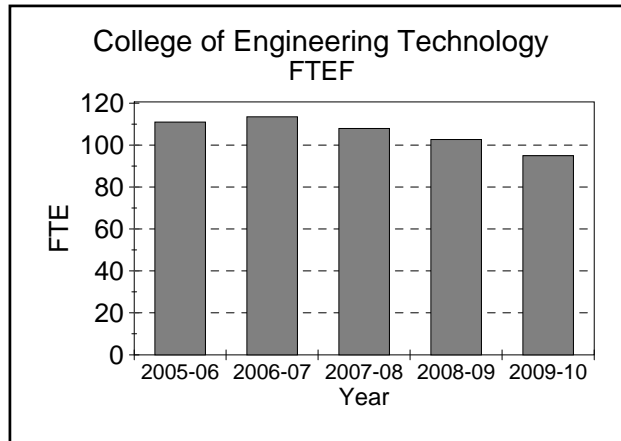
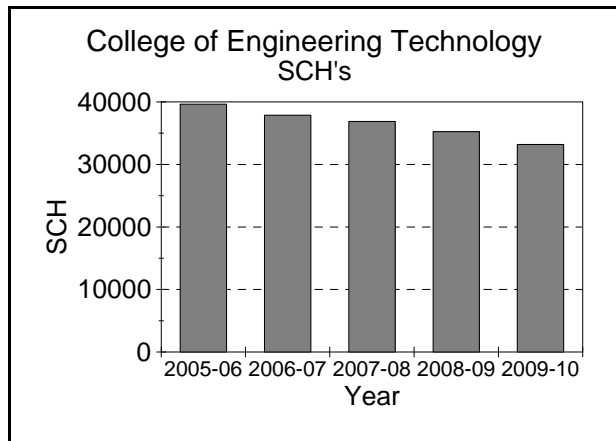
Ferris State University

Student Credit Hours (SCH), Full Time Equated Faculty (FTEF) and SCH/FTEF Aggregated by College

Fall and Spring Terms Combined

College of Engineering Technology

Coll of Engineering Technology



<u>Year</u>	<u>SCH</u>	<u>FTEF</u>	<u>SCH/FTEF</u>
2005-06	39,642.00	110.46	358.88
2006-07	37,882.00	112.91	355.50
2007-08	36,881.00	107.42	343.32
2008-09	35,232.00	102.19	344.77
2009-10	33,180.00	94.49	351.15

Caution: When viewing graphs, please note the differences in scales

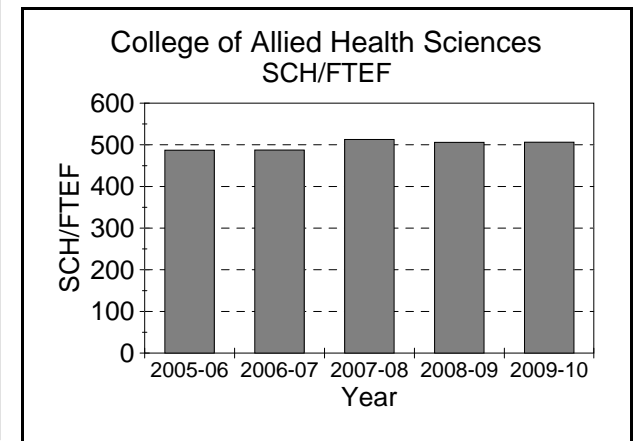
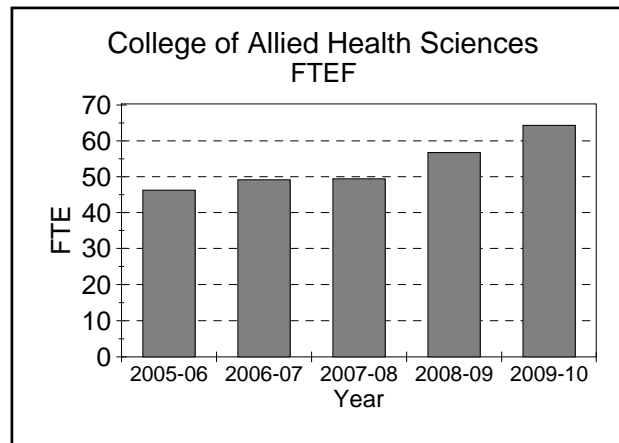
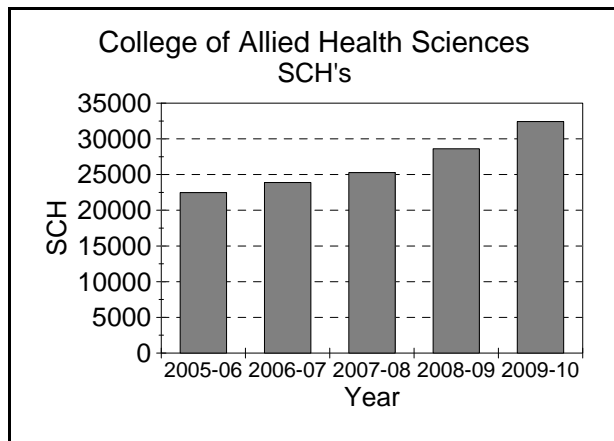
Source: Office of Institutional Research, g:\...facload\0910\prdtgr.rsl

Ferris State University

Student Credit Hours (SCH), Full Time Equated Faculty (FTEF) and SCH/FTEF Aggregated by College

Fall and Spring Terms Combined

College of Allied Health Sciences



<u>Year</u>	<u>SCH</u>	<u>FTEF</u>	<u>SCH/FTEF</u>
2005-06	22,471.00	46.14	487.03
2006-07	23,897.00	49.02	487.50
2007-08	25,276.00	49.30	512.68
2008-09	28,619.00	56.56	505.99
2009-10	32,414.00	64.05	506.09

Caution: When viewing graphs, please note the differences in scales

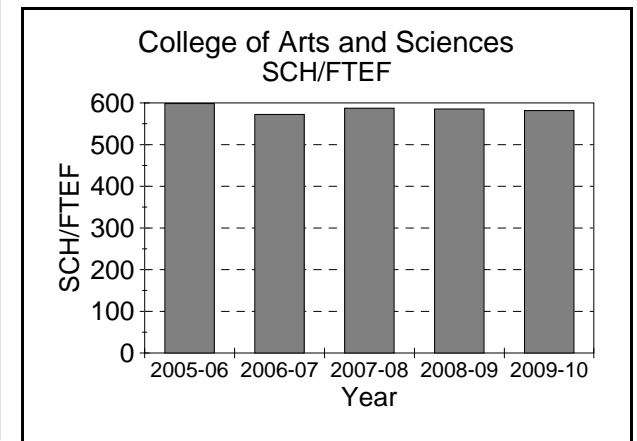
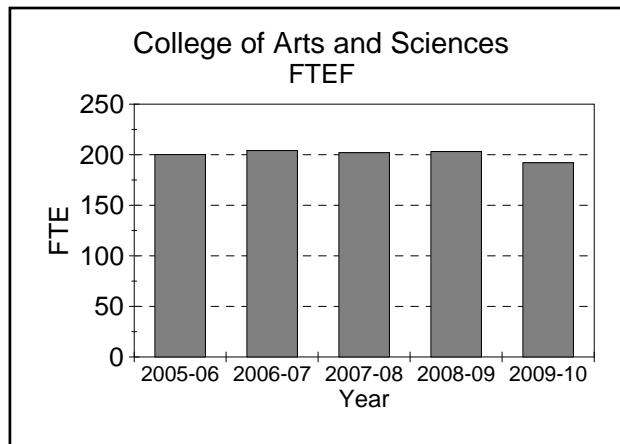
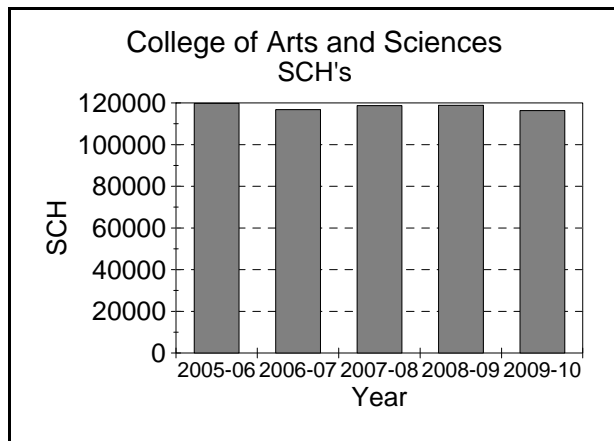
Source: Office of Institutional Research, g:\...\facload\0910\prdahgr.rsl

Ferris State University

Student Credit Hours (SCH), Full Time Equated Faculty (FTEF) and SCH/FTEF Aggregated by College

Fall and Spring Terms Combined

College of Arts and Sciences



<u>Year</u>	<u>SCH</u>	<u>FTEF</u>	<u>SCH/FTEF</u>
2005-06	119,800.00	200.20	598.41
2006-07	116,801.00	204.09	572.31
2007-08	118,662.00	202.04	587.32
2008-09	118,872.00	203.09	585.33
2009-10	116,321.00	192.09	581.45

Caution: When viewing graphs, please note the differences in scales

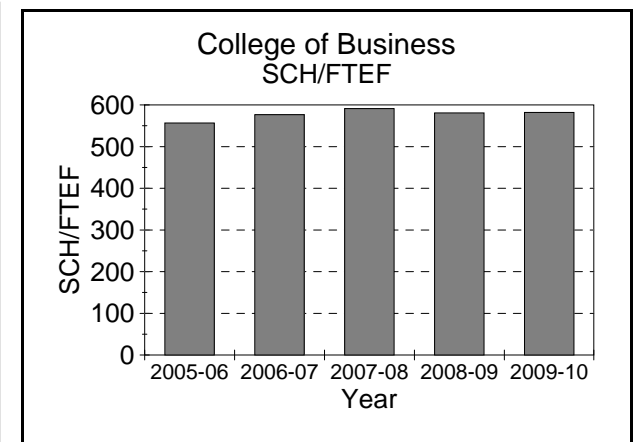
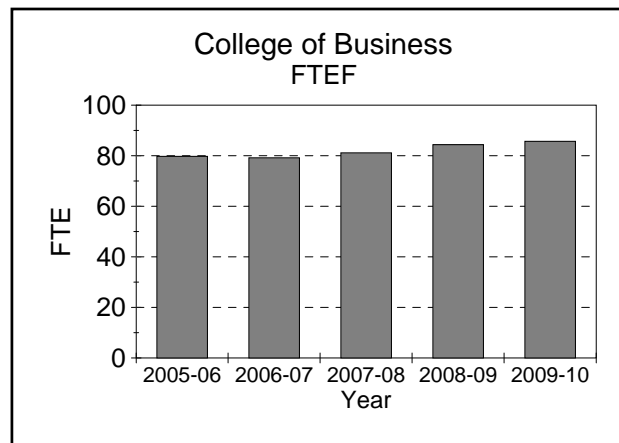
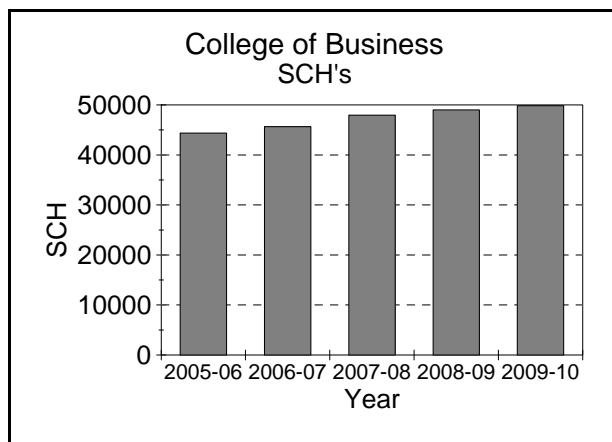
Source: Office of Institutional Research, g:\...fload\0910\prdasgr.rsl

Ferris State University

Student Credit Hours (SCH), Full Time Equated Faculty (FTEF) and SCH/FTEF Aggregated by College

Fall and Spring Terms Combined

College of Business



<u>Year</u>	<u>SCH</u>	<u>FTEF</u>	<u>SCH/FTEF</u>
2005-06	44,382.00	79.73	556.65
2006-07	45,652.00	79.20	576.41
2007-08	47,956.00	81.13	591.07
2008-09	49,003.00	84.37	580.78
2009-10	49,853.00	85.68	581.87

Caution: When viewing graphs, please note the differences in scales

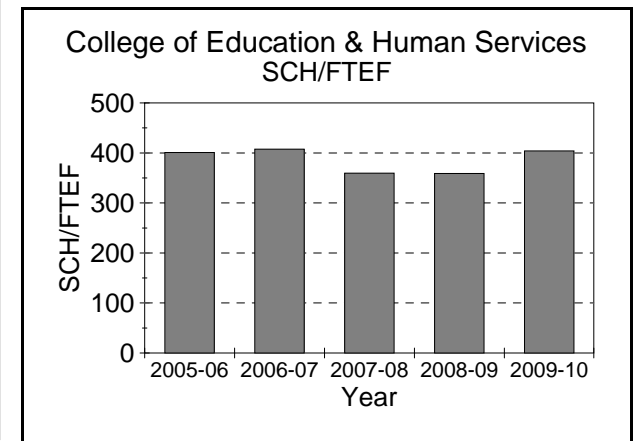
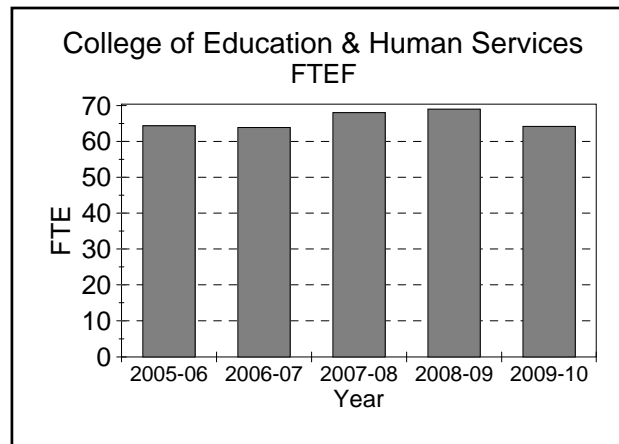
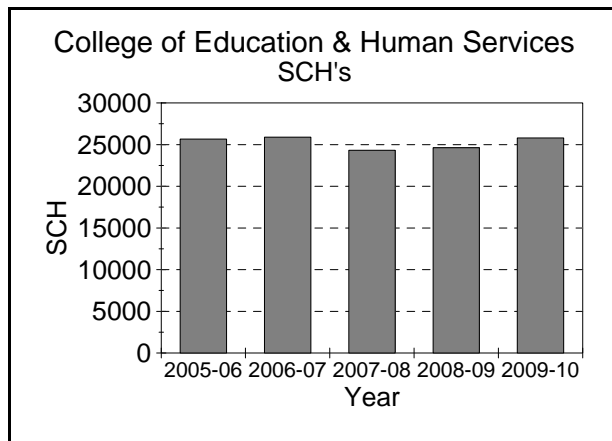
Source: Office of Institutional Research, g:\...fload\0910\prdbmgr.rsl

Ferris State University

Student Credit Hours (SCH), Full Time Equated Faculty (FTEF) and SCH/FTEF Aggregated by College

Fall and Spring Terms Combined

College of Education & Human Services



<u>Year</u>	<u>SCH</u>	<u>FTEF</u>	<u>SCH/FTEF</u>
2005-06	25,653.00	64.02	400.71
2006-07	25,887.00	63.53	407.46
2007-08	24,324.00	67.67	359.47
2008-09	24,626.00	68.61	358.90
2009-10	25,806.00	63.86	404.13

Caution: When viewing graphs, please note the differences in scales

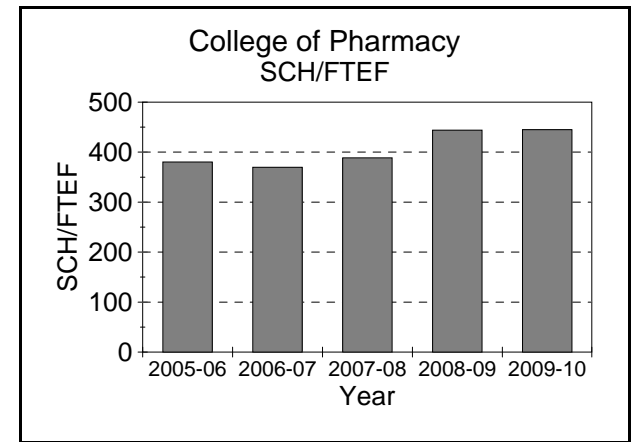
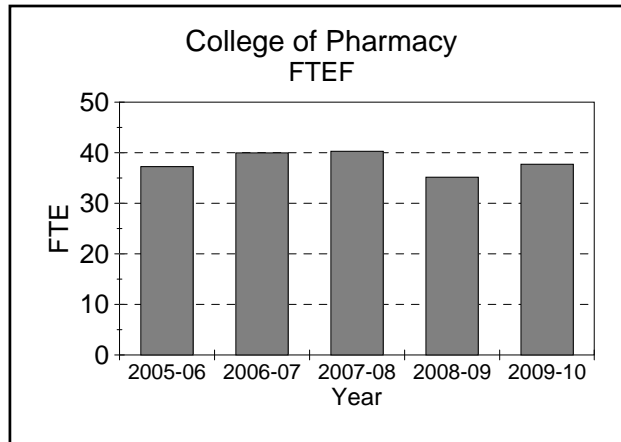
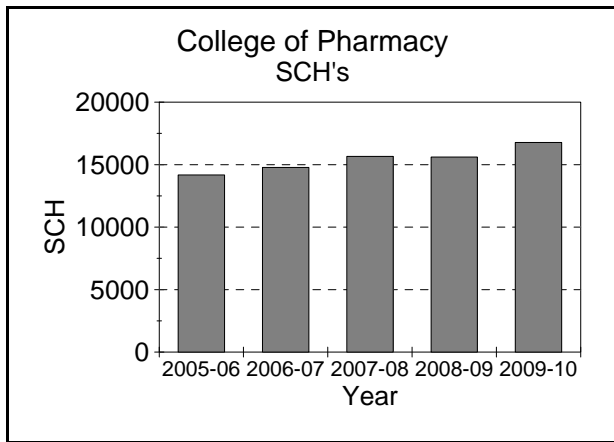
Source: Office of Institutional Research, g:\...facload\0910\prdedgr.rsl

Ferris State University

Student Credit Hours (SCH), Full Time Equated Faculty (FTEF) and SCH/FTEF Aggregated by College

Fall and Spring Terms Combined

College of Pharmacy



<u>Year</u>	<u>SCH</u>	<u>FTEF</u>	<u>SCH/FTEF</u>
2005-06	14,172.00	37.25	380.43
2006-07	14,777.50	39.97	369.67
2007-08	15,656.00	40.29	388.63
2008-09	15,611.50	35.17	443.83
2009-10	16,774.00	37.71	444.82

Caution: When viewing graphs, please note the differences in scales

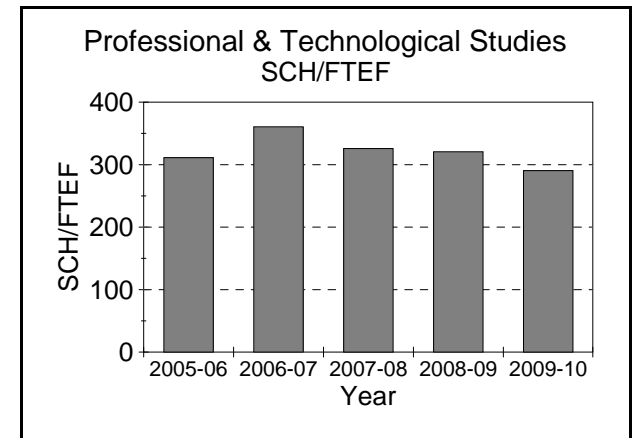
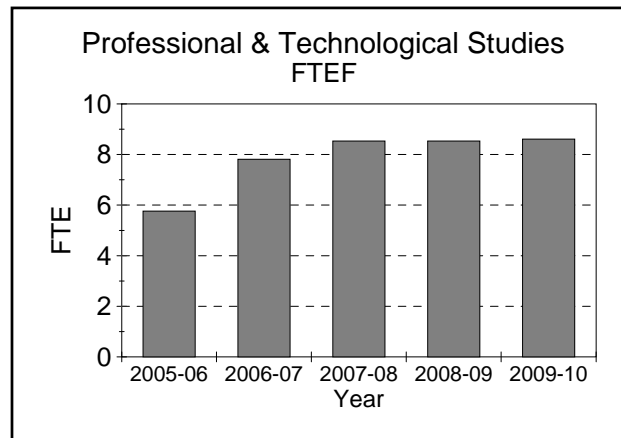
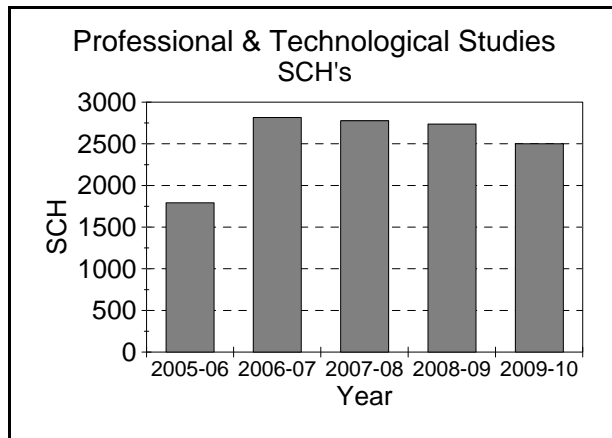
Source: Office of Institutional Research, g:\...facload\0910\prdpngr.rsl

Ferris State University

Student Credit Hours (SCH), Full Time Equated Faculty (FTEF) and SCH/FTEF Aggregated by Department

Fall and Spring Terms Combined

College of Professional & Technological Studies



<u>Year</u>	<u>SCH</u>	<u>FTEF</u>	<u>SCH/FTEF</u>
2005-06	1,791.00	5.76	311.21
2006-07	2,815.00	7.81	360.53
2007-08	2,777.00	8.53	325.66
2008-09	2,737.00	8.53	320.74
2009-10	2,501.00	8.61	290.39

Caution: When viewing graphs, please note the differences in scales

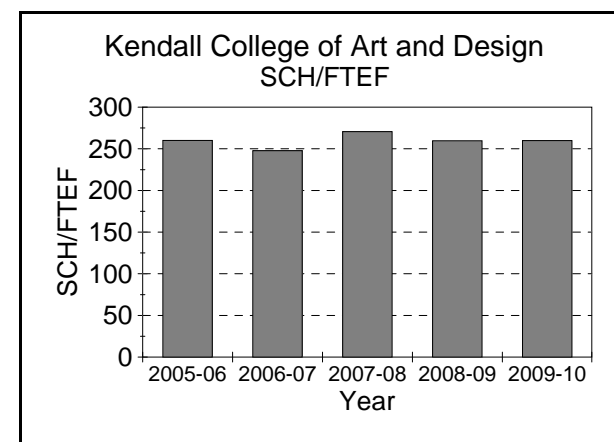
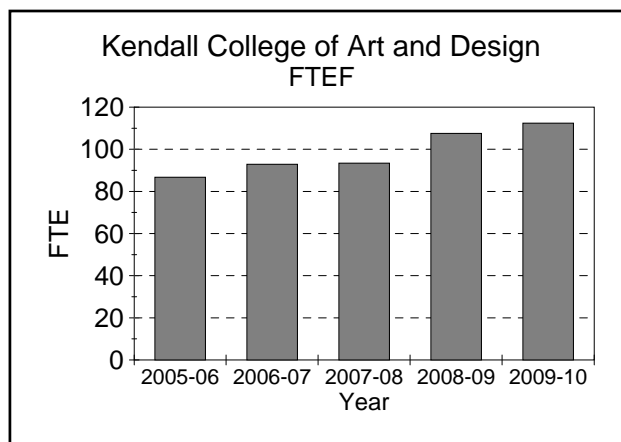
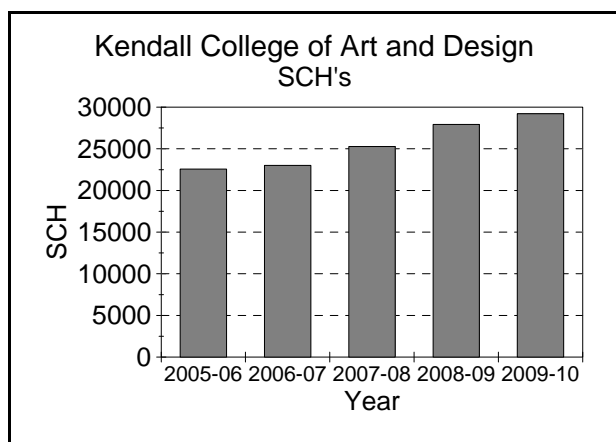
Source: Office of Institutional Research, g:\...fload\0910\prdpshr.rsl

Ferris State University

Student Credit Hours (SCH), Full Time Equated Faculty (FTEF) and SCH/FTEF Aggregated by College

Fall and Spring Terms Combined

Kendall College of Art and Design



<u>Year</u>	<u>SCH</u>	<u>FTEF</u>	<u>SCH/FTEF</u>
2005-06	22,561.00	86.75	260.08
2006-07	23,004.00	92.88	247.67
2007-08	25,266.00	93.38	270.57
2008-09	27,925.00	107.52	259.73
2009-10	29,204.00	112.39	259.84

Caution: When viewing graphs, please note the differences in scales

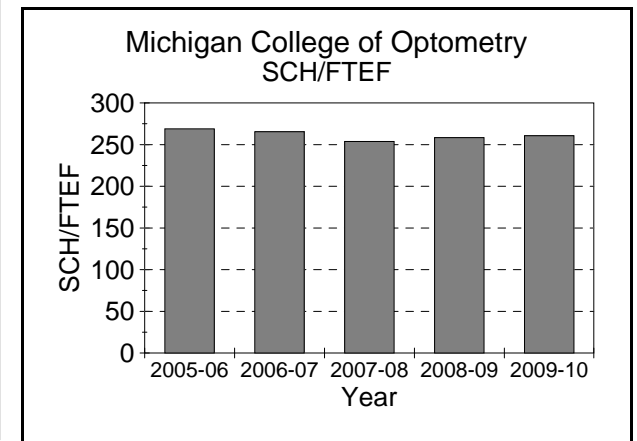
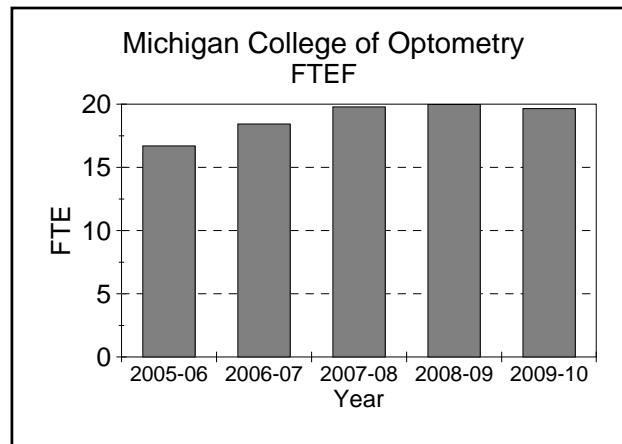
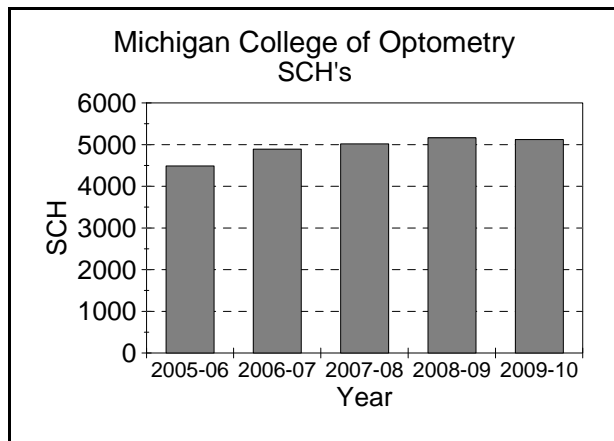
Source: Office of Institutional Research, g:\...load\0910\prdkcgr.rsl

Ferris State University

Student Credit Hours (SCH), Full Time Equated Faculty (FTEF) and SCH/FTEF Aggregated by College

Fall and Spring Terms Combined

Michigan College of Optometry



<u>Year</u>	<u>SCH</u>	<u>FTEF</u>	<u>SCH/FTEF</u>
2005-06	4,488.00	16.69	268.85
2006-07	4,891.00	18.43	265.42
2007-08	5,018.00	19.78	253.71
2008-09	5,162.00	19.98	258.33
2009-10	5,122.00	19.65	260.71

Caution: When viewing graphs, please note the differences in scales

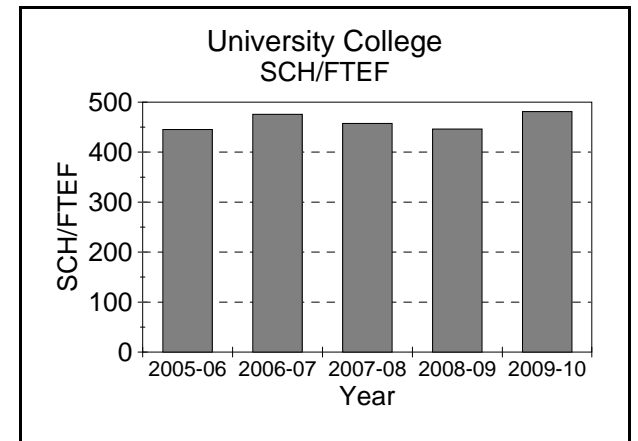
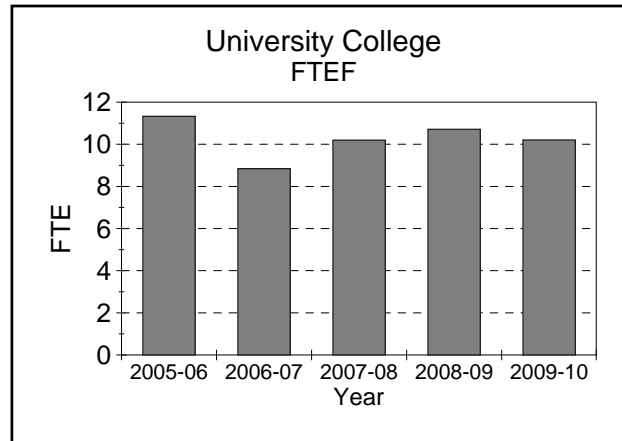
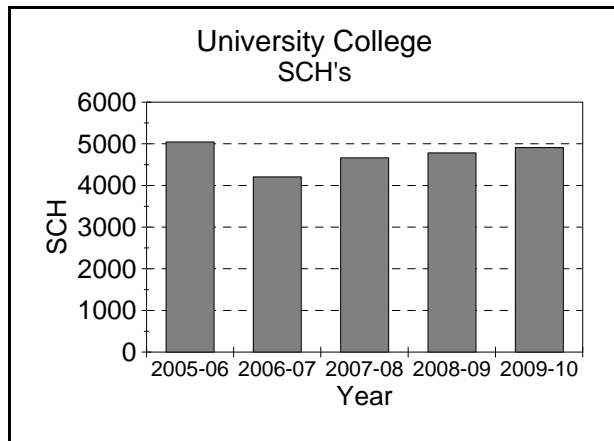
Source: Office of Institutional Research, g:\...facload\0910\prdogr.rsl

Ferris State University

Student Credit Hours (SCH), Full Time Equated Faculty (FTEF) and SCH/FTEF Aggregated by College

Fall and Spring Terms Combined

University College



<u>Year</u>	<u>SCH</u>	<u>FTEF</u>	<u>SCH/FTEF</u>
2005-06	5,045.00	11.33	445.33
2006-07	4,205.00	8.84	475.68
2007-08	4,664.00	10.20	457.29
2008-09	4,782.00	10.72	446.24
2009-10	4,910.00	10.21	481.06

Caution: When viewing graphs, please note the differences in scales

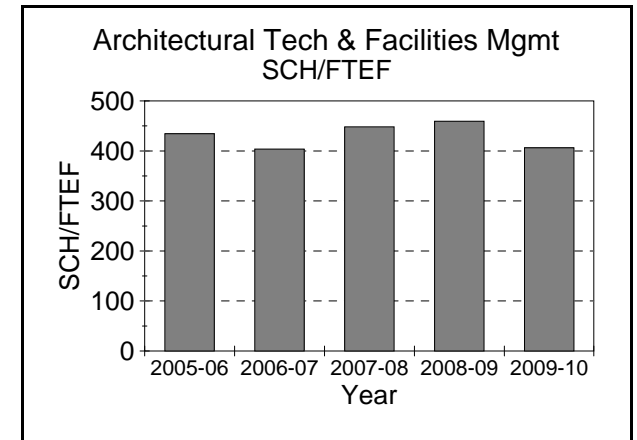
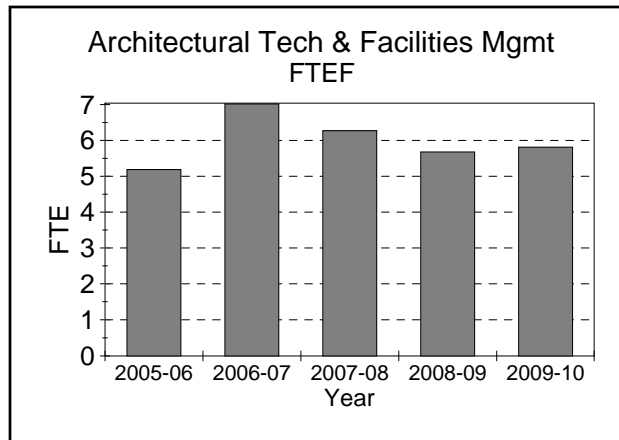
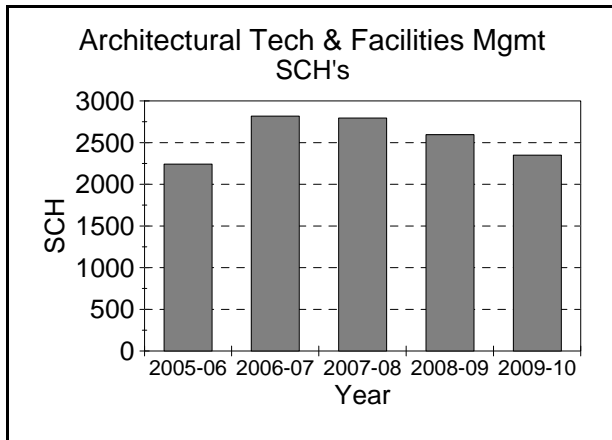
Source: Office of Institutional Research, g:\...fload\0910\prducgr.rsl

Ferris State University

Student Credit Hours (SCH), Full Time Equated Faculty (FTEF) and SCH/FTEF Aggregated by Department

Fall and Spring Terms Combined

Architectural Tech & Facilities Mgmt (College of Engineering Technology)



<u>Year</u>	<u>SCH</u>	<u>FTEF</u>	<u>SCH/FTEF</u>
2005-06	2,242.00	5.16	434.45
2006-07	2,817.00	6.98	403.80
2007-08	2,795.00	6.24	448.04
2008-09	2,595.00	5.65	459.29
2009-10	2,349.00	5.78	406.29

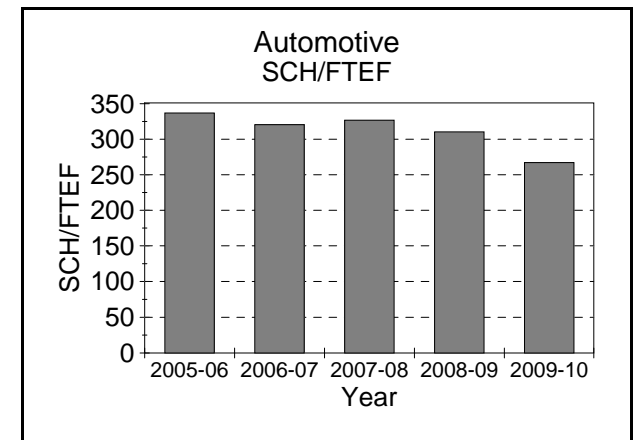
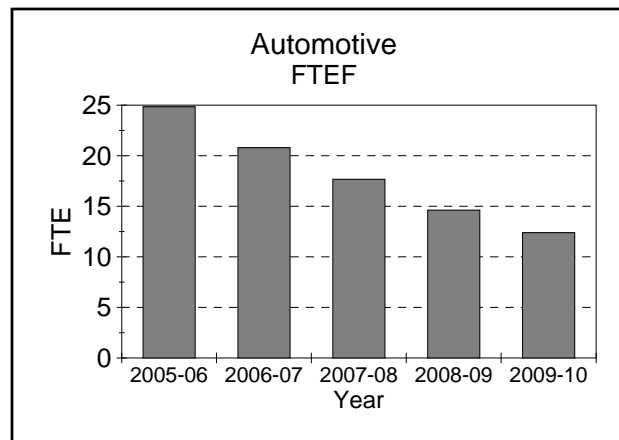
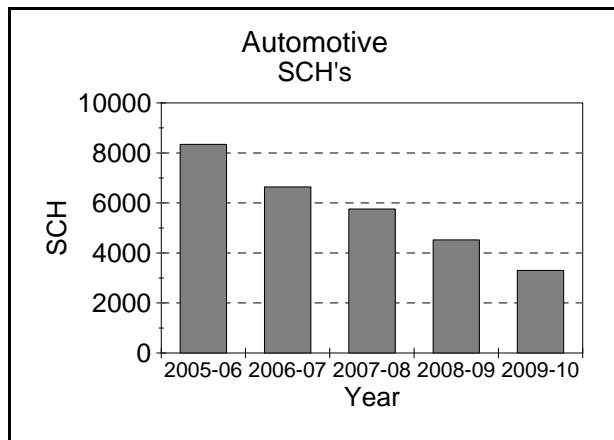
Caution: When viewing graphs, please note the differences in scales
Source: Office of Institutional Research, g:\...fload\0910\prte1g.rsl

Ferris State University

Student Credit Hours (SCH), Full Time Equated Faculty (FTEF) and SCH/FTEF Aggregated by Department

Fall and Spring Terms Combined

Automotive (College of Engineering Technology)



<u>Year</u>	<u>SCH</u>	<u>FTEF</u>	<u>SCH/FTEF</u>
2005-06	8,345.00	24.84	335.98
2006-07	6,644.00	20.79	319.60
2007-08	5,756.00	17.67	325.75
2008-09	4,522.00	14.62	309.41
2009-10	3,302.00	12.39	266.53

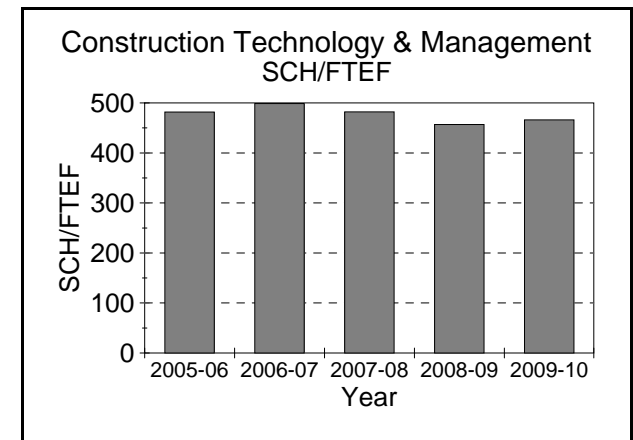
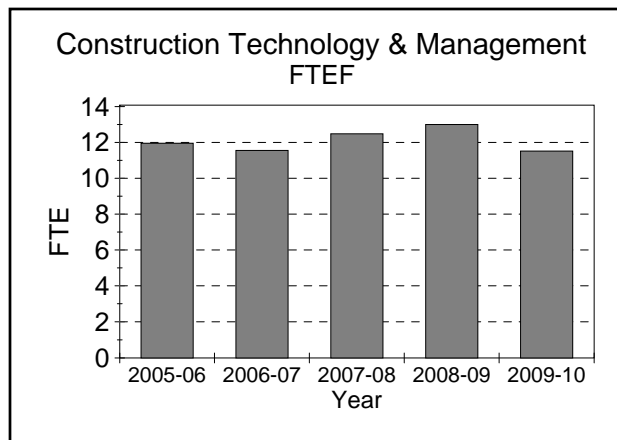
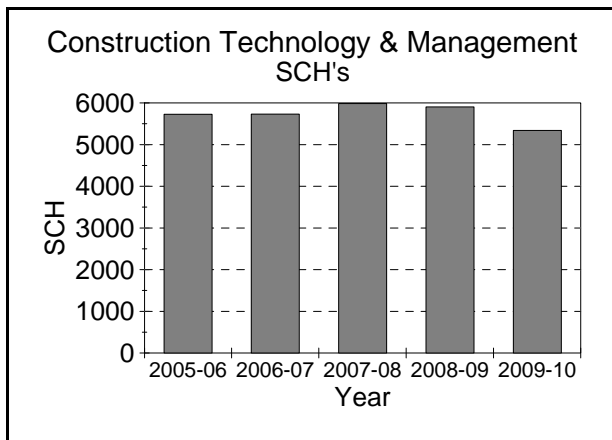
Caution: When viewing graphs, please note the differences in scales
Source: Office of Institutional Research, g:\...vacload\0910\prpte2g.rsl

Ferris State University

Student Credit Hours (SCH), Full Time Equated Faculty (FTEF) and SCH/FTEF Aggregated by Department

Fall and Spring Terms Combined

Construction Technology & Management (College of Engineering Technology)



<u>Year</u>	<u>SCH</u>	<u>FTEF</u>	<u>SCH/FTEF</u>
2005-06	5,729.00	11.89	481.67
2006-07	5,732.00	11.49	498.76
2007-08	5,984.00	12.41	482.08
2008-09	5,903.00	12.93	456.71
2009-10	5,340.00	11.46	466.06

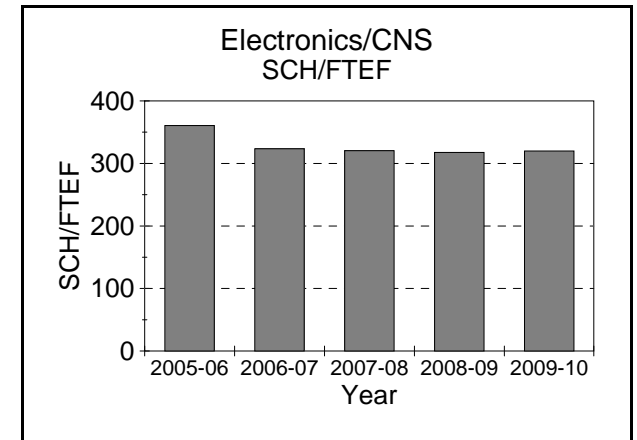
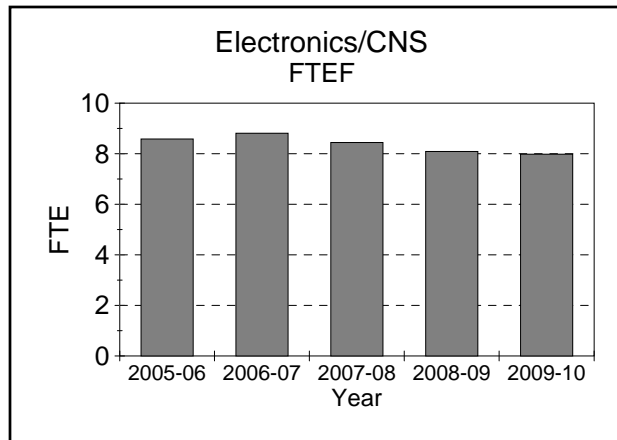
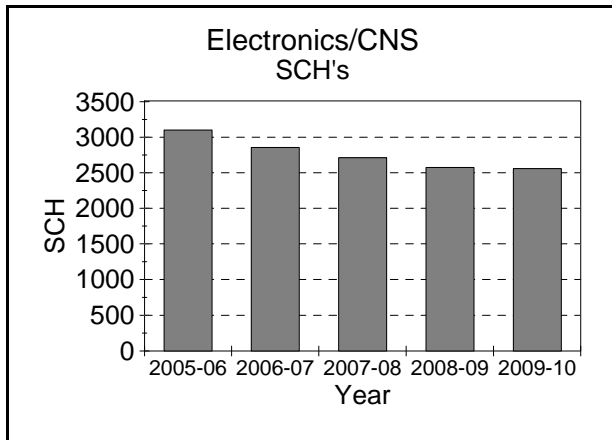
Caution: When viewing graphs, please note the differences in scales
Source: Office of Institutional Research, g:\...fload\0910\prde3g.rsl

Ferris State University

Student Credit Hours (SCH), Full Time Equated Faculty (FTEF) and SCH/FTEF Aggregated by Department

Fall and Spring Terms Combined

Electronics/CNS (College of Engineering Technology)



<u>Year</u>	<u>SCH</u>	<u>FTEF</u>	<u>SCH/FTEF</u>
2005-06	3,093.00	8.58	360.65
2006-07	2,848.00	8.81	323.38
2007-08	2,705.00	8.44	320.47
2008-09	2,569.00	8.09	317.55
2009-10	2,553.00	7.98	319.92

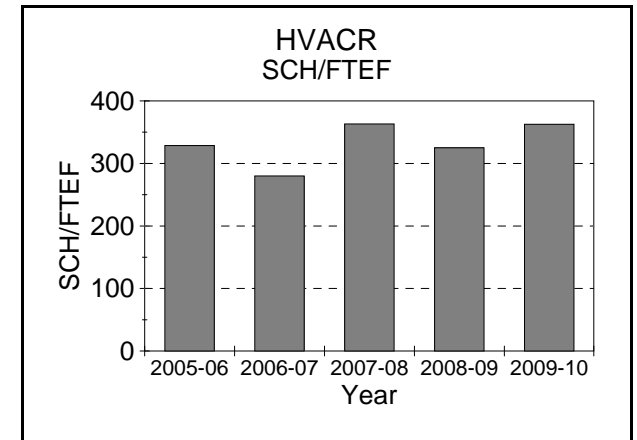
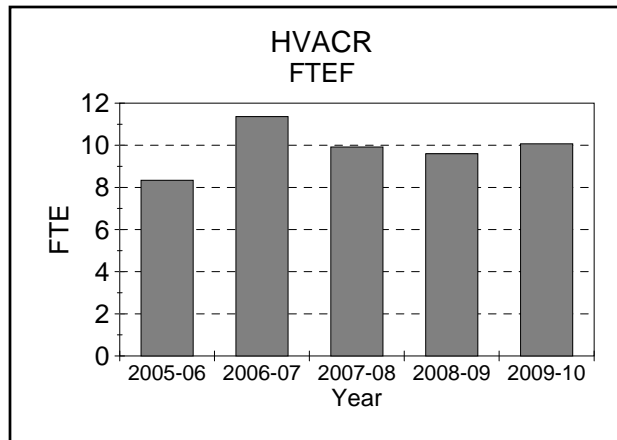
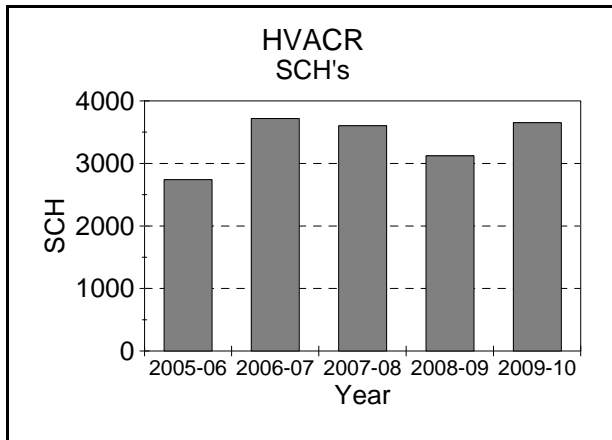
Caution: When viewing graphs, please note the differences in scales
Source: Office of Institutional Research, g:\...facload\0910\prtte4g.rsl

Ferris State University

Student Credit Hours (SCH), Full Time Equated Faculty (FTEF) and SCH/FTEF Aggregated by Department

Fall and Spring Terms Combined

HVACR (College of Engineering Technology)



<u>Year</u>	<u>SCH</u>	<u>FTEF</u>	<u>SCH/FTEF</u>
2005-06	2,742.00	8.34	328.65
2006-07	3,719.00	11.36	279.96
2007-08	3,604.00	9.92	363.18
2008-09	3,121.00	9.60	325.10
2009-10	3,652.00	10.07	362.68

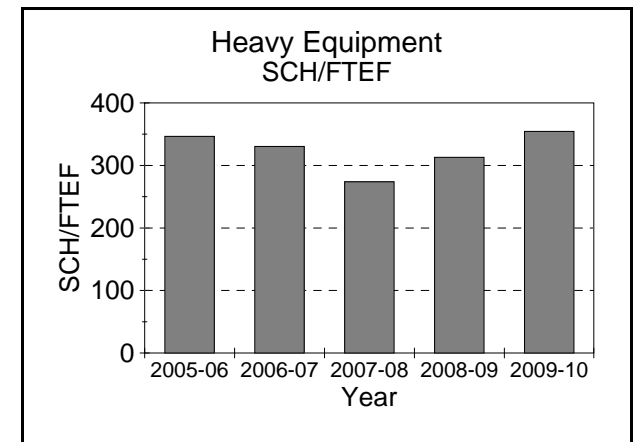
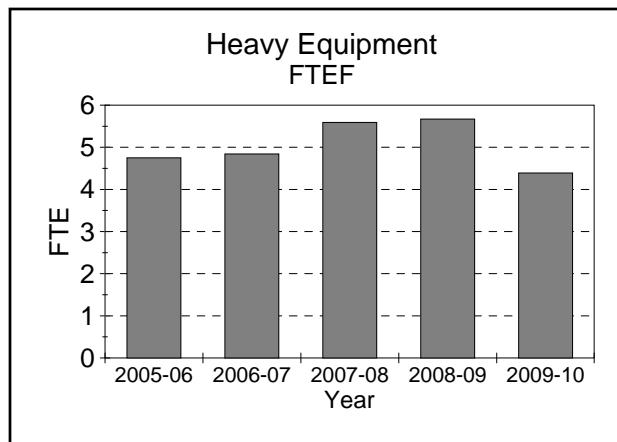
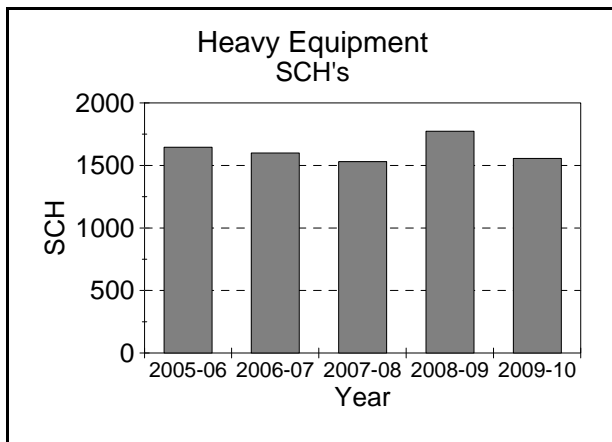
Caution: When viewing graphs, please note the differences in scales
Source: Office of Institutional Research, g:\...fload\0910\prdt5g.rsl

Ferris State University

Student Credit Hours (SCH), Full Time Equated Faculty (FTEF) and SCH/FTEF Aggregated by Department

Fall and Spring Terms Combined

Heavy Equipment (College of Engineering Technology)



<u>Year</u>	<u>SCH</u>	<u>FTEF</u>	<u>SCH/FTEF</u>
2005-06	1,646.00	4.75	346.53
2006-07	1,599.00	4.84	330.37
2007-08	1,531.00	5.59	273.88
2008-09	1,774.00	5.67	312.87
2009-10	1,556.00	4.39	354.42

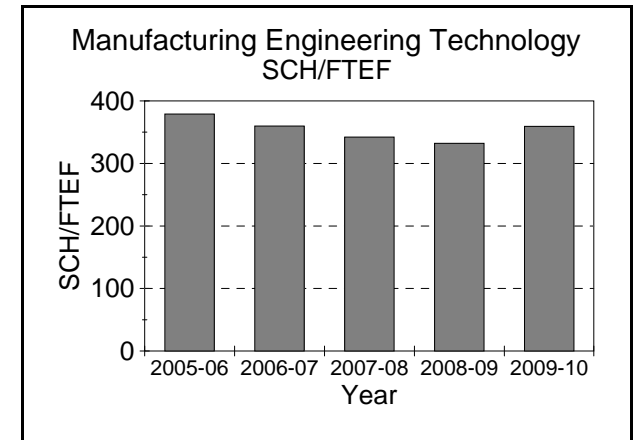
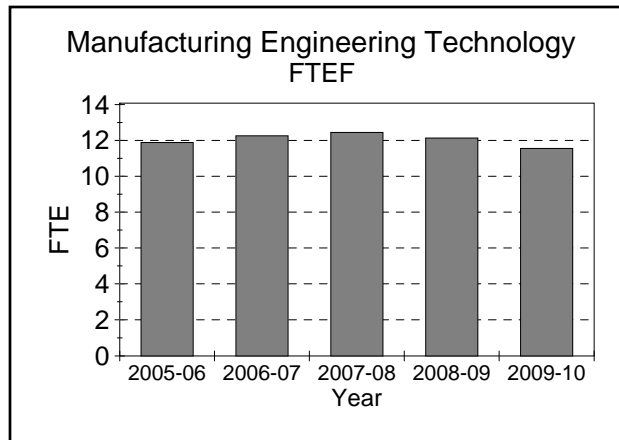
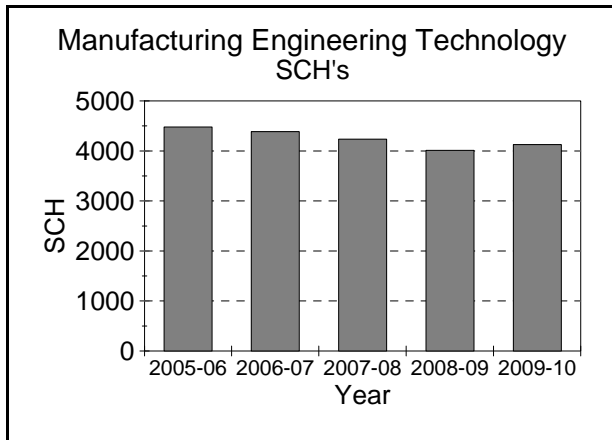
Caution: When viewing graphs, please note the differences in scales
Source: Office of Institutional Research, g:\...fload\0910\prdt6g.rsl

Ferris State University

Student Credit Hours (SCH), Full Time Equated Faculty (FTEF) and SCH/FTEF Aggregated by Department

Fall and Spring Terms Combined

Manufacturing Engineering Technology (College of Engineering Technology)



<u>Year</u>	<u>SCH</u>	<u>FTEF</u>	<u>SCH/FTEF</u>
2005-06	4,480.00	11.82	379.10
2006-07	4,385.00	12.19	359.74
2007-08	4,234.00	12.38	342.11
2008-09	4,010.00	12.07	332.23
2009-10	4,128.00	11.49	359.22

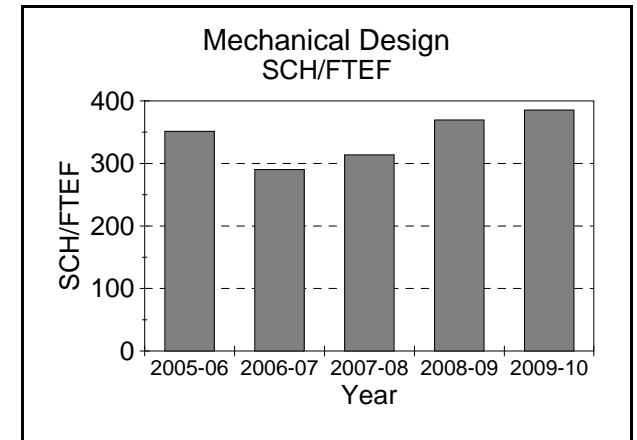
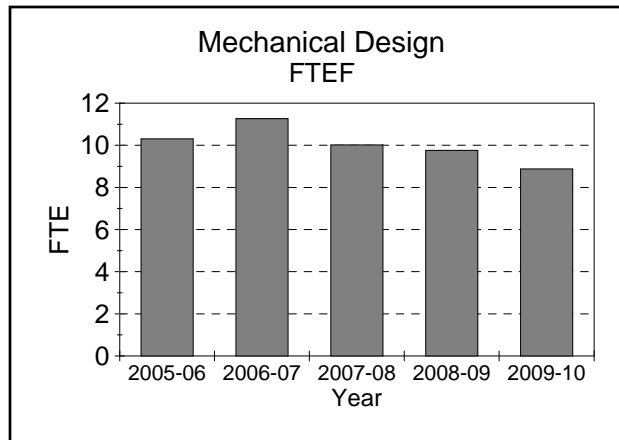
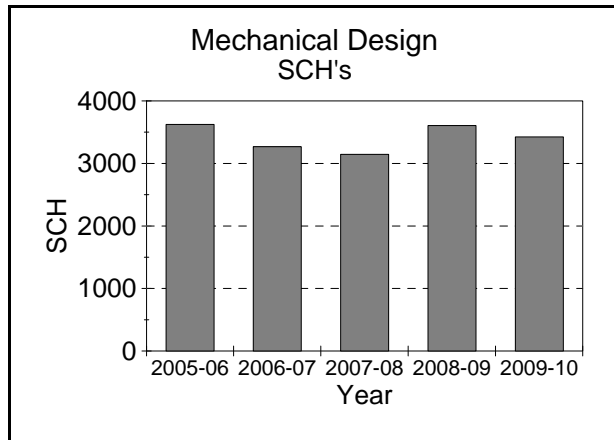
Caution: When viewing graphs, please note the differences in scales
Source: Office of Institutional Research, g:\...fload\0910\prdt7g.rsl

Ferris State University

Student Credit Hours (SCH), Full Time Equated Faculty (FTEF) and SCH/FTEF Aggregated by Department

Fall and Spring Terms Combined

Mechanical Design (College of Engineering Technology)



<u>Year</u>	<u>SCH</u>	<u>FTEF</u>	<u>SCH/FTEF</u>
2005-06	3,623.00	10.31	351.36
2006-07	3,268.00	11.26	290.25
2007-08	3,144.00	10.02	313.85
2008-09	3,606.00	9.76	369.66
2009-10	3,423.00	8.88	385.30

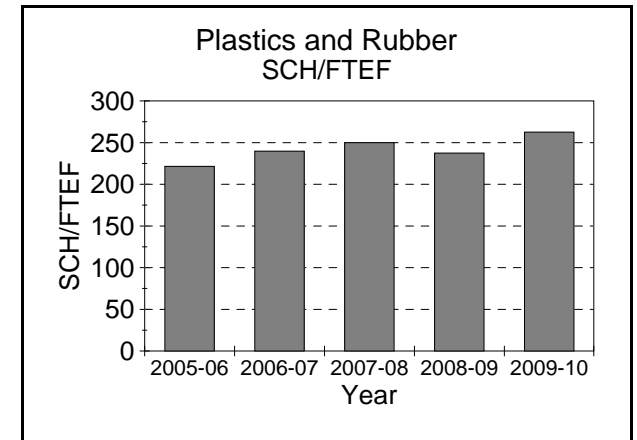
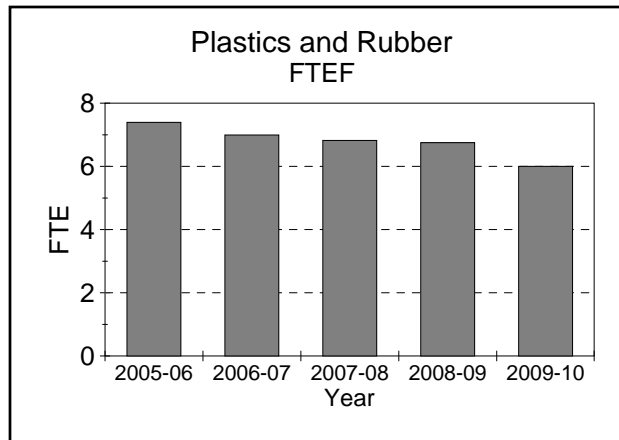
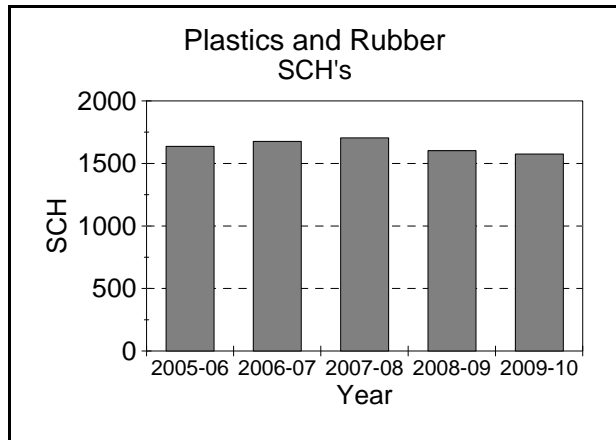
Caution: When viewing graphs, please note the differences in scales
Source: Office of Institutional Research, g:\...fload\0910\prcte8g.rsl

Ferris State University

Student Credit Hours (SCH), Full Time Equated Faculty (FTEF) and SCH/FTEF Aggregated by Department

Fall and Spring Terms Combined

Plastics and Rubber (College of Engineering Technology)



<u>Year</u>	<u>SCH</u>	<u>FTEF</u>	<u>SCH/FTEF</u>
2005-06	1,637.00	7.39	221.42
2006-07	1,676.00	6.99	239.68
2007-08	1,704.00	6.82	249.98
2008-09	1,602.00	6.75	237.51
2009-10	1,575.00	6.00	262.58

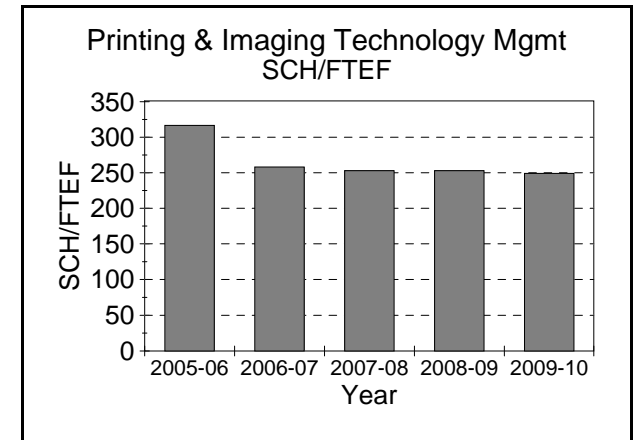
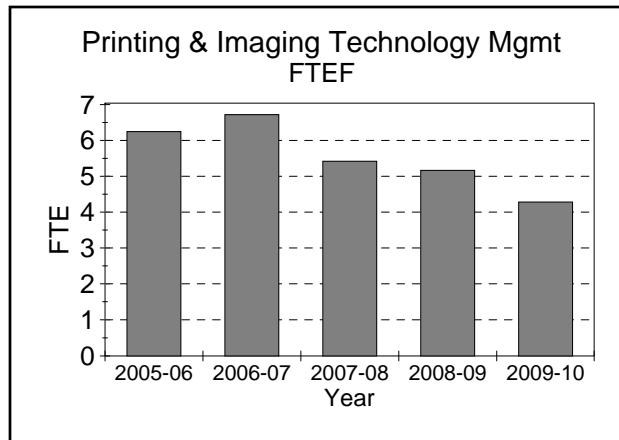
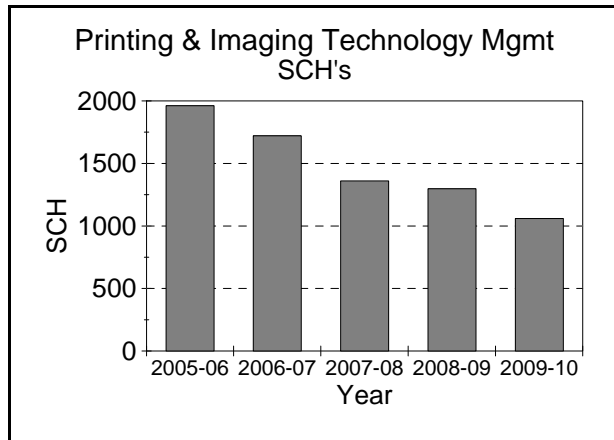
Caution: When viewing graphs, please note the differences in scales
Source: Office of Institutional Research, g:\...fload\0910\prdt9g.rsl

Ferris State University

Student Credit Hours (SCH), Full Time Equated Faculty (FTEF) and SCH/FTEF Aggregated by Department

Fall and Spring Terms Combined

Printing & Imaging Technology Mgmt (College of Engineering Technology)



<u>Year</u>	<u>SCH</u>	<u>FTEF</u>	<u>SCH/FTEF</u>
2005-06	1,961.00	6.21	315.78
2006-07	1,721.00	6.68	257.44
2007-08	1,360.00	5.39	252.37
2008-09	1,297.00	5.14	252.33
2009-10	1,059.00	4.26	248.48

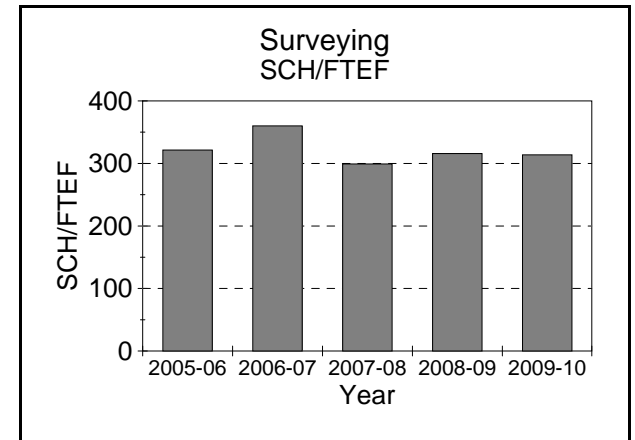
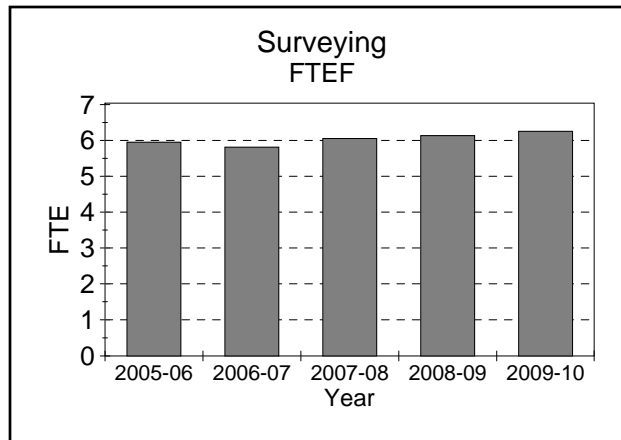
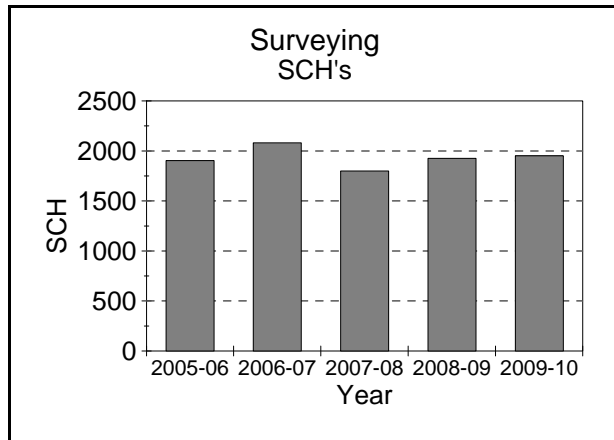
Caution: When viewing graphs, please note the differences in scales
Source: Office of Institutional Research, g:\...\facload\0910\prdte10g.rsl

Ferris State University

Student Credit Hours (SCH), Full Time Equated Faculty (FTEF) and SCH/FTEF Aggregated by Department

Fall and Spring Terms Combined

Surveying (College of Engineering Technology)



<u>Year</u>	<u>SCH</u>	<u>FTEF</u>	<u>SCH/FTEF</u>
2005-06	1,904.00	5.92	321.43
2006-07	2,081.00	5.78	360.02
2007-08	1,799.00	6.02	299.07
2008-09	1,925.00	6.10	315.83
2009-10	1,952.00	6.22	313.80

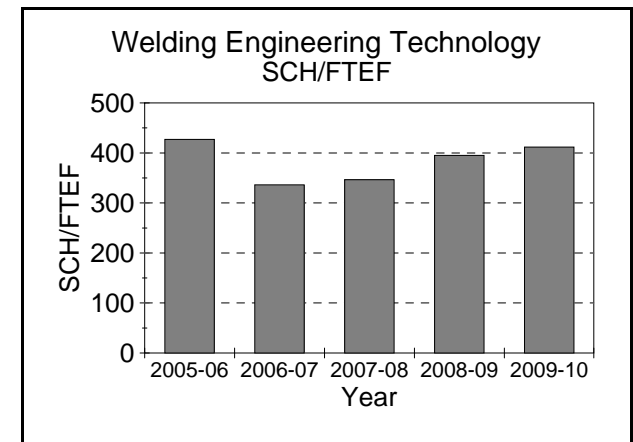
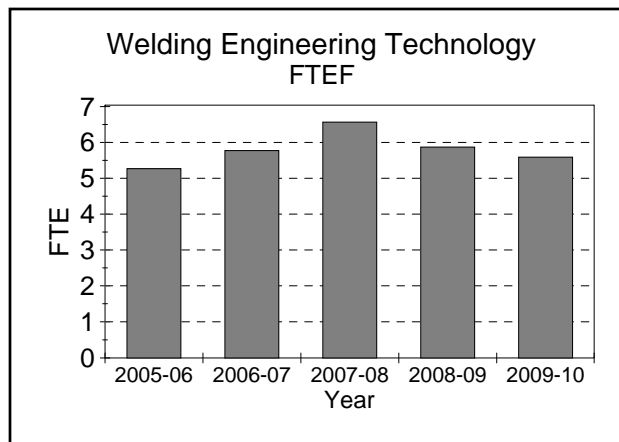
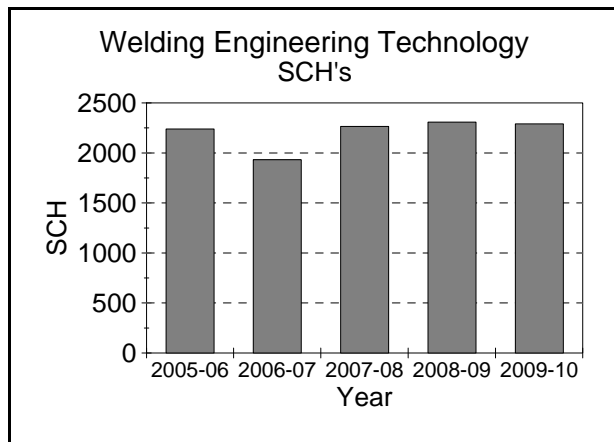
Caution: When viewing graphs, please note the differences in scales
Source: Office of Institutional Research, g:\...\facload\0910\prdte11g.rsl

Ferris State University

Student Credit Hours (SCH), Full Time Equated Faculty (FTEF) and SCH/FTEF Aggregated by Department

Fall and Spring Terms Combined

Welding Engineering Technology (College of Engineering Technology)



<u>Year</u>	<u>SCH</u>	<u>FTEF</u>	<u>SCH/FTEF</u>
2005-06	2,240.00	5.24	427.11
2006-07	1,932.00	5.74	336.29
2007-08	2,265.00	6.53	346.60
2008-09	2,308.00	5.84	395.21
2009-10	2,291.00	5.56	411.68

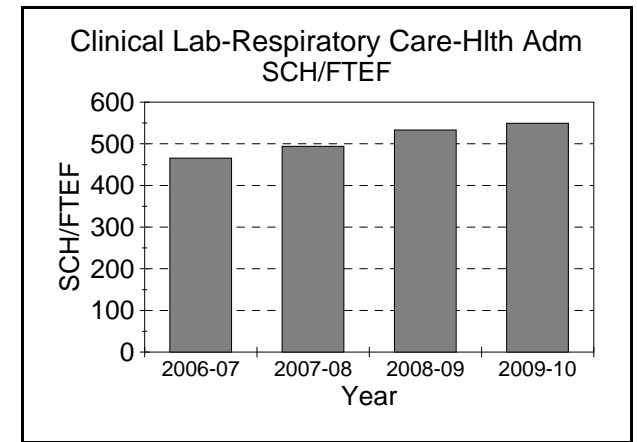
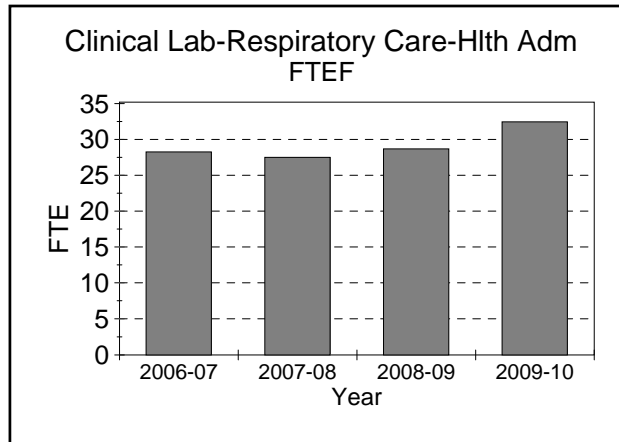
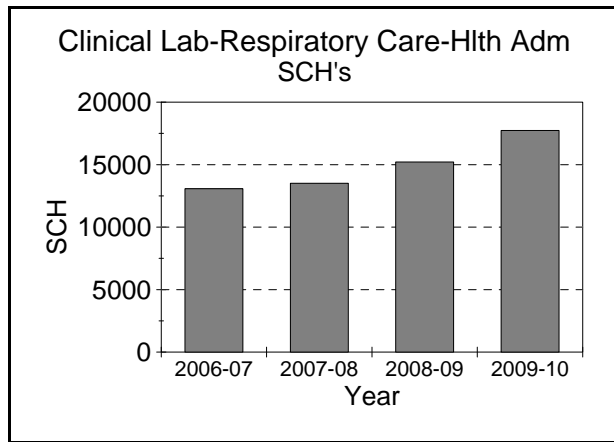
Caution: When viewing graphs, please note the differences in scales
Source: Office of Institutional Research, g:\...\facload\0910\prdte12g.rsl

Ferris State University

Student Credit Hours (SCH), Full Time Equated Faculty (FTEF) and SCH/FTEF Aggregated by Department

Fall and Spring Terms Combined

Clinical Lab - Respiratory Care - Health Administration (College of Allied Health Sciences)



<u>Year</u>	<u>SCH</u>	<u>FTEF</u>	<u>SCH/FTEF</u>
2006-07	13,078.00	28.10	465.40
2007-08	13,514.00	27.36	493.98
2008-09	15,217.00	28.54	533.20
2009-10	17,731.00	32.28	549.20

Caution: When viewing graphs, please note the differences in scales

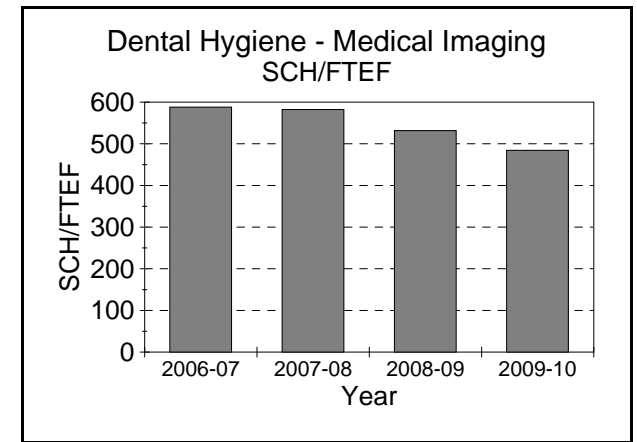
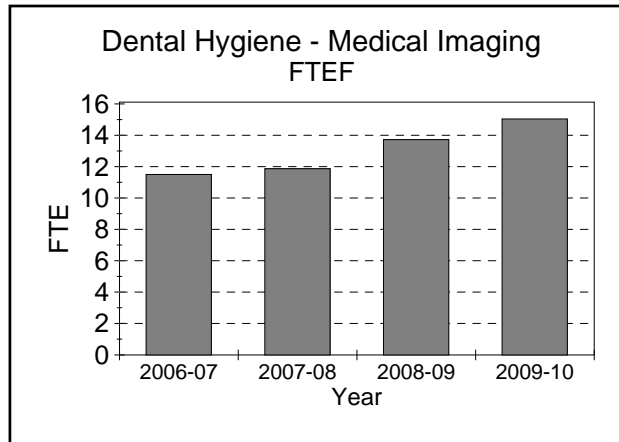
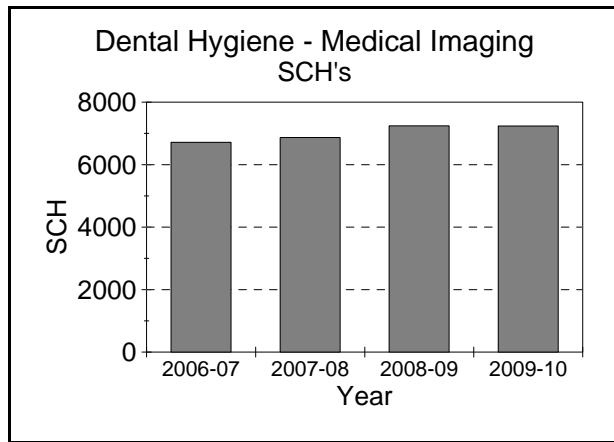
Source: Office of Institutional Research, g:\...\facload\0910\prdah1g.rsl

Ferris State University

Student Credit Hours (SCH), Full Time Equated Faculty (FTEF) and SCH/FTEF Aggregated by Department

Fall and Spring Terms Combined

Dental Hygiene - Medical Imaging (College of Allied Health Sciences)



<u>Year</u>	<u>SCH</u>	<u>FTEF</u>	<u>SCH/FTEF</u>
2006-07	6,717.00	11.42	588.12
2007-08	6,867.00	11.79	582.27
2008-09	7,244.00	13.63	531.59
2009-10	7,235.00	14.94	484.19

Caution: When viewing graphs, please note the differences in scales

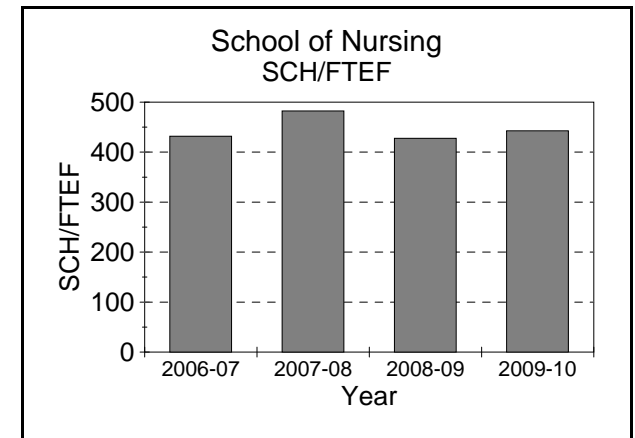
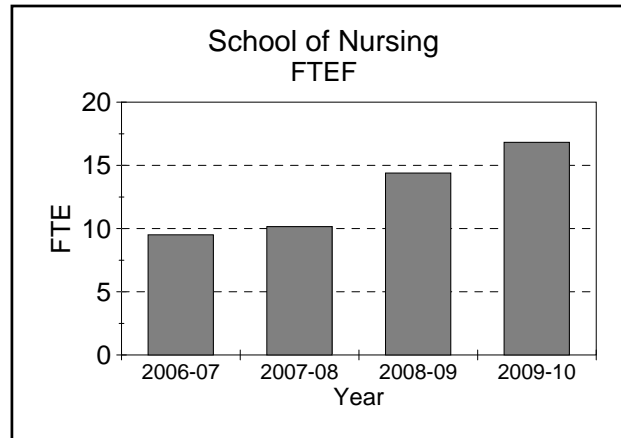
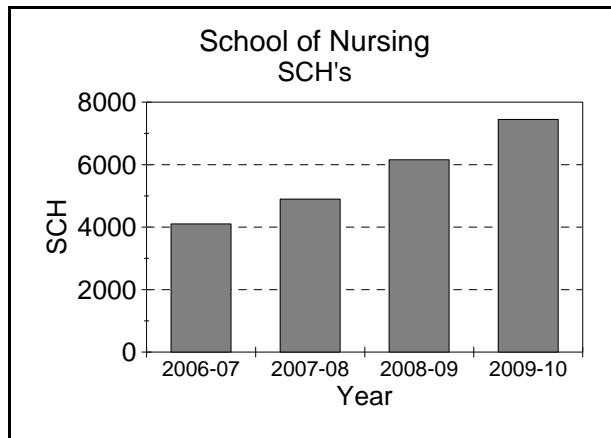
Source: Office of Institutional Research, g:\...\facload\0910\prdah2g.rsl

Ferris State University

Student Credit Hours (SCH), Full Time Equated Faculty (FTEF) and SCH/FTEF Aggregated by Department

Fall and Spring Terms Combined

School of Nursing (College of Allied Health Sciences)



<u>Year</u>	<u>SCH</u>	<u>FTEF</u>	<u>SCH/FTEF</u>
2006-07	4,100.00	9.50	431.71
2007-08	4,895.00	10.15	482.24
2008-09	6,158.00	14.39	427.81
2009-10	7,448.00	16.82	442.79

Caution: When viewing graphs, please note the differences in scales

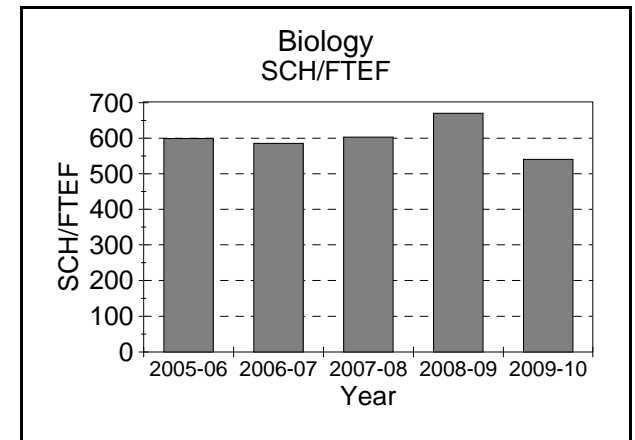
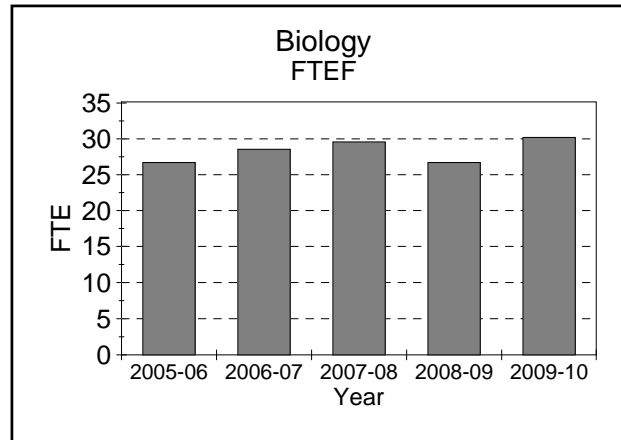
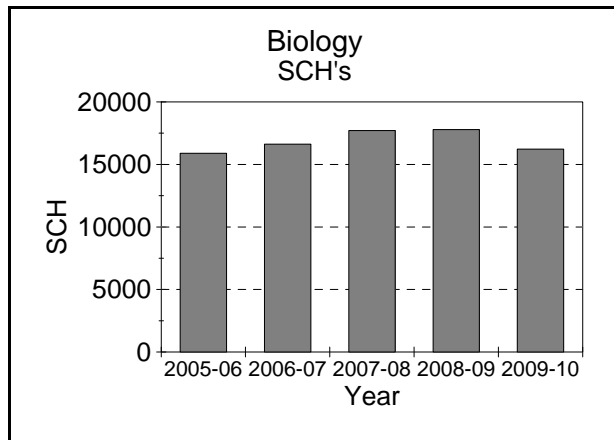
Source: Office of Institutional Research, g:\...\facload\0910\prdah6g.rsl

Ferris State University

Student Credit Hours (SCH), Full Time Equated Faculty (FTEF) and SCH/FTEF Aggregated by Department

Fall and Spring Terms Combined

Biology (College of Arts & Sciences)



<u>Year</u>	<u>SCH</u>	<u>FTEF</u>	<u>SCH/FTEF</u>
2005-06	15,898.00	26.62	597.23
2006-07	16,617.00	28.45	584.14
2007-08	17,715.00	29.46	601.31
2008-09	17,784.00	26.62	668.12
2009-10	16,225.00	30.08	539.40

Caution: When viewing graphs, please note the differences in scales

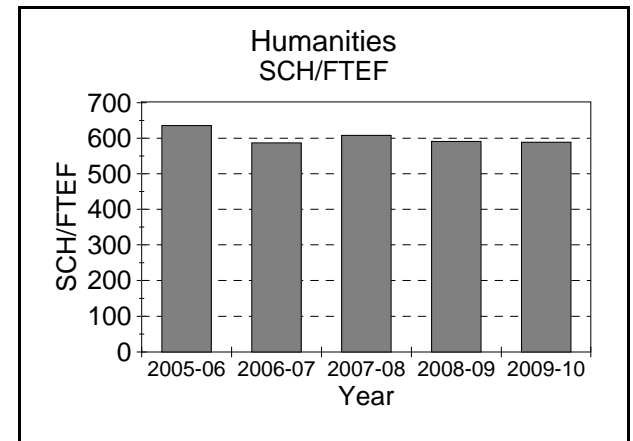
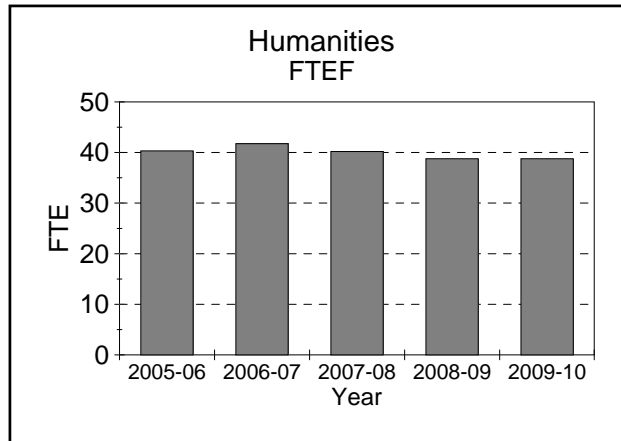
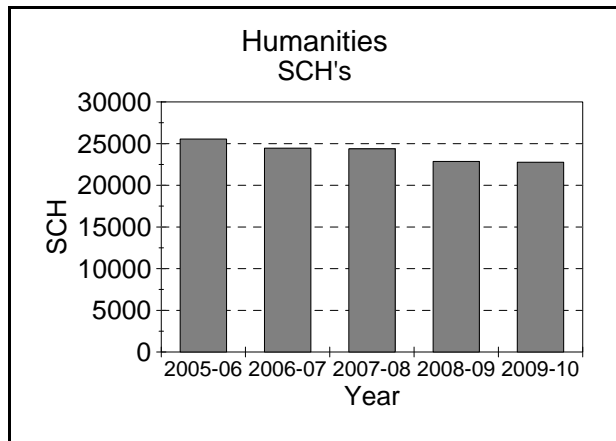
Source: Office of Institutional Research, g:\...\facload\0910\prdas1g.rsl

Ferris State University

Student Credit Hours (SCH), Full Time Equated Faculty (FTEF) and SCH/FTEF Aggregated by Department

Fall and Spring Terms Combined

Humanities (College of Arts & Sciences)



<u>Year</u>	<u>SCH</u>	<u>FTEF</u>	<u>SCH/FTEF</u>
2005-06	25,556.00	40.32	633.84
2006-07	24,448.00	41.76	585.42
2007-08	24,379.00	40.21	606.35
2008-09	22,861.00	38.78	589.44
2009-10	22,761.00	38.78	586.95

Caution: When viewing graphs, please note the differences in scales

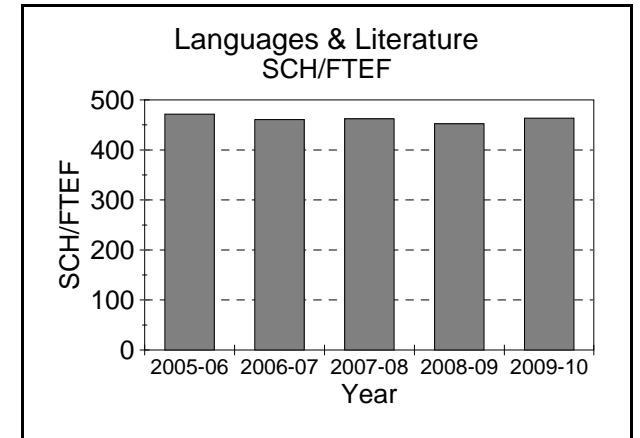
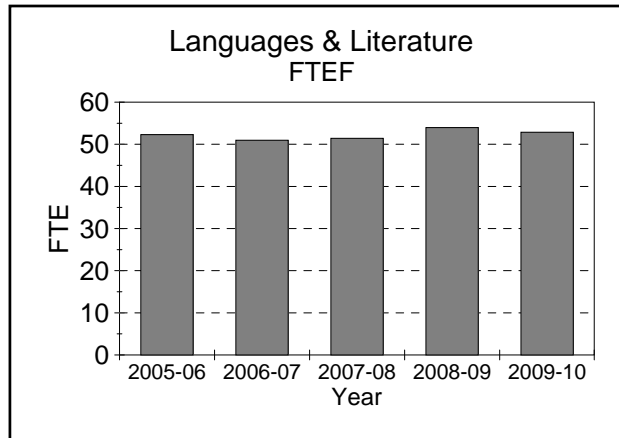
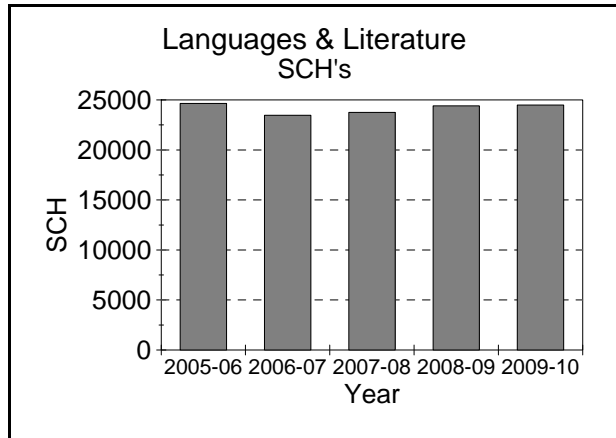
Source: Office of Institutional Research, g:\...\facload\0910\prdas2g.rsl

Ferris State University

Student Credit Hours (SCH), Full Time Equated Faculty (FTEF) and SCH/FTEF Aggregated by Department

Fall and Spring Terms Combined

Languages & Literature (College of Arts & Sciences)



<u>Year</u>	<u>SCH</u>	<u>FTEF</u>	<u>SCH/FTEF</u>
2005-06	24,656.00	52.28	471.65
2006-07	23,472.00	50.95	460.67
2007-08	23,757.00	51.41	462.10
2008-09	24,408.00	53.97	452.27
2009-10	24,494.00	52.85	463.46

Caution: When viewing graphs, please note the differences in scales

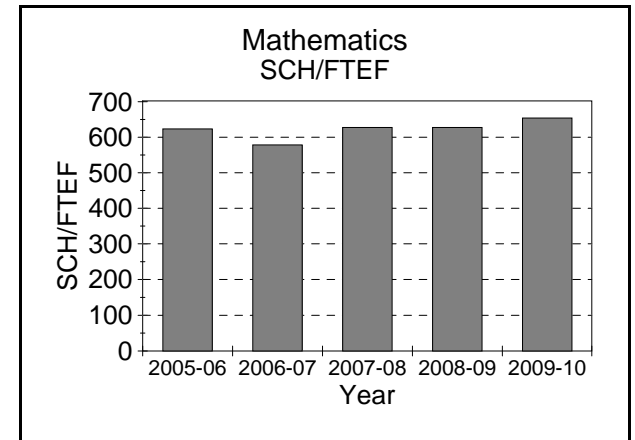
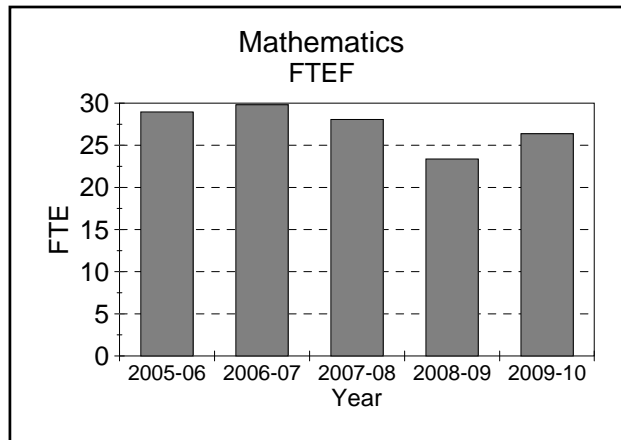
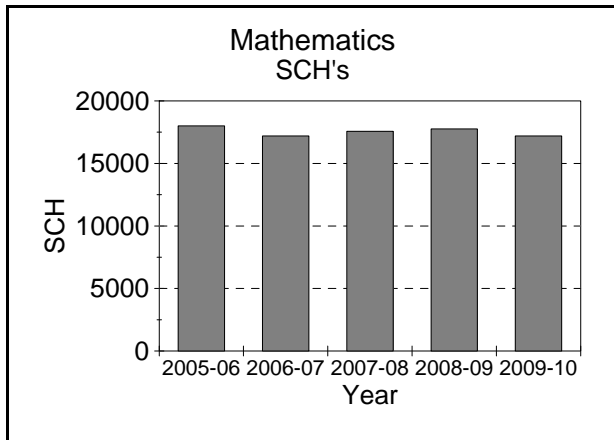
Source: Office of Institutional Research, g:\...\facload\0910\prdas3g.rsl

Ferris State University

Student Credit Hours (SCH), Full Time Equated Faculty (FTEF) and SCH/FTEF Aggregated by Department

Fall and Spring Terms Combined

Mathematics (College of Arts & Sciences)



<u>Year</u>	<u>SCH</u>	<u>FTEF</u>	<u>SCH/FTEF</u>
2005-06	17,999.00	28.95	621.62
2006-07	17,200.00	29.81	577.05
2007-08	17,563.00	28.07	625.78
2008-09	17,759.00	23.38	625.82
2009-10	17,202.00	26.38	652.16

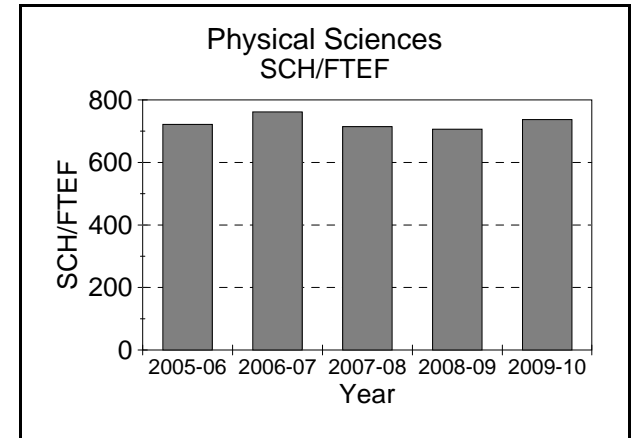
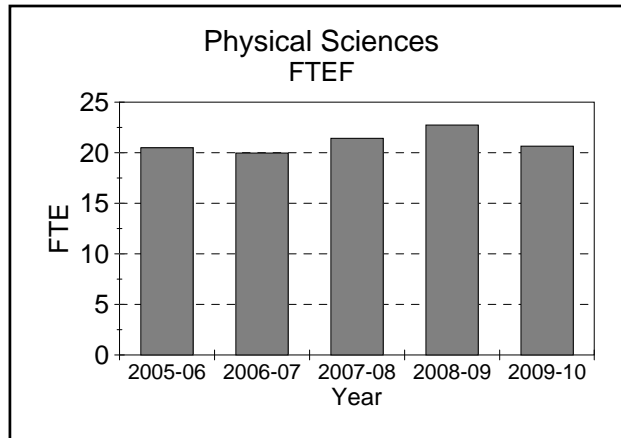
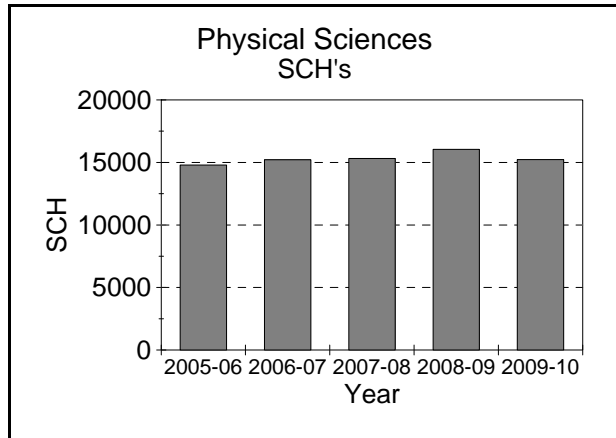
Caution: When viewing graphs, please note the differences in scales
Source: Office of Institutional Research, g:\...\facload\0910\prdas4g.rsl

Ferris State University

Student Credit Hours (SCH), Full Time Equated Faculty (FTEF) and SCH/FTEF Aggregated by Department

Fall and Spring Terms Combined

Physical Sciences (College of Arts & Sciences)



<u>Year</u>	<u>SCH</u>	<u>FTEF</u>	<u>SCH/FTEF</u>
2005-06	14,786.00	20.49	721.62
2006-07	15,213.00	19.97	761.72
2007-08	15,318.00	21.43	714.65
2008-09	16,052.00	22.73	706.18
2009-10	15,221.00	20.65	736.94

Caution: When viewing graphs, please note the differences in scales

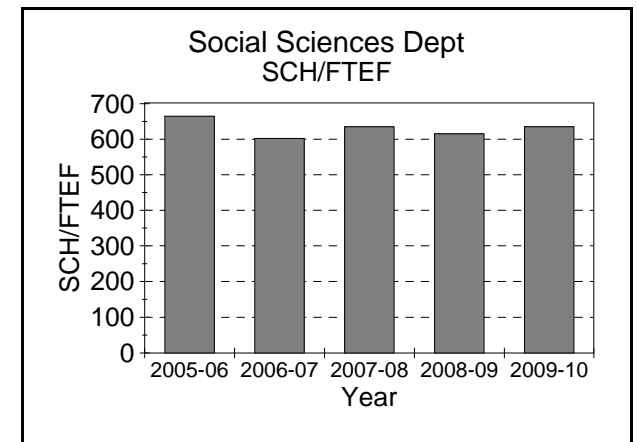
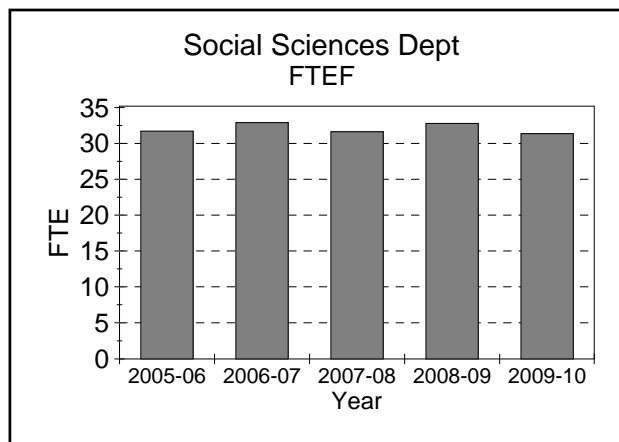
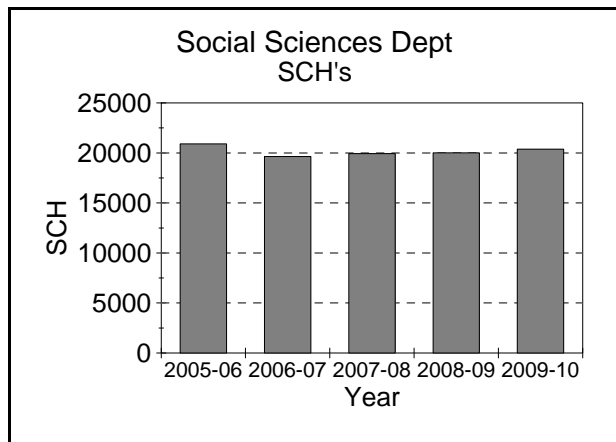
Source: Office of Institutional Research, g:\...\facload\0910\prdas5g.rsl

Ferris State University

Student Credit Hours (SCH), Full Time Equated Faculty (FTEF) and SCH/FTEF Aggregated by Department

Fall and Spring Terms Combined

Social Sciences Dept (College of Arts & Sciences)



<u>Year</u>	<u>SCH</u>	<u>FTEF</u>	<u>SCH/FTEF</u>
2005-06	20,905.00	31.54	662.85
2006-07	19,647.00	32.72	600.54
2007-08	19,930.00	31.46	633.46
2008-09	20,008.00	32.61	613.58
2009-10	20,370.00	31.19	633.08

Caution: When viewing graphs, please note the differences in scales

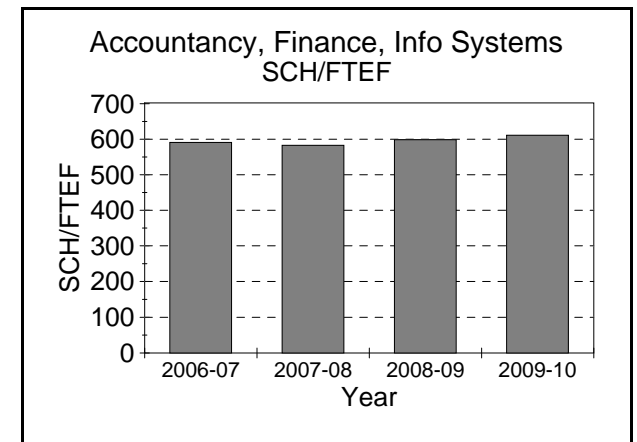
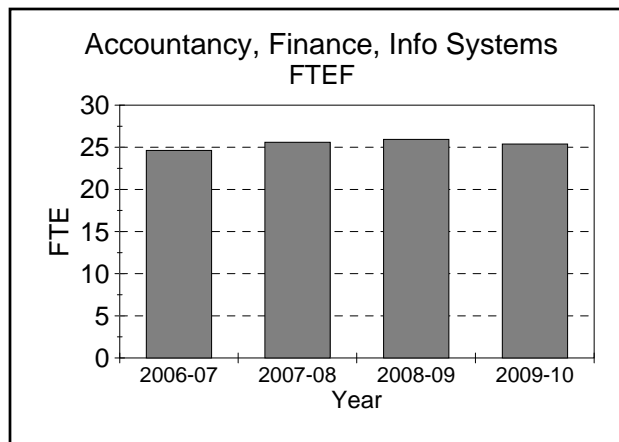
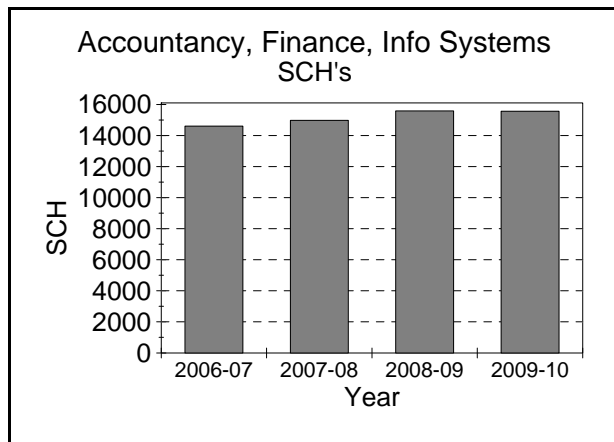
Source: Office of Institutional Research, g:\...\facload\0910\prdas6g.rsl

Ferris State University

Student Credit Hours (SCH), Full Time Equated Faculty (FTEF) and SCH/FTEF Aggregated by Department

Fall and Spring Terms Combined

Accountancy, Finance, Info Systems (College of Business)



<u>Year</u>	<u>SCH</u>	<u>FTEF</u>	<u>SCH/FTEF</u>
2006-07	14,519.00	24.63	589.42
2007-08	14,886.00	25.60	581.43
2008-09	15,486.00	25.94	596.94
2009-10	15,470.00	25.38	609.63

Caution: When viewing graphs, please note the differences in scales

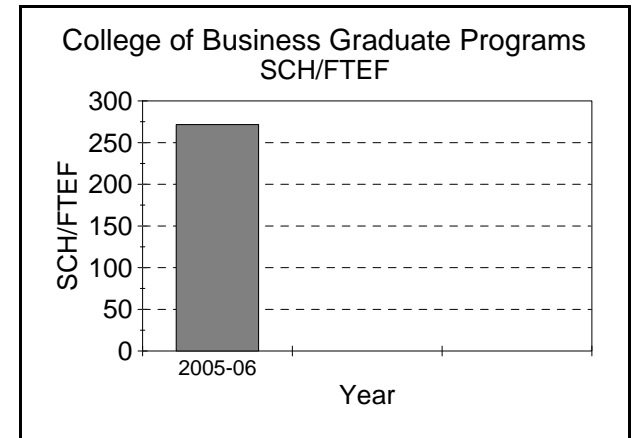
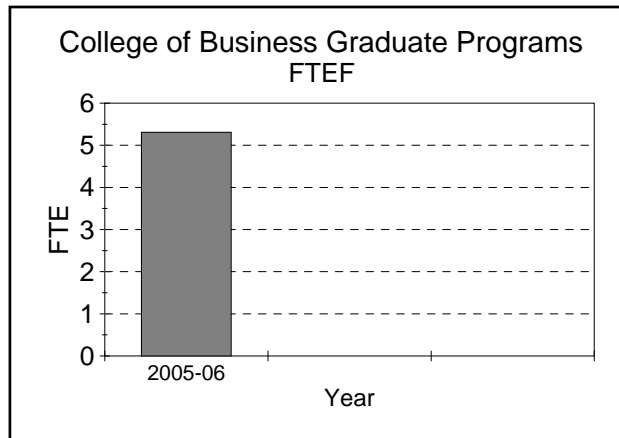
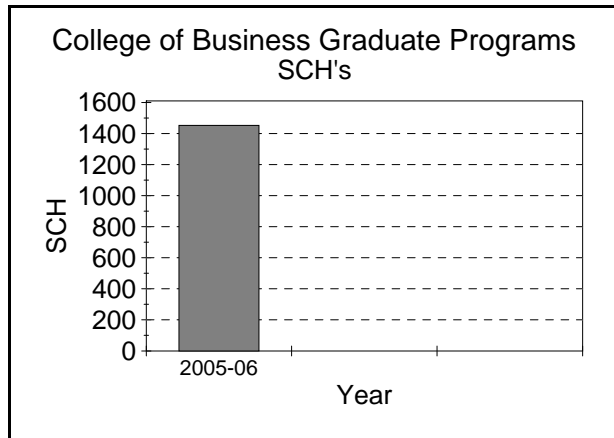
Source: Office of Institutional Research, g:\...\facload\0910\prdfs1g.rsl

Ferris State University

Student Credit Hours (SCH), Full Time Equated Faculty (FTEF) and SCH/FTEF Aggregated by Department

Fall and Spring Terms Combined

College of Business Graduate Programs (College of Business)



<u>Year</u>	<u>SCH</u>	<u>FTEF</u>	<u>SCH/FTEF</u>
2005-06	1,443.00	5.31	271.58

<< After 2005-06 see **Accountancy, Finance, Info Systems** >>

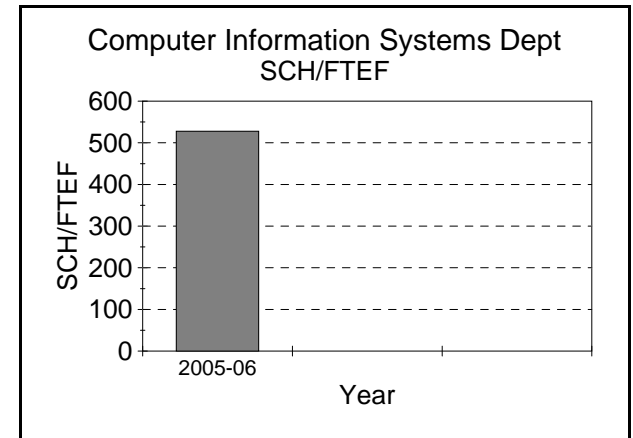
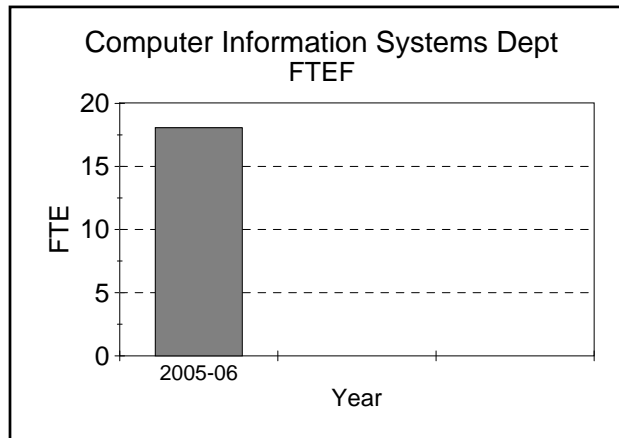
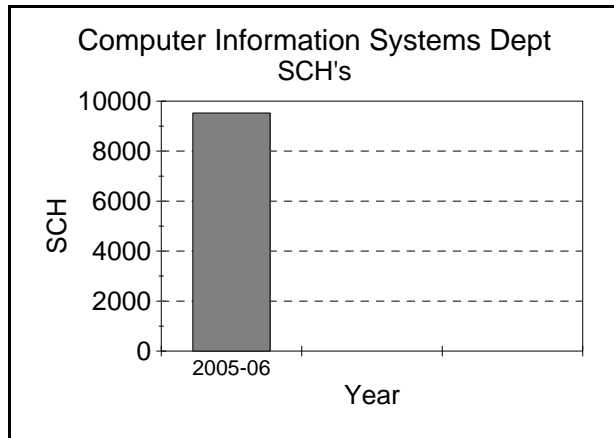
Caution: When viewing graphs, please note the differences in scales
Source: Office of Institutional Research, g:\...\facload\0910\prpbs2g.rsl

Ferris State University

Student Credit Hours (SCH), Full Time Equated Faculty (FTEF) and SCH/FTEF Aggregated by Department

Fall and Spring Terms Combined

Computer Information Systems Dept (College of Business)



<u>Year</u>	<u>SCH</u>	<u>FTEF</u>	<u>SCH/FTEF</u>
2005-06	9,525.00	18.04	527.94

<< After 2005-06 see **Accountancy, Finance, Info Systems**>>

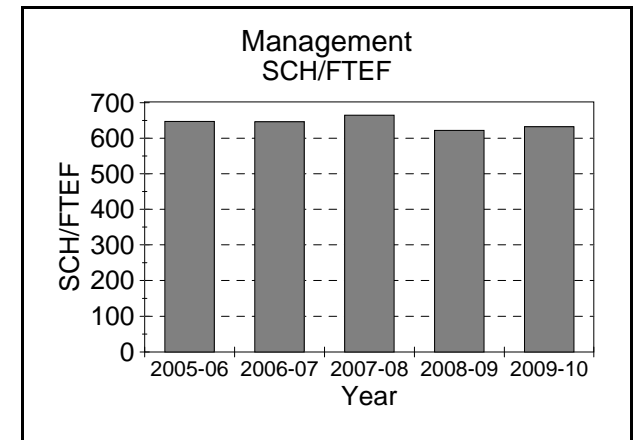
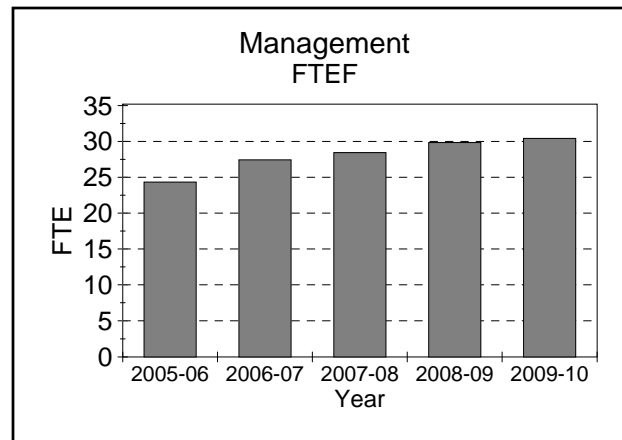
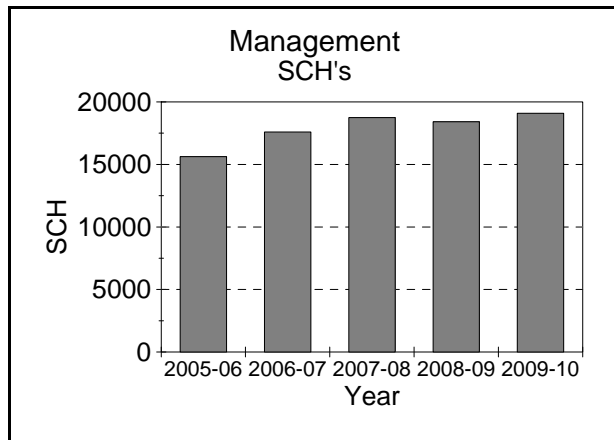
Caution: When viewing graphs, please note the differences in scales
Source: Office of Institutional Research, g:\...\facload\0910\prdbs3g.rsl

Ferris State University

Student Credit Hours (SCH), Full Time Equated Faculty (FTEF) and SCH/FTEF Aggregated by Department

Fall and Spring Terms Combined

Management (College of Business)



<u>Year</u>	<u>SCH</u>	<u>FTEF</u>	<u>SCH/FTEF</u>
2005-06	15,624.00	24.21	645.35
2006-07	17,595.00	27.29	644.66
2007-08	18,746.00	28.28	662.81
2008-09	18,411.00	29.68	620.40
2009-10	19,094.00	30.27	630.79

Caution: When viewing graphs, please note the differences in scales

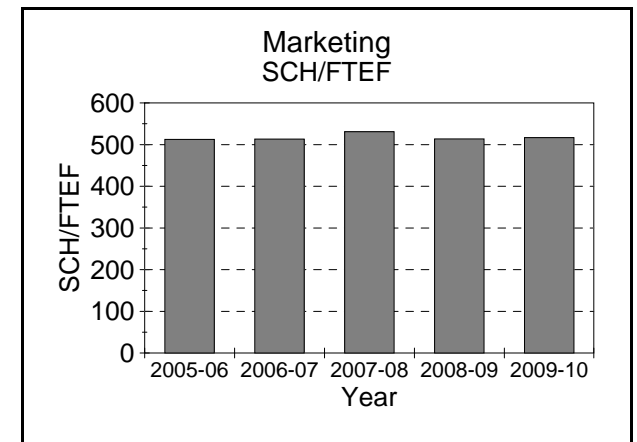
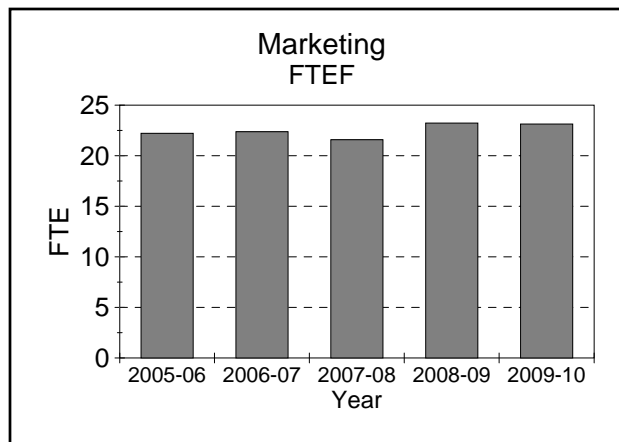
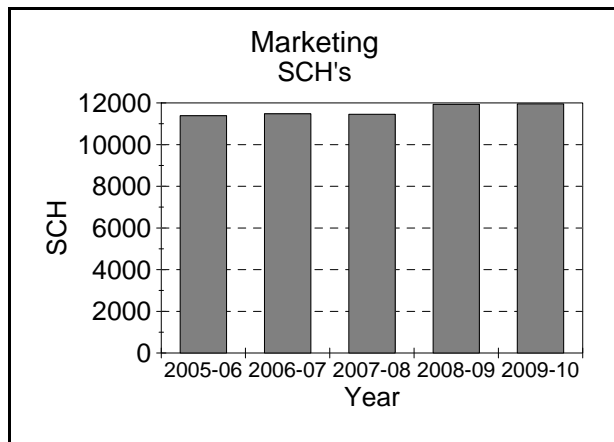
Source: Office of Institutional Research, g:\...\facload\0910\prpbs5g.rsl

Ferris State University

Student Credit Hours (SCH), Full Time Equated Faculty (FTEF) and SCH/FTEF Aggregated by Department

Fall and Spring Terms Combined

Marketing (College of Business)



<u>Year</u>	<u>SCH</u>	<u>FTEF</u>	<u>SCH/FTEF</u>
2005-06	11,382.00	22.21	512.54
2006-07	11,481.00	22.37	513.23
2007-08	11,458.00	21.59	530.72
2008-09	11,931.00	23.22	513.71
2009-10	11,955.00	23.13	516.86

Caution: When viewing graphs, please note the differences in scales

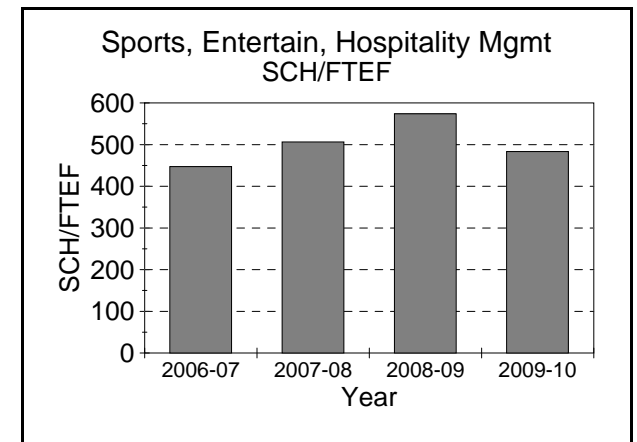
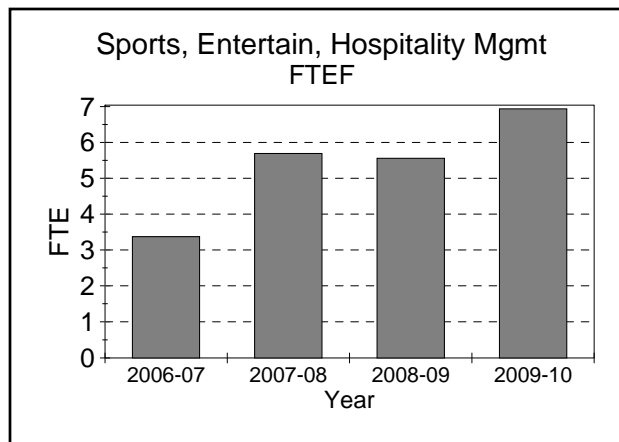
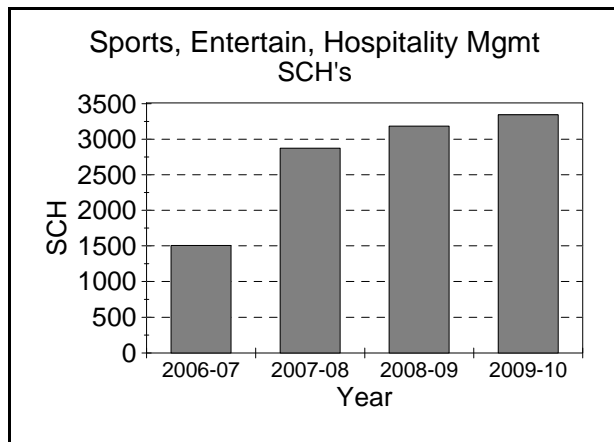
Source: Office of Institutional Research, g:\...\facload\0910\prpbs4g.rsl

Ferris State University

Student Credit Hours (SCH), Full Time Equated Faculty (FTEF) and SCH/FTEF Aggregated by Department

Fall and Spring Terms Combined

Sports, Entertainment, Hospitality Management (College of Business)



<u>Year</u>	<u>SCH</u>	<u>FTEF</u>	<u>SCH/FTEF</u>
2006-07	1,505.00	3.36	447.40
2007-08	2,866.00	5.66	506.36
2008-09	3,175.00	5.53	574.04
2009-10	3,334.00	6.90	483.11

Caution: When viewing graphs, please note the differences in scales

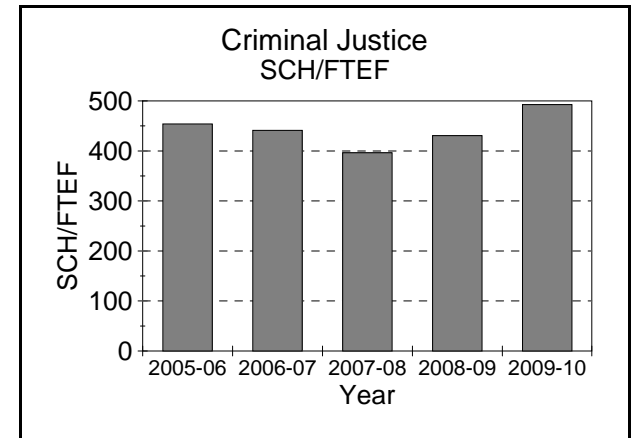
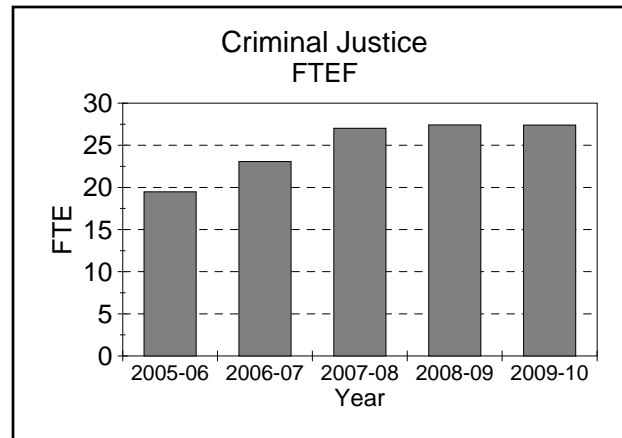
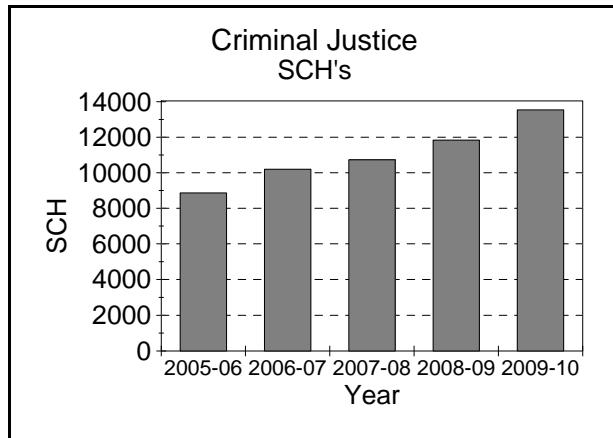
Source: Office of Institutional Research, g:\...\facload\0910\prpbs6g.rsl

Ferris State University

Student Credit Hours (SCH), Full Time Equated Faculty (FTEF) and SCH/FTEF Aggregated by Department

Fall and Spring Terms Combined

Criminal Justice (College of Education & Human Services)



<u>Year</u>	<u>SCH</u>	<u>FTEF</u>	<u>SCH/FTEF</u>
2005-06	8,846.00	19.49	453.87
2006-07	10,176.00	23.07	441.03
2007-08	10,705.00	27.02	396.20
2008-09	11,802.00	27.41	430.63
2009-10	13,502.00	27.40	492.77

Caution: When viewing graphs, please note the differences in scales

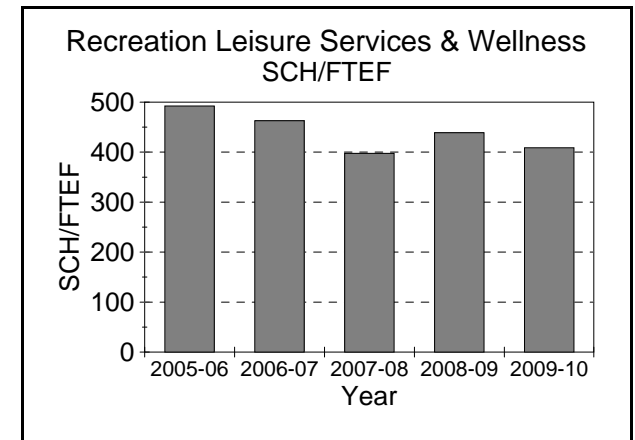
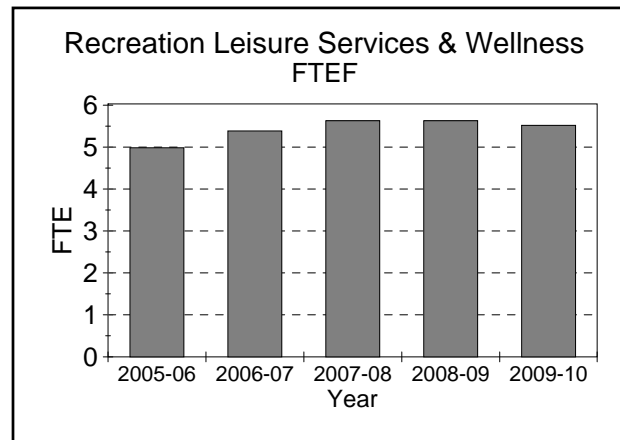
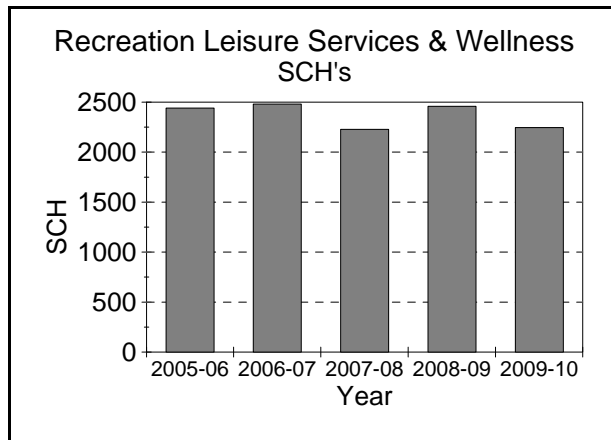
Source: Office of Institutional Research, g:\...fload\0910\prded1g.rsl

Ferris State University

Student Credit Hours (SCH), Full Time Equated Faculty (FTEF) and SCH/FTEF Aggregated by Department

Fall and Spring Terms Combined

Recreation Leisure Services & Wellness (College of Education & Human Services)



<u>Year</u>	<u>SCH</u>	<u>FTEF</u>	<u>SCH/FTEF</u>
2005-06	2,441.00	4.96	492.30
2006-07	2,481.00	5.36	462.78
2007-08	2,228.00	5.60	397.72
2008-09	2,459.00	5.60	438.96
2009-10	2,245.00	5.49	408.80

Caution: When viewing graphs, please note the differences in scales

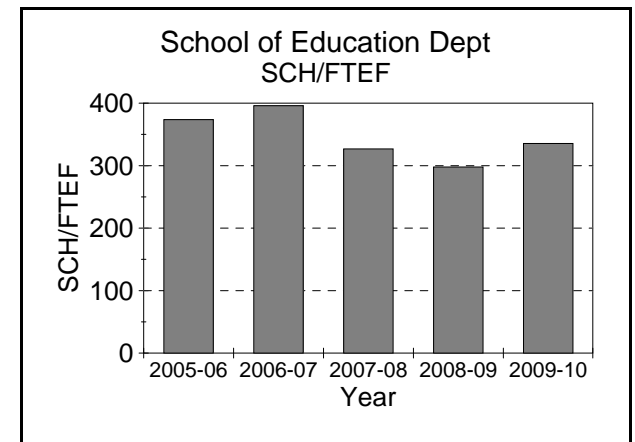
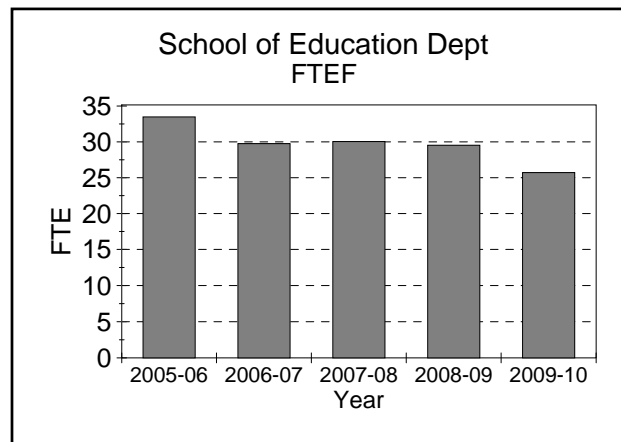
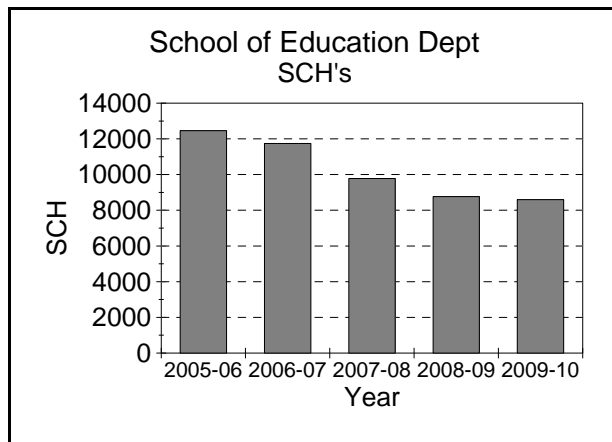
Source: Office of Institutional Research, g:\...\facload\0910\prded2g.rsl

Ferris State University

Student Credit Hours (SCH), Full Time Equated Faculty (FTEF) and SCH/FTEF Aggregated by Department

Fall and Spring Terms Combined

School of Education Dept (College of Education & Human Services)



<u>Year</u>	<u>SCH</u>	<u>FTEF</u>	<u>SCH/FTEF</u>
2005-06	12,460.00	33.34	373.70
2006-07	11,739.00	29.65	395.87
2007-08	9,777.00	29.92	326.76
2008-09	8,766.00	29.43	297.84
2009-10	8,598.00	25.63	335.44

Caution: When viewing graphs, please note the differences in scales

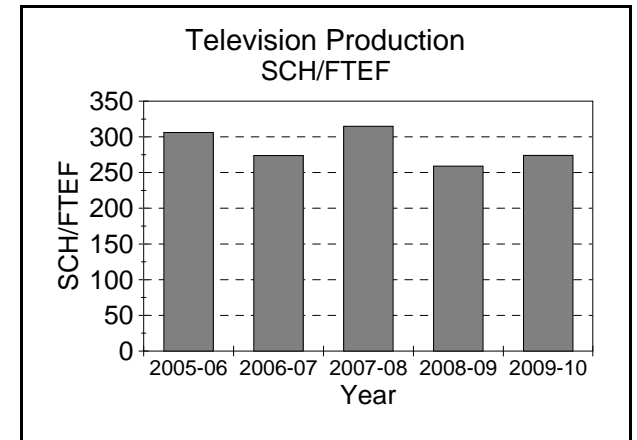
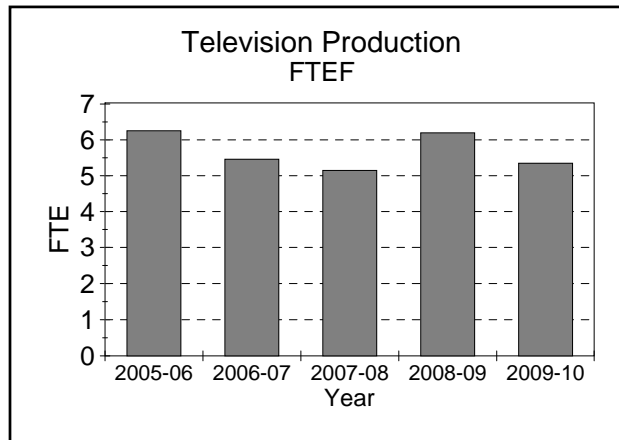
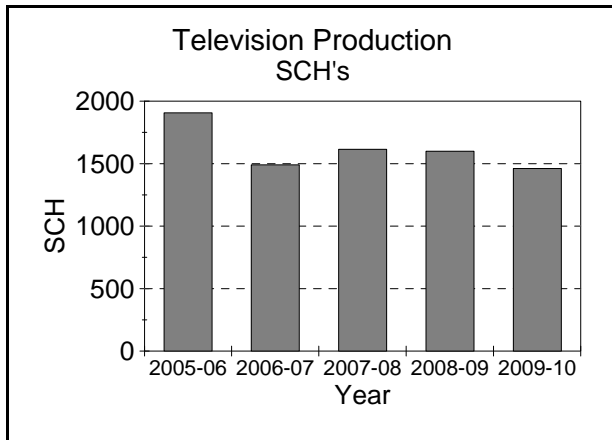
Source: Office of Institutional Research, g:\...\facload\0910\prded3g.rsl

Ferris State University

Student Credit Hours (SCH), Full Time Equated Faculty (FTEF) and SCH/FTEF Aggregated by Department

Fall and Spring Terms Combined

Television Production (College of Education & Human Services)



<u>Year</u>	<u>SCH</u>	<u>FTEF</u>	<u>SCH/FTEF</u>
2005-06	1,906.00	6.23	306.01
2006-07	1,491.00	5.44	273.83
2007-08	1,614.00	5.13	314.93
2008-09	1,599.00	6.17	258.95
2009-10	1,461.00	5.33	274.02

Caution: When viewing graphs, please note the differences in scales

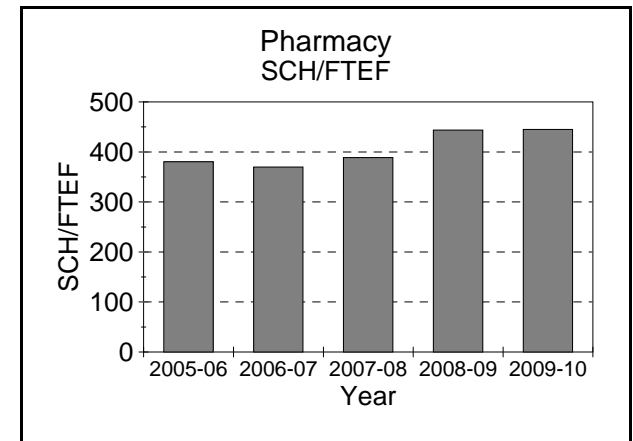
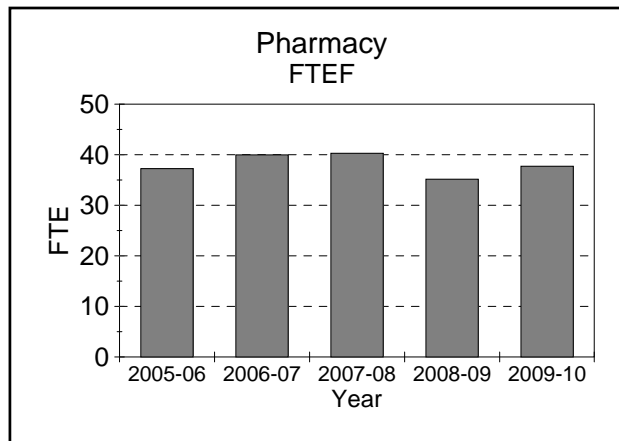
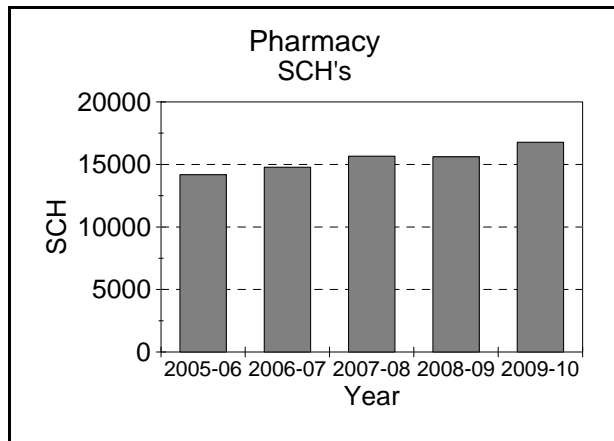
Source: Office of Institutional Research, g:\...\facload\0910\prded4g.rsl

Ferris State University

Student Credit Hours (SCH), Full Time Equated Faculty (FTEF) and SCH/FTEF Aggregated by Department

Fall and Spring Terms Combined

Pharmacy (College of Pharmacy)



<u>Year</u>	<u>SCH</u>	<u>FTEF</u>	<u>SCH/FTEF</u>
2005-06	14,172.00	37.25	380.43
2006-07	14,777.50	39.97	369.67
2007-08	15,656.00	40.29	388.63
2008-09	15,611.50	35.17	443.83
2009-10	16,774.00	37.71	444.82

Caution: When viewing graphs, please note the differences in scales

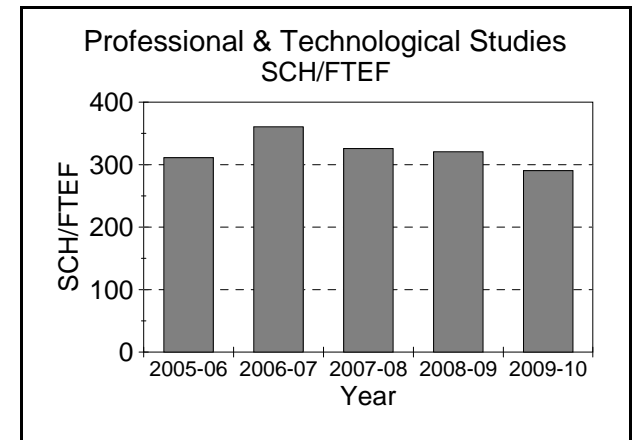
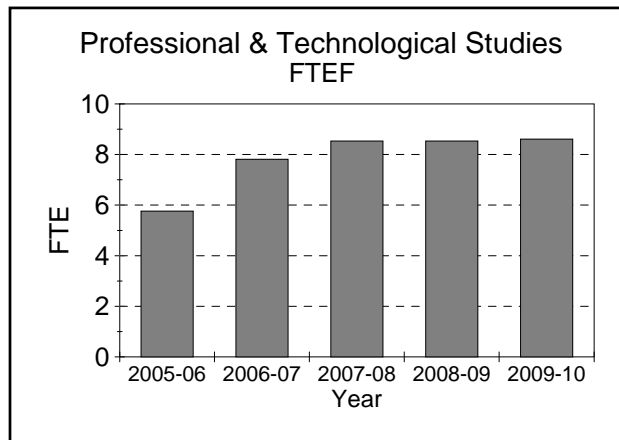
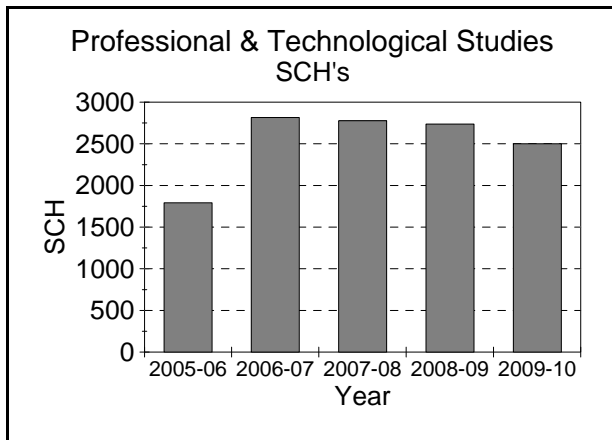
Source: Office of Institutional Research, g:\...\facload\0910\prdp1g.rsl

Ferris State University

Student Credit Hours (SCH), Full Time Equated Faculty (FTEF) and SCH/FTEF Aggregated by Department

Fall and Spring Terms Combined

Professional & Technological Studies (College of Professional & Technological Studies)



<u>Year</u>	<u>SCH</u>	<u>FTEF</u>	<u>SCH/FTEF</u>
2005-06	1,791.00	5.76	311.21
2006-07	2,815.00	7.81	360.53
2007-08	2,777.00	8.53	325.66
2008-09	2,737.00	8.53	320.74
2009-10	2,501.00	8.61	290.39

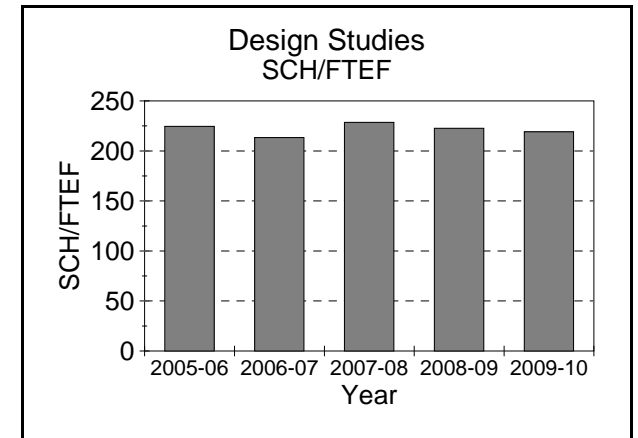
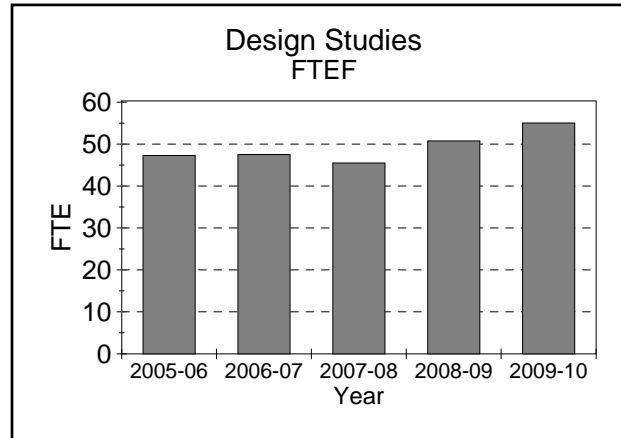
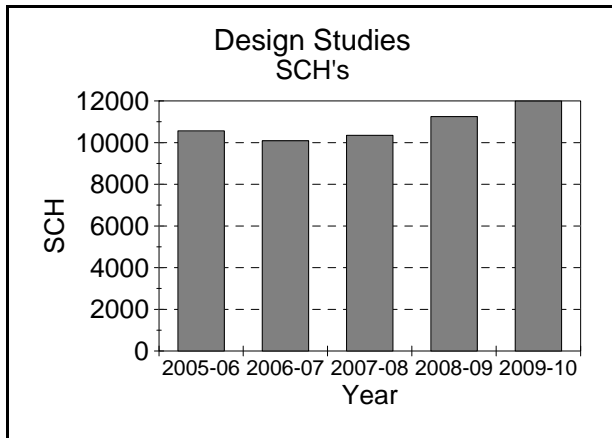
Caution: When viewing graphs, please note the differences in scales
Source: Office of Institutional Research, g:\...fload\0910\prdps1g.rsl

Ferris State University

Student Credit Hours (SCH), Full Time Equated Faculty (FTEF) and SCH/FTEF Aggregated by Department

Fall and Spring Terms Combined

Design Studies (Kendall College of Art & Design)



<u>Year</u>	<u>SCH</u>	<u>FTEF</u>	<u>SCH/FTEF</u>
2005-06	10,563.00	47.05	224.51
2006-07	10,089.00	47.30	213.31
2007-08	10,346.00	45.26	228.61
2008-09	11,249.00	50.52	222.66
2009-10	11,993.00	54.75	219.06

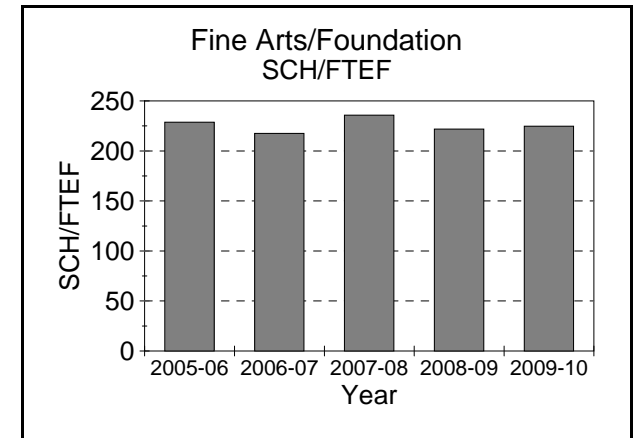
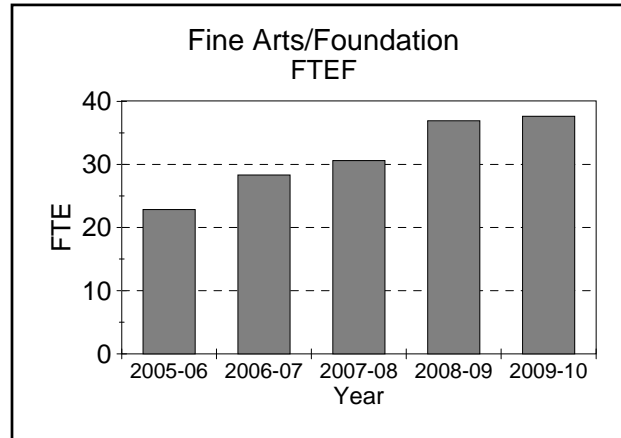
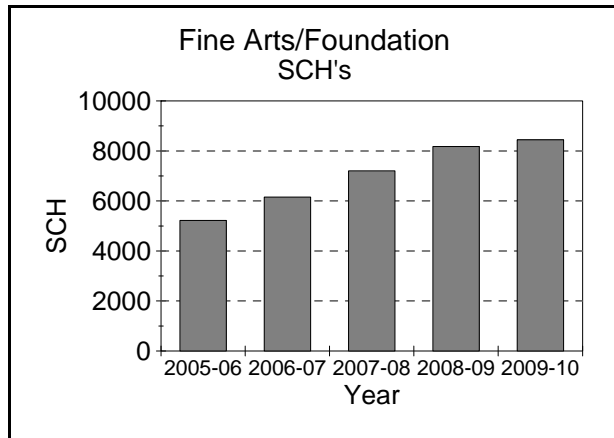
Caution: When viewing graphs, please note the differences in scales
Source: Office of Institutional Research, g:\...\facload\0910\prdkc1g.rsl

Ferris State University

Student Credit Hours (SCH), Full Time Equated Faculty (FTEF) and SCH/FTEF Aggregated by Department

Fall and Spring Terms Combined

Fine Arts/Foundation (Kendall College of Art & Design)



<u>Year</u>	<u>SCH</u>	<u>FTEF</u>	<u>SCH/FTEF</u>
2005-06	5,219.00	22.82	228.73
2006-07	6,153.00	28.28	217.60
2007-08	7,203.00	30.56	235.70
2008-09	8,178.00	36.87	221.78
2009-10	8,444.00	37.58	224.67

Caution: When viewing graphs, please note the differences in scales

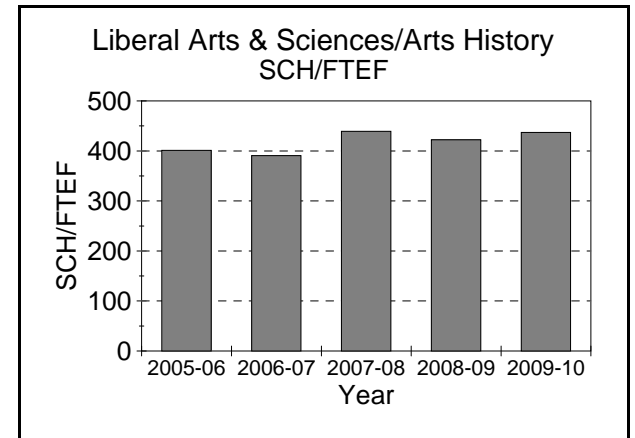
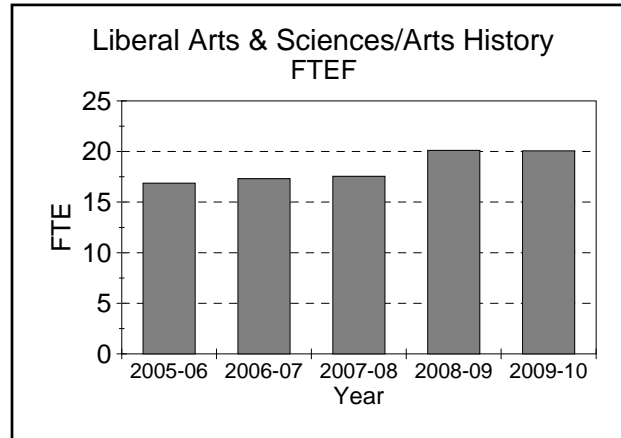
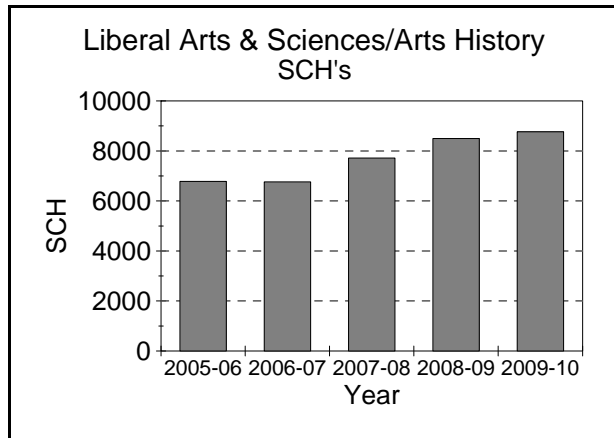
Source: Office of Institutional Research, g:\...\facload\0910\prdkc2g.rsl

Ferris State University

Student Credit Hours (SCH), Full Time Equated Faculty (FTEF) and SCH/FTEF Aggregated by Department

Fall and Spring Terms Combined

Liberal Arts & Sciences/Arts History (Kendall College of Art & Design)



<u>Year</u>	<u>SCH</u>	<u>FTEF</u>	<u>SCH/FTEF</u>
2005-06	6,779.00	16.88	401.06
2006-07	6,762.00	17.31	390.66
2007-08	7,717.00	17.56	439.35
2008-09	8,498.00	20.12	422.35
2009-10	8,767.00	20.06	437.00

Caution: When viewing graphs, please note the differences in scales

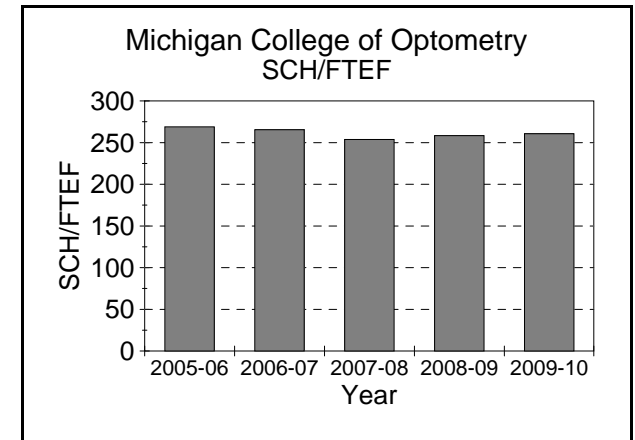
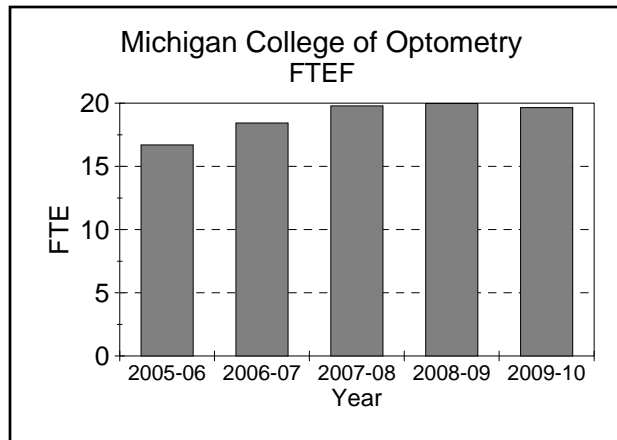
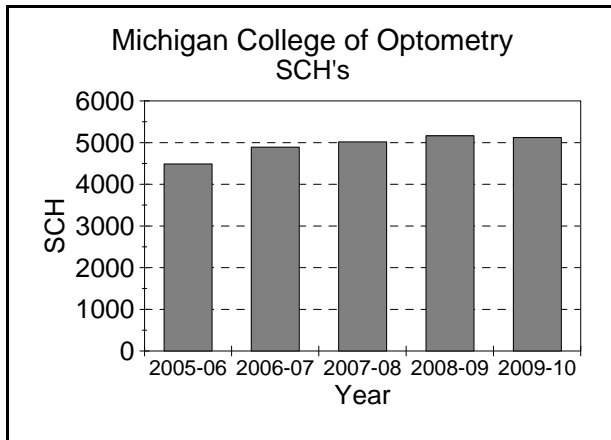
Source: Office of Institutional Research, g:\...facload\0910\prdkc3g.rsl

Ferris State University

Student Credit Hours (SCH), Full Time Equated Faculty (FTEF) and SCH/FTEF Aggregated by Department

Fall and Spring Terms Combined

Michigan College of Optometry (Michigan College of Optometry)



<u>Year</u>	<u>SCH</u>	<u>FTEF</u>	<u>SCH/FTEF</u>
2005-06	4,488.00	16.69	268.85
2006-07	4,891.00	18.43	265.42
2007-08	5,018.00	19.78	253.71
2008-09	5,162.00	19.98	258.33
2009-10	5,122.00	19.65	260.71

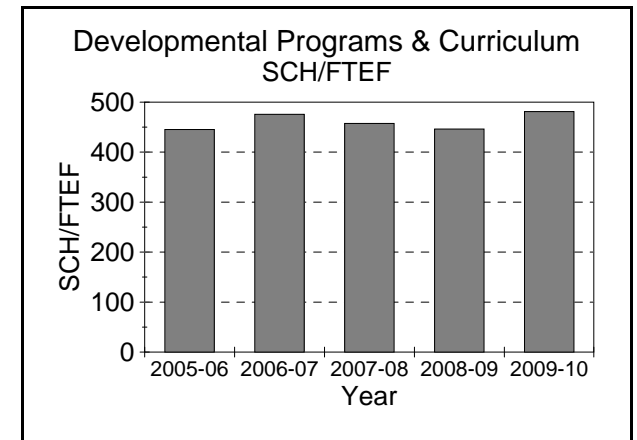
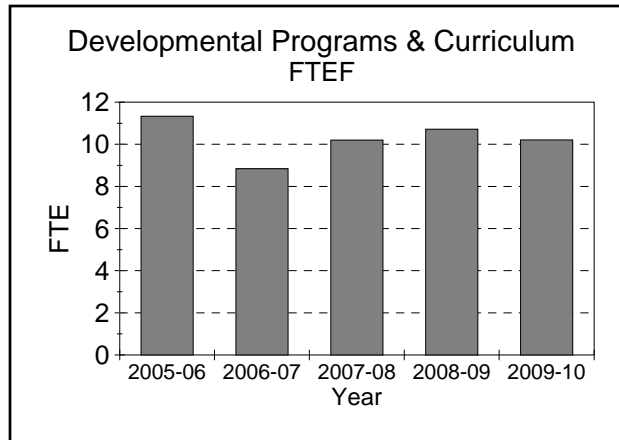
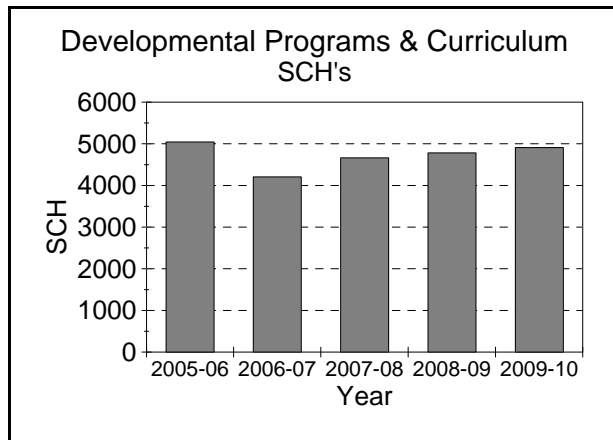
Caution: When viewing graphs, please note the differences in scales
Source: Office of Institutional Research, g:\...fload\0910\prpop1g.rsl

Ferris State University

Student Credit Hours (SCH), Full Time Equated Faculty (FTEF) and SCH/FTEF Aggregated by Department

Fall and Spring Terms Combined

Developmental Programs & Curriculum (University College)



<u>Year</u>	<u>SCH</u>	<u>FTEF</u>	<u>SCH/FTEF</u>
2005-06	5,045.00	11.33	445.33
2006-07	4,205.00	8.84	475.68
2007-08	4,664.00	10.20	457.29
2008-09	4,782.00	10.72	446.24
2009-10	4,910.00	10.21	481.06

Caution: When viewing graphs, please note the differences in scales

Source: Office of Institutional Research, g:\...\facload\0910\prduc1g.rsl