

**FERRIS STATE UNIVERSITY**



# **PRODUCTIVITY REPORT**

**FALL 2001-WINTER 2006**



## INDEX

### Page

- i - iii.....Preface  
iv - v.....Course Prefix Coding Scheme

### Detail of SCH/FTEF (White Pages)

#### 1.....**Ferris State University**

##### 2.....**College of Allied Health Sciences**

- 5,16.....Clinical Lab, Resp Care and Health Admin (CAHS, CCHS, CLLS, EHSM, HCSA, MRIS, RESP)  
5,16.....College of Allied Health Sciences - Dept. (CAHS)  
5,16,17.....Dental Hygiene and Medical Imaging (DHYG, NUCM, RADI, SONO)  
5,17.....Health Management  
5, 17,18.....Health Management Department (CCHS, CLLS, EHSM, HCSA, MRIS, RESP)  
5,18,19.....Health Related Programs  
5,19.....Imaging Sciences (NUCM, RADI, SONO)  
6,20.....Nursing & Dental Hygiene (DHYG, NURS)  
6,20.....School of Nursing (NURS)

##### 2.....**College of Arts and Sciences**

- 6,21.....Biological Sciences (BIOL, HORT)  
6,21.....College of Arts and Sciences  
6,21,22,23....Humanities (AFAM, AMST, ARTH, ARTS, COMH, COMM, HIST, HUMN, MUSI, THTR, WGST)  
7,23,24,25....Language & Literature (ENGL, FREN, GERM, JRNL, LANG, LITR, SPAN)  
7,25,26.....Mathematics (CPSC, MATH)  
7,26,27.....Physical Sciences (ASTR, CHEM, GEOL, INCT, PHSC, PHYS)  
7,27,28,29...Social Sciences (ANTH, GEOG, PLSC, PSYC, SCWK, SOCY, SSCI)

## INDEX

### **Page    Detail of SCH/FTEF cont.**

#### **2.....College of Business**

8,30.....Accountancy, Finance, Econ, & Statistics (ACCT, ECON, FINC, STQM)

8,30,31.....Accountancy/Econ/Applied Stats

8,31.....College of Business Graduate Programs (HSCJ, MISM, MMBA, MTED)

8,31,32.....Computer Information Systems Dept (ISYS)

8,9,32,33,34.Management (BLAW, BUSN, ECON, HOMT, INTB, LLAW, MGMT, REAL, RFIM)

9,34,35,36,37 Marketing (ADVG, ECOM, MIMG, MKTG, PGMG, PREL, PTMG, RETG, STQM, VISD)

#### **2.....College of Education & Human Services**

9,38.....Criminal Justice (CRIM, MSCJ)

9,38,39.....Leisure Studies and Wellness

9,39.....Recreation Leisure Services & Wellness (RMLS)

9,10,39,40....School of Education (ECTE, EDCE, EDLA, EDPE, EDPH, EDUC, ERLA, ESPN)

10,40,41.....Television Production (TVPR)

#### **3.....College of Optometry**

10,42.....Optometry (OPTM)

#### **3.....College of Pharmacy**

10,11,43,44.Pharmacy (PHAD, PHAR, PHCG, PHCH, PHCL, PHPR)

#### **3.....College of Professional and Technological Studies**

11,45.....Professional and Technological Studies (APPS, DAGD)

## INDEX

### **Page    Detail of SCH/FTEF cont.**

#### **3.....College of Technology**

- 11,46.....Architectural Tech & Facilities Mgmt (ARCH, FMAN)
- 11,46,47.....Automotive (ABOD, AHEM, AUTO)
- 11,12,47,48.Construction Technology & Management (BCTM, CETM, CONM)
- 12,48.....Electronics/CNS (ECNS, EEET)
- 12,48.....HVACR (HVAC)
- 12,48,49.....Heavy Equipment (HEQT, HSET)
- 12,13,49,50.Manufacturing Eng Tech (MATL, MFGE, MFGT)
- 13,50,51.....Mechanical Design (CDTD, ETEC, MECH, PDET)
- 13,51.....Plastics and Rubber (PLTS, RUBR)
- 13,52.....Printing & Imaging Technology Mgmt (NMPP, PHOT, PMGT, PTEC)
- 13,14,53.....Surveying (SURE)
- 14,53.....Welding
- 14,53.....Welding Engineering Technology (WELD)

#### **3,4.....Kendall College of Art & Design**

- 14,54,55.....Design Studies (KCDM, KCDS, KCFD, KCID, KCIL, KCIN, KCMJ, KCVC)
- 14,15,55,56..Fine Arts/Foundation (KCED, KCFA, KCFN, KCPH, KCSF)
- 15,56,57.....Liberal Arts & Sciences (KCAH, KCHP, KCHU, KCSC, KCSS)

#### **4.....University College**

- 15,58,59,60..Developmental Programs & Curriculum (CARE, DIST, FSUH, FSUS, HNRS, IEPG, NASE, ORSA, READ, UNCP, UNIV)

### **Ranked Listing of SCH/FTEF (Buff Pages)**

- 61.....College
- 62-65.....Department
- 66-77.....Course Prefix

### **Graphs of SCH/FTEF (Gray Pages)**

- 78.....Pie Chart - College
- 79.....Graphs - FSU
- 80-89.....Graphs - College
- 90-130.....Graphs - Department

## PREFACE

The Productivity Report is produced each summer by the Ferris State University Office of Institutional Research and Testing. All information provided in this publication is drawn from existing university data systems. Any person having questions, suggestions, or requests for more detailed information should contact the Office of Institutional Research and Testing at extension 3800.

Readers should note that in the tables of this report, the whole may not equal the sum of the parts because of rounding. Data has been summed and then rounded.

This report details productivity trends at FSU over the past five years. The report shows data for Fall 2001 through Winter 2006. Data is shown in detail by university (page 1), by college (pages 2 through 4), by department (pages 5 through 15), and by course prefix (pages 16 through 60). Summary information for the current year shows SCH/FTEF in ranked order by college (page 61), by department (pages 62 through 65) and by course prefix (pages 66 through 77). Graphs showing SCH and FTEF data are on pages 78 through 130.

### EXPLANATION OF TERMS:

**Student Credit Hours (SCH)** - SCH is the product of the credit value of a course and the number of students enrolled in the course on the official seventh day of classes for that semester. For example, a 4 credit course section containing 50 students on the seventh day of classes would generate 200 student credit hours.

**Full-Time Equated Faculty (FTEF)** - A faculty member working full-time for fall and winter semester (fall semester 1 FTEF + winter semester 1 FTEF = Average F + W 1 FTEF). Overloads and part-time faculty produce a fraction of an FTEF. **No sabbatical or 100% release-time FTEF are included in this report.** When student credit hours are produced by administrators and/or ROTC personnel, zeros are shown in the corresponding full time equated faculty columns and are not included in the ranked listings.

**SCH/FTEF** - A measure of productivity. This gives the average number of student credit hours generated per full-time equated faculty member. When SCH is divided by zero FTEF (zero results from administrators and/or ROTC personnel teaching courses) the SCH/FTEF columns contain blanks. When a zero FTE occurs in Fall or Winter, the overall SCH/FTE must be recalculated.

**NOTE: If there are not SCH's and/or FTE's in both the Fall and the Winter Term Columns, please disregard the Annualized Productivity Figures** (listed in the last column on the page). You will need to look at the particular Fall or Winter Term to see the Correct Productivity Measure. Please contact the Office of Institutional Research and Testing if you have any questions.

As shown on page 1, during the Fall and Winter semester of the 2005-06 school year, Ferris State University employed 658.33 full-time equated **teaching** faculty. A total of 300,005.00 student credit hours were produced, for an average of 455.71 student credit hours produced per FTEF. The same comparisons have been made for specific terms, by college, department and course prefix.

(The SCH and FTEF FSU totals shown in this report are the same totals submitted to the State of Michigan through the HEIDI system.)

## **PREFACE cont.**

### **Special Notes for 2001-2002:**

There were 5 new course prefixes added during the 2001-2002 year: (1) SONO – Diagnostic Medical Sonography, College of Allied Health Sciences – Health Related Programs, (2) VISD – Visual Design and WEB Media, College of Business – Marketing, (3) ECTE, College of Education & Human Services – School of Education, (4) COSK – Collegiate Skills, University College – Developmental Programs & Curriculum, and (5) NASE – National Student Exchange, University College – Developmental Programs & Curriculum.

There was one course prefix that changed departments effective Summer 2001: FSUS moved from University College, Educational and Career Counseling to University College, Developmental Programs & Curriculum.

### **Special Notes for 2002-2003:**

There were 7 new course prefixes added during the 2002-2003 year: (1) COAS – College of Arts & Sciences, College of Arts & Sciences – College of Arts & Sciences, (2) CIST – Computer Information Systems Technology, College of Business – Computer Information Systems Dept., (3) EDLA - Education & Language Arts, College of Education & Human Services – School of Education, (4) ERLA – Education Reading Language Arts, College of Education & Human Services – School of Education, (5) KCED – Kendall Education, Kendall College of Art & Design – Fine Arts/Foundation, (6) KCMJ Kendall Metals/Jewelry Design, Kendall College of Art & Design – Design Studies, and (7) UNCP University College Program – University College – Developmental Programs and Curriculum .

Effective Winter 2003 for the College of Business – the departments were reorganized. Accountancy/Econ/Applied Stats changed to Accountancy, Finance, Econ & Stats with the FINC course prefix moving from the Management Department to this department. A new department CBGP – College of Business Graduate Programs was created with the MISM course prefix moving from the Computer Information Systems Department to this department. In addition, the HOMT and the RFIM course prefixes moved from the Marketing Department to the Management Department.

### **Special Notes for 2003-2004:**

There were 9 new course prefixes added during the 2003-2004 year: (1) APPS – Applied Science, College of Professional & Technological Studies – Professional & Technological Studies, (2) DAGD – Digital Animation and Game Design, College of Professional & Technological Studies – Professional & Technological Studies, (3) EDPH - Philanthropy Education, College of Education & Human Services – School of Education, (4) ESPN – Education Special Needs, College of Education & Human Services – School of Education, (5) FSUH - Ferris State University Honors, University College – Developmental Programs and Curriculum, (6) HNRS – Honors, University College – Developmental Programs and Curriculum, (7) KCHP – Kendall College Historic Preservation, Kendall College of Art & Design – Liberal Arts & Sciences, (8) MMBA - Master of Business Administration, College of Business – College of Business Graduate Programs, and (9) MTED – Master of Technical Education, College of Business – College of Business Graduate Programs.

Effective Summer 2003 there was the addition of a new academic college -The College of Professional & Technological Studies (CPT). The College of Professional & Technological Studies has one department, Professional & Technological Studies (CPTS) with 2 new course prefixes APPS – Applied Science and DAGD - Digital Animation and Game Design.

## **PREFACE cont.**

### **Special Notes for 2004-2005:**

There were 3 new course prefixes added during the 2004-2005 year: (1) AFAM – African American Studies, College of Arts & Sciences – Humanities, (2) EDPE – Education Physical Education, College of Education and Human Services – School of Education and (3) WGST – Women and Gender Studies, College of Arts & Sciences – Humanities.

Effective Fall 2004 for the College of Allied Health Sciences – the Health Related Programs Department closed and reorganized with the NUCM, RADI, and SONO course prefixes moving to the new department of Imaging Sciences and CLLS and RESP moving to the Health Management Department.

### **Special Notes for 2005-2006:**

There were 4 new course prefixes added during the 2005-2006 year: (1) AMST – American Studies, College of Arts & Sciences – Humanities, (2) HSCJ – Digital Security Forensics, College of Business – College of Business Graduate Programs, (3) KCPH – Kendall Photography, Kendall College of Art & Design – Fine Arts/Foundation, and (4) KCSF – Kendall Sculpture/Functional Art, Kendall College of Art & Design – Fine Arts/Foundation.

Effective Winter 2006 for the College of Allied Health Sciences - the departments reorganized. All of the Departments closed and reorganized into 3 new departments as follows: (1) Clinical Lab, Respiratory Care and Health Administration with course prefixes CAHS which moved from College of Allied Health Sciences Dept, and CCHS, CLLS, EHSM, HCSA, MRIS, and RESP which all moved from the Health Management Department. (2) Dental Hygiene and Medical Imaging with course prefixes DHYG which moved from Nursing & Dental Hygiene and NUCM, RADI, and SONO which moved from Imaging Sciences. (3) School of Nursing with NURS which moved from Nursing and Dental Hygiene.

Also effective Winter 2006 for the College of Business - the Accountancy, Finance, Econ & Statistics Department closed and reorganized with ACCT and FINC course prefixes moving to the Computer Information Systems Department and ECON moving to the Management Department and STQM moving to the Marketing Department.

## COURSE PREFIX CODING SCHEME

PREFIX	COURSE DESCRIPTION	PREFIX	COURSE DESCRIPTION	PREFIX	COURSE DESCRIPTION
ABOD	Automotive Body	DIST	Directed Studies	INCT	Industrial Chemistry Technology
ACCT	Accountancy	ECNS	Computer Network and Systems	INSR	Insurance
ADVG	Advertising	ECOM	E-Commerce	INTB	International Business
AFAM	African American Studies	ECON	Economics	ISYS	Computer Information Systems
AHEM	Automotive/Heavy Equipment Management	ECTE	Educational Career Technical Education	JRNL	Journalism
AMST	American Studies	EDCD	Child Development	KCAH	Kendall College Art History
ANTH	Anthropology	EDLA	Education Language Arts	KCDM	Kendall College Digital Media
APPS	Applied Science	EDPE	Education Physical Education	KCDS	Kendall College Design Studies
ARCH	Architectural Technology	EDUC	Education	KCED	Kendall Education
ARTH	Art History	EEET	Electrical & Electronics Engineering Tech	KCFA	Kendall College Fine Arts
ARTS	Art	EHSM	Environmental Health & Safety Management	KCFD	Kendall College Furniture Design
ASTR	Astronomy	ENGL	English	KCFN	Kendall College Foundation
AUTO	Automotive Service Technology	ERLA	Education Reading Language Arts	KCHP	Kendall College Historic Preservation
BCTM	Building Construction	ESPN	Education Special Needs	KCHU	Kendall College Humanities
BIOL	Biology	ETEC	Engineering Graphics	KCID	Kendall College Interior Design
BLAW	Business Law	FINC	Finance	KCIL	Kendall College Illustration
BUSN	Business	FMAN	Facilities Management	KCIN	Kendall College Industrial Design
CAHS	Allied Health Science	FREN	French	KCMJ	Kendall Metals/Jewelry Design
CARE	Career Exploration	FSUS	Ferris State University Seminar	KCPH	Kendall Photography
CCHS	Core Curriculum Health Sciences	GEOG	Geography	KCSC	Kendall College Science
CDTD	CAD Drafting & Tool Design	GEOL	Geology	KCSF	Kendall Sculpture/Functional Art
CETM	Civil Engineering Technology	GERM	German	KCSS	Kendall College Social Science
CHEM	Chemistry	HCSA	Health Care Systems Administration	KCVC	Kendall College Visual Communication
CISM	Computer Information Systems Management	HEQK	Komatsu Heavy Equipment	LANG	Language
CIST	Computer Information Systems Technology	HEQT	Heavy Equipment Technology	LITR	Literature
CLLS	Clinical Laboratory Science	HIST	History	LLAW	Law
COAS	College of Arts & Sciences	HLTH	Health Education	MATH	Mathematics
COMH	Communication Honors	HNRS	Honors	MATL	Metallurgy
COMM	Communication	HOMT	Hospitality Management	MECH	Mechanical Engineering Technology
CONM	Construction Management	HORT	Horticulture	MFGE	Manufacturing Engineering Technology
COSK	Collegiate Skills	HSCJ	Homeland Security - Digital Security & Forensics	MFGT	Manufacturing Tooling Technology
CPSC	Computer Science	HSET	Heavy Equipment Serv Engineering Tech	MGMT	Management
CRIM	Criminal Justice	HUMN	Humanities	MIMG	Music Industry Management
DAGD	Digital Animation and Game Design	HVAC	Heating, Ventilation, Air Cond & Refrig Tech	MISM	Master of Science Information Systems Mgmt
DHYG	Dental Hygiene	IEPG	Intensive English Program	MKTG	Marketing



## COURSE PREFIX CODING SCHEME cont.

### PREFIX COURSE DESCRIPTION

MMBA	Master of Business Administration
MRIS	Medical Record Information Systems
MSCI	Military Science
MTED	Master of Technical Education
MUSI	Music
NASE	National Student Exchange
NMPP	New Media Printing & Publishing
NUCM	Nuclear Medicine
NURS	Nursing
OPTI	Opticianry
OPTM	Optometry
ORSA	Study Abroad
PDET	Product Design Engineering Technology
PGMG	Professional Golf Management
PHAD	Pharmacy Administration
PHAR	Pharmaceutics
PHCG	Pharmacognosy
PHCH	Pharmaceutical Chemistry
PHCL	Pharmacology
PHED	Physical Education
PHOT	Photography
PHPR	Pharmacy Practice
PHSC	Physical Science
PHYS	Physics
PLSC	Political Science
PLTS	Plastics Engineering Technology
PMGT	Printing Management

### PREFIX COURSE DESCRIPTION

PREL	Public Relations
PSYC	Psychology
PTEC	Printing Technology
PTMG	Professional Tennis Management
RADI	Radiography
READ	Reading
REAL	Real Estate
RESP	Respiratory Care
RETG	Retailing
RFIM	Restaurant & Food Industry Management
RMLS	Recreation Management & Leisure Studies
RUBR	Rubber Technology
SCWK	Social Work
SOCY	Sociology
SONO	Diagnostic Medical Sonography
SPAN	Spanish
SSCI	Social Sciences
STQM	Statistics and Quantitative Methods
SURE	Surveying Engineering
THTR	Theatre
TVPR	Television Production
UNCP	University College Program
UNIV	University
VISC	Visual Communication
VISD	Visual Design and WEB Media
WELD	Welding Engineering Technology
WGST	Women & Gender Studies

# FERRIS STATE UNIVERSITY

## Student Credit Hours (SCH), Full Time Equated Faculty (FTEF) and SCH/FTEF Aggregated by University

University	Year	<u>Student Credit Hours</u>				<u>Full Time Equated Faculty</u>				<u>SCH/FTEF</u>			
		Summer	Fall	Winter	F + W (a)	Summer	Fall	Winter	Avg F + W (b)	Summer	Fall	Winter	F + W (a / b)
Ferris State University	2001-02	26,150.00	135,372.00	125,149.00	260,521.00	177.28	599.14	567.32	583.23	147.51	225.95	220.60	446.69
Ferris State University	2002-03	27,325.00	139,258.00	129,334.00	268,592.00	191.30	612.78	609.68	611.23	142.84	227.26	212.14	439.43
Ferris State University	2003-04	25,926.00	147,557.00	136,598.00	284,155.00	178.09	636.11	615.08	625.59	145.57	231.97	222.08	454.22
Ferris State University	2004-05	29,459.00	148,111.00	137,112.00	285,223.00	208.20	650.95	633.80	642.37	141.49	227.53	216.33	444.01
Ferris State University	2005-06	30,594.00	156,188.00	143,817.00	300,005.00	208.69	665.32	651.33	658.33	146.60	234.76	220.80	455.71

# FERRIS STATE UNIVERSITY

## Student Credit Hours (SCH), Full Time Equated Faculty (FTEF) and SCH/FTEF Aggregated by College

College	Year	<u>Student Credit Hours</u>				<u>Full Time Equated Faculty</u>				<u>SCH/FTEF</u>			
		Summer	Fall	Winter	F + W (a)	Summer	Fall	Winter	Avg F + W (b)	Summer	Fall	Winter	F + W (a / b)
College of Allied Health Sciences	2001-02	2,761.00	7,213.00	6,980.00	14,193.00	18.35	38.13	37.04	37.58	150.49	189.19	188.46	377.66
College of Allied Health Sciences	2002-03	2,844.00	7,733.00	7,511.00	15,244.00	19.70	34.68	37.83	36.26	144.40	222.96	198.55	420.44
College of Allied Health Sciences	2003-04	2,705.00	9,291.00	9,008.00	18,299.00	15.37	39.41	43.68	41.54	176.04	235.75	206.23	440.46
College of Allied Health Sciences	2004-05	3,423.00	10,156.00	9,552.00	19,708.00	17.02	40.56	42.41	41.49	201.16	250.40	225.22	475.06
College of Allied Health Sciences	2005-06	3,614.00	11,342.00	11,129.00	22,471.00	19.14	46.25	46.03	46.14	188.78	245.25	241.78	487.03
College of Arts and Sciences	2001-02	9,489.00	56,609.00	51,702.00	108,311.00	44.39	185.20	169.80	177.50	213.79	305.66	304.48	610.19
College of Arts and Sciences	2002-03	9,833.00	58,711.00	53,631.00	112,342.00	50.65	193.91	185.49	189.70	194.14	302.78	289.13	592.21
College of Arts and Sciences	2003-04	9,246.00	61,523.00	55,081.00	116,604.00	46.05	201.57	183.64	192.61	200.79	305.22	299.94	605.40
College of Arts and Sciences	2004-05	10,292.00	60,947.00	54,980.00	115,927.00	48.00	205.27	191.93	198.60	214.42	296.92	286.46	583.73
College of Arts and Sciences	2005-06	10,785.00	62,742.00	57,058.00	119,800.00	50.04	207.38	193.02	200.20	215.51	302.54	295.61	598.41
College of Business	2001-02	5,779.00	22,482.00	22,822.00	45,304.00	27.99	94.38	90.28	92.33	206.46	238.20	252.80	490.67
College of Business	2002-03	5,431.00	21,715.00	21,447.00	43,162.00	27.21	91.35	90.04	90.70	199.57	237.71	238.18	475.89
College of Business	2003-04	4,762.00	20,955.00	21,778.00	42,733.00	21.78	84.71	78.97	81.84	218.65	247.36	275.79	522.16
College of Business	2004-05	5,035.00	21,254.00	21,744.00	42,998.00	23.11	80.86	79.07	79.97	217.90	262.84	274.99	537.69
College of Business	2005-06	5,095.00	22,024.00	22,358.00	44,382.00	20.54	80.74	78.72	79.73	248.10	272.79	284.00	556.65
College of Education & Human Serv	2001-02	3,612.00	9,218.00	8,962.00	18,180.00	19.99	41.25	44.35	42.80	180.70	223.48	202.06	424.76
College of Education & Human Serv	2002-03	3,704.00	9,906.00	10,259.00	20,165.00	25.91	48.84	49.58	49.21	142.98	202.84	206.93	409.81
College of Education & Human Serv	2003-04	4,142.00	11,467.00	11,577.00	23,044.00	22.16	53.35	55.63	54.49	186.92	214.93	208.12	422.91
College of Education & Human Serv	2004-05	4,363.00	11,613.00	11,619.00	23,232.00	23.76	56.98	59.41	58.20	183.60	203.79	195.58	399.20
College of Education & Human Serv	2005-06	4,244.00	13,208.00	12,445.00	25,653.00	23.37	63.06	64.98	64.02	181.60	209.45	191.53	400.71

# FERRIS STATE UNIVERSITY

## Student Credit Hours (SCH), Full Time Equated Faculty (FTEF) and SCH/FTEF Aggregated by College

College	Year	<u>Student Credit Hours</u>				<u>Full Time Equated Faculty</u>				<u>SCH/FTEF</u>			
		Summer	Fall	Winter	F + W (a)	Summer	Fall	Winter	Avg F + W (b)	Summer	Fall	Winter	F + W (a / b)
College of Optometry	2001-02	443.00	2,357.00	2,396.00	4,753.00	13.25	20.66	20.25	20.45	33.43	114.11	118.32	232.39
College of Optometry	2002-03	405.00	2,295.00	2,362.00	4,657.00	11.00	19.17	20.30	19.73	36.82	119.74	116.37	236.01
College of Optometry	2003-04	416.00	2,362.00	2,403.00	4,765.00	10.00	18.65	19.30	18.98	41.60	126.65	124.49	251.10
College of Optometry	2004-05	403.00	2,384.00	2,362.00	4,746.00	11.00	21.15	22.14	21.65	36.64	112.72	106.67	219.24
College of Optometry	2005-06	476.00	2,145.00	2,343.00	4,488.00	11.75	16.65	16.74	16.69	40.51	128.83	139.99	268.85
College of Pharmacy	2001-02	692.00	5,459.00	4,508.00	9,967.00	14.01	28.84	29.07	28.96	49.38	189.26	155.08	344.21
College of Pharmacy	2002-03	970.00	5,447.00	5,472.00	10,919.00	15.20	31.82	30.68	31.25	63.82	171.18	178.37	349.42
College of Pharmacy	2003-04	988.00	6,482.00	6,414.00	12,896.00	20.10	33.74	34.45	34.10	49.15	192.09	186.19	378.22
College of Pharmacy	2004-05	2,102.00	6,543.00	6,317.00	12,860.00	35.10	36.50	37.92	37.21	59.89	179.26	166.59	345.61
College of Pharmacy	2005-06	1,806.00	7,243.00	6,929.00	14,172.00	35.40	37.94	36.56	37.25	51.02	190.89	189.51	380.43
College of Profess & Tech Studies	2003-04	4.00	82.00	118.00	200.00	0.00	1.00	1.33	1.17		82.00	88.72	171.67
College of Profess & Tech Studies	2004-05	27.00	368.00	353.00	721.00	0.25	1.75	2.34	2.04	108.00	210.29	150.85	352.57
College of Profess & Tech Studies	2005-06	60.00	981.00	810.00	1,791.00	1.00	6.26	5.25	5.76	60.00	156.71	154.29	311.21
College of Technology	2001-02	2,093.00	19,476.00	17,832.00	37,308.00	15.87	111.57	114.12	112.84	131.88	174.56	156.26	330.62
College of Technology	2002-03	2,517.00	19,266.00	18,199.00	37,465.00	20.54	104.10	114.44	109.27	122.54	185.07	159.03	342.87
College of Technology	2003-04	1,888.00	20,317.00	18,800.00	39,117.00	14.11	104.64	112.33	108.49	133.81	194.16	167.36	360.57
College of Technology	2004-05	2,146.00	20,086.00	18,778.00	38,864.00	14.89	108.49	109.72	109.11	144.12	185.14	171.14	356.20
College of Technology	2005-06	2,307.00	20,711.00	18,931.00	39,642.00	17.24	104.51	116.41	110.46	133.80	198.17	162.62	358.88
Kendall College of Art & Design	2001-02	1,006.00	8,799.00	8,299.00	17,098.00	20.16	61.30	51.79	56.54	49.90	143.54	160.26	302.39
Kendall College of Art & Design	2002-03	1,358.00	9,765.00	9,229.00	18,994.00	18.02	69.21	71.67	70.44	75.36	141.09	128.77	269.64

# FERRIS STATE UNIVERSITY

## Student Credit Hours (SCH), Full Time Equated Faculty (FTEF) and SCH/FTEF Aggregated by College

College	Year	<u>Student Credit Hours</u>				<u>Full Time Equated Faculty</u>				<u>SCH/FTEF</u>			
		Summer	Fall	Winter	F + W (a)	Summer	Fall	Winter	Avg F + W (b)	Summer	Fall	Winter	F + W (a / b)
Kendall College of Art & Design	2003-04	1,488.00	10,493.00	10,229.00	20,722.00	25.78	77.98	75.32	76.65	57.72	134.56	135.81	270.35
Kendall College of Art & Design	2004-05	1,500.00	10,828.00	10,372.00	21,200.00	32.32	82.61	81.65	82.13	46.41	131.08	127.02	258.13
Kendall College of Art & Design	2005-06	2,037.00	11,718.00	10,843.00	22,561.00	28.20	85.85	87.64	86.75	72.23	136.49	123.72	260.08
University College	2001-02	275.00	3,759.00	1,648.00	5,407.00	3.27	17.81	10.63	14.22	84.03	211.08	155.04	380.26
University College	2002-03	263.00	4,420.00	1,224.00	5,644.00	3.08	19.70	9.65	14.68	85.39	224.37	126.78	384.54
University College	2003-04	287.00	4,585.00	1,190.00	5,775.00	2.75	21.04	10.43	15.74	104.36	217.87	114.06	366.92
University College	2004-05	168.00	3,932.00	1,035.00	4,967.00	2.75	16.78	7.20	11.99	61.09	234.39	143.75	414.35
University College	2005-06	170.00	4,074.00	971.00	5,045.00	2.00	16.68	5.98	11.33	85.00	244.29	162.37	445.33

# FERRIS STATE UNIVERSITY

## Student Credit Hours (SCH), Full Time Equated Faculty (FTEF) and SCH/FTEF Aggregated by University by Department within College

Department	Year	<u>Student Credit Hours</u>				<u>Full Time Equated Faculty</u>				<u>SCH/FTEF</u>			
		Summer	Fall	Winter	F + W (a)	Summer	Fall	Winter	Avg F + W (b)	Summer	Fall	Winter	F + W (a / b)
<b><u>College of Allied Health Sciences</u></b>													
Clinical Lab, Resp Care and Health Admin	2005-06	0.00	0.00	6,487.00	6,487.00	0.00	0.00	29.87	14.94			217.14	434.29
College of Allied Health Sciences	2001-02	6.00	109.00	52.00	161.00	0.17	1.24	0.25	0.74	36.00	88.24	208.00	216.79
College of Allied Health Sciences	2002-03	6.00	0.00	87.00	87.00	0.33	0.00	0.25	0.13	18.00		348.00	696.00
College of Allied Health Sciences	2003-04	0.00	0.00	69.00	69.00	0.00	0.00	0.25	0.13			276.00	552.00
College of Allied Health Sciences	2004-05	0.00	8.00	84.00	92.00	0.00	0.00	0.25	0.13			336.00	736.00
College of Allied Health Sciences	2005-06	10.00	2.00	0.00	2.00	0.00	0.00	0.00	0.00				
Dental Hygiene and Medical Imaging	2005-06	0.00	0.00	3,062.00	3,062.00	0.00	0.00	8.56	4.28			357.80	715.59
Health Management	2001-02	859.00	2,324.00	2,571.00	4,895.00	5.72	11.83	11.63	11.73	150.26	196.39	221.11	417.29
Health Management	2002-03	974.00	2,809.00	2,877.00	5,686.00	5.98	10.38	12.86	11.62	162.76	270.62	223.63	489.23
Health Management	2003-04	1,132.00	3,591.00	3,398.00	6,989.00	6.54	12.79	14.75	13.77	173.11	280.84	230.30	507.53
Health Management Department	2004-05	1,642.00	4,763.00	4,612.00	9,375.00	8.02	20.47	20.29	20.38	204.61	232.65	227.32	459.99
Health Management Department	2005-06	2,332.00	6,148.00	0.00	6,148.00	12.54	26.06	0.00	13.03	185.93	235.87		471.75
Health Related Programs	2001-02	1,281.00	2,086.00	1,875.00	3,961.00	7.46	11.68	12.32	12.00	171.64	178.57	152.19	330.06
Health Related Programs	2002-03	1,220.00	2,309.00	2,063.00	4,372.00	7.62	11.78	10.66	11.22	160.18	196.01	193.58	389.71
Health Related Programs	2003-04	1,145.00	2,600.00	2,583.00	5,183.00	6.18	11.03	11.96	11.49	185.18	235.70	216.02	450.92
Health Related Programs	2004-05	1,237.00	0.00	0.00	0.00	4.51	0.00	0.00	0.00	274.21			
Imaging Sciences	2004-05	0.00	2,076.00	1,747.00	3,823.00	0.00	5.76	5.86	5.81		360.69	298.12	658.26
Imaging Sciences	2005-06	906.00	1,924.00	0.00	1,924.00	3.26	6.63	0.00	3.32	277.81	290.00		580.00

# FERRIS STATE UNIVERSITY

## Student Credit Hours (SCH), Full Time Equated Faculty (FTEF) and SCH/FTEF Aggregated by University by Department within College

Department	Year	<u>Student Credit Hours</u>				<u>Full Time Equated Faculty</u>				<u>SCH/FTEF</u>			
		Summer	Fall	Winter	F + W (a)	Summer	Fall	Winter	Avg F + W (b)	Summer	Fall	Winter	F + W (a / b)
<b><u>College of Allied Health Sciences</u></b>													
Nursing & Dental Hygiene	2001-02	615.00	2,694.00	2,482.00	5,176.00	5.00	13.38	12.84	13.11	123.00	201.41	193.32	394.90
Nursing & Dental Hygiene	2002-03	644.00	2,615.00	2,484.00	5,099.00	5.76	12.52	14.06	13.29	111.79	208.80	176.70	383.64
Nursing & Dental Hygiene	2003-04	428.00	3,100.00	2,958.00	6,058.00	2.64	15.59	16.72	16.16	161.95	198.81	176.94	374.99
Nursing & Dental Hygiene	2004-05	544.00	3,309.00	3,109.00	6,418.00	4.48	14.33	16.01	15.17	121.43	230.91	194.15	423.02
Nursing & Dental Hygiene	2005-06	366.00	3,268.00	0.00	3,268.00	3.34	13.55	0.00	6.77	109.58	241.21		482.42
School of Nursing	2005-06	0.00	0.00	1,580.00	1,580.00	0.00	0.00	7.60	3.80			207.94	415.89
<b><u>College of Arts and Sciences</u></b>													
Biological Sciences	2001-02	1,478.00	7,007.00	6,112.00	13,119.00	8.37	22.53	20.84	21.68	176.59	311.05	293.33	605.07
Biological Sciences	2002-03	1,736.00	7,769.00	6,349.00	14,118.00	9.15	24.11	22.79	23.45	189.62	322.27	278.56	602.06
Biological Sciences	2003-04	1,533.00	8,338.00	6,848.00	15,186.00	9.02	25.52	23.15	24.33	170.05	326.77	295.81	624.09
Biological Sciences	2004-05	1,851.00	8,173.00	7,132.00	15,305.00	8.52	24.45	24.09	24.27	217.18	334.27	296.06	630.61
Biological Sciences	2005-06	2,053.00	8,683.00	7,215.00	15,898.00	9.41	28.14	25.10	26.62	218.10	308.55	287.48	597.23
College of Arts & Sciences	2002-03	0.00	7.00	0.00	7.00	0.00	0.08	0.00	0.04		91.00		182.00
Humanities	2001-02	1,717.00	10,957.00	11,219.00	22,176.00	6.50	34.21	32.44	33.33	264.15	320.27	345.82	665.42
Humanities	2002-03	1,571.00	11,315.00	11,697.00	23,012.00	6.55	36.81	37.71	37.26	239.85	307.41	310.16	617.60
Humanities	2003-04	1,490.00	12,123.00	11,851.00	23,974.00	6.81	40.19	37.61	38.90	218.80	301.66	315.13	616.34
Humanities	2004-05	1,951.00	13,206.00	12,342.00	25,548.00	8.00	44.06	39.86	41.96	243.88	299.71	309.66	608.87
Humanities	2005-06	1,905.00	13,128.00	12,428.00	25,556.00	9.16	42.91	37.73	40.32	207.97	305.92	329.43	633.84

# FERRIS STATE UNIVERSITY

## Student Credit Hours (SCH), Full Time Equated Faculty (FTEF) and SCH/FTEF Aggregated by University by Department within College

Department	Year	<u>Student Credit Hours</u>				<u>Full Time Equated Faculty</u>				<u>SCH/FTEF</u>			
		Summer	Fall	Winter	F + W (a)	Summer	Fall	Winter	Avg F + W (b)	Summer	Fall	Winter	F + W (a / b)
<b><u>College of Arts and Sciences</u></b>													
Language and Literature	2001-02	2,368.00	13,333.00	11,150.00	24,483.00	10.30	52.90	45.99	49.45	229.98	252.04	242.44	495.16
Language and Literature	2002-03	2,530.00	12,898.00	11,594.00	24,492.00	13.55	55.13	50.60	52.86	186.75	233.98	229.14	463.32
Language and Literature	2003-04	2,342.00	13,291.00	11,493.00	24,784.00	11.90	53.25	47.47	50.36	196.81	249.61	242.10	492.14
Language and Literature	2004-05	2,352.00	12,349.00	10,696.00	23,045.00	11.08	52.39	48.33	50.36	212.27	235.71	221.30	457.59
Language and Literature	2005-06	2,681.00	12,904.00	11,752.00	24,656.00	13.06	54.13	50.42	52.28	205.31	238.38	233.08	471.65
Mathematics	2001-02	1,212.00	10,467.00	8,069.00	18,536.00	6.08	30.64	24.65	27.64	199.34	341.61	327.34	670.50
Mathematics	2002-03	1,144.00	10,470.00	7,961.00	18,431.00	7.07	31.39	25.58	28.49	161.81	333.55	311.18	647.01
Mathematics	2003-04	924.00	10,976.00	7,768.00	18,744.00	5.07	32.81	25.08	28.94	182.25	334.53	309.73	647.57
Mathematics	2004-05	1,171.00	10,015.00	7,602.00	17,617.00	4.99	33.13	28.04	30.58	234.75	302.32	271.14	576.05
Mathematics	2005-06	1,076.00	10,372.00	7,627.00	17,999.00	5.24	31.44	26.47	28.95	205.24	329.90	288.14	621.62
Physical Sciences	2001-02	821.00	5,629.00	5,424.00	11,053.00	4.91	16.82	18.01	17.41	167.18	334.67	301.20	634.73
Physical Sciences	2002-03	773.00	6,511.00	5,666.00	12,177.00	4.24	18.32	19.20	18.76	182.45	355.49	295.05	649.11
Physical Sciences	2003-04	959.00	6,924.00	6,061.00	12,985.00	5.41	18.72	19.02	18.87	177.36	369.86	318.70	688.16
Physical Sciences	2004-05	931.00	7,262.00	6,391.00	13,653.00	3.21	19.86	19.47	19.67	289.62	365.57	328.30	694.24
Physical Sciences	2005-06	1,152.00	7,769.00	7,017.00	14,786.00	4.28	20.36	20.62	20.49	269.16	381.58	340.30	721.62
Social Sciences	2001-02	1,893.00	9,216.00	9,728.00	18,944.00	8.23	28.10	27.88	27.99	230.06	327.94	348.94	676.80
Social Sciences	2002-03	2,079.00	9,741.00	10,364.00	20,105.00	10.09	28.09	29.60	28.84	206.03	346.84	350.14	697.06
Social Sciences	2003-04	1,998.00	9,871.00	11,060.00	20,931.00	7.85	31.09	31.31	31.20	254.63	317.49	353.20	670.82
Social Sciences	2004-05	2,036.00	9,942.00	10,817.00	20,759.00	12.19	31.37	32.14	31.76	166.97	316.91	336.53	653.68
Social Sciences	2005-06	1,918.00	9,886.00	11,019.00	20,905.00	8.89	30.39	32.68	31.54	215.75	325.27	337.15	662.85



# FERRIS STATE UNIVERSITY

## Student Credit Hours (SCH), Full Time Equated Faculty (FTEF) and SCH/FTEF Aggregated by University by Department within College

Department	Year	<u>Student Credit Hours</u>				<u>Full Time Equated Faculty</u>				<u>SCH/FTEF</u>			
		Summer	Fall	Winter	F + W (a)	Summer	Fall	Winter	Avg F + W (b)	Summer	Fall	Winter	F + W (a / b)
<b><u>College of Business</u></b>													
Accountancy, Finance, Econ, & Statistics	2002-03	0.00	0.00	5,814.00	5,814.00	0.00	0.00	20.50	10.25			283.61	567.22
Accountancy, Finance, Econ, & Statistics	2003-04	1,140.00	5,691.00	5,940.00	11,631.00	4.50	20.00	20.00	20.00	253.33	284.55	297.00	581.55
Accountancy, Finance, Econ, & Statistics	2004-05	1,254.00	6,081.00	5,800.00	11,881.00	5.17	20.50	17.92	19.21	242.71	296.63	323.72	618.53
Accountancy, Finance, Econ, & Statistics	2005-06	1,251.00	6,408.00	0.00	6,408.00	4.75	19.92	0.00	9.96	263.37	321.74		643.48
Accountancy/Econ/Applied Stats	2001-02	1,116.00	4,896.00	5,271.00	10,167.00	4.75	17.50	17.75	17.63	234.95	279.77	296.96	576.85
Accountancy/Econ/Applied Stats	2002-03	993.00	5,244.00	0.00	5,244.00	4.17	18.00	0.00	9.00	238.13	291.33		582.67
College of Business Graduate Programs	2002-03	0.00	0.00	759.00	759.00	0.00	0.00	7.25	3.62			104.69	209.38
College of Business Graduate Programs	2003-04	522.00	877.00	804.00	1,681.00	4.01	6.16	5.00	5.58	130.17	142.37	160.73	301.19
College of Business Graduate Programs	2004-05	528.00	861.00	789.00	1,650.00	3.99	6.49	6.02	6.26	132.33	132.61	131.01	263.68
College of Business Graduate Programs	2005-06	396.00	726.00	717.00	1,443.00	1.98	5.63	5.00	5.31	199.72	128.95	143.50	271.58
Computer Information Systems Dept	2001-02	1,889.00	6,025.00	6,090.00	12,115.00	11.83	27.83	27.27	27.55	159.73	216.49	223.28	439.71
Computer Information Systems Dept	2002-03	1,527.00	5,264.00	4,118.00	9,382.00	9.34	26.68	17.90	22.29	163.52	197.29	230.06	420.89
Computer Information Systems Dept	2003-04	789.00	3,905.00	3,810.00	7,715.00	4.00	15.92	14.63	15.27	197.25	245.34	260.46	505.17
Computer Information Systems Dept	2004-05	615.00	3,294.00	3,180.00	6,474.00	2.50	14.01	13.00	13.50	246.00	235.12	244.62	479.38
Computer Information Systems Dept	2005-06	813.00	2,988.00	6,537.00	9,525.00	3.34	12.25	23.83	18.04	243.78	243.92	274.28	527.94
Management	2001-02	1,135.00	5,749.00	6,063.00	11,812.00	4.83	20.25	20.43	20.34	234.99	283.97	296.74	580.76
Management	2002-03	1,403.00	5,678.00	5,840.00	11,518.00	6.48	22.25	23.41	22.83	216.60	255.19	249.47	504.51
Management	2003-04	978.00	5,385.00	6,233.00	11,618.00	3.92	21.50	20.00	20.75	249.64	250.43	311.61	559.82
Management	2004-05	1,217.00	5,790.00	7,146.00	12,936.00	5.00	19.27	22.58	20.93	243.40	300.48	316.43	618.17

# FERRIS STATE UNIVERSITY

## Student Credit Hours (SCH), Full Time Equated Faculty (FTEF) and SCH/FTEF Aggregated by University by Department within College

Department	Year	<u>Student Credit Hours</u>				<u>Full Time Equated Faculty</u>				<u>SCH/FTEF</u>			
		Summer	Fall	Winter	F + W (a)	Summer	Fall	Winter	Avg F + W (b)	Summer	Fall	Winter	F + W (a / b)
<b><u>College of Business</u></b>													
Management	2005-06	1,238.00	6,371.00	9,253.00	15,624.00	3.52	21.33	27.09	24.21	351.43	298.69	341.57	645.35
Marketing	2001-02	1,639.00	5,812.00	5,398.00	11,210.00	6.59	28.81	24.82	26.81	248.90	201.76	217.48	418.06
Marketing	2002-03	1,508.00	5,529.00	4,916.00	10,445.00	7.23	24.42	20.98	22.70	208.64	226.42	234.26	460.09
Marketing	2003-04	1,333.00	5,097.00	4,991.00	10,088.00	5.35	21.13	19.33	20.23	249.10	241.18	258.16	498.58
Marketing	2004-05	1,421.00	5,228.00	4,829.00	10,057.00	6.45	20.59	19.55	20.07	220.31	253.89	247.01	501.08
Marketing	2005-06	1,397.00	5,531.00	5,851.00	11,382.00	6.95	21.61	22.80	22.21	201.13	255.95	256.57	512.54
<b><u>College of Education &amp; Human Serv</u></b>													
Criminal Justice	2001-02	1,471.00	3,383.00	3,360.00	6,743.00	9.29	13.47	14.51	13.99	158.34	251.19	231.56	482.02
Criminal Justice	2002-03	1,318.00	3,123.00	3,508.00	6,631.00	9.57	15.30	16.43	15.86	137.72	204.16	213.51	418.01
Criminal Justice	2003-04	1,329.00	3,789.00	3,703.00	7,492.00	9.54	16.67	15.98	16.33	139.31	227.35	231.66	458.93
Criminal Justice	2004-05	1,642.00	3,325.00	3,852.00	7,177.00	6.81	14.10	16.20	15.15	241.07	235.89	237.75	473.77
Criminal Justice	2005-06	1,333.00	4,350.00	4,496.00	8,846.00	7.18	18.29	20.68	19.49	185.61	237.77	217.36	453.87
Leisure Studies and Wellness	2001-02	292.00	1,541.00	1,451.00	2,992.00	1.76	6.33	5.90	6.11	165.91	243.50	245.93	489.35
Leisure Studies and Wellness	2002-03	295.00	1,345.00	1,536.00	2,881.00	1.91	5.99	6.46	6.23	154.45	224.35	237.93	462.79
Leisure Studies and Wellness	2003-04	193.00	1,248.00	1,284.00	2,532.00	1.15	5.05	5.00	5.02	167.94	247.29	256.80	504.05
Leisure Studies and Wellness	2004-05	175.00	1,488.00	1,076.00	2,564.00	1.17	5.69	4.65	5.17	149.57	261.74	231.40	496.18
Recreation Leisure Services & Wellness	2005-06	223.00	1,294.00	1,147.00	2,441.00	1.70	4.56	5.35	4.96	131.51	283.63	214.21	492.30
School of Education	2001-02	1,807.00	3,721.00	3,693.00	7,414.00	8.79	17.29	20.52	18.91	205.60	215.21	179.94	392.13

# FERRIS STATE UNIVERSITY

## Student Credit Hours (SCH), Full Time Equated Faculty (FTEF) and SCH/FTEF Aggregated by University by Department within College

Department	Year	<u>Student Credit Hours</u>				<u>Full Time Equated Faculty</u>				<u>SCH/FTEF</u>			
		Summer	Fall	Winter	F + W (a)	Summer	Fall	Winter	Avg F + W (b)	Summer	Fall	Winter	F + W (a / b)
<b><u>College of Education &amp; Human Serv</u></b>													
School of Education	2002-03	1,869.00	4,637.00	4,725.00	9,362.00	12.31	23.12	23.02	23.07	151.81	200.52	205.25	405.76
School of Education	2003-04	2,395.00	5,561.00	5,894.00	11,455.00	9.47	26.65	30.80	28.73	252.90	208.66	191.35	398.77
School of Education	2004-05	2,302.00	5,978.00	5,925.00	11,903.00	13.95	31.96	33.31	32.64	165.00	187.02	177.89	364.72
School of Education	2005-06	2,430.00	6,548.00	5,912.00	12,460.00	13.64	33.76	32.93	33.34	178.13	193.97	179.54	373.70
Television Production	2001-02	42.00	573.00	458.00	1,031.00	0.15	4.16	3.42	3.79	280.00	137.74	133.92	272.03
Television Production	2002-03	222.00	801.00	490.00	1,291.00	2.11	4.42	3.67	4.04	105.03	181.22	133.51	319.16
Television Production	2003-04	225.00	869.00	696.00	1,565.00	2.00	4.99	3.84	4.42	112.50	174.15	181.25	354.47
Television Production	2004-05	244.00	822.00	766.00	1,588.00	1.83	5.24	5.25	5.25	133.33	156.87	145.90	302.76
Television Production	2005-06	258.00	1,016.00	890.00	1,906.00	0.85	6.45	6.01	6.23	303.53	157.59	148.09	306.01
<b><u>College of Optometry</u></b>													
Optometry	2001-02	443.00	2,357.00	2,396.00	4,753.00	13.25	20.66	20.25	20.45	33.43	114.11	118.32	232.39
Optometry	2002-03	405.00	2,295.00	2,362.00	4,657.00	11.00	19.17	20.30	19.73	36.82	119.74	116.37	236.01
Optometry	2003-04	416.00	2,362.00	2,403.00	4,765.00	10.00	18.65	19.30	18.98	41.60	126.65	124.49	251.10
Optometry	2004-05	403.00	2,384.00	2,362.00	4,746.00	11.00	21.15	22.14	21.65	36.64	112.72	106.67	219.24
Optometry	2005-06	476.00	2,145.00	2,343.00	4,488.00	11.75	16.65	16.74	16.69	40.51	128.83	139.99	268.85
<b><u>College of Pharmacy</u></b>													
Pharmacy	2001-02	692.00	5,459.00	4,508.00	9,967.00	14.01	28.84	29.07	28.96	49.38	189.26	155.08	344.21
Pharmacy	2002-03	970.00	5,447.00	5,472.00	10,919.00	15.20	31.82	30.68	31.25	63.82	171.18	178.37	349.42
Pharmacy	2003-04	988.00	6,482.00	6,414.00	12,896.00	20.10	33.74	34.45	34.10	49.15	192.09	186.19	378.22
Pharmacy	2004-05	2,102.00	6,543.00	6,317.00	12,860.00	35.10	36.50	37.92	37.21	59.89	179.26	166.59	345.61

# FERRIS STATE UNIVERSITY

## Student Credit Hours (SCH), Full Time Equated Faculty (FTEF) and SCH/FTEF Aggregated by University by Department within College

Department	Year	<u>Student Credit Hours</u>				<u>Full Time Equated Faculty</u>				<u>SCH/FTEF</u>			
		Summer	Fall	Winter	F + W (a)	Summer	Fall	Winter	Avg F + W (b)	Summer	Fall	Winter	F + W (a / b)
<b><u>College of Pharmacy</u></b>													
Pharmacy	2005-06	1,806.00	7,243.00	6,929.00	14,172.00	35.40	37.94	36.56	37.25	51.02	190.89	189.51	380.43
<b><u>College of Profess &amp; Tech Studies</u></b>													
Professional & Technological Studies	2003-04	4.00	82.00	118.00	200.00	0.00	1.00	1.33	1.17		82.00	88.72	171.67
Professional & Technological Studies	2004-05	27.00	368.00	353.00	721.00	0.25	1.75	2.34	2.04	108.00	210.29	150.85	352.57
Professional & Technological Studies	2005-06	60.00	981.00	810.00	1,791.00	1.00	6.26	5.25	5.76	60.00	156.71	154.29	311.21
<b><u>College of Technology</u></b>													
Architectural Tech & Facilities Mgmt	2001-02	62.00	1,118.00	1,159.00	2,277.00	0.92	6.58	7.47	7.03	67.39	169.91	155.15	324.13
Architectural Tech & Facilities Mgmt	2002-03	104.00	1,054.00	892.00	1,946.00	0.92	7.31	7.41	7.36	113.04	144.15	120.38	264.37
Architectural Tech & Facilities Mgmt	2003-04	93.00	1,167.00	935.00	2,102.00	0.92	6.03	6.00	6.02	101.09	193.37	155.83	349.32
Architectural Tech & Facilities Mgmt	2004-05	26.00	1,022.00	957.00	1,979.00	0.21	5.41	6.00	5.70	123.81	188.94	159.50	346.92
Architectural Tech & Facilities Mgmt	2005-06	44.00	1,171.00	1,071.00	2,242.00	0.31	4.49	5.83	5.16	141.94	260.74	183.70	434.45
Automotive	2001-02	547.00	3,025.00	2,784.00	5,809.00	5.14	19.42	18.42	18.92	106.42	155.77	151.14	307.03
Automotive	2002-03	681.00	3,257.00	3,096.00	6,353.00	5.75	18.53	19.91	19.22	118.43	175.73	155.50	330.51
Automotive	2003-04	503.00	4,050.00	3,982.00	8,032.00	4.50	20.41	22.73	21.57	111.78	198.44	175.19	372.38
Automotive	2004-05	629.00	4,297.00	4,048.00	8,345.00	5.20	23.41	24.50	23.95	120.96	183.56	165.22	348.37
Automotive	2005-06	850.00	4,254.00	4,091.00	8,345.00	8.41	23.55	26.13	24.84	101.07	180.67	156.56	335.98
Construction Technology & Management	2001-02	0.00	2,235.00	1,943.00	4,178.00	0.00	9.80	10.33	10.07		227.96	188.12	415.05
Construction Technology & Management	2002-03	0.00	2,536.00	2,168.00	4,704.00	0.00	8.65	10.51	9.58		293.18	206.28	491.02
Construction Technology & Management	2003-04	0.00	2,544.00	2,459.00	5,003.00	0.00	9.24	10.35	9.80		275.35	237.49	510.68

# FERRIS STATE UNIVERSITY

## Student Credit Hours (SCH), Full Time Equated Faculty (FTEF) and SCH/FTEF Aggregated by University by Department within College

Department	Year	<u>Student Credit Hours</u>				<u>Full Time Equated Faculty</u>				<u>SCH/FTEF</u>			
		Summer	Fall	Winter	F + W (a)	Summer	Fall	Winter	Avg F + W (b)	Summer	Fall	Winter	F + W (a / b)
<b><u>College of Technology</u></b>													
Construction Technology & Management	2004-05	54.00	2,702.00	2,549.00	5,251.00	0.66	9.55	10.82	10.18	81.82	283.07	235.50	515.58
Construction Technology & Management	2005-06	64.00	2,994.00	2,735.00	5,729.00	0.66	10.83	12.96	11.89	96.97	276.50	211.03	481.67
Electronics/CNS	2001-02	86.00	1,656.00	1,549.00	3,205.00	0.67	10.00	10.60	10.30	128.36	165.60	146.09	311.12
Electronics/CNS	2002-03	108.00	1,417.00	1,612.00	3,029.00	0.67	8.04	10.51	9.27	161.19	176.35	153.34	326.61
Electronics/CNS	2003-04	84.00	1,685.00	1,599.00	3,284.00	0.67	8.83	9.60	9.22	125.37	190.74	166.50	356.23
Electronics/CNS	2004-05	92.00	1,609.00	1,528.00	3,137.00	0.67	8.82	8.17	8.50	137.31	182.43	187.03	369.28
Electronics/CNS	2005-06	84.00	1,586.00	1,507.00	3,093.00	0.67	8.65	8.50	8.58	125.37	183.31	177.29	360.65
HVACR	2001-02	102.00	1,353.00	1,174.00	2,527.00	0.67	6.75	7.82	7.28	152.24	200.44	150.18	346.94
HVACR	2002-03	96.00	1,381.00	1,163.00	2,544.00	0.67	5.85	7.69	6.77	143.28	236.01	151.29	375.81
HVACR	2003-04	140.00	1,435.00	1,146.00	2,581.00	1.08	6.95	7.00	6.97	129.63	206.50	163.79	370.15
HVACR	2004-05	112.00	1,485.00	1,202.00	2,687.00	0.75	7.19	6.66	6.92	149.33	206.61	180.48	388.08
HVACR	2005-06	166.00	1,547.00	1,195.00	2,742.00	0.83	8.05	8.64	8.34	200.00	192.25	138.31	328.65
Heavy Equipment	2001-02	116.00	1,016.00	990.00	2,006.00	1.34	7.17	6.67	6.92	86.57	141.70	148.43	289.88
Heavy Equipment	2002-03	270.00	1,070.00	894.00	1,964.00	2.50	6.83	6.50	6.67	108.00	156.59	137.54	294.60
Heavy Equipment	2003-04	156.00	744.00	692.00	1,436.00	0.97	5.16	6.89	6.03	160.82	144.19	100.44	238.34
Heavy Equipment	2004-05	108.00	810.00	754.00	1,564.00	0.92	5.33	4.58	4.96	117.39	151.97	164.63	315.64
Heavy Equipment	2005-06	152.00	956.00	690.00	1,646.00	0.95	5.33	4.17	4.75	160.00	179.36	165.47	346.53
Manufacturing Engineering Technology	2001-02	162.00	2,586.00	2,098.00	4,684.00	1.06	12.19	12.78	12.48	152.83	212.14	164.16	375.17
Manufacturing Engineering Technology	2002-03	288.00	2,606.00	2,108.00	4,714.00	1.50	12.33	12.17	12.25	192.00	211.35	173.28	384.89

# FERRIS STATE UNIVERSITY

## Student Credit Hours (SCH), Full Time Equated Faculty (FTEF) and SCH/FTEF Aggregated by University by Department within College

Department	Year	<u>Student Credit Hours</u>				<u>Full Time Equated Faculty</u>				<u>SCH/FTEF</u>			
		Summer	Fall	Winter	F + W (a)	Summer	Fall	Winter	Avg F + W (b)	Summer	Fall	Winter	F + W (a / b)
<b><u>College of Technology</u></b>													
Manufacturing Engineering Technology	2003-04	170.00	2,530.00	1,986.00	4,516.00	1.20	12.66	12.46	12.56	141.67	199.86	159.39	359.57
Manufacturing Engineering Technology	2004-05	219.00	2,388.00	1,966.00	4,354.00	1.42	12.12	11.83	11.97	154.23	197.04	166.19	363.60
Manufacturing Engineering Technology	2005-06	182.00	2,447.00	2,033.00	4,480.00	0.95	10.62	13.01	11.82	191.58	230.31	156.26	379.10
Mechanical Design	2001-02	96.00	2,144.00	1,829.00	3,973.00	0.25	9.80	9.53	9.66	384.00	218.78	191.92	411.07
Mechanical Design	2002-03	196.00	2,109.00	1,928.00	4,037.00	1.67	8.35	10.29	9.32	117.37	252.50	187.37	433.10
Mechanical Design	2003-04	40.00	2,168.00	1,986.00	4,154.00	0.27	9.54	9.06	9.30	148.15	227.19	219.21	446.60
Mechanical Design	2004-05	131.00	2,007.00	1,875.00	3,882.00	0.44	9.78	10.42	10.10	297.73	205.14	179.94	384.29
Mechanical Design	2005-06	110.00	1,859.00	1,764.00	3,623.00	0.56	9.71	10.91	10.31	196.43	191.40	161.69	351.36
Plastics and Rubber	2001-02	448.00	1,362.00	1,620.00	2,982.00	2.98	9.78	8.95	9.37	150.34	139.26	181.01	318.42
Plastics and Rubber	2002-03	421.00	1,179.00	1,548.00	2,727.00	4.02	8.88	9.42	9.15	104.73	132.85	164.33	298.11
Plastics and Rubber	2003-04	384.00	1,236.00	1,268.00	2,504.00	2.49	7.90	8.17	8.03	154.22	156.46	155.20	311.64
Plastics and Rubber	2004-05	372.00	833.00	1,069.00	1,902.00	2.28	7.89	7.73	7.81	163.16	105.59	138.34	243.59
Plastics and Rubber	2005-06	259.00	795.00	842.00	1,637.00	1.54	6.89	7.90	7.39	168.18	115.40	106.62	221.42
Printing & Imaging Technology Mgmt	2001-02	90.00	1,220.00	977.00	2,197.00	0.92	9.42	9.25	9.33	97.83	129.51	105.62	235.35
Printing & Imaging Technology Mgmt	2002-03	163.00	958.00	1,015.00	1,973.00	1.17	8.25	9.08	8.67	139.32	116.12	111.78	227.70
Printing & Imaging Technology Mgmt	2003-04	191.00	953.00	953.00	1,906.00	1.17	7.89	8.00	7.94	163.25	120.80	119.13	239.92
Printing & Imaging Technology Mgmt	2004-05	214.00	1,018.00	983.00	2,001.00	1.17	7.88	6.34	7.11	182.91	129.27	155.05	281.53
Printing & Imaging Technology Mgmt	2005-06	187.00	1,005.00	956.00	1,961.00	1.17	6.28	6.14	6.21	159.83	160.03	155.70	315.78
Surveying	2001-02	276.00	720.00	960.00	1,680.00	1.25	4.64	6.88	5.76	220.80	155.10	139.60	291.69

# FERRIS STATE UNIVERSITY

## Student Credit Hours (SCH), Full Time Equated Faculty (FTEF) and SCH/FTEF Aggregated by University by Department within College

Department	Year	<u>Student Credit Hours</u>				<u>Full Time Equated Faculty</u>				<u>SCH/FTEF</u>			
		Summer	Fall	Winter	F + W (a)	Summer	Fall	Winter	Avg F + W (b)	Summer	Fall	Winter	F + W (a / b)
<b><u>College of Technology</u></b>													
Surveying	2002-03	114.00	764.00	994.00	1,758.00	1.00	5.50	6.36	5.93	114.00	138.91	156.29	296.46
Surveying	2003-04	3.00	673.00	966.00	1,639.00	0.00	5.33	6.15	5.74		126.19	157.11	285.49
Surveying	2004-05	81.00	705.00	893.00	1,598.00	0.50	5.43	6.32	5.88	162.00	129.73	141.32	271.92
Surveying	2005-06	93.00	797.00	1,107.00	1,904.00	0.52	5.35	6.49	5.92	177.91	148.85	170.51	321.43
Welding	2001-02	108.00	1,041.00	749.00	1,790.00	0.67	6.02	5.42	5.72	161.19	173.03	138.19	313.04
Welding	2002-03	76.00	935.00	781.00	1,716.00	0.67	5.58	4.59	5.09	113.43	167.56	170.15	337.46
Welding	2003-04	124.00	1,132.00	828.00	1,960.00	0.84	4.69	5.92	5.31	147.62	241.34	139.86	369.45
Welding	2004-05	108.00	0.00	0.00	0.00	0.67	0.00	0.00	0.00	161.19			
Welding Engineering Technology	2004-05	0.00	1,210.00	954.00	2,164.00	0.00	5.69	6.35	6.02		212.76	150.17	359.47
Welding Engineering Technology	2005-06	116.00	1,300.00	940.00	2,240.00	0.67	4.76	5.73	5.24	173.13	273.32	163.97	427.11
<b><u>Kendall College of Art &amp; Design</u></b>													
Design Studies	2001-02	553.00	3,891.00	3,939.00	7,830.00	11.21	32.53	29.04	30.78	49.31	119.61	135.64	254.35
Design Studies	2002-03	632.00	4,425.00	4,397.00	8,822.00	9.88	37.14	41.60	39.37	63.95	119.16	105.70	224.09
Design Studies	2003-04	750.00	4,674.00	4,599.00	9,273.00	15.11	43.26	43.72	43.49	49.63	108.05	105.18	213.22
Design Studies	2004-05	684.00	4,752.00	4,833.00	9,585.00	16.06	44.07	46.08	45.07	42.60	107.84	104.89	212.66
Design Studies	2005-06	888.00	5,421.00	5,142.00	10,563.00	15.65	46.39	47.71	47.05	56.73	116.86	107.78	224.51
Fine Arts/Foundation	2001-02	90.00	2,361.00	1,933.00	4,294.00	4.67	18.55	12.73	15.64	19.27	127.28	151.86	274.56
Fine Arts/Foundation	2002-03	129.00	2,358.00	1,892.00	4,250.00	2.66	19.42	17.09	18.25	48.50	121.42	110.73	232.83
Fine Arts/Foundation	2003-04	111.00	2,444.00	2,204.00	4,648.00	4.10	19.40	15.90	17.65	27.07	125.98	138.63	263.35

# FERRIS STATE UNIVERSITY

## Student Credit Hours (SCH), Full Time Equated Faculty (FTEF) and SCH/FTEF Aggregated by University by Department within College

Department	Year	<u>Student Credit Hours</u>				<u>Full Time Equated Faculty</u>				<u>SCH/FTEF</u>			
		Summer	Fall	Winter	F + W (a)	Summer	Fall	Winter	Avg F + W (b)	Summer	Fall	Winter	F + W (a / b)
<b><u>Kendall College of Art &amp; Design</u></b>													
Fine Arts/Foundation	2004-05	105.00	2,650.00	2,299.00	4,949.00	5.54	21.75	18.25	20.00	18.96	121.84	125.98	247.46
Fine Arts/Foundation	2005-06	192.00	2,687.00	2,532.00	5,219.00	4.53	22.42	23.21	22.82	42.38	119.85	109.07	228.73
Liberal Arts & Sciences	2001-02	363.00	2,547.00	2,427.00	4,974.00	4.28	10.22	10.02	10.12	84.90	249.22	242.27	491.56
Liberal Arts & Sciences	2002-03	597.00	2,982.00	2,940.00	5,922.00	5.48	12.66	12.98	12.82	108.98	235.61	226.44	461.93
Liberal Arts & Sciences	2003-04	627.00	3,375.00	3,426.00	6,801.00	6.57	15.32	15.70	15.51	95.43	220.25	218.24	438.47
Liberal Arts & Sciences	2004-05	711.00	3,426.00	3,240.00	6,666.00	10.73	16.79	17.33	17.06	66.28	204.05	186.99	390.78
Liberal Arts & Sciences	2005-06	957.00	3,610.00	3,169.00	6,779.00	8.02	17.04	16.72	16.88	119.38	211.83	189.56	401.60
<b><u>University College</u></b>													
Developmental Programs & Curriculum	2001-02	275.00	3,759.00	1,648.00	5,407.00	3.27	17.81	10.63	14.22	84.03	211.08	155.04	380.26
Developmental Programs & Curriculum	2002-03	263.00	4,420.00	1,224.00	5,644.00	3.08	19.70	9.65	14.68	85.39	224.37	126.78	384.54
Developmental Programs & Curriculum	2003-04	287.00	4,585.00	1,190.00	5,775.00	2.75	21.04	10.43	15.74	104.36	217.87	114.06	366.92
Developmental Programs & Curriculum	2004-05	168.00	3,932.00	1,035.00	4,967.00	2.75	16.78	7.20	11.99	61.09	234.39	143.75	414.35
Developmental Programs & Curriculum	2005-06	170.00	4,074.00	971.00	5,045.00	2.00	16.68	5.98	11.33	85.00	244.29	162.37	445.33



# FERRIS STATE UNIVERSITY

## Student Credit Hours (SCH), Full Time Equated Faculty (FTEF) and SCH/FTEF Aggregated by Course Prefix within College and Department

Prefix	Year	<u>Student Credit Hours</u>				<u>Full Time Equated Faculty</u>				<u>SCH/FTEF</u>			
		Summer	Fall	Winter	F + W (a)	Summer	Fall	Winter	Avg F + W (b)	Summer	Fall	Winter	F + W (a / b)
<b><u>College of Allied Health Sciences</u></b>													
<b><u>Clinical Lab, Resp Care and Health Admin</u></b>													
CAHS	2005-06	0.00	0.00	90.00	90.00	0.00	0.00	0.25	0.13			360.00	720.00
CCHS	2005-06	0.00	0.00	1,135.00	1,135.00	0.00	0.00	3.39	1.70			334.40	668.81
CLLS	2005-06	0.00	0.00	581.00	581.00	0.00	0.00	2.96	1.48			196.28	392.57
EHSM	2005-06	0.00	0.00	590.00	590.00	0.00	0.00	4.64	2.32			127.18	254.36
HCSA	2005-06	0.00	0.00	1,842.00	1,842.00	0.00	0.00	6.90	3.45			266.83	533.66
MRIS	2005-06	0.00	0.00	1,184.00	1,184.00	0.00	0.00	5.83	2.92			202.95	405.89
RESP	2005-06	0.00	0.00	1,065.00	1,065.00	0.00	0.00	5.89	2.95			180.70	361.41
<b><u>College of Allied Health Sciences</u></b>													
CAHS	2001-02	6.00	109.00	52.00	161.00	0.17	1.24	0.25	0.74	36.00	88.24	208.00	216.79
CAHS	2002-03	6.00	0.00	87.00	87.00	0.33	0.00	0.25	0.13	18.00		348.00	696.00
CAHS	2003-04	0.00	0.00	69.00	69.00	0.00	0.00	0.25	0.13			276.00	552.00
CAHS	2004-05	0.00	8.00	84.00	92.00	0.00	0.00	0.25	0.13			336.00	736.00
CAHS	2005-06	10.00	2.00	0.00	2.00	0.00	0.00	0.00	0.00				
<b><u>Dental Hygiene and Medical Imaging</u></b>													
DHYG	2005-06	0.00	0.00	1,338.00	1,338.00	0.00	0.00	3.14	1.57			426.11	852.23
NUCM	2005-06	0.00	0.00	489.00	489.00	0.00	0.00	1.50	0.75			326.00	652.00
RADI	2005-06	0.00	0.00	972.00	972.00	0.00	0.00	2.56	1.28			379.69	759.38

# FERRIS STATE UNIVERSITY

## Student Credit Hours (SCH), Full Time Equated Faculty (FTEF) and SCH/FTEF Aggregated by Course Prefix within College and Department

Prefix	Year	<u>Student Credit Hours</u>				<u>Full Time Equated Faculty</u>				<u>SCH/FTEF</u>			
		Summer	Fall	Winter	F + W (a)	Summer	Fall	Winter	Avg F + W (b)	Summer	Fall	Winter	F + W (a / b)
<b><u>College of Allied Health Sciences</u></b>													
<b><u>Dental Hygiene and Medical Imaging</u></b>													
SONO	2005-06	0.00	0.00	263.00	263.00	0.00	0.00	1.36	0.68			193.67	387.35
<b><u>Health Management</u></b>													
CCHS	2001-02	113.00	873.00	791.00	1,664.00	0.44	2.63	2.44	2.53	259.44	332.14	324.76	657.18
CCHS	2002-03	130.00	1,159.00	819.00	1,978.00	0.35	3.52	2.93	3.23	374.49	328.96	279.18	612.69
CCHS	2003-04	279.00	1,222.00	1,074.00	2,296.00	1.04	3.53	3.27	3.40	268.74	346.48	328.35	675.52
EHSM	2001-02	104.00	459.00	580.00	1,039.00	0.82	3.28	3.08	3.18	126.24	139.85	188.18	326.52
EHSM	2002-03	232.00	453.00	565.00	1,018.00	1.84	2.55	4.22	3.38	126.09	177.70	134.00	300.93
EHSM	2003-04	181.00	684.00	459.00	1,143.00	0.99	2.92	3.23	3.07	182.21	234.01	142.31	371.81
HCSA	2001-02	276.00	265.00	327.00	592.00	2.08	1.80	2.03	1.92	132.61	146.91	161.10	308.85
HCSA	2002-03	160.00	327.00	490.00	817.00	1.22	1.66	2.32	1.99	130.84	196.59	211.49	410.53
HCSA	2003-04	176.00	524.00	585.00	1,109.00	1.67	2.04	2.79	2.41	105.32	256.93	209.90	459.55
MRIS	2001-02	366.00	727.00	873.00	1,600.00	2.38	4.12	4.08	4.10	154.04	176.50	213.97	390.29
MRIS	2002-03	452.00	870.00	1,003.00	1,873.00	2.57	2.64	3.40	3.02	175.60	329.03	295.20	620.01
MRIS	2003-04	496.00	1,161.00	1,280.00	2,441.00	2.84	4.30	5.47	4.88	174.85	270.18	233.94	499.76
<b><u>Health Management Department</u></b>													
CCHS	2004-05	284.00	1,176.00	985.00	2,161.00	1.18	3.20	3.07	3.13	241.65	367.42	321.32	689.73
CCHS	2005-06	317.00	1,476.00	0.00	1,476.00	1.35	4.68	0.00	2.34	235.04	315.71		631.41
CLLS	2004-05	0.00	271.00	379.00	650.00	0.00	2.58	2.89	2.74		105.04	131.14	237.66
CLLS	2005-06	217.00	491.00	0.00	491.00	1.74	3.08	0.00	1.54	124.71	159.48		318.96

# FERRIS STATE UNIVERSITY

## Student Credit Hours (SCH), Full Time Equated Faculty (FTEF) and SCH/FTEF Aggregated by Course Prefix within College and Department

Prefix	Year	<u>Student Credit Hours</u>				<u>Full Time Equated Faculty</u>				<u>SCH/FTEF</u>			
		Summer	Fall	Winter	F + W (a)	Summer	Fall	Winter	Avg F + W (b)	Summer	Fall	Winter	F + W (a / b)
<b><u>College of Allied Health Sciences</u></b>													
<b><u>Health Management Department</u></b>													
EHSM	2004-05	246.00	576.00	555.00	1,131.00	1.29	3.26	3.61	3.44	190.78	176.42	153.69	328.97
EHSM	2005-06	299.00	669.00	0.00	669.00	1.71	5.17	0.00	2.58	174.56	129.45		258.90
HCSA	2004-05	132.00	1,125.00	962.00	2,087.00	0.78	4.30	3.21	3.76	169.23	261.58	299.51	555.59
HCSA	2005-06	270.00	1,349.00	0.00	1,349.00	1.72	3.85	0.00	1.92	157.26	350.67		701.35
MRIS	2004-05	714.00	1,185.00	1,308.00	2,493.00	3.37	4.81	5.32	5.06	211.87	246.48	246.03	492.49
MRIS	2005-06	724.00	1,409.00	0.00	1,409.00	4.19	5.26	0.00	2.63	172.68	267.78		535.56
RESP	2004-05	266.00	430.00	423.00	853.00	1.41	2.32	2.19	2.26	188.62	185.41	192.87	378.08
RESP	2005-06	505.00	754.00	0.00	754.00	1.83	4.03	0.00	2.02	275.77	186.91		373.82
<b><u>Health Related Programs</u></b>													
CLLS	2001-02	231.00	190.00	306.00	496.00	2.65	3.00	3.00	3.00	87.17	63.33	102.00	165.33
CLLS	2002-03	200.00	284.00	268.00	552.00	1.45	2.90	2.61	2.75	137.93	97.93	102.68	200.36
CLLS	2003-04	93.00	289.00	406.00	695.00	0.93	2.33	2.65	2.49	100.00	124.03	153.21	279.12
CLLS	2004-05	107.00	0.00	0.00	0.00	0.60	0.00	0.00	0.00	179.53			
NUCM	2001-02	120.00	513.00	341.00	854.00	1.00	2.00	1.90	1.95	120.00	256.50	179.47	437.95
NUCM	2002-03	133.00	503.00	381.00	884.00	1.00	2.38	1.69	2.04	133.00	211.34	225.44	434.40
NUCM	2003-04	120.00	519.00	401.00	920.00	1.00	2.00	2.00	2.00	120.00	259.50	200.50	460.00
NUCM	2004-05	190.00	0.00	0.00	0.00	1.06	0.00	0.00	0.00	179.25			
OPTI	2001-02	32.00	80.00	56.00	136.00	0.33	0.76	1.42	1.09	96.00	104.62	39.44	124.50
OPTI	2002-03	36.00	0.00	0.00	0.00	0.67	0.00	0.00	0.00	54.00			

# FERRIS STATE UNIVERSITY

## Student Credit Hours (SCH), Full Time Equated Faculty (FTEF) and SCH/FTEF Aggregated by Course Prefix within College and Department

Prefix	Year	<u>Student Credit Hours</u>				<u>Full Time Equated Faculty</u>				<u>SCH/FTEF</u>			
		Summer	Fall	Winter	F + W (a)	Summer	Fall	Winter	Avg F + W (b)	Summer	Fall	Winter	F + W (a / b)
<b><u>College of Allied Health Sciences</u></b>													
<b><u>Health Related Programs</u></b>													
RADI	2001-02	844.00	1,041.00	960.00	2,001.00	2.48	2.92	3.00	2.96	340.32	356.91	320.00	676.39
RADI	2002-03	599.00	1,050.00	951.00	2,001.00	2.50	3.00	3.00	3.00	239.60	350.00	317.00	667.00
RADI	2003-04	623.00	1,104.00	993.00	2,097.00	2.50	2.70	2.90	2.80	249.20	408.76	342.41	748.81
RADI	2004-05	664.00	0.00	0.00	0.00	1.26	0.00	0.00	0.00	527.28			
RESP	2001-02	54.00	137.00	112.00	249.00	1.00	2.00	2.00	2.00	54.00	68.50	56.00	124.50
RESP	2002-03	144.00	131.00	132.00	263.00	1.00	2.00	1.86	1.93	144.00	65.50	71.08	136.37
RESP	2003-04	168.00	338.00	453.00	791.00	1.00	2.00	2.41	2.20	168.00	169.00	188.16	358.93
RESP	2004-05	156.00	0.00	0.00	0.00	0.71	0.00	0.00	0.00	221.00			
SONO	2001-02	0.00	125.00	100.00	225.00	0.00	1.00	1.00	1.00		125.00	100.00	225.00
SONO	2002-03	108.00	341.00	331.00	672.00	1.00	1.50	1.50	1.50	108.00	227.33	220.67	448.00
SONO	2003-04	141.00	350.00	330.00	680.00	0.75	2.00	2.00	2.00	187.17	175.00	165.00	340.00
SONO	2004-05	120.00	0.00	0.00	0.00	0.89	0.00	0.00	0.00	134.83			
<b><u>Imaging Sciences</u></b>													
NUCM	2004-05	0.00	710.00	534.00	1,244.00	0.00	2.00	2.11	2.05		355.00	253.08	605.35
NUCM	2005-06	170.00	630.00	0.00	630.00	1.20	1.93	0.00	0.96	141.67	326.67		653.33
RADI	2004-05	0.00	1,068.00	936.00	2,004.00	0.00	2.81	2.48	2.64		380.67	377.42	758.29
RADI	2005-06	607.00	1,020.00	0.00	1,020.00	0.83	3.07	0.00	1.54	731.33	332.14		664.29
SONO	2004-05	0.00	298.00	277.00	575.00	0.00	0.95	1.27	1.11		313.68	218.11	518.02
SONO	2005-06	129.00	274.00	0.00	274.00	1.23	1.63	0.00	0.82	104.77	167.59		335.18

# FERRIS STATE UNIVERSITY

## Student Credit Hours (SCH), Full Time Equated Faculty (FTEF) and SCH/FTEF Aggregated by Course Prefix within College and Department

Prefix	Year	<u>Student Credit Hours</u>				<u>Full Time Equated Faculty</u>				<u>SCH/FTEF</u>			
		Summer	Fall	Winter	F + W (a)	Summer	Fall	Winter	Avg F + W (b)	Summer	Fall	Winter	F + W (a / b)
<b><u>College of Allied Health Sciences</u></b>													
<b><u>Nursing &amp; Dental Hygiene</u></b>													
DHYG	2001-02	64.00	1,324.00	1,190.00	2,514.00	1.00	3.90	4.16	4.03	64.00	339.80	286.06	624.10
DHYG	2002-03	46.00	1,344.00	1,174.00	2,518.00	1.00	4.22	4.34	4.28	46.00	318.18	270.51	588.04
DHYG	2003-04	62.00	1,467.00	1,248.00	2,715.00	1.00	4.91	4.22	4.56	62.00	298.94	295.73	594.92
DHYG	2004-05	68.00	1,489.00	1,397.00	2,886.00	1.00	4.52	5.05	4.78	68.00	329.45	276.63	603.16
DHYG	2005-06	0.00	1,444.00	0.00	1,444.00	0.00	3.76	0.00	1.88		383.61		767.21
NURS	2001-02	551.00	1,370.00	1,292.00	2,662.00	4.00	9.48	8.68	9.08	137.75	144.53	148.87	293.20
NURS	2002-03	598.00	1,271.00	1,310.00	2,581.00	4.76	8.30	9.72	9.01	125.61	153.13	134.80	286.49
NURS	2003-04	366.00	1,633.00	1,710.00	3,343.00	1.64	10.69	12.50	11.59	222.78	152.83	136.82	288.40
NURS	2004-05	476.00	1,820.00	1,712.00	3,532.00	3.48	9.81	10.96	10.39	136.78	185.51	156.16	340.04
NURS	2005-06	366.00	1,824.00	0.00	1,824.00	3.34	9.78	0.00	4.89	109.58	186.43		372.85
<b><u>School of Nursing</u></b>													
NURS	2005-06	0.00	0.00	1,580.00	1,580.00	0.00	0.00	7.60	3.80			207.94	415.89

# FERRIS STATE UNIVERSITY

## Student Credit Hours (SCH), Full Time Equated Faculty (FTEF) and SCH/FTEF Aggregated by Course Prefix within College and Department

Prefix	Year	<u>Student Credit Hours</u>				<u>Full Time Equated Faculty</u>				<u>SCH/FTEF</u>			
		Summer	Fall	Winter	F + W (a)	Summer	Fall	Winter	Avg F + W (b)	Summer	Fall	Winter	F + W (a / b)
<b><u>College of Arts and Sciences</u></b>													
<b><u>Biological Sciences</u></b>													
BIOL	2001-02	1,370.00	6,681.00	5,861.00	12,542.00	7.53	20.12	19.05	19.58	182.00	332.08	307.65	640.40
BIOL	2002-03	1,619.00	7,492.00	6,159.00	13,651.00	8.31	21.74	20.99	21.37	194.76	344.56	293.40	638.86
BIOL	2003-04	1,440.00	8,037.00	6,668.00	14,705.00	8.21	23.28	21.35	22.31	175.48	345.29	312.32	659.03
BIOL	2004-05	1,728.00	7,940.00	6,971.00	14,911.00	7.71	22.23	22.11	22.17	224.10	357.09	315.33	672.55
BIOL	2005-06	1,968.00	8,471.00	7,048.00	15,519.00	8.58	25.99	23.30	24.64	229.33	325.93	302.52	629.73
HORT	2001-02	108.00	326.00	251.00	577.00	0.84	2.41	1.79	2.10	128.25	135.39	140.54	275.17
HORT	2002-03	117.00	277.00	190.00	467.00	0.84	2.36	1.80	2.08	138.94	117.21	105.56	224.34
HORT	2003-04	93.00	301.00	180.00	481.00	0.81	2.24	1.80	2.02	114.96	134.38	100.00	238.12
HORT	2004-05	123.00	233.00	161.00	394.00	0.81	2.22	1.98	2.10	151.47	105.19	81.18	187.69
HORT	2005-06	85.00	212.00	167.00	379.00	0.83	2.15	1.80	1.98	102.24	98.55	92.78	191.84
<b><u>College of Arts &amp; Sciences</u></b>													
COAS	2002-03	0.00	7.00	0.00	7.00	0.00	0.08	0.00	0.04		91.00		182.00
<b><u>Humanities</u></b>													
AFAM	2004-05	0.00	57.00	0.00	57.00	0.00	0.25	0.00	0.13		228.00		456.00
AFAM	2005-06	0.00	27.00	0.00	27.00	0.00	0.25	0.00	0.13		108.00		216.00
AMST	2005-06	0.00	24.00	0.00	24.00	0.00	0.25	0.00	0.13		96.00		192.00
ARTH	2001-02	31.00	210.00	255.00	465.00	0.19	0.58	0.58	0.58	166.00	360.00	437.14	797.14
ARTH	2002-03	0.00	249.00	364.00	613.00	0.00	0.75	0.83	0.79		332.00	436.80	774.32
ARTH	2003-04	0.00	207.00	372.00	579.00	0.00	0.69	1.00	0.84		301.09	372.00	686.22

# FERRIS STATE UNIVERSITY

## Student Credit Hours (SCH), Full Time Equated Faculty (FTEF) and SCH/FTEF Aggregated by Course Prefix within College and Department

Prefix	Year	<u>Student Credit Hours</u>				<u>Full Time Equated Faculty</u>				<u>SCH/FTEF</u>			
		Summer	Fall	Winter	F + W (a)	Summer	Fall	Winter	Avg F + W (b)	Summer	Fall	Winter	F + W (a / b)
<b><u>College of Arts and Sciences</u></b>													
<b><u>Humanities</u></b>													
ARTH	2004-05	51.00	255.00	579.00	834.00	0.35	0.69	1.49	1.09	144.00	370.91	387.85	765.01
ARTH	2005-06	102.00	183.00	435.00	618.00	0.30	0.75	1.00	0.87	340.00	244.59	435.00	707.02
ARTS	2001-02	48.00	531.00	564.00	1,095.00	0.25	2.00	2.00	2.00	192.00	265.50	282.00	547.50
ARTS	2002-03	57.00	582.00	606.00	1,188.00	0.25	2.25	2.25	2.25	228.00	258.67	269.33	528.00
ARTS	2003-04	66.00	598.00	597.00	1,195.00	0.25	2.25	2.25	2.25	264.00	265.78	265.33	531.11
ARTS	2004-05	49.00	556.00	570.00	1,126.00	0.34	2.25	2.25	2.25	144.12	247.11	253.33	500.44
ARTS	2005-06	39.00	516.00	534.00	1,050.00	0.25	2.25	2.00	2.13	156.00	229.33	267.00	494.12
COMH	2001-02	0.00	333.00	0.00	333.00	0.00	1.38	0.00	0.69		242.18		484.36
COMH	2002-03	0.00	405.00	0.00	405.00	0.00	1.50	0.00	0.75		270.00		540.00
COMH	2003-04	0.00	576.00	0.00	576.00	0.00	2.25	0.00	1.13		256.00		512.00
COMH	2004-05	0.00	591.00	0.00	591.00	0.00	2.00	0.00	1.00		295.50		591.00
COMH	2005-06	0.00	624.00	0.00	624.00	0.00	2.00	0.00	1.00		312.00		624.00
COMM	2001-02	756.00	4,533.00	4,440.00	8,973.00	3.00	14.96	14.33	14.65	252.00	302.98	309.87	612.70
COMM	2002-03	627.00	4,857.00	4,646.00	9,503.00	3.00	15.50	16.75	16.13	209.00	313.35	277.37	589.33
COMM	2003-04	653.00	5,135.00	4,494.00	9,629.00	3.22	17.25	16.00	16.63	202.80	297.68	280.88	579.19
COMM	2004-05	780.00	5,101.00	4,214.00	9,315.00	3.54	17.25	16.00	16.63	220.65	295.71	263.38	560.30
COMM	2005-06	880.00	5,148.00	4,380.00	9,528.00	3.97	17.16	14.92	16.04	221.66	299.91	293.57	593.92
HIST	2001-02	378.00	1,947.00	2,028.00	3,975.00	1.25	4.00	4.25	4.13	302.40	486.75	477.18	963.64
HIST	2002-03	414.00	1,533.00	1,947.00	3,480.00	1.50	3.69	4.25	3.97	276.00	415.19	458.12	876.32
HIST	2003-04	279.00	1,881.00	2,439.00	4,320.00	1.25	4.17	5.50	4.83	223.20	451.44	443.45	893.79
HIST	2004-05	567.00	2,661.00	2,520.00	5,181.00	2.00	7.50	6.36	6.93	283.50	354.80	396.40	747.77

# FERRIS STATE UNIVERSITY

## Student Credit Hours (SCH), Full Time Equated Faculty (FTEF) and SCH/FTEF Aggregated by Course Prefix within College and Department

Prefix	Year	<u>Student Credit Hours</u>				<u>Full Time Equated Faculty</u>				<u>SCH/FTEF</u>			
		Summer	Fall	Winter	F + W (a)	Summer	Fall	Winter	Avg F + W (b)	Summer	Fall	Winter	F + W (a / b)
<b><u>College of Arts and Sciences</u></b>													
<b><u>Humanities</u></b>													
HIST	2005-06	513.00	2,529.00	2,310.00	4,839.00	2.51	6.75	5.50	6.13	204.38	374.67	420.00	790.04
HUMN	2001-02	405.00	2,106.00	2,472.00	4,578.00	1.81	6.17	5.92	6.04	223.36	341.51	417.80	757.74
HUMN	2002-03	414.00	2,334.00	2,715.00	5,049.00	1.50	7.23	7.62	7.42	276.00	322.79	356.46	680.12
HUMN	2003-04	471.00	2,589.00	2,460.00	5,049.00	1.50	8.08	6.86	7.47	314.00	320.29	358.75	675.88
HUMN	2004-05	378.00	2,706.00	2,953.00	5,659.00	1.15	8.50	7.76	8.13	329.89	318.35	380.68	696.19
HUMN	2005-06	234.00	2,613.00	2,892.00	5,505.00	0.95	7.00	7.50	7.25	246.32	373.29	385.60	759.31
MUSI	2001-02	95.00	963.00	1,162.00	2,125.00	0.00	3.13	3.79	3.46		308.16	306.46	614.46
MUSI	2002-03	59.00	1,043.00	1,155.00	2,198.00	0.30	3.63	4.01	3.82	196.67	287.72	287.84	575.57
MUSI	2003-04	21.00	882.00	1,214.00	2,096.00	0.59	3.50	4.00	3.75	35.59	252.00	303.53	558.96
MUSI	2004-05	93.00	1,055.00	1,202.00	2,257.00	0.50	3.38	4.00	3.69	186.00	312.59	300.50	612.07
MUSI	2005-06	116.00	1,261.00	1,450.00	2,711.00	0.93	4.50	4.81	4.65	124.75	280.22	301.73	582.66
THTR	2001-02	4.00	334.00	298.00	632.00	0.00	2.00	1.57	1.79		167.00	189.64	353.92
THTR	2002-03	0.00	312.00	264.00	576.00	0.00	2.26	2.00	2.13		138.05	132.00	270.42
THTR	2003-04	0.00	255.00	275.00	530.00	0.00	2.00	2.00	2.00		127.50	137.50	265.00
THTR	2004-05	33.00	224.00	235.00	459.00	0.13	2.25	2.00	2.13	264.00	99.56	117.50	216.00
THTR	2005-06	21.00	203.00	292.00	495.00	0.25	2.00	2.00	2.00	84.00	101.50	146.00	247.50
WGST	2004-05	0.00	0.00	69.00	69.00	0.00	0.00	0.00	0.00				
WGST	2005-06	0.00	0.00	135.00	135.00	0.00	0.00	0.00	0.00				
<b><u>Language and Literature</u></b>													
ENGL	2001-02	1,872.00	10,165.00	7,896.00	18,061.00	7.83	39.85	32.50	36.18	239.08	255.06	242.95	499.24



# FERRIS STATE UNIVERSITY

## Student Credit Hours (SCH), Full Time Equated Faculty (FTEF) and SCH/FTEF Aggregated by Course Prefix within College and Department

Prefix	Year	<u>Student Credit Hours</u>				<u>Full Time Equated Faculty</u>				<u>SCH/FTEF</u>			
		Summer	Fall	Winter	F + W (a)	Summer	Fall	Winter	Avg F + W (b)	Summer	Fall	Winter	F + W (a / b)
<b><u>College of Arts and Sciences</u></b>													
<b><u>Language and Literature</u></b>													
ENGL	2002-03	1,928.00	9,510.00	7,938.00	17,448.00	9.37	40.81	32.96	36.88	205.76	233.03	240.87	473.06
ENGL	2003-04	1,686.00	10,103.00	7,821.00	17,924.00	8.16	39.13	32.80	35.96	206.58	258.21	238.45	498.40
ENGL	2004-05	1,905.00	9,398.00	7,189.00	16,587.00	9.05	38.90	32.12	35.51	210.50	241.61	223.84	467.15
ENGL	2005-06	1,844.00	9,590.00	7,728.00	17,318.00	9.17	40.05	33.50	36.77	201.08	239.47	230.71	470.96
FREN	2001-02	191.00	422.00	364.00	786.00	0.82	1.66	1.66	1.66	233.44	254.22	219.28	473.49
FREN	2002-03	149.00	421.00	368.00	789.00	0.82	1.67	1.92	1.79	182.11	252.10	191.67	439.55
FREN	2003-04	96.00	369.00	327.00	696.00	0.83	1.54	1.33	1.43	115.66	240.23	245.60	485.45
FREN	2004-05	110.00	350.00	378.00	728.00	0.25	1.25	1.33	1.29	440.00	280.00	284.21	564.34
FREN	2005-06	194.00	345.00	413.00	758.00	0.58	1.58	2.00	1.79	334.48	218.35	206.50	423.46
GERM	2001-02	29.00	239.00	202.00	441.00	0.25	1.00	1.00	1.00	116.00	239.00	202.00	441.00
GERM	2002-03	0.00	219.00	197.00	416.00	0.00	1.00	1.00	1.00		219.00	197.00	416.00
GERM	2003-04	30.00	231.00	242.00	473.00	0.25	1.00	0.92	0.96	120.00	231.00	264.00	493.57
GERM	2004-05	0.00	219.00	226.00	445.00	0.00	1.00	0.92	0.96		219.00	246.55	464.35
GERM	2005-06	15.00	272.00	334.00	606.00	0.25	1.00	1.25	1.13	60.00	272.00	267.20	538.67
JRNL	2001-02	0.00	144.00	114.00	258.00	0.00	0.92	0.67	0.79		157.09	171.00	325.89
JRNL	2002-03	0.00	111.00	180.00	291.00	0.00	0.67	1.25	0.96		166.50	144.00	303.65
JRNL	2003-04	0.00	129.00	129.00	258.00	0.00	0.67	0.67	0.67		193.50	193.50	387.00
JRNL	2004-05	0.00	144.00	123.00	267.00	0.00	0.92	0.67	0.79		157.09	184.50	337.26
JRNL	2005-06	0.00	162.00	138.00	300.00	0.00	1.00	0.67	0.83		162.00	207.00	360.00
LANG	2002-03	0.00	0.00	75.00	75.00	0.00	0.00	0.25	0.13			300.00	600.00
LANG	2003-04	27.00	7.00	168.00	175.00	0.25	0.00	0.50	0.25	108.00		336.96	702.01

# FERRIS STATE UNIVERSITY

## Student Credit Hours (SCH), Full Time Equated Faculty (FTEF) and SCH/FTEF Aggregated by Course Prefix within College and Department

Prefix	Year	<u>Student Credit Hours</u>				<u>Full Time Equated Faculty</u>				<u>SCH/FTEF</u>			
		Summer	Fall	Winter	F + W (a)	Summer	Fall	Winter	Avg F + W (b)	Summer	Fall	Winter	F + W (a / b)
<b><u>College of Arts and Sciences</u></b>													
<b><u>Language and Literature</u></b>													
LANG	2004-05	57.00	8.00	117.00	125.00	0.25	0.00	0.50	0.25	228.00		234.00	500.00
LANG	2005-06	48.00	99.00	174.00	273.00	0.25	0.50	0.75	0.62	192.00	199.45	232.00	438.07
LITR	2001-02	153.00	1,452.00	1,719.00	3,171.00	0.75	6.14	6.83	6.49	204.00	236.51	251.56	488.87
LITR	2002-03	261.00	1,689.00	1,893.00	3,582.00	1.79	7.65	9.22	8.44	145.81	220.85	205.25	424.65
LITR	2003-04	144.00	1,368.00	1,686.00	3,054.00	0.75	6.92	6.68	6.80	192.37	197.78	252.36	449.20
LITR	2004-05	159.00	1,194.00	1,430.00	2,624.00	1.20	6.67	8.22	7.44	132.50	179.10	173.91	352.47
LITR	2005-06	135.00	1,161.00	1,448.00	2,609.00	0.90	5.35	6.93	6.14	150.38	217.01	209.05	425.03
SPAN	2001-02	123.00	911.00	855.00	1,766.00	0.65	3.33	3.33	3.33	189.76	273.57	256.76	530.33
SPAN	2002-03	192.00	948.00	943.00	1,891.00	1.57	3.33	4.00	3.67	122.36	284.68	235.75	515.96
SPAN	2003-04	359.00	1,084.00	1,120.00	2,204.00	1.66	4.00	4.58	4.29	216.27	271.00	244.54	513.75
SPAN	2004-05	121.00	1,036.00	1,233.00	2,269.00	0.33	3.66	4.58	4.12	366.67	283.06	269.21	550.73
SPAN	2005-06	445.00	1,275.00	1,517.00	2,792.00	1.91	4.66	5.33	4.99	232.98	273.61	284.62	558.96
<b><u>Mathematics</u></b>													
CPSC	2001-02	39.00	69.00	32.00	101.00	0.25	0.25	0.33	0.29	155.43	276.00	96.00	346.29
CPSC	2002-03	0.00	47.00	120.00	167.00	0.00	0.53	0.58	0.56		88.13	205.71	299.10
CPSC	2003-04	0.00	166.00	63.00	229.00	0.00	0.86	0.25	0.55		193.91	252.00	414.08
CPSC	2004-05	12.00	181.00	115.00	296.00	0.25	0.80	0.86	0.83	48.00	226.93	134.34	357.99
CPSC	2005-06	18.00	180.00	36.00	216.00	0.25	0.61	0.25	0.43	72.00	297.00	144.00	504.64
MATH	2001-02	1,173.00	10,398.00	8,037.00	18,435.00	5.83	30.39	24.32	27.35	201.23	342.15	330.51	673.96
MATH	2002-03	1,144.00	10,423.00	7,841.00	18,264.00	7.07	30.86	25.00	27.93	161.81	337.79	313.64	653.96

# FERRIS STATE UNIVERSITY

## Student Credit Hours (SCH), Full Time Equated Faculty (FTEF) and SCH/FTEF Aggregated by Course Prefix within College and Department

Prefix	Year	<u>Student Credit Hours</u>				<u>Full Time Equated Faculty</u>				<u>SCH/FTEF</u>			
		Summer	Fall	Winter	F + W (a)	Summer	Fall	Winter	Avg F + W (b)	Summer	Fall	Winter	F + W (a / b)
<b><u>College of Arts and Sciences</u></b>													
<b><u>Mathematics</u></b>													
MATH	2003-04	924.00	10,810.00	7,705.00	18,515.00	5.07	31.95	24.83	28.39	182.25	338.30	310.31	652.12
MATH	2004-05	1,159.00	9,834.00	7,487.00	17,321.00	4.74	32.33	27.18	29.76	244.61	304.18	275.44	582.11
MATH	2005-06	1,058.00	10,192.00	7,591.00	17,783.00	4.99	30.83	26.22	28.53	211.91	330.54	289.51	623.38
<b><u>Physical Sciences</u></b>													
ASTR	2001-02	80.00	0.00	220.00	220.00	0.40	0.00	0.56	0.28	200.00		396.00	792.00
ASTR	2002-03	84.00	292.00	300.00	592.00	0.40	0.60	0.60	0.60	210.00	486.67	500.00	986.67
ASTR	2003-04	66.00	292.00	309.00	601.00	0.32	0.60	0.60	0.60	206.25	486.67	515.00	1,001.67
ASTR	2004-05	0.00	300.00	316.00	616.00	0.00	0.60	0.60	0.60		500.00	526.67	1,026.67
ASTR	2005-06	39.00	224.00	308.00	532.00	0.32	0.67	0.78	0.72	121.88	336.00	397.42	738.03
CHEM	2001-02	589.00	3,735.00	3,418.00	7,153.00	3.64	10.27	11.14	10.71	161.77	363.50	306.71	667.91
CHEM	2002-03	644.00	4,279.00	3,462.00	7,741.00	3.44	11.08	12.69	11.88	187.38	386.29	272.90	651.52
CHEM	2003-04	648.00	4,652.00	3,829.00	8,481.00	3.52	12.15	13.02	12.58	184.09	382.91	294.13	673.97
CHEM	2004-05	778.00	4,870.00	3,982.00	8,852.00	2.48	13.03	13.07	13.05	313.14	373.75	304.74	678.39
CHEM	2005-06	925.00	5,441.00	4,488.00	9,929.00	3.12	13.69	13.81	13.75	296.47	397.40	324.98	722.07
GEOL	2001-02	0.00	341.00	47.00	388.00	0.00	1.00	0.44	0.72		341.00	105.75	537.23
GEOL	2002-03	9.00	263.00	99.00	362.00	0.00	1.00	0.67	0.83		263.00	148.57	434.49
GEOL	2003-04	9.00	344.00	81.00	425.00	0.17	1.00	0.33	0.67	52.50	344.00	243.00	637.50
GEOL	2004-05	12.00	345.00	84.00	429.00	0.17	1.00	0.33	0.67	70.00	345.00	252.00	643.50
GEOL	2005-06	0.00	368.00	78.00	446.00	0.00	1.00	0.33	0.67		368.00	234.00	669.00
INCT	2001-02	0.00	50.00	53.00	103.00	0.00	0.67	0.80	0.73		75.00	66.48	140.71

# FERRIS STATE UNIVERSITY

## Student Credit Hours (SCH), Full Time Equated Faculty (FTEF) and SCH/FTEF Aggregated by Course Prefix within College and Department

Prefix	Year	<u>Student Credit Hours</u>				<u>Full Time Equated Faculty</u>				<u>SCH/FTEF</u>			
		Summer	Fall	Winter	F + W (a)	Summer	Fall	Winter	Avg F + W (b)	Summer	Fall	Winter	F + W (a / b)
<b><u>College of Arts and Sciences</u></b>													
<b><u>Physical Sciences</u></b>													
INCT	2002-03	0.00	36.00	0.00	36.00	0.00	0.67	0.00	0.33		54.00		108.00
INCT	2003-04	12.00	0.00	0.00	0.00	0.17	0.00	0.00	0.00	71.86			
PHSC	2001-02	0.00	176.00	272.00	448.00	0.00	0.85	0.71	0.78		207.00	385.51	575.92
PHSC	2002-03	0.00	172.00	280.00	452.00	0.00	0.67	0.67	0.67		258.00	420.00	678.00
PHSC	2003-04	84.00	192.00	288.00	480.00	0.23	0.67	0.67	0.67	367.50	288.00	432.00	720.00
PHSC	2004-05	76.00	184.00	288.00	472.00	0.23	0.67	0.67	0.67	332.50	276.00	432.00	708.00
PHSC	2005-06	92.00	200.00	292.00	492.00	0.40	0.60	0.67	0.63	230.00	333.33	438.00	776.84
PHYS	2001-02	152.00	1,327.00	1,414.00	2,741.00	0.87	4.03	4.36	4.19	174.71	329.46	324.23	653.48
PHYS	2002-03	36.00	1,469.00	1,525.00	2,994.00	0.40	4.30	4.59	4.44	90.00	341.25	332.61	673.58
PHYS	2003-04	140.00	1,444.00	1,554.00	2,998.00	1.00	4.30	4.40	4.35	140.00	335.44	353.18	688.82
PHYS	2004-05	65.00	1,563.00	1,721.00	3,284.00	0.33	4.57	4.80	4.68	196.97	342.14	358.54	701.09
PHYS	2005-06	96.00	1,536.00	1,851.00	3,387.00	0.44	4.40	5.04	4.72	218.18	348.96	367.63	717.84
<b><u>Social Sciences</u></b>													
ANTH	2001-02	51.00	333.00	414.00	747.00	0.25	1.00	1.00	1.00	204.00	333.00	414.00	747.00
ANTH	2002-03	11.00	463.00	429.00	892.00	0.00	1.25	1.00	1.13		370.40	429.00	792.89
ANTH	2003-04	0.00	378.00	426.00	804.00	0.00	1.00	1.00	1.00		378.00	426.00	804.00
ANTH	2004-05	0.00	388.00	351.00	739.00	0.00	1.00	1.00	1.00		388.00	351.00	739.00
ANTH	2005-06	6.00	507.00	424.00	931.00	0.00	1.00	1.25	1.13		507.00	339.20	827.56
GEOG	2001-02	183.00	1,034.00	882.00	1,916.00	0.50	2.50	2.75	2.63	366.00	413.60	320.73	729.90
GEOG	2002-03	201.00	1,081.00	1,191.00	2,272.00	0.75	3.00	3.25	3.13	268.00	360.33	366.46	727.04

# FERRIS STATE UNIVERSITY

## Student Credit Hours (SCH), Full Time Equated Faculty (FTEF) and SCH/FTEF Aggregated by Course Prefix within College and Department

Prefix	Year	<u>Student Credit Hours</u>				<u>Full Time Equated Faculty</u>				<u>SCH/FTEF</u>			
		Summer	Fall	Winter	F + W (a)	Summer	Fall	Winter	Avg F + W (b)	Summer	Fall	Winter	F + W (a / b)
<u>College of Arts and Sciences</u>													
<u>Social Sciences</u>													
GEOG	2003-04	280.00	1,236.00	1,425.00	2,661.00	1.00	3.33	3.80	3.57	280.00	370.80	375.12	746.20
GEOG	2004-05	153.00	1,245.00	1,443.00	2,688.00	0.50	3.50	4.06	3.78	306.00	355.71	355.20	710.88
GEOG	2005-06	228.00	1,089.00	1,521.00	2,610.00	1.00	3.00	4.50	3.75	228.00	363.00	338.00	696.00
PLSC	2001-02	537.00	966.00	1,212.00	2,178.00	2.16	2.50	2.88	2.69	248.61	386.40	421.57	810.42
PLSC	2002-03	639.00	1,081.00	1,330.00	2,411.00	2.50	2.71	3.08	2.90	255.60	398.34	431.82	832.27
PLSC	2003-04	696.00	924.00	1,331.00	2,255.00	2.17	3.33	3.83	3.58	321.23	277.48	347.52	629.89
PLSC	2004-05	648.00	937.00	1,275.00	2,212.00	2.00	3.18	3.75	3.46	324.00	294.65	340.00	638.38
PLSC	2005-06	638.00	1,086.00	1,273.00	2,359.00	2.53	2.64	3.42	3.03	252.54	411.88	372.22	778.98
PSYC	2001-02	595.00	3,483.00	3,514.00	6,997.00	1.75	8.89	8.00	8.44	340.00	391.94	439.25	828.70
PSYC	2002-03	609.00	3,468.00	3,559.00	7,027.00	2.09	8.41	8.41	8.41	291.26	412.37	423.19	835.55
PSYC	2003-04	557.00	3,669.00	3,816.00	7,485.00	1.83	9.91	9.25	9.58	304.37	370.23	412.76	781.52
PSYC	2004-05	405.00	3,579.00	3,516.00	7,095.00	1.75	9.16	8.41	8.79	231.43	390.72	418.07	807.63
PSYC	2005-06	329.00	3,456.00	3,474.00	6,930.00	1.33	9.08	8.99	9.03	247.37	380.62	386.43	767.02
SCWK	2001-02	215.00	632.00	768.00	1,400.00	2.32	6.09	6.07	6.08	92.75	103.78	126.52	230.27
SCWK	2002-03	325.00	645.00	795.00	1,440.00	3.75	4.92	5.66	5.29	86.67	131.01	140.46	272.13
SCWK	2003-04	228.00	635.00	985.00	1,620.00	2.10	5.02	6.14	5.58	108.57	126.47	160.42	290.29
SCWK	2004-05	425.00	781.00	1,006.00	1,787.00	4.92	5.76	6.82	6.29	86.37	135.63	147.51	284.14
SCWK	2005-06	408.00	765.00	1,060.00	1,825.00	2.31	6.01	6.38	6.19	176.62	127.29	166.19	294.64
SOCY	2001-02	312.00	2,499.00	2,565.00	5,064.00	1.25	6.50	6.00	6.25	249.60	384.46	427.50	810.24
SOCY	2002-03	294.00	2,757.00	2,658.00	5,415.00	1.00	7.00	7.00	7.00	294.00	393.86	379.71	773.57
SOCY	2003-04	234.00	2,742.00	2,664.00	5,406.00	0.75	7.98	6.25	7.12	312.00	343.58	426.24	759.76

# FERRIS STATE UNIVERSITY

## Student Credit Hours (SCH), Full Time Equated Faculty (FTEF) and SCH/FTEF Aggregated by Course Prefix within College and Department

Prefix	Year	<u>Student Credit Hours</u>				<u>Full Time Equated Faculty</u>				<u>SCH/FTEF</u>			
		Summer	Fall	Winter	F + W (a)	Summer	Fall	Winter	Avg F + W (b)	Summer	Fall	Winter	F + W (a / b)
<u>College of Arts and Sciences</u>													
<u>Social Sciences</u>													
SOCY	2004-05	351.00	2,706.00	2,772.00	5,478.00	2.45	7.67	7.00	7.34	143.00	352.73	396.00	746.75
SOCY	2005-06	273.00	2,745.00	2,736.00	5,481.00	1.25	7.50	6.57	7.03	218.40	366.00	416.55	779.21
SSCI	2001-02	0.00	269.00	373.00	642.00	0.00	0.63	1.18	0.90		429.39	315.21	709.47
SSCI	2002-03	0.00	246.00	402.00	648.00	0.00	0.79	1.20	0.99		312.05	335.00	651.80
SSCI	2003-04	3.00	287.00	413.00	700.00	0.00	0.52	1.05	0.78		556.87	393.33	894.35
SSCI	2004-05	54.00	306.00	454.00	760.00	0.57	1.10	1.10	1.10	95.04	277.72	412.73	690.34
SSCI	2005-06	36.00	238.00	531.00	769.00	0.47	1.17	1.58	1.37	76.00	204.00	336.90	560.74

# FERRIS STATE UNIVERSITY

## Student Credit Hours (SCH), Full Time Equated Faculty (FTEF) and SCH/FTEF Aggregated by Course Prefix within College and Department

Prefix	Year	<u>Student Credit Hours</u>				<u>Full Time Equated Faculty</u>				<u>SCH/FTEF</u>			
		Summer	Fall	Winter	F + W (a)	Summer	Fall	Winter	Avg F + W (b)	Summer	Fall	Winter	F + W (a / b)
<b><u>College of Business</u></b>													
<b><u>Accountancy, Finance, Econ. &amp; Statistics</u></b>													
ACCT	2002-03	0.00	0.00	2,229.00	2,229.00	0.00	0.00	9.25	4.63			240.97	481.95
ACCT	2003-04	252.00	2,289.00	2,307.00	4,596.00	1.50	8.75	8.25	8.50	168.00	261.60	279.64	540.71
ACCT	2004-05	285.00	2,466.00	2,290.00	4,756.00	1.50	8.50	7.42	7.96	190.00	290.12	308.76	597.61
ACCT	2005-06	387.00	2,799.00	0.00	2,799.00	1.25	8.58	0.00	4.29	309.60	326.10		652.19
ECON	2002-03	0.00	0.00	1,734.00	1,734.00	0.00	0.00	4.00	2.00			433.50	867.00
ECON	2003-04	528.00	1,887.00	1,830.00	3,717.00	1.50	4.00	4.50	4.25	352.00	471.75	406.67	874.59
ECON	2004-05	603.00	1,905.00	1,944.00	3,849.00	2.00	4.25	4.50	4.38	301.50	448.24	432.00	879.77
ECON	2005-06	534.00	1,917.00	0.00	1,917.00	2.00	4.50	0.00	2.25	267.00	426.00		852.00
FINC	2002-03	0.00	0.00	873.00	873.00	0.00	0.00	3.50	1.75			249.43	498.86
FINC	2003-04	267.00	804.00	966.00	1,770.00	1.00	4.00	3.75	3.88	267.00	201.00	257.60	456.77
FINC	2004-05	264.00	957.00	825.00	1,782.00	1.17	4.75	3.00	3.88	226.29	201.47	275.00	459.87
FINC	2005-06	225.00	924.00	0.00	924.00	1.00	4.33	0.00	2.17	225.00	213.23		426.46
STQM	2002-03	0.00	0.00	978.00	978.00	0.00	0.00	3.75	1.88			260.80	521.60
STQM	2003-04	93.00	711.00	837.00	1,548.00	0.50	3.25	3.50	3.38	186.00	218.77	239.14	458.67
STQM	2004-05	102.00	753.00	741.00	1,494.00	0.50	3.00	3.00	3.00	204.00	251.00	247.00	498.00
STQM	2005-06	105.00	768.00	0.00	768.00	0.50	2.50	0.00	1.25	210.00	307.20		614.40
<b><u>Accountancy/Econ/Applied Stats</u></b>													
ACCT	2001-02	423.00	2,424.00	2,469.00	4,893.00	2.00	10.00	9.75	9.88	211.50	242.40	253.23	495.49
ACCT	2002-03	336.00	2,655.00	0.00	2,655.00	2.00	10.25	0.00	5.13	168.00	259.02		518.05
ECON	2001-02	444.00	1,572.00	1,752.00	3,324.00	1.25	4.00	4.00	4.00	355.20	393.00	438.00	831.00

# FERRIS STATE UNIVERSITY

## Student Credit Hours (SCH), Full Time Equated Faculty (FTEF) and SCH/FTEF Aggregated by Course Prefix within College and Department

Prefix	Year	<u>Student Credit Hours</u>				<u>Full Time Equated Faculty</u>				<u>SCH/FTEF</u>			
		Summer	Fall	Winter	F + W (a)	Summer	Fall	Winter	Avg F + W (b)	Summer	Fall	Winter	F + W (a / b)
<b><u>College of Business</u></b>													
<b><u>Accountancy/Econ/Applied Stats</u></b>													
ECON	2002-03	402.00	1,740.00	0.00	1,740.00	0.92	4.00	0.00	2.00	436.96	435.00		870.00
STQM	2001-02	249.00	900.00	1,050.00	1,950.00	1.50	3.50	4.00	3.75	166.00	257.14	262.50	520.00
STQM	2002-03	255.00	849.00	0.00	849.00	1.25	3.75	0.00	1.88	204.00	226.40		452.80
<b><u>College of Business Graduate Programs</u></b>													
HSCJ	2005-06	0.00	0.00	123.00	123.00	0.00	0.00	0.67	0.33			184.50	369.00
MISM	2002-03	0.00	0.00	759.00	759.00	0.00	0.00	7.25	3.62			104.69	209.38
MISM	2003-04	363.00	379.00	339.00	718.00	2.67	2.83	2.22	2.53	135.79	133.76	152.55	284.04
MISM	2004-05	102.00	411.00	351.00	762.00	1.08	3.25	2.58	2.92	94.15	126.46	135.87	261.26
MISM	2005-06	81.00	294.00	243.00	537.00	0.33	2.30	1.92	2.11	245.88	127.83	126.78	254.70
MMBA	2003-04	0.00	498.00	465.00	963.00	0.00	3.33	2.78	3.05		149.70	167.27	315.39
MMBA	2004-05	312.00	450.00	438.00	888.00	1.66	3.24	3.44	3.34	188.33	138.77	127.36	265.80
MMBA	2005-06	300.00	432.00	351.00	783.00	1.49	3.33	2.41	2.87	201.91	129.73	145.44	272.66
MTED	2003-04	159.00	0.00	0.00	0.00	1.34	0.00	0.00	0.00	118.95			
MTED	2004-05	114.00	0.00	0.00	0.00	1.25	0.00	0.00	0.00	91.20			
MTED	2005-06	15.00	0.00	0.00	0.00	0.17	0.00	0.00	0.00	89.55			
<b><u>Computer Information Systems Dept</u></b>													
ACCT	2005-06	0.00	0.00	2,604.00	2,604.00	0.00	0.00	7.50	3.75			347.20	694.40
CISM	2001-02	486.00	105.00	84.00	189.00	2.91	0.50	0.75	0.63	167.03	210.00	112.00	302.40



# FERRIS STATE UNIVERSITY

## Student Credit Hours (SCH), Full Time Equated Faculty (FTEF) and SCH/FTEF Aggregated by Course Prefix within College and Department

Prefix	Year	<u>Student Credit Hours</u>				<u>Full Time Equated Faculty</u>				<u>SCH/FTEF</u>				
		Summer	Fall	Winter	F + W (a)	Summer	Fall	Winter	Avg F + W (b)	Summer	Fall	Winter	F + W (a / b)	
<b><u>College of Business</u></b>														
<b><u>Computer Information Systems Dept</u></b>														
CISM	2002-03	210.00	0.00	0.00	0.00	0.95	0.00	0.00	0.00	220.42				
CIST	2002-03	0.00	57.00	39.00	96.00	0.00	0.67	0.67	0.67		85.50	58.50	144.00	
CIST	2003-04	0.00	3.00	0.00	3.00	0.00	0.00	0.00	0.00					
FINC	2005-06	0.00	0.00	972.00	972.00	0.00	0.00	4.00	2.00			243.00	486.00	
ISYS	2001-02	882.00	4,743.00	4,895.00	9,638.00	3.81	19.00	18.61	18.80	231.70	249.63	263.05	512.55	
ISYS	2002-03	822.00	4,278.00	4,079.00	8,357.00	4.05	18.77	17.23	18.00	203.19	227.98	236.69	464.30	
ISYS	2003-04	789.00	3,902.00	3,810.00	7,712.00	4.00	15.92	14.63	15.27	197.25	245.15	260.46	504.97	
ISYS	2004-05	615.00	3,294.00	3,180.00	6,474.00	2.50	14.01	13.00	13.50	246.00	235.12	244.62	479.38	
ISYS	2005-06	813.00	2,988.00	2,961.00	5,949.00	3.34	12.25	12.33	12.29	243.78	243.92	240.08	483.99	
MISM	2001-02	521.00	1,177.00	1,111.00	2,288.00	5.11	8.33	7.92	8.12	101.96	141.30	140.34	281.66	
MISM	2002-03	495.00	929.00	0.00	929.00	4.34	7.25	0.00	3.62	114.06	128.14		256.28	
<b><u>Management</u></b>														
BLAW	2001-02	309.00	1,227.00	1,180.00	2,407.00	1.00	4.11	3.39	3.75	309.00	298.46	347.67	641.43	
BLAW	2002-03	233.00	1,260.00	1,335.00	2,595.00	1.00	4.12	4.14	4.13	233.00	305.76	322.15	627.96	
BLAW	2003-04	168.00	1,032.00	1,118.00	2,150.00	0.86	3.54	3.42	3.48	195.35	291.62	327.21	618.20	
BLAW	2004-05	189.00	984.00	1,127.00	2,111.00	1.50	2.87	3.30	3.08	126.00	342.75	341.84	684.53	
BLAW	2005-06	105.00	1,032.00	1,183.00	2,215.00	0.27	3.19	3.14	3.16	385.00	323.28	377.30	700.09	
BUSN	2001-02	24.00	657.00	354.00	1,011.00	0.25	2.17	1.00	1.58	96.00	303.23	354.00	638.53	
BUSN	2002-03	0.00	666.00	447.00	1,113.00	0.00	3.00	1.52	2.26		222.00	293.55	492.18	

# FERRIS STATE UNIVERSITY

## Student Credit Hours (SCH), Full Time Equated Faculty (FTEF) and SCH/FTEF Aggregated by Course Prefix within College and Department

Prefix	Year	<u>Student Credit Hours</u>				<u>Full Time Equated Faculty</u>				<u>SCH/FTEF</u>			
		Summer	Fall	Winter	F + W (a)	Summer	Fall	Winter	Avg F + W (b)	Summer	Fall	Winter	F + W (a / b)
<b><u>College of Business</u></b>													
<b><u>Management</u></b>													
BUSN	2003-04	0.00	606.00	807.00	1,413.00	0.00	2.92	2.70	2.81		207.77	298.89	503.15
BUSN	2004-05	117.00	750.00	1,104.00	1,854.00	0.50	2.50	3.25	2.88	234.00	300.00	339.69	644.87
BUSN	2005-06	138.00	858.00	1,074.00	1,932.00	0.38	3.00	3.36	3.18	368.00	286.00	319.91	607.82
ECON	2005-06	0.00	0.00	1,935.00	1,935.00	0.00	0.00	4.50	2.25			430.00	860.00
FINC	2001-02	246.00	852.00	861.00	1,713.00	0.75	3.27	3.00	3.14	328.00	260.33	287.00	546.17
FINC	2002-03	366.00	885.00	0.00	885.00	1.50	3.92	0.00	1.96	244.00	225.96		451.91
HOMT	2002-03	0.00	0.00	184.00	184.00	0.00	0.00	1.61	0.81			113.97	227.94
HOMT	2003-04	25.00	128.00	290.00	418.00	0.27	0.96	1.03	0.99	94.00	133.63	282.63	421.38
HOMT	2004-05	140.00	106.00	464.00	570.00	0.26	0.49	1.50	0.99	545.07	217.53	309.89	574.43
HOMT	2005-06	158.00	156.00	476.00	632.00	0.50	0.49	2.17	1.33	314.75	316.27	219.08	474.12
INSR	2001-02	0.00	60.00	0.00	60.00	0.00	0.25	0.00	0.13		240.00		480.00
INSR	2002-03	0.00	0.00	51.00	51.00	0.00	0.00	0.25	0.13			204.00	408.00
INTB	2001-02	75.00	285.00	309.00	594.00	0.75	1.64	1.88	1.76	100.00	173.63	164.80	337.84
INTB	2002-03	165.00	333.00	258.00	591.00	1.25	1.75	1.75	1.75	132.00	190.29	147.55	337.85
INTB	2003-04	57.00	348.00	381.00	729.00	0.50	2.17	1.75	1.96	114.00	160.62	217.71	372.26
INTB	2004-05	24.00	303.00	351.00	654.00	0.25	1.51	1.08	1.30	96.00	200.66	324.00	504.37
INTB	2005-06	27.00	363.00	264.00	627.00	0.25	1.50	0.89	1.20	108.00	242.00	295.68	524.06
LLAW	2001-02	0.00	247.00	268.00	515.00	0.00	0.81	1.25	1.03		305.81	213.84	499.77
LLAW	2002-03	0.00	226.00	208.00	434.00	0.00	1.13	1.25	1.19		200.16	165.97	364.34
LLAW	2003-04	0.00	265.00	264.00	529.00	0.00	1.13	1.25	1.19		234.70	210.65	444.10

# FERRIS STATE UNIVERSITY

## Student Credit Hours (SCH), Full Time Equated Faculty (FTEF) and SCH/FTEF Aggregated by Course Prefix within College and Department

Prefix	Year	<u>Student Credit Hours</u>				<u>Full Time Equated Faculty</u>				<u>SCH/FTEF</u>			
		Summer	Fall	Winter	F + W (a)	Summer	Fall	Winter	Avg F + W (b)	Summer	Fall	Winter	F + W (a / b)
<b><u>College of Business</u></b>													
<b><u>Management</u></b>													
LLAW	2004-05	0.00	313.00	313.00	626.00	0.00	1.13	1.18	1.16		277.21	264.85	541.77
LLAW	2005-06	0.00	331.00	306.00	637.00	0.00	1.06	1.18	1.12		312.95	258.92	568.87
MGMT	2001-02	481.00	2,352.00	2,977.00	5,329.00	2.08	7.74	9.41	8.58	231.25	303.70	316.37	621.30
MGMT	2002-03	639.00	2,278.00	2,954.00	5,232.00	2.73	8.08	9.97	9.03	234.30	281.81	296.33	579.66
MGMT	2003-04	585.00	2,484.00	2,851.00	5,335.00	2.06	8.25	7.96	8.11	284.30	301.09	358.05	658.13
MGMT	2004-05	594.00	2,832.00	3,288.00	6,120.00	2.00	8.51	10.25	9.38	297.00	332.82	320.78	652.49
MGMT	2005-06	672.00	2,994.00	3,573.00	6,567.00	1.63	9.25	10.25	9.75	413.54	323.68	348.59	673.54
REAL	2001-02	0.00	69.00	114.00	183.00	0.00	0.25	0.50	0.38		274.63	228.00	487.19
REAL	2002-03	0.00	30.00	123.00	153.00	0.00	0.25	0.77	0.51		120.00	159.18	299.20
REAL	2003-04	6.00	75.00	168.00	243.00	0.00	0.25	0.50	0.38		297.62	336.00	646.28
REAL	2004-05	0.00	51.00	135.00	186.00	0.00	0.25	0.75	0.50		204.00	180.34	372.53
REAL	2005-06	0.00	75.00	133.00	208.00	0.00	0.25	0.50	0.38		300.00	266.00	554.67
RFIM	2002-03	0.00	0.00	280.00	280.00	0.00	0.00	2.14	1.07			131.11	262.23
RFIM	2003-04	137.00	447.00	354.00	801.00	0.23	2.29	1.39	1.84	585.36	195.01	253.96	434.61
RFIM	2004-05	153.00	451.00	364.00	815.00	0.49	2.01	1.28	1.64	310.25	224.08	285.40	495.72
RFIM	2005-06	138.00	562.00	309.00	871.00	0.50	2.59	1.10	1.84	277.10	217.26	280.91	472.50
<b><u>Marketing</u></b>													
ADV G	2001-02	126.00	647.00	660.00	1,307.00	0.50	1.92	2.42	2.17	252.00	337.57	273.10	603.23
ADV G	2002-03	120.00	665.00	597.00	1,262.00	0.50	1.92	2.00	1.96	240.00	346.96	298.50	644.43
ADV G	2003-04	126.00	671.00	705.00	1,376.00	0.50	2.17	2.17	2.17	252.00	309.69	324.88	634.59

# FERRIS STATE UNIVERSITY

## Student Credit Hours (SCH), Full Time Equated Faculty (FTEF) and SCH/FTEF Aggregated by Course Prefix within College and Department

Prefix	Year	<u>Student Credit Hours</u>				<u>Full Time Equated Faculty</u>				<u>SCH/FTEF</u>			
		Summer	Fall	Winter	F + W (a)	Summer	Fall	Winter	Avg F + W (b)	Summer	Fall	Winter	F + W (a / b)
<b><u>College of Business</u></b>													
<b><u>Marketing</u></b>													
ADVG	2004-05	117.00	751.00	742.00	1,493.00	0.42	2.50	2.55	2.52	280.80	300.40	291.25	591.57
ADVG	2005-06	84.00	633.00	798.00	1,431.00	0.50	2.50	2.63	2.56	168.00	253.20	304.00	558.44
ECOM	2001-02	33.00	21.00	30.00	51.00	0.25	0.25	0.33	0.29	132.00	84.00	90.00	174.86
ECOM	2002-03	99.00	33.00	111.00	144.00	0.50	0.25	0.50	0.38	198.00	132.00	222.00	384.00
ECOM	2003-04	117.00	0.00	141.00	141.00	0.50	0.00	0.50	0.25	234.00		282.00	564.00
ECOM	2004-05	126.00	0.00	129.00	129.00	0.50	0.00	0.50	0.25	252.00		258.00	516.00
ECOM	2005-06	114.00	0.00	54.00	54.00	0.50	0.00	0.25	0.13	228.00		216.00	432.00
HOMT	2001-02	21.00	65.00	187.00	252.00	0.23	0.99	1.95	1.47	89.57	65.77	95.98	171.62
HOMT	2002-03	26.00	80.00	0.00	80.00	0.27	0.98	0.00	0.49	95.50	81.66		163.32
MIMG	2001-02	2.00	85.00	4.00	89.00	0.00	0.88	0.33	0.60		97.14	12.00	147.31
MIMG	2002-03	12.00	110.00	17.00	127.00	0.20	0.63	0.40	0.51	60.00	176.00	42.50	247.80
MIMG	2003-04	52.00	124.00	5.00	129.00	1.00	0.75	0.33	0.54	52.00	165.33	15.00	238.15
MIMG	2004-05	42.00	138.00	10.00	148.00	0.78	0.88	0.50	0.69	53.85	157.71	20.00	215.27
MIMG	2005-06	40.00	146.00	6.00	152.00	0.42	0.75	0.44	0.60	94.59	194.67	13.50	254.51
MKTG	2001-02	780.00	2,061.00	1,962.00	4,023.00	3.42	7.50	6.25	6.88	228.29	274.80	313.92	585.16
MKTG	2002-03	624.00	1,923.00	2,073.00	3,996.00	2.44	7.25	6.75	7.00	255.45	265.24	307.11	570.86
MKTG	2003-04	499.00	1,833.00	2,013.00	3,846.00	1.44	6.17	5.95	6.06	345.97	297.24	338.32	634.83
MKTG	2004-05	523.00	2,163.00	2,042.00	4,205.00	2.43	6.92	6.15	6.54	214.93	312.72	331.78	643.39
MKTG	2005-06	604.00	2,235.00	2,070.00	4,305.00	2.50	7.25	6.63	6.94	241.60	308.28	312.45	620.54
PGMG	2001-02	242.00	330.00	186.00	516.00	0.88	0.88	0.88	0.88	275.00	375.00	211.36	586.36
PGMG	2002-03	248.00	246.00	170.00	416.00	0.88	0.88	0.88	0.88	281.82	279.55	193.18	472.73

# FERRIS STATE UNIVERSITY

## Student Credit Hours (SCH), Full Time Equated Faculty (FTEF) and SCH/FTEF Aggregated by Course Prefix within College and Department

Prefix	Year	<u>Student Credit Hours</u>				<u>Full Time Equated Faculty</u>				<u>SCH/FTEF</u>			
		Summer	Fall	Winter	F + W (a)	Summer	Fall	Winter	Avg F + W (b)	Summer	Fall	Winter	F + W (a / b)
<b><u>College of Business</u></b>													
<b><u>Marketing</u></b>													
PGMG	2003-04	292.00	288.00	161.00	449.00	0.95	0.88	0.88	0.88	306.08	327.27	182.95	510.23
PGMG	2004-05	350.00	296.00	178.00	474.00	1.17	0.88	0.93	0.90	299.15	336.36	191.89	524.45
PGMG	2005-06	338.00	289.00	149.00	438.00	1.33	0.94	0.94	0.94	254.14	307.45	158.51	465.96
PREL	2001-02	18.00	260.00	303.00	563.00	0.00	1.00	1.50	1.25		260.00	202.00	450.40
PREL	2002-03	33.00	376.00	370.00	746.00	0.00	1.25	1.75	1.50		300.80	211.43	497.33
PREL	2003-04	30.00	316.00	297.00	613.00	0.00	1.25	1.25	1.25		252.80	237.60	490.40
PREL	2004-05	33.00	300.00	293.00	593.00	0.00	1.25	1.46	1.36		240.00	200.10	436.95
PREL	2005-06	27.00	298.00	276.00	574.00	0.25	1.00	1.25	1.13	108.00	298.00	220.80	510.22
PTMG	2001-02	68.00	189.00	88.00	277.00	0.20	0.21	0.20	0.21	331.71	921.95	429.27	1,351.22
PTMG	2002-03	50.00	132.00	62.00	194.00	0.20	0.20	0.20	0.20	243.90	643.90	302.44	946.34
PTMG	2003-04	40.00	128.00	52.00	180.00	0.20	0.67	0.50	0.58	195.12	191.04	104.00	307.69
PTMG	2004-05	50.00	122.00	64.00	186.00	0.50	0.67	0.67	0.67	100.00	182.09	95.52	277.61
PTMG	2005-06	52.00	145.00	62.00	207.00	0.67	0.67	0.67	0.67	77.61	216.42	92.54	308.96
RETG	2001-02	306.00	485.00	501.00	986.00	0.83	1.75	1.50	1.63	367.20	277.14	334.00	606.77
RETG	2002-03	261.00	498.00	501.00	999.00	1.00	1.75	1.75	1.75	261.00	284.57	286.29	570.86
RETG	2003-04	177.00	528.00	534.00	1,062.00	0.75	2.00	1.50	1.75	236.00	264.00	356.00	606.86
RETG	2004-05	180.00	207.00	297.00	504.00	0.65	0.75	0.64	0.70	276.92	276.00	462.00	723.69
RETG	2005-06	99.00	303.00	462.00	765.00	0.50	1.25	0.63	0.94	198.00	242.40	739.20	816.00
RFIM	2001-02	43.00	324.00	280.00	604.00	0.27	2.43	1.63	2.03	161.93	133.24	172.03	297.58
RFIM	2002-03	35.00	352.00	0.00	352.00	1.23	2.27	0.00	1.14	28.51	155.04		310.09
STQM	2005-06	0.00	0.00	849.00	849.00	0.00	0.00	2.88	1.44			295.30	590.61

# FERRIS STATE UNIVERSITY

## Student Credit Hours (SCH), Full Time Equated Faculty (FTEF) and SCH/FTEF Aggregated by Course Prefix within College and Department

Prefix	Year	<u>Student Credit Hours</u>				<u>Full Time Equated Faculty</u>				<u>SCH/FTEF</u>			
		Summer	Fall	Winter	F + W (a)	Summer	Fall	Winter	Avg F + W (b)	Summer	Fall	Winter	F + W (a / b)
<b><u>College of Business</u></b>													
<b><u>Marketing</u></b>													
VISC	2001-02	0.00	844.00	768.00	1,612.00	0.00	7.34	5.20	6.27		114.93	147.58	256.94
VISC	2002-03	0.00	247.00	250.00	497.00	0.00	2.08	1.82	1.95		118.73	137.25	254.75
VISC	2003-04	0.00	30.00	15.00	45.00	0.00	0.25	0.00	0.13		120.00		360.00
VISD	2001-02	0.00	501.00	429.00	930.00	0.00	3.67	2.62	3.14		136.64	163.57	295.74
VISD	2002-03	0.00	867.00	765.00	1,632.00	0.00	4.96	4.93	4.95		174.72	155.22	330.01
VISD	2003-04	0.00	1,179.00	1,068.00	2,247.00	0.00	7.00	6.25	6.63		168.43	170.88	339.17
VISD	2004-05	0.00	1,251.00	1,074.00	2,325.00	0.00	6.75	6.14	6.45		185.33	174.84	360.66
VISD	2005-06	39.00	1,482.00	1,125.00	2,607.00	0.27	7.25	6.50	6.87	143.00	204.41	173.08	379.20

# FERRIS STATE UNIVERSITY

## Student Credit Hours (SCH), Full Time Equated Faculty (FTEF) and SCH/FTEF Aggregated by Course Prefix within College and Department

Prefix	Year	<u>Student Credit Hours</u>				<u>Full Time Equated Faculty</u>				<u>SCH/FTEF</u>			
		Summer	Fall	Winter	F + W (a)	Summer	Fall	Winter	Avg F + W (b)	Summer	Fall	Winter	F + W (a / b)
<b><u>College of Education &amp; Human Serv</u></b>													
<b><u>Criminal Justice</u></b>													
CRIM	2001-02	1,471.00	3,329.00	3,324.00	6,653.00	9.29	13.47	14.51	13.99	158.34	247.18	229.08	475.59
CRIM	2002-03	1,318.00	3,080.00	3,462.00	6,542.00	9.57	15.30	16.43	15.86	137.72	201.35	210.71	412.40
CRIM	2003-04	1,329.00	3,761.00	3,675.00	7,436.00	9.54	16.67	15.98	16.33	139.31	225.67	229.91	455.49
CRIM	2004-05	1,642.00	3,301.00	3,819.00	7,120.00	6.81	14.10	16.20	15.15	241.07	234.18	235.71	470.00
CRIM	2005-06	1,333.00	4,291.00	4,434.00	8,725.00	7.18	18.29	20.68	19.49	185.61	234.54	214.36	447.67
MSCI	2001-02	0.00	54.00	36.00	90.00	0.00	0.00	0.00	0.00				
MSCI	2002-03	0.00	43.00	46.00	89.00	0.00	0.00	0.00	0.00				
MSCI	2003-04	0.00	28.00	28.00	56.00	0.00	0.00	0.00	0.00				
MSCI	2004-05	0.00	24.00	33.00	57.00	0.00	0.00	0.00	0.00				
MSCI	2005-06	0.00	59.00	62.00	121.00	0.00	0.00	0.00	0.00				
<b><u>Leisure Studies and Wellness</u></b>													
HLTH	2001-02	49.00	358.00	322.00	680.00	0.08	1.48	0.95	1.22	583.33	241.49	338.95	559.11
HLTH	2002-03	26.00	380.00	413.00	793.00	0.12	1.30	1.33	1.32	216.67	292.31	309.75	602.28
HLTH	2003-04	45.00	361.00	339.00	700.00	0.25	1.15	1.11	1.13	181.82	313.44	306.06	619.65
HLTH	2004-05	38.00	414.00	193.00	607.00	0.17	1.33	0.81	1.07	223.53	310.50	237.05	565.30
PHED	2001-02	132.00	642.00	715.00	1,357.00	0.99	2.25	2.35	2.30	133.87	284.78	304.28	589.47
PHED	2002-03	200.00	533.00	662.00	1,195.00	1.29	2.49	2.46	2.48	155.04	214.06	268.87	482.62
PHED	2003-04	70.00	413.00	513.00	926.00	0.44	1.55	1.73	1.64	157.44	267.16	297.27	566.09
PHED	2004-05	58.00	358.00	419.00	777.00	0.40	1.24	1.28	1.26	143.52	287.81	328.08	616.42
RMLS	2001-02	111.00	541.00	414.00	955.00	0.69	2.59	2.60	2.60	160.87	208.74	159.22	367.88

# FERRIS STATE UNIVERSITY

## Student Credit Hours (SCH), Full Time Equated Faculty (FTEF) and SCH/FTEF Aggregated by Course Prefix within College and Department

Prefix	Year	<u>Student Credit Hours</u>				<u>Full Time Equated Faculty</u>				<u>SCH/FTEF</u>			
		Summer	Fall	Winter	F + W (a)	Summer	Fall	Winter	Avg F + W (b)	Summer	Fall	Winter	F + W (a / b)
<b><u>College of Education &amp; Human Serv</u></b>													
<b><u>Leisure Studies and Wellness</u></b>													
RMLS	2002-03	69.00	432.00	461.00	893.00	0.50	2.21	2.66	2.43	138.00	195.92	173.30	367.11
RMLS	2003-04	78.00	474.00	432.00	906.00	0.46	2.35	2.17	2.26	170.65	201.78	199.38	401.26
RMLS	2004-05	79.00	716.00	464.00	1,180.00	0.60	3.11	2.56	2.83	132.58	230.39	181.34	416.49
<b><u>Recreation Leisure Services &amp; Wellness</u></b>													
RMLS	2005-06	223.00	1,294.00	1,147.00	2,441.00	1.70	4.56	5.35	4.96	131.51	283.63	214.21	492.30
<b><u>School of Education</u></b>													
ECTE	2001-02	0.00	0.00	239.00	239.00	0.00	0.00	1.78	0.89			134.46	268.91
ECTE	2002-03	423.00	265.00	356.00	621.00	3.29	1.81	2.11	1.96	128.64	146.47	168.76	316.94
ECTE	2003-04	189.00	267.00	220.00	487.00	1.54	1.92	1.53	1.72	122.83	139.07	144.14	282.62
ECTE	2004-05	237.00	104.00	245.00	349.00	2.72	0.54	2.03	1.29	87.13	191.41	120.55	271.00
ECTE	2005-06	237.00	260.00	319.00	579.00	1.56	1.47	2.32	1.90	151.69	176.40	137.58	305.34
EDCD	2001-02	42.00	324.00	395.00	719.00	0.41	2.42	2.41	2.42	101.61	133.88	163.80	297.63
EDCD	2002-03	52.00	323.00	500.00	823.00	0.52	1.67	2.63	2.15	100.94	193.80	190.11	383.09
EDCD	2003-04	127.00	400.00	494.00	894.00	0.55	1.69	2.39	2.04	229.36	237.39	206.69	438.77
EDCD	2004-05	113.00	414.00	371.00	785.00	1.02	2.00	1.84	1.92	110.78	206.54	201.63	408.38
EDCD	2005-06	33.00	375.00	244.00	619.00	0.35	1.75	1.42	1.59	94.29	214.29	171.83	390.54
EDLA	2002-03	0.00	0.00	226.00	226.00	0.00	0.00	0.59	0.30			382.15	764.30
EDLA	2003-04	114.00	440.00	367.00	807.00	0.50	1.43	1.77	1.60	228.00	308.51	206.86	504.32
EDLA	2004-05	252.00	343.00	548.00	891.00	0.97	1.44	2.01	1.72	261.05	239.01	272.23	516.81



# FERRIS STATE UNIVERSITY

## Student Credit Hours (SCH), Full Time Equated Faculty (FTEF) and SCH/FTEF Aggregated by Course Prefix within College and Department

Prefix	Year	<u>Student Credit Hours</u>				<u>Full Time Equated Faculty</u>				<u>SCH/FTEF</u>			
		Summer	Fall	Winter	F + W (a)	Summer	Fall	Winter	Avg F + W (b)	Summer	Fall	Winter	F + W (a / b)
<u>College of Education &amp; Human Serv</u>													
<u>School of Education</u>													
EDLA	2005-06	291.00	720.00	688.00	1,408.00	1.69	2.02	2.71	2.37	172.69	355.82	253.78	594.78
EDPE	2004-05	0.00	81.00	63.00	144.00	0.00	0.66	0.50	0.58		122.17	126.00	247.63
EDPE	2005-06	3.00	156.00	58.00	214.00	0.21	0.82	0.33	0.58	14.00	190.67	174.00	371.68
EDPH	2003-04	90.00	0.00	24.00	24.00	0.33	0.00	0.25	0.13	271.08		96.00	192.00
EDPH	2004-05	78.00	0.00	18.00	18.00	0.76	0.00	0.25	0.13	102.63		72.00	144.00
EDPH	2005-06	79.00	21.00	3.00	24.00	0.76	0.25	0.00	0.13	103.95	84.00		192.00
EDUC	2001-02	1,765.00	3,397.00	3,059.00	6,456.00	8.38	14.87	16.34	15.60	210.73	228.45	187.27	413.78
EDUC	2002-03	1,394.00	4,046.00	3,643.00	7,689.00	8.51	19.65	17.69	18.67	163.84	205.92	205.94	411.85
EDUC	2003-04	1,875.00	4,451.00	4,711.00	9,162.00	6.55	21.62	24.29	22.95	286.45	205.88	193.98	399.17
EDUC	2004-05	1,535.00	4,937.00	4,476.00	9,413.00	7.66	26.65	25.76	26.21	200.49	185.22	173.74	359.16
EDUC	2005-06	1,637.00	4,842.00	4,321.00	9,163.00	8.49	26.44	24.76	25.60	192.81	183.12	174.52	357.93
ERLA	2002-03	0.00	3.00	0.00	3.00	0.00	0.00	0.00	0.00				
ERLA	2003-04	0.00	3.00	36.00	39.00	0.00	0.00	0.20	0.10			180.00	390.00
ERLA	2004-05	0.00	0.00	75.00	75.00	0.00	0.00	0.33	0.17			227.27	454.55
ERLA	2005-06	78.00	45.00	42.00	87.00	0.25	0.25	0.23	0.24	312.00	180.00	186.20	365.88
ESPN	2003-04	0.00	0.00	42.00	42.00	0.00	0.00	0.38	0.19			112.00	224.00
ESPN	2004-05	87.00	99.00	129.00	228.00	0.83	0.66	0.58	0.62	104.82	149.25	222.41	366.76
ESPN	2005-06	72.00	129.00	237.00	366.00	0.33	0.75	1.16	0.96	218.18	172.00	204.31	383.25
<u>Television Production</u>													

# FERRIS STATE UNIVERSITY

## Student Credit Hours (SCH), Full Time Equated Faculty (FTEF) and SCH/FTEF Aggregated by Course Prefix within College and Department

Prefix	Year	<u>Student Credit Hours</u>				<u>Full Time Equated Faculty</u>				<u>SCH/FTEF</u>			
		Summer	Fall	Winter	F + W (a)	Summer	Fall	Winter	Avg F + W (b)	Summer	Fall	Winter	F + W (a / b)
<u>College of Education &amp; Human Serv</u>													
<u>Television Production</u>													
TVPR	2001-02	42.00	573.00	458.00	1,031.00	0.15	4.16	3.42	3.79	280.00	137.74	133.92	272.03
TVPR	2002-03	222.00	801.00	490.00	1,291.00	2.11	4.42	3.67	4.04	105.03	181.22	133.51	319.16
TVPR	2003-04	225.00	869.00	696.00	1,565.00	2.00	4.99	3.84	4.42	112.50	174.15	181.25	354.47
TVPR	2004-05	244.00	822.00	766.00	1,588.00	1.83	5.24	5.25	5.25	133.33	156.87	145.90	302.76
TVPR	2005-06	258.00	1,016.00	890.00	1,906.00	0.85	6.45	6.01	6.23	303.53	157.59	148.09	306.01

# FERRIS STATE UNIVERSITY

## Student Credit Hours (SCH), Full Time Equated Faculty (FTEF) and SCH/FTEF Aggregated by Course Prefix within College and Department

Prefix	Year	<u>Student Credit Hours</u>				<u>Full Time Equated Faculty</u>				<u>SCH/FTEF</u>			
		Summer	Fall	Winter	F + W (a)	Summer	Fall	Winter	Avg F + W (b)	Summer	Fall	Winter	F + W (a / b)
<u>College of Optometry</u>													
<u>Optometry</u>													
OPTM	2001-02	443.00	2,357.00	2,396.00	4,753.00	13.25	20.66	20.25	20.45	33.43	114.11	118.32	232.39
OPTM	2002-03	405.00	2,295.00	2,362.00	4,657.00	11.00	19.17	20.30	19.73	36.82	119.74	116.37	236.01
OPTM	2003-04	416.00	2,362.00	2,403.00	4,765.00	10.00	18.65	19.30	18.98	41.60	126.65	124.49	251.10
OPTM	2004-05	403.00	2,384.00	2,362.00	4,746.00	11.00	21.15	22.14	21.65	36.64	112.72	106.67	219.24
OPTM	2005-06	476.00	2,145.00	2,343.00	4,488.00	11.75	16.65	16.74	16.69	40.51	128.83	139.99	268.85

# FERRIS STATE UNIVERSITY

## Student Credit Hours (SCH), Full Time Equated Faculty (FTEF) and SCH/FTEF Aggregated by Course Prefix within College and Department

Prefix	Year	<u>Student Credit Hours</u>				<u>Full Time Equated Faculty</u>				<u>SCH/FTEF</u>			
		Summer	Fall	Winter	F + W (a)	Summer	Fall	Winter	Avg F + W (b)	Summer	Fall	Winter	F + W (a / b)
<u>College of Pharmacy</u>													
<u>Pharmacy</u>													
PHAD	2001-02	96.00	571.00	446.00	1,017.00	2.00	3.04	2.57	2.80	48.00	187.93	173.62	362.74
PHAD	2002-03	193.00	737.00	812.00	1,549.00	2.00	2.43	2.48	2.46	96.50	303.01	327.46	630.71
PHAD	2003-04	160.00	795.00	787.00	1,582.00	2.00	2.11	2.90	2.50	80.00	377.66	271.55	632.39
PHAD	2004-05	208.00	811.00	868.00	1,679.00	3.00	2.12	2.94	2.53	69.33	382.08	295.32	663.41
PHAD	2005-06	147.00	908.00	846.00	1,754.00	2.22	1.27	0.89	1.08	66.10	712.72	947.29	1,618.78
PHAR	2001-02	109.00	726.00	490.00	1,216.00	2.78	1.87	1.82	1.85	39.19	388.95	268.61	658.95
PHAR	2002-03	108.00	711.00	490.00	1,201.00	2.78	1.70	1.82	1.76	38.83	418.01	268.61	681.40
PHAR	2003-04	123.00	744.00	532.00	1,276.00	2.00	1.98	1.72	1.85	61.50	375.68	309.09	689.44
PHAR	2004-05	90.00	840.00	562.00	1,402.00	2.00	2.00	1.74	1.87	45.00	420.00	322.51	749.22
PHAR	2005-06	93.00	894.00	614.00	1,508.00	2.00	1.75	1.18	1.47	46.50	510.86	518.87	1,028.18
PHCG	2001-02	4.00	0.00	46.00	46.00	0.96	0.00	0.31	0.16	4.18		147.66	295.32
PHCG	2002-03	6.00	0.00	2.00	2.00	1.00	0.00	0.30	0.15	6.00		6.77	13.54
PHCG	2003-04	0.00	20.00	20.00	40.00	0.00	0.32	0.30	0.31		62.70	67.10	129.65
PHCG	2004-05	10.00	0.00	32.00	32.00	1.00	0.00	0.31	0.15	10.00		103.68	207.36
PHCG	2005-06	24.00	0.00	56.00	56.00	0.50	0.00	0.32	0.16	48.00		176.68	353.36
PHCH	2001-02	344.00	1,405.00	1,197.00	2,602.00	4.61	4.71	4.79	4.75	74.55	298.24	249.87	547.71
PHCH	2002-03	295.00	1,261.00	972.00	2,233.00	5.25	4.72	3.32	4.02	56.14	267.16	292.41	555.19
PHCH	2003-04	260.00	1,214.00	991.00	2,205.00	4.35	2.93	3.31	3.12	59.77	414.66	299.23	706.78
PHCH	2004-05	246.00	1,429.00	1,083.00	2,512.00	5.29	3.81	4.41	4.11	46.54	375.18	245.61	611.33
PHCH	2005-06	307.00	1,617.00	1,336.00	2,953.00	5.85	3.88	4.46	4.17	52.49	416.94	299.22	707.89
PHCL	2001-02	113.00	657.00	398.00	1,055.00	2.46	2.76	2.37	2.57	45.95	237.70	167.98	411.04

# FERRIS STATE UNIVERSITY

## Student Credit Hours (SCH), Full Time Equated Faculty (FTEF) and SCH/FTEF Aggregated by Course Prefix within College and Department

Prefix	Year	<u>Student Credit Hours</u>				<u>Full Time Equated Faculty</u>				<u>SCH/FTEF</u>			
		Summer	Fall	Winter	F + W (a)	Summer	Fall	Winter	Avg F + W (b)	Summer	Fall	Winter	F + W (a / b)
<u>College of Pharmacy</u>													
<u>Pharmacy</u>													
PHCL	2002-03	186.00	467.00	320.00	787.00	1.27	1.78	1.61	1.70	146.29	261.98	198.88	464.09
PHCL	2003-04	150.00	495.00	362.00	857.00	0.58	1.75	1.48	1.62	260.50	282.11	244.24	529.54
PHCL	2004-05	177.00	499.00	292.00	791.00	0.71	1.79	1.03	1.41	247.80	278.38	283.03	560.16
PHCL	2005-06	138.00	532.00	372.00	904.00	0.64	1.83	0.77	1.30	214.36	290.98	485.24	696.73
PHPR	2001-02	26.00	2,100.00	1,931.00	4,031.00	1.20	16.46	17.20	16.83	21.64	127.55	112.24	239.46
PHPR	2002-03	182.00	2,271.00	2,876.00	5,147.00	2.89	21.18	21.15	21.17	62.92	107.20	136.01	243.18
PHPR	2003-04	295.00	3,214.00	3,722.00	6,936.00	11.17	24.66	24.74	24.70	26.40	130.34	150.47	280.84
PHPR	2004-05	1,371.00	2,964.00	3,480.00	6,444.00	23.10	26.78	27.49	27.13	59.35	110.70	126.60	237.50
PHPR	2005-06	1,097.00	3,292.00	3,705.00	6,997.00	24.18	29.21	28.94	29.08	45.36	112.69	128.03	240.65

# FERRIS STATE UNIVERSITY

## Student Credit Hours (SCH), Full Time Equated Faculty (FTEF) and SCH/FTEF Aggregated by Course Prefix within College and Department

Prefix	Year	<u>Student Credit Hours</u>				<u>Full Time Equated Faculty</u>				<u>SCH/FTEF</u>			
		Summer	Fall	Winter	F + W (a)	Summer	Fall	Winter	Avg F + W (b)	Summer	Fall	Winter	F + W (a / b)
<u>College of Profess &amp; Tech Studies</u>													
<u>Professional &amp; Technological Studies</u>													
APPS	2003-04	4.00	0.00	0.00	0.00	0.00	0.00	0.00	0.00				
APPS	2004-05	0.00	48.00	33.00	81.00	0.00	0.25	0.25	0.25		192.00	132.00	324.00
APPS	2005-06	33.00	396.00	97.00	493.00	0.00	3.26	1.50	2.38		121.47	64.67	207.14
DAGD	2003-04	0.00	82.00	118.00	200.00	0.00	1.00	1.33	1.17		82.00	88.72	171.67
DAGD	2004-05	27.00	320.00	320.00	640.00	0.25	1.50	2.09	1.79	108.00	213.33	153.11	356.55
DAGD	2005-06	27.00	585.00	713.00	1,298.00	1.00	3.00	3.75	3.38	27.00	195.00	190.13	384.59

# FERRIS STATE UNIVERSITY

## Student Credit Hours (SCH), Full Time Equated Faculty (FTEF) and SCH/FTEF Aggregated by Course Prefix within College and Department

Prefix	Year	<u>Student Credit Hours</u>				<u>Full Time Equated Faculty</u>				<u>SCH/FTEF</u>			
		Summer	Fall	Winter	F + W (a)	Summer	Fall	Winter	Avg F + W (b)	Summer	Fall	Winter	F + W (a / b)
<b><u>College of Technology</u></b>													
<b><u>Architectural Tech &amp; Facilities Mgmt</u></b>													
ARCH	2001-02	0.00	877.00	860.00	1,737.00	0.00	5.06	4.86	4.96		173.41	176.85	350.20
ARCH	2002-03	0.00	760.00	580.00	1,340.00	0.00	5.14	4.58	4.86		147.89	126.56	275.67
ARCH	2003-04	0.00	900.00	770.00	1,670.00	0.00	4.53	5.10	4.82		198.46	150.98	346.65
ARCH	2004-05	0.00	971.00	795.00	1,766.00	0.00	4.83	4.95	4.89		201.21	160.61	361.30
ARCH	2005-06	0.00	871.00	759.00	1,630.00	0.00	3.29	3.96	3.63		264.66	191.60	449.50
FMAN	2001-02	62.00	241.00	299.00	540.00	0.92	1.52	2.61	2.06	67.39	158.27	114.68	261.51
FMAN	2002-03	104.00	294.00	312.00	606.00	0.92	2.17	2.83	2.50	113.04	135.29	110.36	242.39
FMAN	2003-04	93.00	267.00	165.00	432.00	0.92	1.50	0.90	1.20	101.09	178.00	183.33	360.00
FMAN	2004-05	26.00	51.00	162.00	213.00	0.21	0.58	1.05	0.82	123.81	87.43	154.29	260.82
FMAN	2005-06	44.00	300.00	312.00	612.00	0.31	1.20	1.87	1.53	141.94	250.00	166.97	398.88
<b><u>Automotive</u></b>													
ABOD	2001-02	0.00	340.00	382.00	722.00	0.00	2.00	2.38	2.19		170.00	160.19	329.33
ABOD	2002-03	0.00	368.00	372.00	740.00	0.00	1.91	2.31	2.11		192.76	161.20	350.98
ABOD	2003-04	0.00	494.00	470.00	964.00	0.00	2.41	3.40	2.90		205.06	138.24	331.89
ABOD	2004-05	0.00	444.00	456.00	900.00	0.00	2.41	2.45	2.43		184.30	185.78	370.09
ABOD	2005-06	0.00	442.00	444.00	886.00	0.00	3.00	3.40	3.20		147.33	130.59	276.88
AHEM	2001-02	183.00	613.00	642.00	1,255.00	2.07	3.00	3.00	3.00	88.41	204.33	214.00	418.33
AHEM	2002-03	311.00	838.00	745.00	1,583.00	1.91	3.00	3.50	3.25	162.83	279.33	212.86	487.08
AHEM	2003-04	249.00	811.00	821.00	1,632.00	1.83	3.00	3.58	3.29	136.07	270.33	229.33	496.05
AHEM	2004-05	245.00	825.00	679.00	1,504.00	1.69	3.00	3.00	3.00	144.97	275.00	226.33	501.33
AHEM	2005-06	286.00	970.00	930.00	1,900.00	1.91	3.29	4.08	3.69	149.74	294.46	227.94	515.32

# FERRIS STATE UNIVERSITY

## Student Credit Hours (SCH), Full Time Equated Faculty (FTEF) and SCH/FTEF Aggregated by Course Prefix within College and Department

Prefix	Year	<u>Student Credit Hours</u>				<u>Full Time Equated Faculty</u>				<u>SCH/FTEF</u>			
		Summer	Fall	Winter	F + W (a)	Summer	Fall	Winter	Avg F + W (b)	Summer	Fall	Winter	F + W (a / b)
<b><u>College of Technology</u></b>													
<b><u>Automotive</u></b>													
AUTO	2001-02	364.00	2,072.00	1,760.00	3,832.00	3.07	14.42	13.04	13.73	118.57	143.69	135.02	279.14
AUTO	2002-03	370.00	2,051.00	1,979.00	4,030.00	3.84	13.63	14.10	13.86	96.35	150.53	140.33	290.69
AUTO	2003-04	254.00	2,745.00	2,691.00	5,436.00	2.67	15.00	15.75	15.38	95.13	183.00	170.86	353.56
AUTO	2004-05	384.00	3,028.00	2,913.00	5,941.00	3.51	18.00	19.05	18.52	109.40	168.22	152.95	320.74
AUTO	2005-06	564.00	2,842.00	2,717.00	5,559.00	6.50	17.25	18.65	17.95	86.77	164.74	145.68	309.68
<b><u>Construction Technology &amp; Management</u></b>													
BCTM	2001-02	0.00	210.00	222.00	432.00	0.00	0.91	1.30	1.11		230.45	170.41	390.25
BCTM	2002-03	0.00	261.00	282.00	543.00	0.00	0.87	1.50	1.18		301.15	188.07	458.99
BCTM	2003-04	0.00	210.00	348.00	558.00	0.00	0.56	2.07	1.31		372.58	168.44	424.38
BCTM	2004-05	0.00	297.00	288.00	585.00	0.00	1.18	1.25	1.21		252.23	230.25	481.82
BCTM	2005-06	0.00	300.00	303.00	603.00	0.00	1.21	1.43	1.32		247.06	211.56	455.69
CETM	2001-02	0.00	18.00	45.00	63.00	0.00	0.33	0.82	0.58		54.00	55.00	109.42
CETM	2002-03	0.00	42.00	153.00	195.00	0.00	0.30	1.60	0.95		140.00	95.63	205.26
CETM	2003-04	0.00	36.00	171.00	207.00	0.00	0.27	0.76	0.52		132.00	223.60	399.04
CETM	2004-05	0.00	39.00	129.00	168.00	0.00	0.30	0.80	0.55		130.00	162.17	306.72
CETM	2005-06	0.00	79.00	170.00	249.00	0.00	0.64	0.91	0.77		124.14	187.00	322.24
CONM	2001-02	0.00	2,007.00	1,676.00	3,683.00	0.00	8.56	8.21	8.38		234.47	204.21	439.31
CONM	2002-03	0.00	2,233.00	1,733.00	3,966.00	0.00	7.48	7.41	7.45		298.40	233.85	532.56
CONM	2003-04	0.00	2,298.00	1,940.00	4,238.00	0.00	8.40	7.52	7.96		273.48	257.86	532.21
CONM	2004-05	54.00	2,366.00	2,132.00	4,498.00	0.66	8.07	8.78	8.42	81.82	293.26	242.89	534.03
CONM	2005-06	64.00	2,615.00	2,262.00	4,877.00	0.66	8.98	10.62	9.80	96.97	291.29	213.02	497.75



# FERRIS STATE UNIVERSITY

## Student Credit Hours (SCH), Full Time Equated Faculty (FTEF) and SCH/FTEF Aggregated by Course Prefix within College and Department

Prefix	Year	<u>Student Credit Hours</u>				<u>Full Time Equated Faculty</u>				<u>SCH/FTEF</u>			
		Summer	Fall	Winter	F + W (a)	Summer	Fall	Winter	Avg F + W (b)	Summer	Fall	Winter	F + W (a / b)
<b><u>College of Technology</u></b>													
<b><u>Construction Technology &amp; Management</u></b>													
<b><u>Electronics/CNS</u></b>													
ECNS	2001-02	0.00	330.00	122.00	452.00	0.00	2.01	1.35	1.68		164.02	90.42	268.96
ECNS	2002-03	0.00	274.00	247.00	521.00	0.00	2.13	1.73	1.93		128.59	142.55	269.71
ECNS	2003-04	0.00	405.00	270.00	675.00	0.00	2.42	1.40	1.91		167.59	193.34	354.04
ECNS	2004-05	0.00	379.00	300.00	679.00	0.00	2.17	1.90	2.04		174.25	157.63	332.99
ECNS	2005-06	0.00	455.00	334.00	789.00	0.00	2.43	2.27	2.35		187.04	147.32	335.76
EEET	2001-02	86.00	1,326.00	1,427.00	2,753.00	0.67	7.99	9.25	8.62	128.36	166.00	154.21	319.34
EEET	2002-03	108.00	1,143.00	1,365.00	2,508.00	0.67	5.90	8.78	7.34	161.19	193.58	155.47	341.58
EEET	2003-04	84.00	1,280.00	1,329.00	2,609.00	0.67	6.42	8.21	7.31	125.37	199.45	161.94	356.80
EEET	2004-05	92.00	1,230.00	1,228.00	2,458.00	0.67	6.64	6.27	6.46	137.31	185.10	195.95	380.74
EEET	2005-06	84.00	1,131.00	1,173.00	2,304.00	0.67	6.22	6.23	6.23	125.37	181.85	188.20	370.05
<b><u>HVACR</u></b>													
HVAC	2001-02	102.00	1,353.00	1,174.00	2,527.00	0.67	6.75	7.82	7.28	152.24	200.44	150.18	346.94
HVAC	2002-03	96.00	1,381.00	1,163.00	2,544.00	0.67	5.85	7.69	6.77	143.28	236.01	151.29	375.81
HVAC	2003-04	140.00	1,435.00	1,146.00	2,581.00	1.08	6.95	7.00	6.97	129.63	206.50	163.79	370.15
HVAC	2004-05	112.00	1,485.00	1,202.00	2,687.00	0.75	7.19	6.66	6.92	149.33	206.61	180.48	388.08
HVAC	2005-06	166.00	1,547.00	1,195.00	2,742.00	0.83	8.05	8.64	8.34	200.00	192.25	138.31	328.65
<b><u>Heavy Equipment</u></b>													
HEQK	2001-02	60.00	0.00	0.00	0.00	0.67	0.00	0.00	0.00	89.55			

# FERRIS STATE UNIVERSITY

## Student Credit Hours (SCH), Full Time Equated Faculty (FTEF) and SCH/FTEF Aggregated by Course Prefix within College and Department

Prefix	Year	<u>Student Credit Hours</u>				<u>Full Time Equated Faculty</u>				<u>SCH/FTEF</u>			
		Summer	Fall	Winter	F + W (a)	Summer	Fall	Winter	Avg F + W (b)	Summer	Fall	Winter	F + W (a / b)
<b><u>College of Technology</u></b>													
<b><u>Heavy Equipment</u></b>													
HEQK	2002-03	106.00	0.00	0.00	0.00	1.16	0.00	0.00	0.00	91.38			
HEQT	2001-02	0.00	804.00	754.00	1,558.00	0.00	5.77	5.70	5.74		139.32	132.27	271.63
HEQT	2002-03	96.00	714.00	714.00	1,428.00	0.67	5.20	5.24	5.22	143.28	137.18	136.34	273.52
HEQT	2003-04	112.00	576.00	560.00	1,136.00	0.67	4.16	5.92	5.04	167.16	138.40	94.67	225.45
HEQT	2004-05	72.00	662.00	538.00	1,200.00	0.67	4.19	2.78	3.49	107.46	158.05	193.21	344.18
HEQT	2005-06	112.00	784.00	502.00	1,286.00	0.67	4.35	2.62	3.49	167.16	180.15	191.27	368.66
HSET	2001-02	56.00	212.00	236.00	448.00	0.67	1.40	0.97	1.18	83.58	151.54	243.38	378.27
HSET	2002-03	68.00	356.00	180.00	536.00	0.67	1.63	1.26	1.45	101.49	218.63	142.49	370.73
HSET	2003-04	44.00	168.00	132.00	300.00	0.30	1.00	0.97	0.99	146.67	168.31	135.47	304.17
HSET	2004-05	36.00	148.00	216.00	364.00	0.25	1.14	1.80	1.47	144.00	129.66	120.30	247.88
HSET	2005-06	40.00	172.00	188.00	360.00	0.28	0.98	1.55	1.26	142.86	175.87	121.65	285.32
<b><u>Manufacturing Engineering Technology</u></b>													
MATL	2001-02	0.00	484.00	236.00	720.00	0.00	1.61	0.83	1.22		300.73	284.34	590.31
MATL	2002-03	0.00	341.00	236.00	577.00	0.00	1.00	1.00	1.00		341.00	236.00	577.00
MATL	2003-04	0.00	540.00	309.00	849.00	0.00	1.20	1.08	1.14		450.00	285.23	743.65
MATL	2004-05	57.00	515.00	232.00	747.00	0.25	1.40	0.88	1.14	228.00	367.86	263.30	654.94
MATL	2005-06	0.00	509.00	230.00	739.00	0.00	1.40	0.97	1.19		363.57	236.15	622.59
MFGE	2001-02	162.00	1,327.00	1,160.00	2,487.00	1.06	4.80	5.89	5.35	152.83	276.23	196.94	465.12
MFGE	2002-03	288.00	1,490.00	1,186.00	2,676.00	1.50	6.08	5.53	5.81	192.00	244.93	214.47	460.85
MFGE	2003-04	170.00	1,334.00	1,097.00	2,431.00	1.20	5.96	5.83	5.89	141.67	223.70	188.27	412.38

# FERRIS STATE UNIVERSITY

## Student Credit Hours (SCH), Full Time Equated Faculty (FTEF) and SCH/FTEF Aggregated by Course Prefix within College and Department

Prefix	Year	<u>Student Credit Hours</u>				<u>Full Time Equated Faculty</u>				<u>SCH/FTEF</u>			
		Summer	Fall	Winter	F + W (a)	Summer	Fall	Winter	Avg F + W (b)	Summer	Fall	Winter	F + W (a / b)
<b><u>College of Technology</u></b>													
<b><u>Manufacturing Engineering Technology</u></b>													
MFGE	2004-05	162.00	1,229.00	1,120.00	2,349.00	1.17	5.64	5.70	5.67	138.46	217.91	196.53	414.33
MFGE	2005-06	180.00	1,255.00	1,221.00	2,476.00	0.95	5.51	6.53	6.02	189.47	227.63	187.00	411.20
MFGT	2001-02	0.00	775.00	702.00	1,477.00	0.00	5.78	6.06	5.92		134.16	115.84	249.56
MFGT	2002-03	0.00	775.00	686.00	1,461.00	0.00	5.25	5.64	5.44		147.71	121.73	268.51
MFGT	2003-04	0.00	656.00	580.00	1,236.00	0.00	5.50	5.55	5.52		119.37	104.50	223.80
MFGT	2004-05	0.00	644.00	614.00	1,258.00	0.00	5.08	5.25	5.16		126.79	116.95	243.58
MFGT	2005-06	2.00	683.00	582.00	1,265.00	0.00	3.71	5.51	4.61		184.01	105.69	274.45
<b><u>Mechanical Design</u></b>													
CDTD	2001-02	0.00	699.00	546.00	1,245.00	0.00	3.90	4.34	4.12		179.38	125.81	302.31
CDTD	2002-03	0.00	656.00	515.00	1,171.00	0.00	3.55	4.16	3.85		184.79	123.80	303.76
CDTD	2003-04	0.00	710.00	579.00	1,289.00	0.00	3.62	3.80	3.71		196.38	152.55	347.86
CDTD	2004-05	0.00	555.00	489.00	1,044.00	0.00	3.67	4.00	3.84		151.36	122.15	272.23
CDTD	2005-06	0.00	554.00	490.00	1,044.00	0.00	3.62	3.84	3.73		153.23	127.72	280.19
ETEC	2001-02	0.00	312.00	129.00	441.00	0.00	1.48	0.44	0.96		210.77	290.98	458.52
ETEC	2002-03	0.00	318.00	138.00	456.00	0.00	1.23	0.50	0.86		259.28	276.00	528.25
ETEC	2003-04	0.00	288.00	144.00	432.00	0.00	1.26	0.59	0.93		228.43	242.25	465.72
ETEC	2004-05	0.00	342.00	96.00	438.00	0.00	1.25	0.67	0.96		273.60	144.00	457.04
ETEC	2005-06	0.00	279.00	147.00	426.00	0.00	1.23	0.89	1.06		226.69	164.55	401.11
MECH	2001-02	0.00	741.00	767.00	1,508.00	0.00	3.20	3.34	3.27		231.78	229.50	461.23
MECH	2002-03	76.00	910.00	759.00	1,669.00	1.00	2.61	3.04	2.82	75.75	348.76	249.92	591.20

# FERRIS STATE UNIVERSITY

## Student Credit Hours (SCH), Full Time Equated Faculty (FTEF) and SCH/FTEF Aggregated by Course Prefix within College and Department

Prefix	Year	<u>Student Credit Hours</u>				<u>Full Time Equated Faculty</u>				<u>SCH/FTEF</u>			
		Summer	Fall	Winter	F + W (a)	Summer	Fall	Winter	Avg F + W (b)	Summer	Fall	Winter	F + W (a / b)
<b><u>College of Technology</u></b>													
<b><u>Mechanical Design</u></b>													
MECH	2003-04	40.00	864.00	795.00	1,659.00	0.27	3.67	3.24	3.45	148.15	235.64	245.18	480.23
MECH	2004-05	44.00	745.00	865.00	1,610.00	0.19	3.49	3.24	3.36	231.58	213.73	267.07	478.84
MECH	2005-06	68.00	716.00	686.00	1,402.00	0.39	2.87	3.15	3.01	174.36	249.77	217.78	466.04
PDET	2001-02	96.00	392.00	387.00	779.00	0.25	1.23	1.40	1.32	384.00	319.71	275.52	592.23
PDET	2002-03	120.00	225.00	516.00	741.00	0.67	0.97	2.59	1.78	180.00	232.76	198.99	416.33
PDET	2003-04	0.00	306.00	468.00	774.00	0.00	1.00	1.43	1.21		306.00	327.85	637.70
PDET	2004-05	87.00	365.00	425.00	790.00	0.25	1.38	2.51	1.95	348.00	264.31	169.25	405.95
PDET	2005-06	42.00	310.00	441.00	751.00	0.17	2.00	3.03	2.52	247.06	155.00	145.54	298.61
<b><u>Plastics and Rubber</u></b>													
PLTS	2001-02	360.00	1,130.00	1,389.00	2,519.00	2.41	7.72	6.95	7.34	149.38	146.37	199.86	343.42
PLTS	2002-03	349.00	1,019.00	1,343.00	2,362.00	2.68	6.88	7.50	7.19	130.22	148.22	178.99	328.55
PLTS	2003-04	308.00	1,086.00	1,150.00	2,236.00	2.00	6.54	6.67	6.61	154.00	165.94	172.47	338.47
PLTS	2004-05	316.00	739.00	969.00	1,708.00	1.91	6.67	6.09	6.38	165.45	110.85	159.09	267.76
PLTS	2005-06	227.00	700.00	757.00	1,457.00	1.32	5.28	6.53	5.91	171.97	132.63	115.86	246.71
RUBR	2001-02	88.00	232.00	231.00	463.00	0.57	2.06	2.00	2.03	154.39	112.62	115.50	228.08
RUBR	2002-03	72.00	160.00	205.00	365.00	1.34	2.00	1.92	1.96	53.73	80.00	106.96	186.38
RUBR	2003-04	76.00	150.00	118.00	268.00	0.49	1.36	1.50	1.43	155.10	110.66	78.56	187.56
RUBR	2004-05	56.00	94.00	100.00	194.00	0.37	1.22	1.64	1.43	151.35	76.91	61.11	135.73
RUBR	2005-06	32.00	95.00	85.00	180.00	0.22	1.61	1.36	1.49	145.45	58.97	62.33	121.02

# FERRIS STATE UNIVERSITY

## Student Credit Hours (SCH), Full Time Equated Faculty (FTEF) and SCH/FTEF Aggregated by Course Prefix within College and Department

Prefix	Year	<u>Student Credit Hours</u>				<u>Full Time Equated Faculty</u>				<u>SCH/FTEF</u>			
		Summer	Fall	Winter	F + W (a)	Summer	Fall	Winter	Avg F + W (b)	Summer	Fall	Winter	F + W (a / b)
<b><u>College of Technology</u></b>													
<b><u>Printing &amp; Imaging Technology Mgmt</u></b>													
NMPP	2001-02	0.00	128.00	87.00	215.00	0.00	0.85	0.90	0.87		150.86	96.58	245.82
NMPP	2002-03	0.00	30.00	84.00	114.00	0.00	0.67	1.10	0.88		45.00	76.56	129.26
NMPP	2003-04	0.00	63.00	101.00	164.00	0.00	0.67	1.08	0.87		94.50	93.23	187.43
NMPP	2004-05	0.00	69.00	81.00	150.00	0.00	0.77	1.09	0.93		89.35	74.54	161.39
NMPP	2005-06	0.00	85.00	90.00	175.00	0.00	0.62	1.04	0.83		137.84	86.54	211.27
PHOT	2001-02	24.00	123.00	120.00	243.00	0.25	0.60	0.50	0.55	96.00	205.00	240.00	441.82
PHOT	2002-03	105.00	123.00	150.00	273.00	0.50	0.50	0.50	0.50	210.00	246.00	300.00	546.00
PHOT	2003-04	129.00	150.00	222.00	372.00	0.50	0.50	0.75	0.63	258.00	300.00	296.00	595.20
PHOT	2004-05	84.00	216.00	225.00	441.00	0.25	0.80	0.75	0.78	336.00	270.00	300.00	569.03
PHOT	2005-06	111.00	144.00	75.00	219.00	0.50	0.45	0.17	0.31	222.00	320.00	441.18	706.45
PMGT	2001-02	66.00	251.00	183.00	434.00	0.67	2.25	2.25	2.25	98.51	111.56	81.33	192.89
PMGT	2002-03	58.00	154.00	165.00	319.00	0.67	2.00	2.08	2.04	86.57	77.00	79.33	156.37
PMGT	2003-04	62.00	204.00	189.00	393.00	0.67	2.33	2.43	2.38	92.54	87.43	77.82	165.06
PMGT	2004-05	130.00	186.00	173.00	359.00	0.92	2.23	1.00	1.61	141.30	83.46	173.00	222.39
PMGT	2005-06	76.00	186.00	310.00	496.00	0.67	1.67	1.51	1.59	113.43	111.27	205.95	312.26
PTEC	2001-02	0.00	718.00	587.00	1,305.00	0.00	5.72	5.60	5.66		125.49	104.84	230.55
PTEC	2002-03	0.00	651.00	616.00	1,267.00	0.00	5.08	5.40	5.24		128.07	114.02	241.65
PTEC	2003-04	0.00	536.00	441.00	977.00	0.00	4.39	3.74	4.06		122.13	117.97	240.43
PTEC	2004-05	0.00	547.00	504.00	1,051.00	0.00	4.07	3.50	3.79		134.26	143.86	277.40
PTEC	2005-06	0.00	590.00	481.00	1,071.00	0.00	3.54	3.42	3.48		166.59	140.45	307.47

# FERRIS STATE UNIVERSITY

## Student Credit Hours (SCH), Full Time Equated Faculty (FTEF) and SCH/FTEF Aggregated by Course Prefix within College and Department

Prefix	Year	<u>Student Credit Hours</u>				<u>Full Time Equated Faculty</u>				<u>SCH/FTEF</u>			
		Summer	Fall	Winter	F + W (a)	Summer	Fall	Winter	Avg F + W (b)	Summer	Fall	Winter	F + W (a / b)
<b><u>College of Technology</u></b>													
<b><u>Surveying</u></b>													
SURE	2001-02	276.00	720.00	960.00	1,680.00	1.25	4.64	6.88	5.76	220.80	155.10	139.60	291.69
SURE	2002-03	114.00	764.00	994.00	1,758.00	1.00	5.50	6.36	5.93	114.00	138.91	156.29	296.46
SURE	2003-04	3.00	673.00	966.00	1,639.00	0.00	5.33	6.15	5.74		126.19	157.11	285.49
SURE	2004-05	81.00	705.00	893.00	1,598.00	0.50	5.43	6.32	5.88	162.00	129.73	141.32	271.92
SURE	2005-06	93.00	797.00	1,107.00	1,904.00	0.52	5.35	6.49	5.92	177.91	148.85	170.51	321.43
<b><u>Welding</u></b>													
WELD	2001-02	108.00	1,041.00	749.00	1,790.00	0.67	6.02	5.42	5.72	161.19	173.03	138.19	313.04
WELD	2002-03	76.00	935.00	781.00	1,716.00	0.67	5.58	4.59	5.09	113.43	167.56	170.15	337.46
WELD	2003-04	124.00	1,132.00	828.00	1,960.00	0.84	4.69	5.92	5.31	147.62	241.34	139.86	369.45
WELD	2004-05	108.00	0.00	0.00	0.00	0.67	0.00	0.00	0.00	161.19			
<b><u>Welding Engineering Technology</u></b>													
WELD	2004-05	0.00	1,210.00	954.00	2,164.00	0.00	5.69	6.35	6.02		212.76	150.17	359.47
WELD	2005-06	116.00	1,300.00	940.00	2,240.00	0.67	4.76	5.73	5.24	173.13	273.32	163.97	427.11

# FERRIS STATE UNIVERSITY

## Student Credit Hours (SCH), Full Time Equated Faculty (FTEF) and SCH/FTEF Aggregated by Course Prefix within College and Department

Prefix	Year	<u>Student Credit Hours</u>				<u>Full Time Equated Faculty</u>				<u>SCH/FTEF</u>			
		Summer	Fall	Winter	F + W (a)	Summer	Fall	Winter	Avg F + W (b)	Summer	Fall	Winter	F + W (a / b)
<b><u>Kendall College of Art &amp; Design</u></b>													
<b><u>Design Studies</u></b>													
KCDM	2001-02	0.00	75.00	120.00	195.00	0.00	0.79	1.14	0.97		94.74	104.85	201.43
KCDM	2002-03	0.00	102.00	123.00	225.00	0.00	1.17	1.33	1.25		87.43	92.48	180.24
KCDM	2003-04	18.00	144.00	144.00	288.00	0.79	1.34	1.34	1.34	22.91	107.87	107.87	215.73
KCDM	2004-05	18.00	132.00	135.00	267.00	1.00	1.34	1.14	1.23	18.00	98.88	118.94	216.19
KCDM	2005-06	30.00	126.00	153.00	279.00	1.00	1.16	0.96	1.06	30.00	108.15	158.55	261.97
KCDS	2001-02	87.00	234.00	222.00	456.00	1.40	1.60	0.29	0.94	62.14	146.56	777.40	484.53
KCDS	2002-03	171.00	252.00	228.00	480.00	0.57	1.91	1.83	1.87	300.96	131.71	124.59	256.46
KCDS	2003-04	159.00	294.00	273.00	567.00	0.71	2.54	1.82	2.18	223.37	115.75	150.00	260.09
KCDS	2004-05	168.00	429.00	420.00	849.00	0.91	3.37	3.28	3.32	184.62	127.45	128.18	255.62
KCDS	2005-06	117.00	510.00	498.00	1,008.00	0.50	2.89	3.49	3.19	234.00	176.47	142.69	315.99
KCFD	2001-02	6.00	243.00	192.00	435.00	0.09	2.08	1.83	1.96	68.00	116.83	104.92	222.50
KCFD	2002-03	10.00	204.00	228.00	432.00	0.00	2.50	2.58	2.54		81.60	88.37	170.08
KCFD	2003-04	9.00	204.00	246.00	450.00	0.75	2.25	3.17	2.71	12.00	90.67	77.73	166.20
KCFD	2004-05	0.00	177.00	192.00	369.00	0.00	2.19	2.30	2.25		80.66	83.48	164.20
KCFD	2005-06	6.00	186.00	168.00	354.00	0.00	2.25	2.30	2.27		82.67	73.04	155.60
KCID	2001-02	172.00	654.00	789.00	1,443.00	2.87	4.79	5.07	4.93	60.00	136.39	155.49	292.42
KCID	2002-03	144.00	969.00	936.00	1,905.00	2.25	6.79	7.58	7.18	64.00	142.74	123.54	265.23
KCID	2003-04	177.00	1,080.00	975.00	2,055.00	2.32	8.50	7.99	8.24	76.29	127.11	122.05	249.32
KCID	2004-05	249.00	1,194.00	1,158.00	2,352.00	6.72	9.09	9.54	9.32	37.06	131.29	121.38	252.44
KCID	2005-06	273.00	1,395.00	1,200.00	2,595.00	2.82	10.29	8.84	9.57	96.81	135.50	135.75	271.23
KCIL	2001-02	69.00	585.00	657.00	1,242.00	2.42	5.32	4.35	4.84	28.53	109.93	150.98	256.79

# FERRIS STATE UNIVERSITY

## Student Credit Hours (SCH), Full Time Equated Faculty (FTEF) and SCH/FTEF Aggregated by Course Prefix within College and Department

Prefix	Year	<u>Student Credit Hours</u>				<u>Full Time Equated Faculty</u>				<u>SCH/FTEF</u>			
		Summer	Fall	Winter	F + W (a)	Summer	Fall	Winter	Avg F + W (b)	Summer	Fall	Winter	F + W (a / b)
<b><u>Kendall College of Art &amp; Design</u></b>													
<b><u>Design Studies</u></b>													
KCIL	2002-03	105.00	687.00	650.00	1,337.00	2.10	5.50	5.65	5.57	50.00	124.98	114.98	239.82
KCIL	2003-04	90.00	534.00	723.00	1,257.00	3.21	5.33	5.66	5.49	28.00	100.28	127.85	228.96
KCIL	2004-05	111.00	639.00	792.00	1,431.00	3.33	4.68	5.87	5.27	33.33	136.68	135.04	271.54
KCIL	2005-06	183.00	714.00	687.00	1,401.00	3.76	5.66	5.37	5.51	48.67	126.15	128.05	254.15
KCIN	2001-02	9.00	243.00	318.00	561.00	0.26	1.79	2.98	2.38	34.00	136.13	106.71	235.47
KCIN	2002-03	3.00	246.00	387.00	633.00	1.00	2.12	3.65	2.88	3.00	116.13	106.03	219.47
KCIN	2003-04	18.00	321.00	387.00	708.00	1.33	2.66	3.65	3.16	13.53	120.68	106.03	224.41
KCIN	2004-05	0.00	336.00	420.00	756.00	0.00	2.99	4.13	3.56		112.37	101.82	212.51
KCIN	2005-06	18.00	321.00	366.00	687.00	0.33	2.83	4.30	3.56	54.55	113.63	85.12	192.84
KCMJ	2002-03	0.00	0.00	84.00	84.00	0.00	0.00	1.00	0.50			84.00	168.00
KCMJ	2003-04	27.00	96.00	108.00	204.00	0.67	1.33	1.81	1.57	40.30	72.18	59.67	129.94
KCMJ	2004-05	0.00	144.00	147.00	291.00	0.00	1.77	2.17	1.97		81.36	67.74	147.72
KCMJ	2005-06	0.00	150.00	141.00	291.00	0.00	2.33	3.47	2.90		64.52	40.63	100.43
KCVC	2001-02	210.00	1,857.00	1,641.00	3,498.00	4.18	16.16	13.37	14.77	50.28	114.92	122.71	236.89
KCVC	2002-03	199.00	1,965.00	1,761.00	3,726.00	3.96	17.15	17.98	17.57	50.19	114.56	97.94	212.11
KCVC	2003-04	252.00	2,001.00	1,743.00	3,744.00	5.33	19.32	18.30	18.81	47.28	103.57	95.25	199.04
KCVC	2004-05	138.00	1,701.00	1,569.00	3,270.00	4.10	18.64	17.67	18.15	33.66	91.25	88.81	180.12
KCVC	2005-06	261.00	2,019.00	1,929.00	3,948.00	7.24	18.98	18.98	18.98	36.03	106.38	101.63	208.01
<b><u>Fine Arts/Foundation</u></b>													
KCED	2002-03	45.00	36.00	91.00	127.00	0.17	0.44	0.77	0.60	272.73	81.82	118.18	209.92



# FERRIS STATE UNIVERSITY

## Student Credit Hours (SCH), Full Time Equated Faculty (FTEF) and SCH/FTEF Aggregated by Course Prefix within College and Department

Prefix	Year	<u>Student Credit Hours</u>				<u>Full Time Equated Faculty</u>				<u>SCH/FTEF</u>			
		Summer	Fall	Winter	F + W (a)	Summer	Fall	Winter	Avg F + W (b)	Summer	Fall	Winter	F + W (a / b)
<b><u>Kendall College of Art &amp; Design</u></b>													
<b><u>Fine Arts/Foundation</u></b>													
KCED	2003-04	8.00	32.00	35.00	67.00	0.44	0.44	0.41	0.43	18.18	72.73	84.85	157.18
KCED	2004-05	0.00	46.00	34.00	80.00	0.00	1.44	0.37	0.90		31.94	92.29	88.47
KCED	2005-06	0.00	44.00	30.00	74.00	0.00	0.87	1.00	0.93		50.83	30.00	79.33
KCFA	2001-02	69.00	942.00	1,114.00	2,056.00	4.00	9.75	8.16	8.96	17.25	96.58	136.55	229.57
KCFA	2002-03	78.00	1,110.00	1,123.00	2,233.00	2.33	10.12	11.27	10.70	33.48	109.65	99.63	208.74
KCFA	2003-04	88.00	1,008.00	1,251.00	2,259.00	3.33	9.98	10.06	10.02	26.43	101.02	124.37	225.48
KCFA	2004-05	84.00	1,245.00	1,383.00	2,628.00	0.99	11.62	11.89	11.75	84.56	107.13	116.36	223.59
KCFA	2005-06	123.00	1,146.00	1,203.00	2,349.00	3.46	11.92	13.01	12.47	35.60	96.12	92.44	188.40
KCFN	2001-02	21.00	1,419.00	819.00	2,238.00	0.67	8.80	4.57	6.68	31.34	161.31	179.18	334.84
KCFN	2002-03	6.00	1,212.00	678.00	1,890.00	0.17	8.86	5.05	6.95	36.36	136.85	134.39	271.91
KCFN	2003-04	15.00	1,404.00	918.00	2,322.00	0.33	8.98	5.43	7.20	45.45	156.32	169.14	322.29
KCFN	2004-05	21.00	1,359.00	882.00	2,241.00	4.55	8.69	5.99	7.34	4.62	156.42	147.13	305.25
KCFN	2005-06	36.00	1,425.00	1,143.00	2,568.00	1.00	8.97	7.89	8.43	36.00	158.93	144.94	304.78
KCPH	2005-06	0.00	72.00	45.00	117.00	0.00	0.67	0.66	0.66		108.27	68.18	176.60
KCSF	2005-06	33.00	0.00	111.00	111.00	0.07	0.00	0.66	0.33	440.00		169.47	338.93
<b><u>Liberal Arts &amp; Sciences</u></b>													
KCAH	2001-02	84.00	1,122.00	1,116.00	2,238.00	2.07	3.71	3.36	3.53	40.65	302.49	332.36	633.37
KCAH	2002-03	207.00	1,212.00	1,191.00	2,403.00	2.50	4.00	3.99	4.00	82.80	303.25	298.25	601.50
KCAH	2003-04	93.00	1,305.00	1,200.00	2,505.00	1.30	4.57	3.80	4.19	71.54	285.35	315.51	598.09
KCAH	2004-05	186.00	1,281.00	1,260.00	2,541.00	1.49	3.83	4.08	3.96	124.83	334.46	308.82	642.48

# FERRIS STATE UNIVERSITY

## Student Credit Hours (SCH), Full Time Equated Faculty (FTEF) and SCH/FTEF Aggregated by Course Prefix within College and Department

Prefix	Year	<u>Student Credit Hours</u>				<u>Full Time Equated Faculty</u>				<u>SCH/FTEF</u>			
		Summer	Fall	Winter	F + W (a)	Summer	Fall	Winter	Avg F + W (b)	Summer	Fall	Winter	F + W (a / b)
<b><u>Kendall College of Art &amp; Design</u></b>													
<b><u>Liberal Arts &amp; Sciences</u></b>													
KCAH	2005-06	291.00	1,521.00	1,363.00	2,884.00	3.01	5.42	5.21	5.31	96.78	280.88	261.50	542.75
KCHP	2003-04	0.00	0.00	48.00	48.00	0.00	0.00	0.33	0.17			144.00	288.00
KCHP	2004-05	24.00	21.00	36.00	57.00	0.50	0.25	0.50	0.38	48.00	84.00	72.00	152.00
KCHP	2005-06	12.00	18.00	24.00	42.00	0.67	0.33	0.55	0.44	18.00	54.55	43.45	95.20
KCHU	2001-02	183.00	972.00	729.00	1,701.00	1.19	4.50	3.69	4.10	153.78	216.08	197.47	415.38
KCHU	2002-03	237.00	1,113.00	963.00	2,076.00	1.15	5.75	5.00	5.38	206.41	193.51	192.54	386.11
KCHU	2003-04	306.00	1,119.00	1,050.00	2,169.00	2.23	5.67	5.61	5.64	137.53	197.53	187.11	384.69
KCHU	2004-05	240.00	1,089.00	816.00	1,905.00	2.91	6.35	6.05	6.20	82.38	171.59	134.95	307.42
KCHU	2005-06	333.00	1,114.00	867.00	1,981.00	1.68	6.55	5.20	5.88	198.21	170.11	166.68	337.18
KCSC	2001-02	24.00	141.00	159.00	300.00	0.20	0.50	1.00	0.75	120.00	282.00	159.00	400.00
KCSC	2002-03	51.00	162.00	183.00	345.00	0.50	0.50	1.00	0.75	102.00	324.00	183.00	460.00
KCSC	2003-04	45.00	354.00	519.00	873.00	0.40	1.50	2.80	2.15	112.50	236.00	185.36	406.05
KCSC	2004-05	117.00	414.00	399.00	813.00	1.35	2.34	2.00	2.17	86.98	177.18	199.50	374.94
KCSC	2005-06	99.00	348.00	366.00	714.00	1.00	1.59	2.06	1.83	99.00	218.87	177.67	391.23
KCSS	2001-02	72.00	312.00	423.00	735.00	0.82	1.51	1.97	1.74	87.91	206.28	214.90	422.31
KCSS	2002-03	102.00	495.00	603.00	1,098.00	1.33	2.41	2.99	2.70	76.69	205.54	201.78	406.92
KCSS	2003-04	183.00	597.00	609.00	1,206.00	2.65	3.59	3.15	3.37	69.19	166.53	193.35	358.14
KCSS	2004-05	144.00	621.00	729.00	1,350.00	4.48	4.03	4.70	4.36	32.16	154.22	155.11	309.40
KCSS	2005-06	222.00	609.00	549.00	1,158.00	1.66	3.16	3.69	3.42	133.47	192.82	148.72	338.11

# FERRIS STATE UNIVERSITY

## Student Credit Hours (SCH), Full Time Equated Faculty (FTEF) and SCH/FTEF Aggregated by Course Prefix within College and Department

Prefix	Year	<u>Student Credit Hours</u>				<u>Full Time Equated Faculty</u>				<u>SCH/FTEF</u>			
		Summer	Fall	Winter	F + W (a)	Summer	Fall	Winter	Avg F + W (b)	Summer	Fall	Winter	F + W (a / b)
<b><u>University College</u></b>													
<b><u>Developmental Programs &amp; Curriculum</u></b>													
CARE	2001-02	0.00	429.00	234.00	663.00	0.00	1.75	1.14	1.45		245.14	204.75	458.37
CARE	2002-03	0.00	478.00	156.00	634.00	0.00	1.50	0.10	0.80		318.67	1,560.00	792.50
CARE	2003-04	0.00	375.00	165.00	540.00	0.00	1.28	1.05	1.16		293.86	157.14	464.29
CARE	2004-05	0.00	270.00	120.00	390.00	0.00	0.99	0.67	0.83		273.42	180.00	471.54
CARE	2005-06	0.00	258.00	111.00	369.00	0.00	0.85	0.67	0.76		303.53	166.50	486.59
COSK	2001-02	0.00	7.00	0.00	7.00	0.00	0.09	0.00	0.04		82.35		164.71
DIST	2001-02	0.00	85.00	52.00	137.00	0.00	0.33	0.24	0.28		261.54	216.67	484.96
DIST	2002-03	5.00	28.00	36.00	64.00	0.00	0.14	0.27	0.21		200.00	132.79	311.35
DIST	2003-04	3.00	39.00	17.00	56.00	0.00	0.24	0.22	0.23		162.50	76.50	242.31
DIST	2004-05	0.00	35.00	31.00	66.00	0.00	0.08	0.08	0.08		437.50	387.50	825.00
DIST	2005-06	0.00	16.00	43.00	59.00	0.00	0.06	0.08	0.07		256.00	537.50	828.07
FSUH	2003-04	0.00	34.00	48.00	82.00	0.00	1.06	0.48	0.77		32.22	99.31	106.59
FSUH	2004-05	0.00	28.00	41.00	69.00	0.00	0.00	0.43	0.21			95.37	321.00
FSUS	2001-02	13.00	1,110.00	327.00	1,437.00	0.17	5.10	1.60	3.35	74.61	217.51	204.80	428.96
FSUS	2002-03	6.00	1,800.00	184.00	1,984.00	0.08	8.32	1.18	4.75	72.73	216.28	156.37	417.71
FSUS	2003-04	0.00	1,926.00	145.00	2,071.00	0.00	8.26	0.97	4.62		233.15	149.48	448.71
FSUS	2004-05	0.00	1,512.00	143.00	1,655.00	0.00	6.96	0.70	3.83		217.33	203.64	432.15
FSUS	2005-06	0.00	1,759.00	221.00	1,980.00	0.00	7.80	0.82	4.31		225.64	269.51	459.62
HNRS	2003-04	0.00	196.00	0.00	196.00	0.00	0.32	0.00	0.16		612.50		1,225.00
HNRS	2004-05	0.00	200.00	0.00	200.00	0.00	0.40	0.00	0.20		500.00		1,000.00
HNRS	2005-06	0.00	212.00	0.00	212.00	0.00	0.54	0.00	0.27		391.56		783.11

# FERRIS STATE UNIVERSITY

## Student Credit Hours (SCH), Full Time Equated Faculty (FTEF) and SCH/FTEF Aggregated by Course Prefix within College and Department

Prefix	Year	<u>Student Credit Hours</u>				<u>Full Time Equated Faculty</u>				<u>SCH/FTEF</u>			
		Summer	Fall	Winter	F + W (a)	Summer	Fall	Winter	Avg F + W (b)	Summer	Fall	Winter	F + W (a / b)
<b><u>University College</u></b>													
<b><u>Developmental Programs &amp; Curriculum</u></b>													
IEPG	2001-02	216.00	384.00	296.00	680.00	2.75	4.00	4.00	4.00	78.55	96.00	74.00	170.00
IEPG	2002-03	228.00	420.00	208.00	628.00	2.75	4.00	4.00	4.00	82.91	105.00	52.00	157.00
IEPG	2003-04	284.00	260.00	224.00	484.00	2.75	3.33	3.75	3.54	103.27	78.08	59.73	136.72
IEPG	2004-05	144.00	248.00	188.00	436.00	2.75	2.00	2.25	2.13	52.36	124.00	83.56	205.18
IEPG	2005-06	152.00	156.00	88.00	244.00	2.00	2.00	1.00	1.50	76.00	78.00	88.00	162.67
NASE	2001-02	0.00	63.00	24.00	87.00	0.00	0.00	0.00	0.00				
NASE	2002-03	0.00	45.00	24.00	69.00	0.00	0.00	0.00	0.00				
NASE	2003-04	0.00	45.00	30.00	75.00	0.00	0.00	0.00	0.00				
NASE	2004-05	12.00	122.00	93.00	215.00	0.00	0.00	0.00	0.00				
NASE	2005-06	12.00	42.00	0.00	42.00	0.00	0.00	0.00	0.00				
ORSA	2001-02	18.00	15.00	15.00	30.00	0.00	0.00	0.00	0.00				
ORSA	2002-03	6.00	30.00	66.00	96.00	0.00	0.00	0.00	0.00				
ORSA	2003-04	0.00	0.00	90.00	90.00	0.00	0.00	0.00	0.00				
ORSA	2004-05	12.00	24.00	52.00	76.00	0.00	0.00	0.00	0.00				
ORSA	2005-06	6.00	26.00	0.00	26.00	0.00	0.00	0.00	0.00				
READ	2001-02	0.00	1,398.00	480.00	1,878.00	0.00	5.41	2.75	4.08		258.55	174.55	460.46
READ	2002-03	18.00	1,290.00	417.00	1,707.00	0.25	4.55	2.67	3.61	72.73	283.52	156.38	473.07
READ	2003-04	0.00	1,392.00	348.00	1,740.00	0.00	5.05	2.57	3.81		275.64	135.58	456.89
READ	2004-05	0.00	1,068.00	261.00	1,329.00	0.00	4.66	2.47	3.56		229.42	105.81	373.22
READ	2005-06	0.00	1,230.00	408.00	1,638.00	0.00	3.99	2.75	3.37		308.46	148.36	486.23
UNCP	2002-03	0.00	205.00	73.00	278.00	0.00	0.68	0.77	0.72		302.68	94.81	384.17

# FERRIS STATE UNIVERSITY

## Student Credit Hours (SCH), Full Time Equated Faculty (FTEF) and SCH/FTEF Aggregated by Course Prefix within College and Department

Prefix	Year	<u>Student Credit Hours</u>				<u>Full Time Equated Faculty</u>				<u>SCH/FTEF</u>			
		Summer	Fall	Winter	F + W (a)	Summer	Fall	Winter	Avg F + W (b)	Summer	Fall	Winter	F + W (a / b)
<b><u>University College</u></b>													
<b><u>Developmental Programs &amp; Curriculum</u></b>													
UNCP	2003-04	0.00	270.00	83.00	353.00	0.00	1.18	0.89	1.03		229.77	93.14	341.69
UNCP	2004-05	0.00	359.00	60.00	419.00	0.00	1.36	0.38	0.87		264.32	156.98	481.49
UNCP	2005-06	0.00	120.00	26.00	146.00	0.00	0.40	0.19	0.30		300.00	136.05	493.98
UNIV	2001-02	28.00	268.00	220.00	488.00	0.35	1.14	0.90	1.02	80.35	235.44	244.44	478.83
UNIV	2002-03	0.00	124.00	60.00	184.00	0.00	0.51	0.67	0.59		243.14	89.55	311.86
UNIV	2003-04	0.00	48.00	40.00	88.00	0.00	0.34	0.50	0.42		142.37	80.00	210.24
UNIV	2004-05	0.00	66.00	46.00	112.00	0.00	0.34	0.22	0.28		195.76	207.00	400.45
UNIV	2005-06	0.00	255.00	74.00	329.00	0.00	1.04	0.47	0.76		245.19	156.71	435.12

## FERRIS STATE UNIVERSITY

### Ranked Listing of Student Credit Hours (SCH) / Full Time Equated Faculty (FTEF) Aggregated by College Fall + Winter Semesters 2005-2006

<b>College</b>	<b>Student Credit Hours/ Full Time Equated Faculty</b>
College of Arts and Sciences	598.41
College of Business	556.65
College of Allied Health Sciences	487.03
University College	445.33
College of Education & Human Serv	400.71
College of Pharmacy	380.43
College of Technology	358.88
College of Profess & Tech Studies	311.21
College of Optometry	268.85
Kendall College of Art & Design	260.08

## FERRIS STATE UNIVERSITY

### Ranked Listing of Student Credit Hours (SCH) / Full Time Equated Faculty (FTEF) Aggregated by Department Fall + Winter Semesters 2005-2006

<b>Department</b>	<b>Student Credit Hours/ Full Time Equated Faculty (SCH/FTEF)</b>
Physical Sciences	721.62
Dental Hygiene and Medical Imaging	715.59
Social Sciences	662.85
Management	645.35
Accountancy, Finance, Econ, & Statistics	643.48
Humanities	633.84
Mathematics	621.62
Biological Sciences	597.23
Imaging Sciences	580.00
Computer Information Systems Dept	527.94
Marketing	512.54
Recreation Leisure Services & Wellness	492.30
Nursing & Dental Hygiene	482.42

## FERRIS STATE UNIVERSITY

### Ranked Listing of Student Credit Hours (SCH) / Full Time Equated Faculty (FTEF) Aggregated by Department Fall + Winter Semesters 2005-2006

<b>Department</b>	<b>Student Credit Hours/ Full Time Equated Faculty (SCH/FTEF)</b>
Construction Technology & Management	481.67
Health Management Department	471.75
Language and Literature	471.65
Criminal Justice	453.87
Developmental Programs & Curriculum	445.33
Architectural Tech & Facilities Mgmt	434.45
Clinical Lab, Resp Care and Health Admin	434.29
Welding Engineering Technology	427.11
School of Nursing	415.89
Liberal Arts & Sciences	401.60
Pharmacy	380.43
Manufacturing Engineering Technology	379.10
School of Education	373.70



## FERRIS STATE UNIVERSITY

### Ranked Listing of Student Credit Hours (SCH) / Full Time Equated Faculty (FTEF) Aggregated by Department Fall + Winter Semesters 2005-2006

<b>Department</b>	<b>Student Credit Hours/ Full Time Equated Faculty (SCH/FTEF)</b>
Electronics/CNS	360.65
Mechanical Design	351.36
Heavy Equipment	346.53
Automotive	335.98
HVACR	328.65
Surveying	321.43
Printing & Imaging Technology Mgmt	315.78
Professional & Technological Studies	311.21
Television Production	306.01
College of Business Graduate Programs	271.58
Optometry	268.85
Fine Arts/Foundation	228.73
Design Studies	224.51

FERRIS STATE UNIVERSITY

Ranked Listing of Student Credit Hours (SCH) / Full Time Equated Faculty (FTEF)  
Aggregated by Department  
Fall + Winter Semesters 2005-2006

<b>Department</b>	<b>Student Credit Hours/ Full Time Equated Faculty (SCH/FTEF)</b>
Plastics and Rubber	221.42
College of Allied Health Sciences	

## FERRIS STATE UNIVERSITY

### Ranked Listing of Student Credit Hours (SCH) / Full Time Equated Faculty (FTEF) Aggregated by Course Prefix Fall + Winter Semesters 2005-2006

Course Description	Course Prefix	Student Credit Hours/ Full Time Equated Faculty (SCH/FTEF)
Pharmacy Administration	PHAD	1,618.78
Pharmaceutics	PHAR	1,028.18
Economics	ECON	860.00
Dental Hygiene	DHYG	852.23
Economics	ECON	852.00
Directed Studies	DIST	828.07
Anthropology	ANTH	827.56
Retailing	RETG	816.00
History	HIST	790.04
Honors	HNRS	783.11
Sociology	SOCY	779.21
Political Science	PLSC	778.98
Physical Science	PHSC	776.84
Dental Hygiene	DHYG	767.21

## FERRIS STATE UNIVERSITY

### Ranked Listing of Student Credit Hours (SCH) / Full Time Equated Faculty (FTEF) Aggregated by Course Prefix Fall + Winter Semesters 2005-2006

Course Description	Course Prefix	Student Credit Hours/ Full Time Equated Faculty (SCH/FTEF)
Psychology	PSYC	767.02
Radiography	RADI	759.37
Humanities	HUMN	759.31
Astronomy	ASTR	738.03
Chemistry	CHEM	722.07
Allied Health Science	CAHS	720.00
Physics	PHYS	717.84
Pharmaceutical Chemistry	PHCH	707.89
Art History	ARTH	707.02
Photography	PHOT	706.45
Health Care Systems Administration	HCSA	701.35
Business Law	BLAW	700.09
Pharmacology	PHCL	696.73
Geography	GEOG	696.00

## FERRIS STATE UNIVERSITY

### Ranked Listing of Student Credit Hours (SCH) / Full Time Equated Faculty (FTEF) Aggregated by Course Prefix Fall + Winter Semesters 2005-2006

Course Description	Course Prefix	Student Credit Hours/ Full Time Equated Faculty (SCH/FTEF)
Accountancy	ACCT	694.40
Management	MGMT	673.54
Geology	GEOL	669.00
Core Curriculum Health Sciences	CCHS	668.81
Radiography	RADI	664.29
Nuclear Medicine	NUCM	653.33
Accountancy	ACCT	652.19
Nuclear Medicine	NUCM	652.00
Core Curriculum Health Sciences	CCHS	631.41
Biology	BIOL	629.73
Communication Honors	COMH	624.00
Mathematics	MATH	623.38
Metallurgy	MATL	622.59
Marketing	MKTG	620.54

## FERRIS STATE UNIVERSITY

### Ranked Listing of Student Credit Hours (SCH) / Full Time Equated Faculty (FTEF) Aggregated by Course Prefix Fall + Winter Semesters 2005-2006

Course Description	Course Prefix	Student Credit Hours/ Full Time Equated Faculty (SCH/FTEF)
Statistics and Quantitative Methods	STQM	614.40
Business	BUSN	607.82
Education Language Arts	EDLA	594.78
Communication	COMM	593.92
Statistics and Quantitative Methods	STQM	590.61
Music	MUSI	582.66
Law	LLAW	568.87
Social Sciences	SSCI	560.74
Spanish	SPAN	558.96
Advertising	ADVG	558.44
Real Estate	REAL	554.67
Kendall College Art History	KCAH	542.75
German	GERM	538.67
Medical Record Information Systems	MRIS	535.56

## FERRIS STATE UNIVERSITY

### Ranked Listing of Student Credit Hours (SCH) / Full Time Equated Faculty (FTEF) Aggregated by Course Prefix Fall + Winter Semesters 2005-2006

Course Description	Course Prefix	Student Credit Hours/ Full Time Equated Faculty (SCH/FTEF)
Health Care Systems Administration	HCSA	533.66
International Business	INTB	524.06
Automotive/Heavy Equipment Management	AHEM	515.32
Public Relations	PREL	510.22
Computer Science	CPSC	504.64
Construction Management	CONM	497.75
Art	ARTS	494.12
University College Program	UNCP	493.98
Recreation Management and Leisure Studies	RMLS	492.30
Career Exploration	CARE	486.59
Reading	READ	486.23
Finance	FINC	486.00
Computer Information Systems	ISYS	483.99
Hospitality Management	HOMT	474.12

## FERRIS STATE UNIVERSITY

### Ranked Listing of Student Credit Hours (SCH) / Full Time Equated Faculty (FTEF) Aggregated by Course Prefix Fall + Winter Semesters 2005-2006

Course Description	Course Prefix	Student Credit Hours/ Full Time Equated Faculty (SCH/FTEF)
Restaurant and Food Industry Management	RFIM	472.50
English	ENGL	470.96
Mechanical Engineering Technology	MECH	466.04
Professional Golf Management	PGMG	465.96
Ferris State University Seminar	FSUS	459.62
Building Construction	BCTM	455.69
Architectural Technology	ARCH	449.50
Criminal Justice	CRIM	447.67
Language	LANG	438.07
University	UNIV	435.12
E-Commerce	ECOM	432.00
Welding Engineering Technology	WELD	427.11
Finance	FINC	426.46
Literature	LITR	425.03



## FERRIS STATE UNIVERSITY

### Ranked Listing of Student Credit Hours (SCH) / Full Time Equated Faculty (FTEF) Aggregated by Course Prefix Fall + Winter Semesters 2005-2006

Course Description	Course Prefix	Student Credit Hours/ Full Time Equated Faculty (SCH/FTEF)
French	FREN	423.46
Nursing	NURS	415.89
Manufacturing Engineering Technology	MFGE	411.20
Medical Record Information Systems	MRIS	405.89
Engineering Graphics	ETEC	401.11
Facilities Management	FMAN	398.88
Clinical Laboratory Science	CLLS	392.57
Kendall College Science	KCSC	391.23
Child Development	EDCD	390.54
Diagnostic Medical Sonography	SONO	387.35
Digital Animation and Game Design	DAGD	384.59
Education Special Needs	ESPN	383.25
Visual Design and WEB Media	VISD	379.20
Respiratory Care	RESP	373.82

## FERRIS STATE UNIVERSITY

### Ranked Listing of Student Credit Hours (SCH) / Full Time Equated Faculty (FTEF) Aggregated by Course Prefix Fall + Winter Semesters 2005-2006

Course Description	Course Prefix	Student Credit Hours/ Full Time Equated Faculty (SCH/FTEF)
Nursing	NURS	372.85
Education Physical Education	EDPE	371.68
Electrical and Electronics Engineering Technology	EEET	370.05
Homeland Security-Digital Security & Forensics-CJ	HSCJ	369.00
Heavy Equipment Technology	HEQT	368.66
Education Reading Language Arts	ERLA	365.88
Respiratory Care	RESP	361.41
Journalism	JRNL	360.00
Education	EDUC	357.93
Pharmacognosy	PHCG	353.36
Kendall Sculpture/Functional Art	KCSF	338.93
Kendall College Social Science	KCSS	338.11
Kendall College Humanities	KCHU	337.18
Computer Network and Systems	ECNS	335.76

## FERRIS STATE UNIVERSITY

### Ranked Listing of Student Credit Hours (SCH) / Full Time Equated Faculty (FTEF) Aggregated by Course Prefix Fall + Winter Semesters 2005-2006

Course Description	Course Prefix	Student Credit Hours/ Full Time Equated Faculty (SCH/FTEF)
Diagnostic Medical Sonography	SONO	335.18
Heating, Ventilation, Air Conditioning & Refrig Tec	HVAC	328.65
Civil Engineering Technology	CETM	322.24
Surveying Engineering	SURE	321.43
Clinical Laboratory Science	CLLS	318.96
Kendall College Design Studies	KCDS	315.99
Printing Management	PMGT	312.26
Automotive Service Technology	AUTO	309.68
Professional Tennis Management	PTMG	308.96
Printing Technology	PTEC	307.47
Television Production	TVPR	306.01
Educational Career Technical Education	ECTE	305.34
Kendall College Foundation	KCFN	304.78
Product Design Engineering Technology	PDET	298.61

## FERRIS STATE UNIVERSITY

### Ranked Listing of Student Credit Hours (SCH) / Full Time Equated Faculty (FTEF) Aggregated by Course Prefix Fall + Winter Semesters 2005-2006

Course Description	Course Prefix	Student Credit Hours/ Full Time Equated Faculty (SCH/FTEF)
Social Work	SCWK	294.64
Heavy Equipment Service Engineering Technology	HSET	285.32
CAD Drafting and Tool Design	CDTD	280.19
Automotive Body	ABOD	276.88
Manufacturing Tooling Technology	MFGT	274.45
Master of Business Administration	MMBA	272.66
Kendall College Interior Design	KCID	271.23
Optometry	OPTM	268.85
Kendall College Digital Media	KCDM	261.97
Environmental Health and Safety Management	EHSM	258.90
Master of Science Information Systems Management	MISM	254.70
Music Industry Management	MIMG	254.51
Environmental Health and Safety Management	EHSM	254.36
Kendall College Illustration	KCIL	254.15

## FERRIS STATE UNIVERSITY

### Ranked Listing of Student Credit Hours (SCH) / Full Time Equated Faculty (FTEF) Aggregated by Course Prefix Fall + Winter Semesters 2005-2006

Course Description	Course Prefix	Student Credit Hours/ Full Time Equated Faculty (SCH/FTEF)
Theatre	THTR	247.50
Plastics Engineering Technology	PLTS	246.71
Pharmacy Practice	PHPR	240.65
African American Studies	AFAM	216.00
New Media Printing and Publishing	NMPP	211.27
Kendall College Visual Communications	KCVC	208.01
Applied Science	APPS	207.14
Kendall College Industrial Design	KCIN	192.84
American Studies	AMST	192.00
Horticulture	HORT	191.84
Kendall College Fine Arts	KCFA	188.40
Kendall Photography	KCPH	176.60
Intensive English Program	IEPG	162.67
Kendall College Furniture Design	KCFD	155.60

## FERRIS STATE UNIVERSITY

### Ranked Listing of Student Credit Hours (SCH) / Full Time Equated Faculty (FTEF) Aggregated by Course Prefix Fall + Winter Semesters 2005-2006

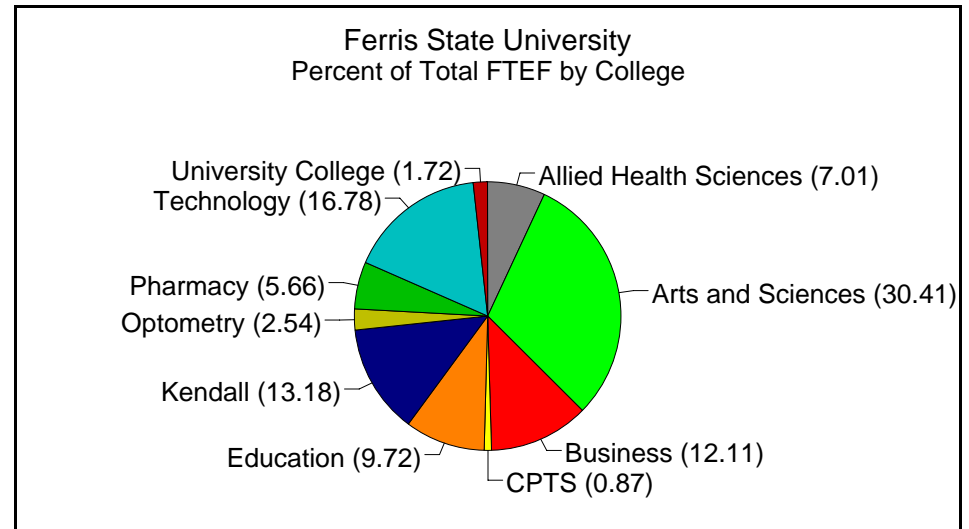
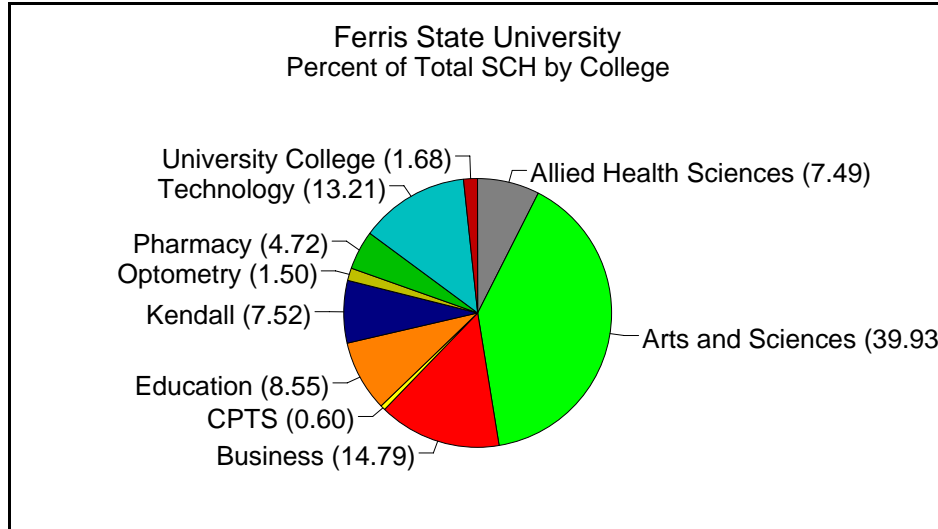
<b>Course Description</b>	<b>Course Prefix</b>	<b>Student Credit Hours/ Full Time Equated Faculty (SCH/FTEF)</b>
Rubber Technology	RUBR	121.02
Kendall Metals/Jewelry Design	KCMJ	100.43
Kendall College Historic Preservation	KCHP	95.20
Kendall Education	KCED	79.33
Allied Health Science	CAHS	

# Ferris State University

## Student Credit Hours (SCH) and Full Time Equated Faculty (FTEF) by College

Fall and Winter Terms Combined 2005-2006

### By College



College	SCH	FTEF
Allied Health Sciences	22,471.00	46.14
Arts and Sciences	119,800.00	200.20
Business	44,382.00	79.73
CPTS	1,791.00	5.76
Education	25,653.00	64.02
Kendall	22,561.00	86.75
Optometry	4,488.00	16.69
Pharmacy	14,172.00	37.25
Technology	39,642.00	110.46
University College	5,045.00	11.33

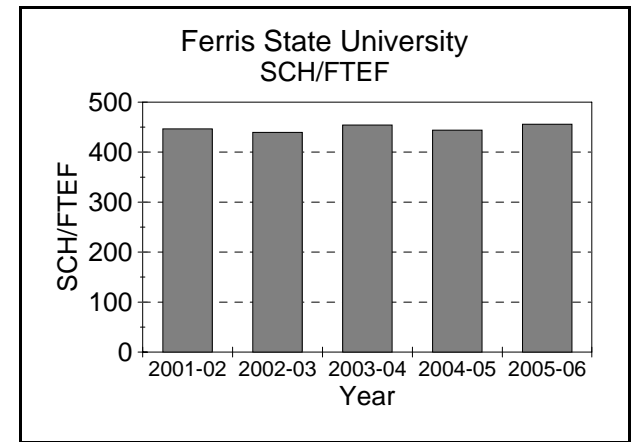
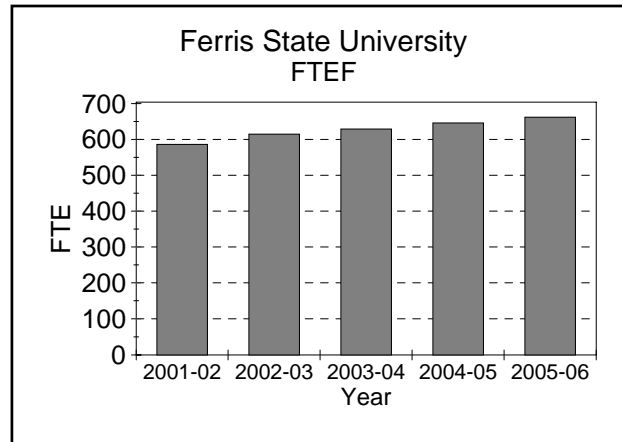
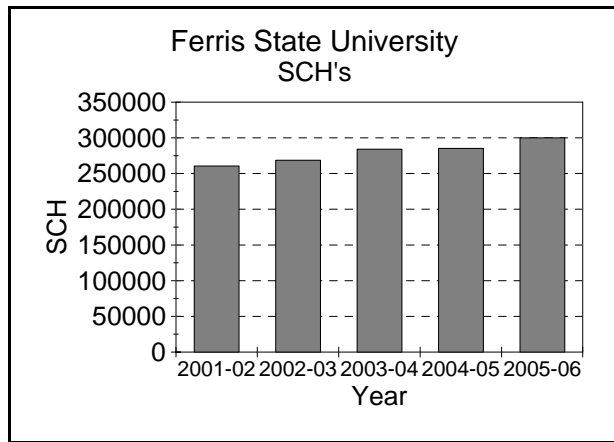
Source: Office of Institutional Research, g:\...fload\0506\prdupnie.rsl

# Ferris State University

## Student Credit Hours (SCH), Full Time Equated Faculty (FTEF) and SCH/FTEF Aggregated by University

### Fall and Winter Terms Combined

#### FSU



<u>Year</u>	<u>SCH</u>	<u>FTEF</u>	<u>SCH/FTEF</u>
2001-02	260,521.00	583.23	446.69
2002-03	268,592.00	611.23	439.43
2003-04	284,155.00	625.59	454.22
2004-05	285,223.00	642.37	444.01
2005-06	300,005.00	658.33	455.71

Caution: When viewing graphs, please note the differences in scales

Source: Office of Institutional Research, g:\...fload\0506\prdugr.rsl

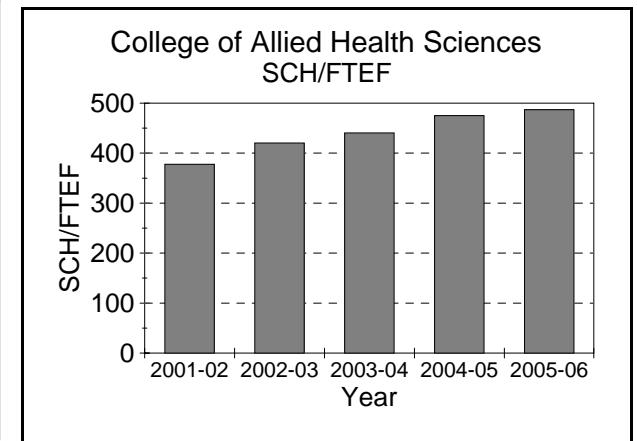
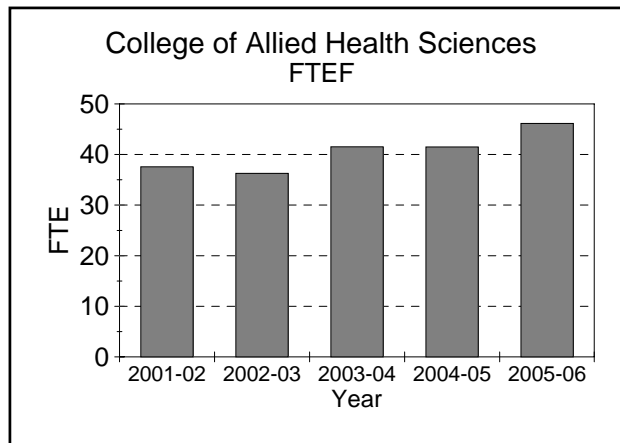
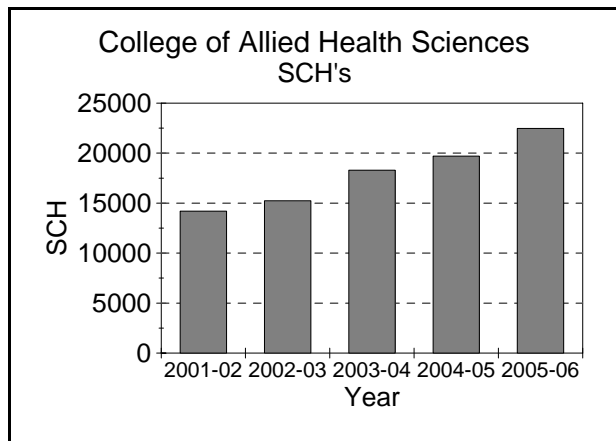


# Ferris State University

## Student Credit Hours (SCH), Full Time Equated Faculty (FTEF) and SCH/FTEF Aggregated by College

### Fall and Winter Terms Combined

### College of Allied Health Sciences



<u>Year</u>	<u>SCH</u>	<u>FTEF</u>	<u>SCH/FTEF</u>
2001-02	14,193.00	37.58	377.66
2002-03	15,244.00	36.26	420.44
2003-04	18,299.00	41.54	440.46
2004-05	19,708.00	41.49	475.06
2005-06	22,471.00	46.14	487.03

Caution: When viewing graphs, please note the differences in scales

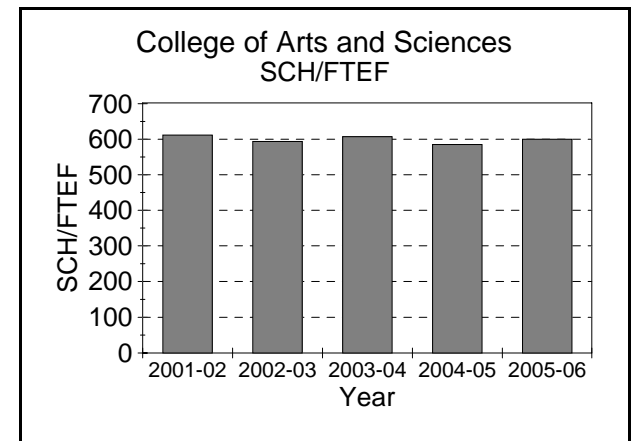
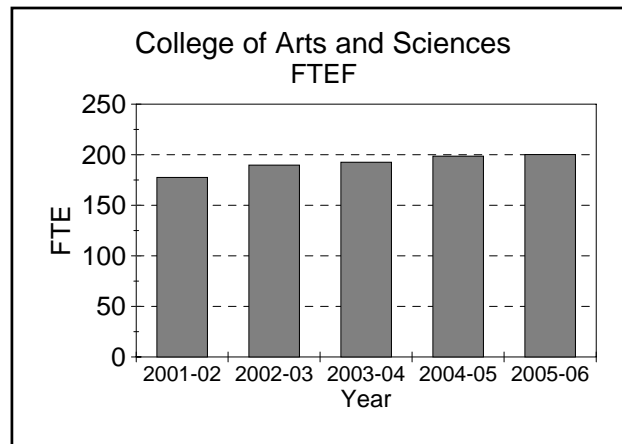
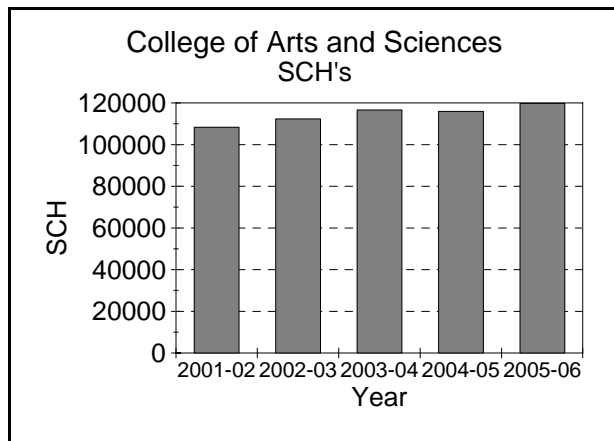
Source: Office of Institutional Research, g:\...\facload\0506\prdahgr.rsl

# Ferris State University

## Student Credit Hours (SCH), Full Time Equated Faculty (FTEF) and SCH/FTEF Aggregated by College

Fall and Winter Terms Combined

### College of Arts and Sciences



<u>Year</u>	<u>SCH</u>	<u>FTEF</u>	<u>SCH/FTEF</u>
2001-02	108,311.00	177.50	610.19
2002-03	112,342.00	189.70	592.21
2003-04	116,604.00	192.61	605.40
2004-05	115,927.00	198.60	583.73
2005-06	119,800.00	200.20	598.41

Caution: When viewing graphs, please note the differences in scales

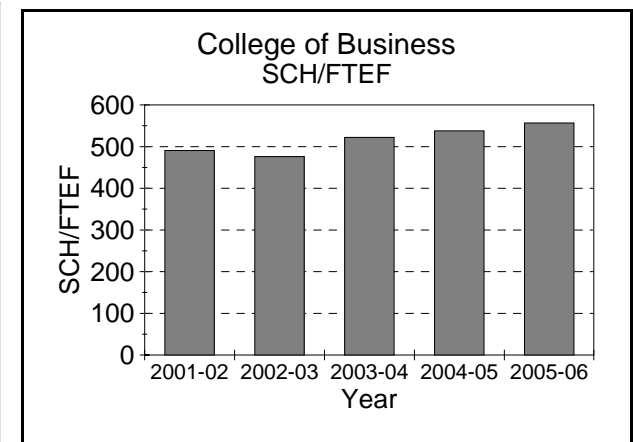
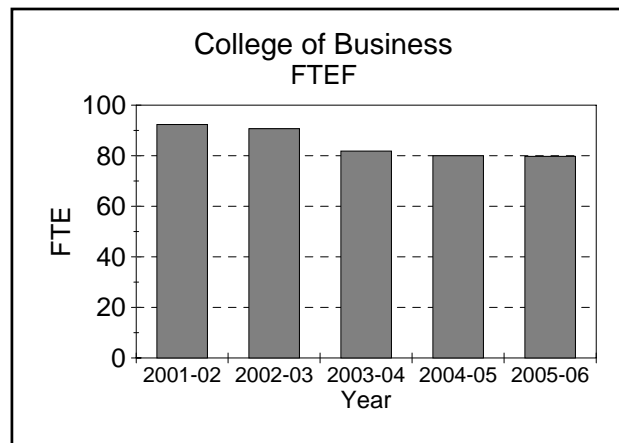
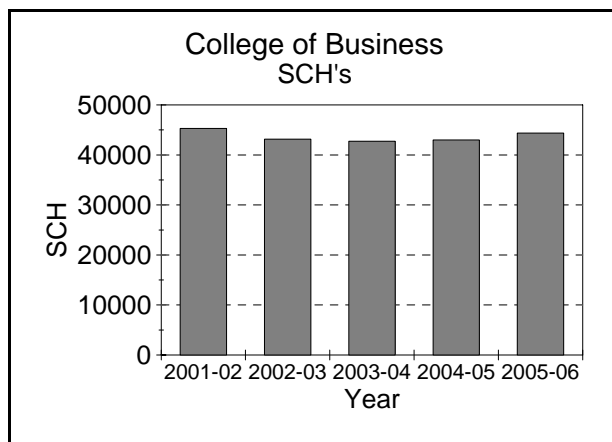
Source: Office of Institutional Research, g:\...fload\0506\prdasgr.rsl

# Ferris State University

## Student Credit Hours (SCH), Full Time Equated Faculty (FTEF) and SCH/FTEF Aggregated by College

### Fall and Winter Terms Combined

#### College of Business



<u>Year</u>	<u>SCH</u>	<u>FTEF</u>	<u>SCH/FTEF</u>
2001-02	45,304.00	92.33	490.67
2002-03	43,162.00	90.70	475.89
2003-04	42,733.00	81.84	522.16
2004-05	42,998.00	79.97	537.69
2005-06	44,382.00	79.73	556.65

Caution: When viewing graphs, please note the differences in scales

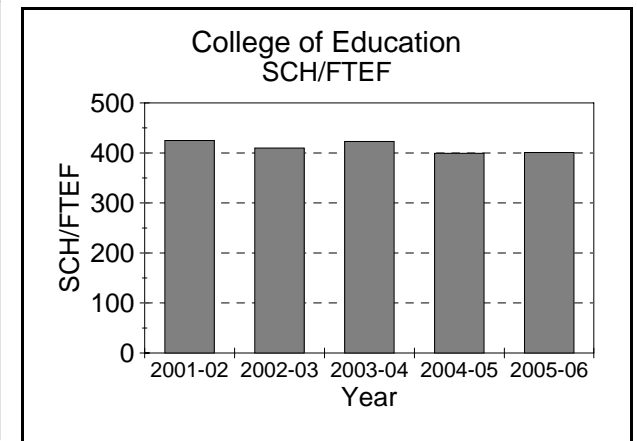
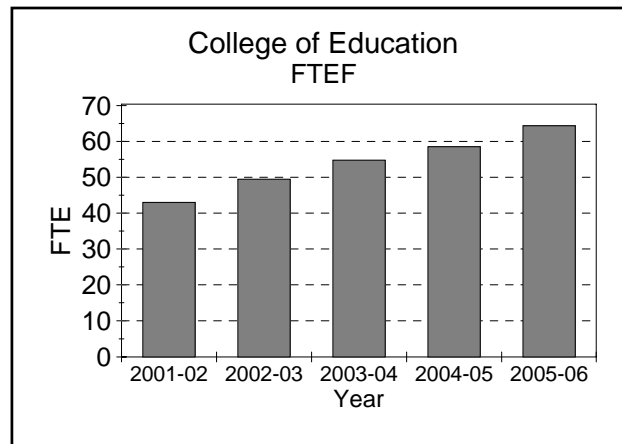
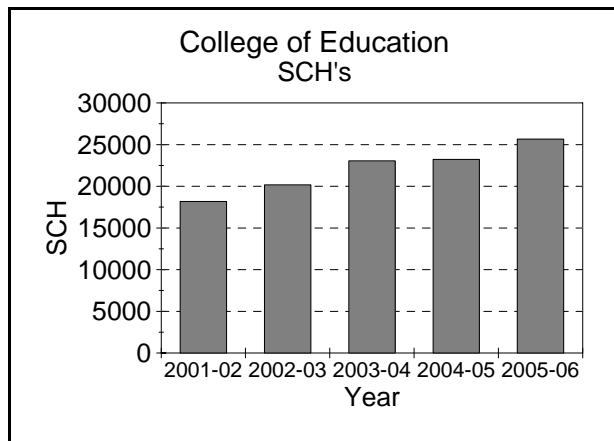
Source: Office of Institutional Research, g:\...fload\0506\prdbmgr.rsl

# Ferris State University

## Student Credit Hours (SCH), Full Time Equated Faculty (FTEF) and SCH/FTEF Aggregated by College

### Fall and Winter Terms Combined

### College of Education & Human Services



<u>Year</u>	<u>SCH</u>	<u>FTEF</u>	<u>SCH/FTEF</u>
2001-02	18,180.00	42.80	424.76
2002-03	20,165.00	49.21	409.81
2003-04	23,044.00	54.49	422.91
2004-05	23,232.00	58.20	399.20
2005-06	25,653.00	64.02	400.71

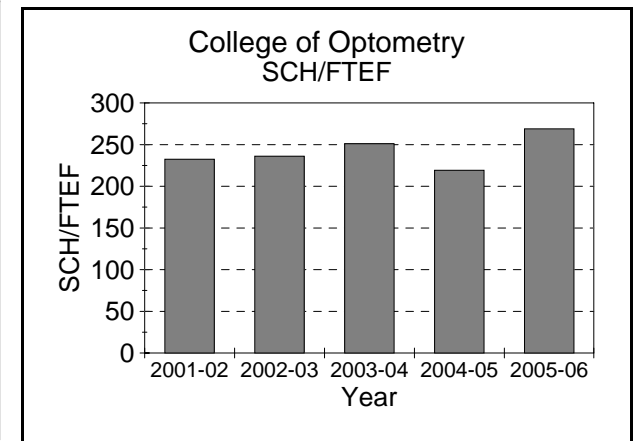
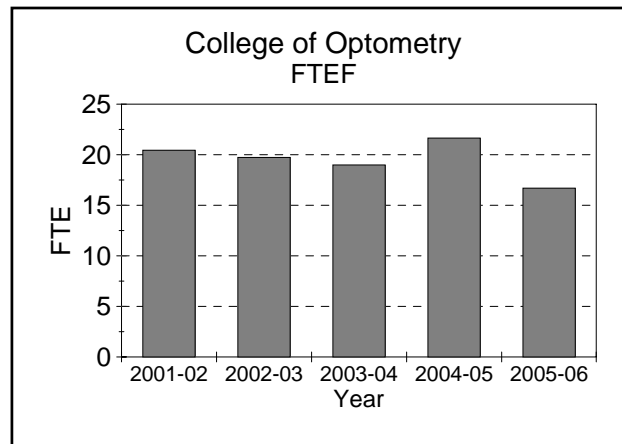
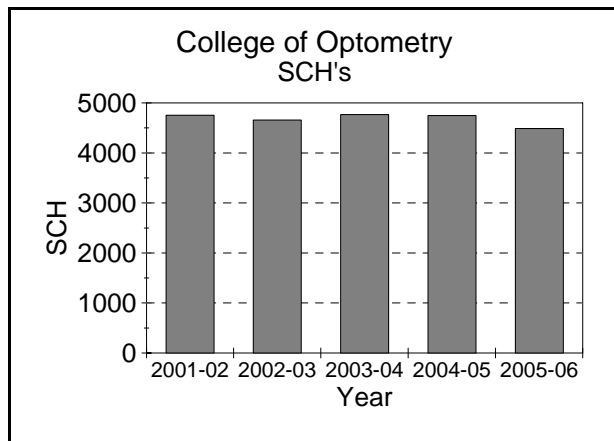
Caution: When viewing graphs, please note the differences in scales  
Source: Office of Institutional Research, g:\...facload\0506\prdedgr.rsl

# Ferris State University

## Student Credit Hours (SCH), Full Time Equated Faculty (FTEF) and SCH/FTEF Aggregated by College

### Fall and Winter Terms Combined

#### College of Optometry



<u>Year</u>	<u>SCH</u>	<u>FTEF</u>	<u>SCH/FTEF</u>
2001-02	4,753.00	20.45	232.39
2002-03	4,657.00	19.73	236.01
2003-04	4,765.00	18.98	251.10
2004-05	4,746.00	21.65	219.24
2005-06	4,488.00	16.69	268.85

Caution: When viewing graphs, please note the differences in scales

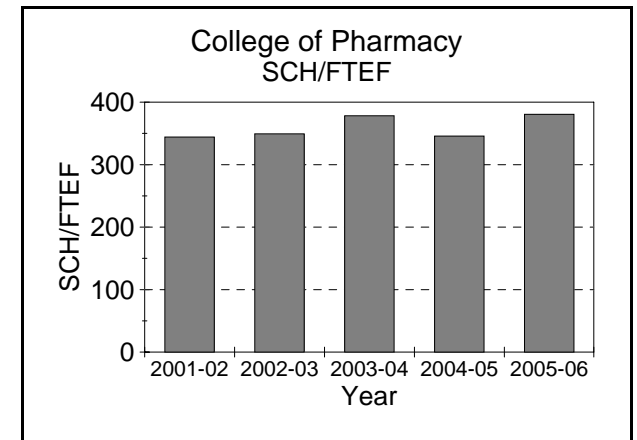
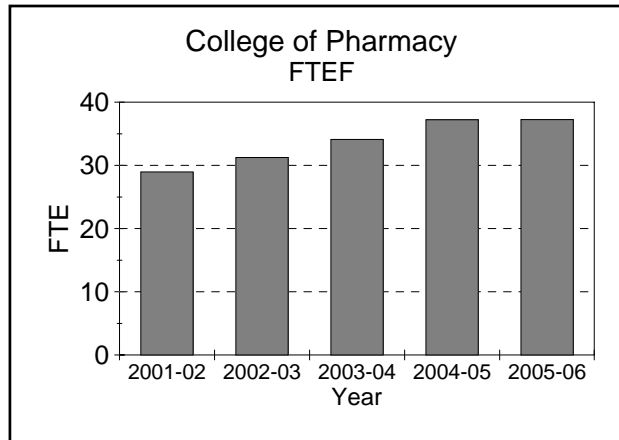
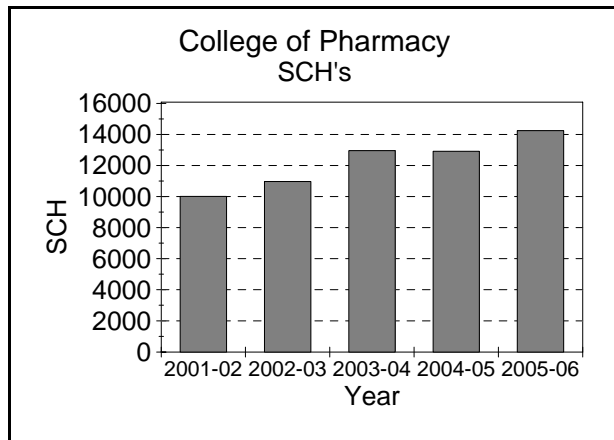
Source: Office of Institutional Research, g:\...facload\0506\prdpogr.rsl

# Ferris State University

## Student Credit Hours (SCH), Full Time Equated Faculty (FTEF) and SCH/FTEF Aggregated by College

### Fall and Winter Terms Combined

#### College of Pharmacy



<u>Year</u>	<u>SCH</u>	<u>FTEF</u>	<u>SCH/FTEF</u>
2001-02	9,967.00	28.96	344.21
2002-03	10,919.00	31.25	349.42
2003-04	12,896.00	34.10	378.22
2004-05	12,860.00	37.21	345.61
2005-06	14,172.00	37.25	380.43

Caution: When viewing graphs, please note the differences in scales

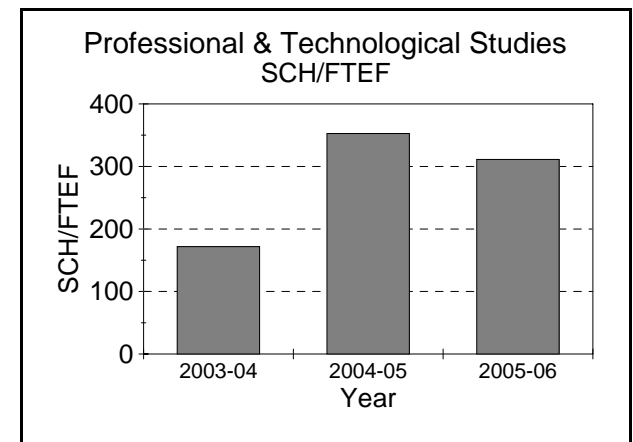
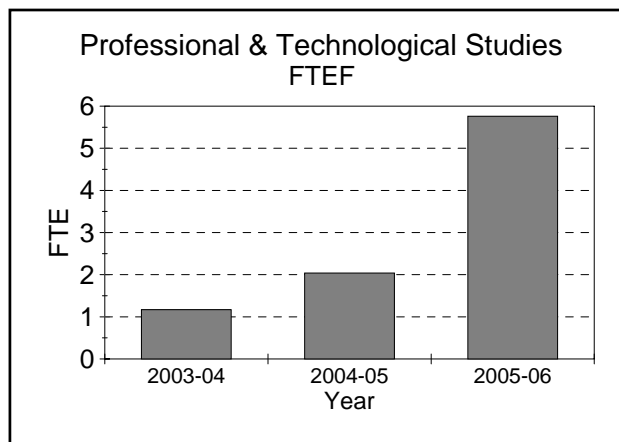
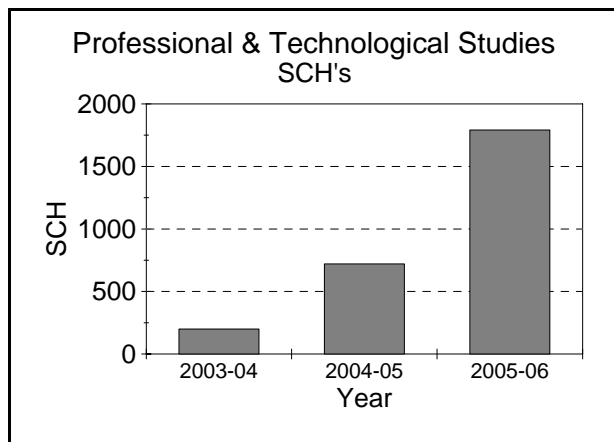
Source: Office of Institutional Research, g:\...facload\0506\prpghr.rsl

# Ferris State University

## Student Credit Hours (SCH), Full Time Equated Faculty (FTEF) and SCH/FTEF Aggregated by Department

Fall and Winter Terms Combined

### College of Professional & Technological Studies



<u>Year</u>	<u>SCH</u>	<u>FTEF</u>	<u>SCH/FTEF</u>
2003-04	200.00	1.17	171.67
2004-05	721.00	2.04	352.57
2005-06	1,791.00	5.76	311.21

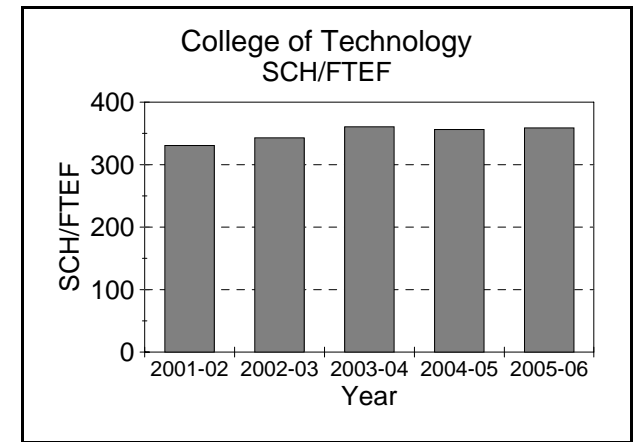
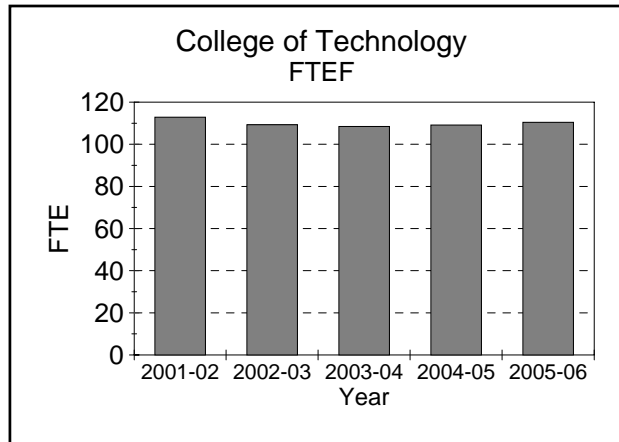
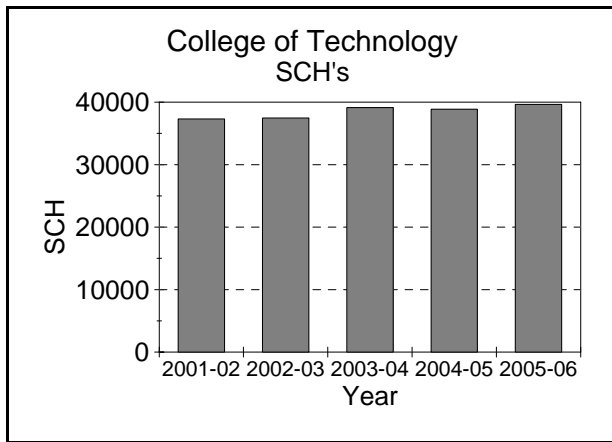
Caution: When viewing graphs, please note the differences in scales  
Source: Office of Institutional Research, g:\...fload\0506\prdpgr.rsl

# Ferris State University

## Student Credit Hours (SCH), Full Time Equated Faculty (FTEF) and SCH/FTEF Aggregated by College

### Fall and Winter Terms Combined

#### College of Technology



<u>Year</u>	<u>SCH</u>	<u>FTEF</u>	<u>SCH/FTEF</u>
2001-02	37,308.00	112.84	330.62
2002-03	37,465.00	109.27	342.87
2003-04	39,117.00	108.49	360.57
2004-05	38,864.00	109.11	356.20
2005-06	39,642.00	110.46	358.88

Caution: When viewing graphs, please note the differences in scales

Source: Office of Institutional Research, g:\...\facload\0506\prdtgr.rsl

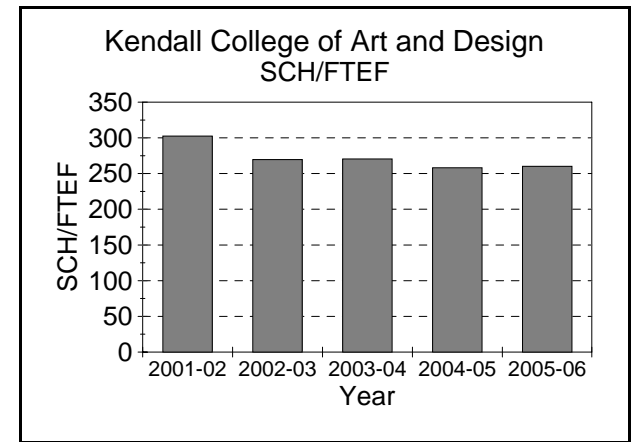
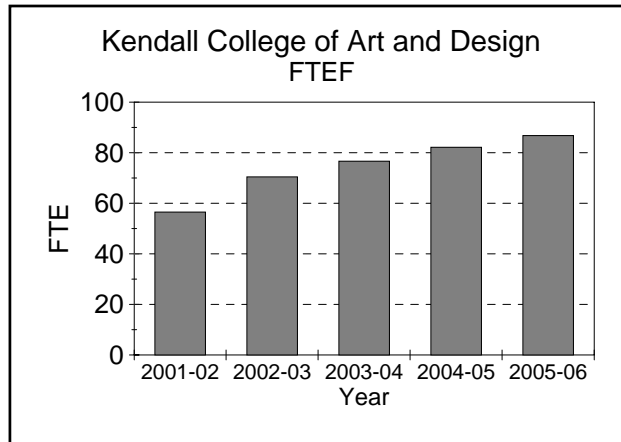
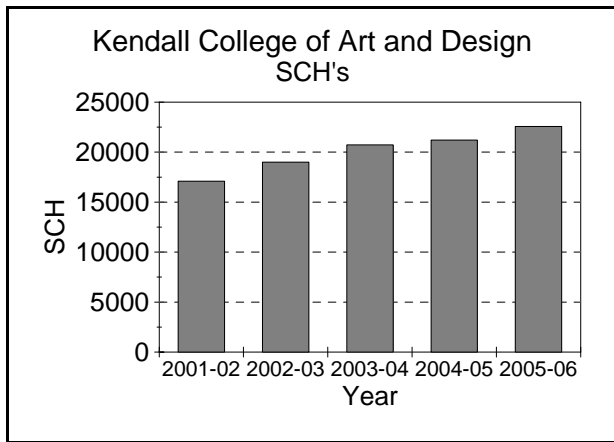


# Ferris State University

## Student Credit Hours (SCH), Full Time Equated Faculty (FTEF) and SCH/FTEF Aggregated by College

### Fall and Winter Terms Combined

### Kendall College of Art and Design



<u>Year</u>	<u>SCH</u>	<u>FTEF</u>	<u>SCH/FTEF</u>
2001-02	17,098.00	56.54	302.39
2002-03	18,994.00	70.44	269.64
2003-04	20,722.00	76.65	270.35
2004-05	21,200.00	82.13	258.13
2005-06	22,561.00	86.75	260.08

Caution: When viewing graphs, please note the differences in scales

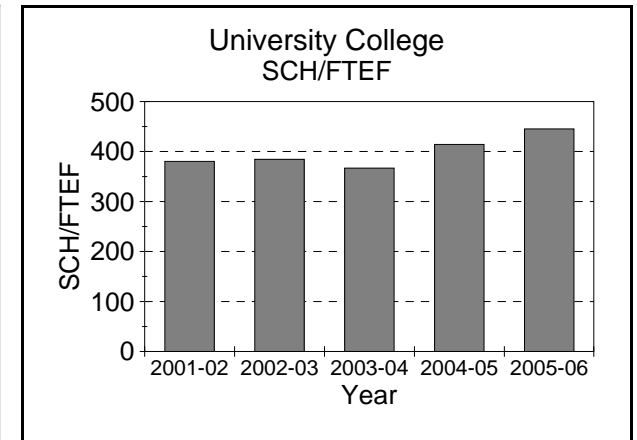
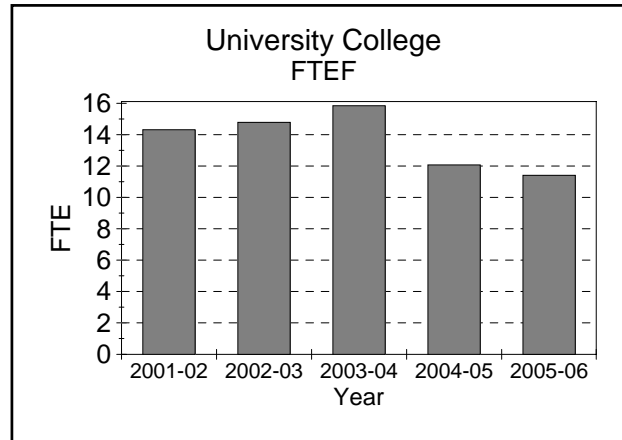
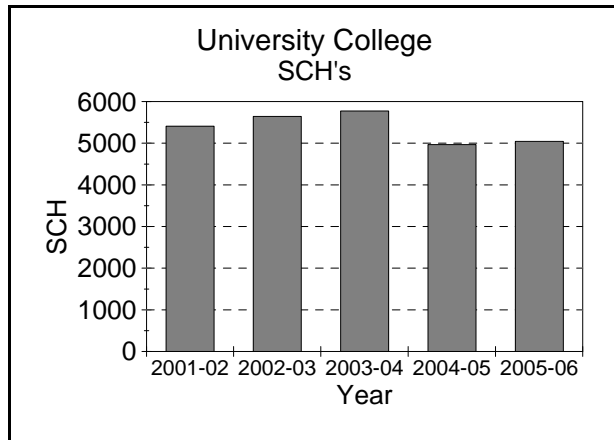
Source: Office of Institutional Research, g:\...fload\0506\prdkcgr.rsl

# Ferris State University

## Student Credit Hours (SCH), Full Time Equated Faculty (FTEF) and SCH/FTEF Aggregated by College

### Fall and Winter Terms Combined

#### University College



<u>Year</u>	<u>SCH</u>	<u>FTEF</u>	<u>SCH/FTEF</u>
2001-02	5,407.00	14.22	380.26
2002-03	5,644.00	14.68	384.54
2003-04	5,775.00	15.74	366.92
2004-05	4,967.00	11.99	414.35
2005-06	5,045.00	11.33	445.33

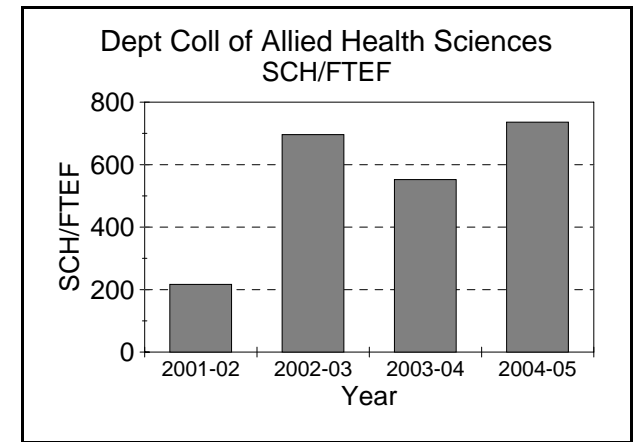
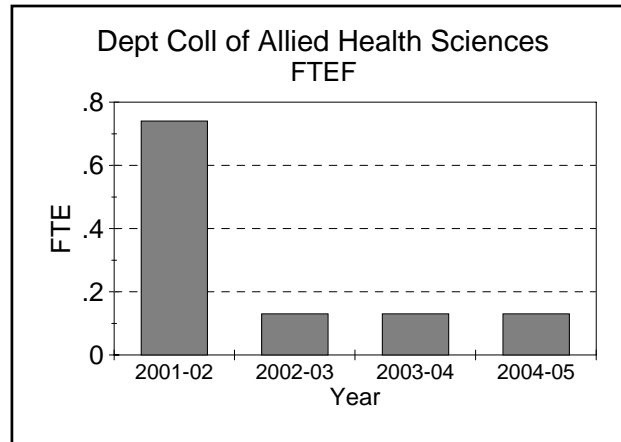
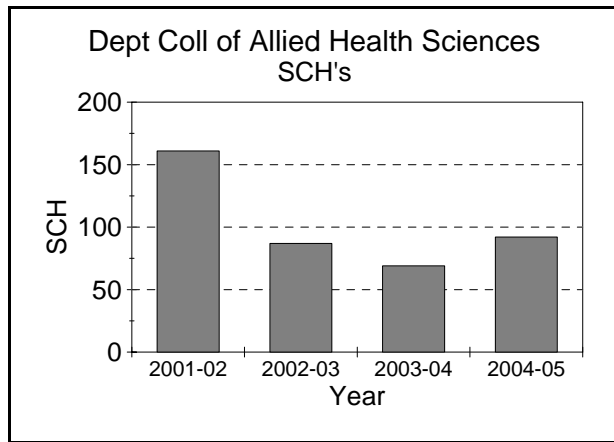
Caution: When viewing graphs, please note the differences in scales  
Source: Office of Institutional Research, g:\...fload\0506\prducgr.rsl

# Ferris State University

## Student Credit Hours (SCH), Full Time Equated Faculty (FTEF) and SCH/FTEF Aggregated by Department

Fall and Winter Terms Combined

### College of Allied Health Sciences (College of Allied Health Sciences)



<u>Year</u>	<u>SCH</u>	<u>FTEF</u>	<u>SCH/FTEF</u>
2001-02	161.00	0.74	216.79
2002-03	87.00	0.13	696.00
2003-04	69.00	0.13	552.00
2004-05	92.00	0.13	736.00

<< College of Allied Health Sciences Reorganized in 2005-06 >>  
<< see detailed information for the FTE & SCH for the 2005-06 data >>

Caution: When viewing graphs, please note the differences in scales

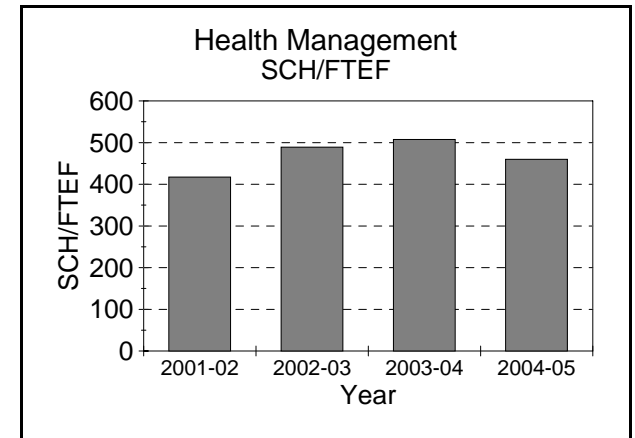
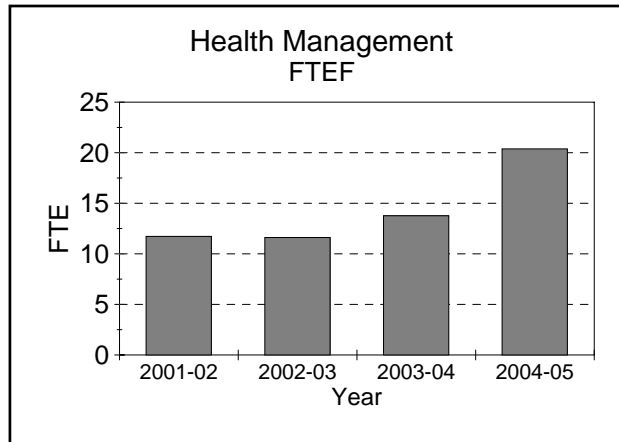
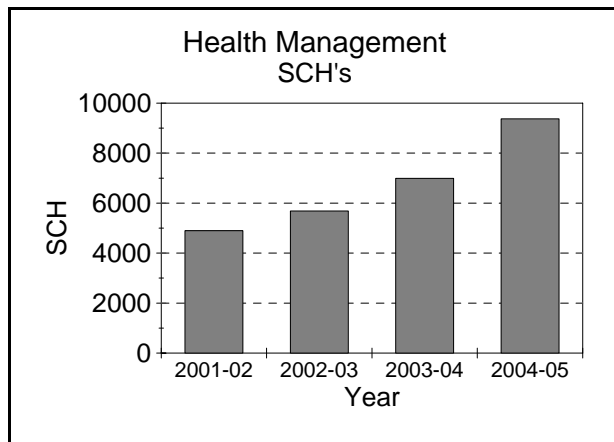
Source: Office of Institutional Research, g:\...\facload\0506\prdah2g.rsl

# Ferris State University

## Student Credit Hours (SCH), Full Time Equated Faculty (FTEF) and SCH/FTEF Aggregated by Department

### Fall and Winter Terms Combined

#### Health Management (College of Allied Health Sciences)



<u>Year</u>	<u>SCH</u>	<u>FTEF</u>	<u>SCH/FTEF</u>
2001-02	4,895.00	11.73	417.29
2002-03	5,686.00	11.62	489.23
2003-04	6,989.00	13.77	507.53
2004-05	9,375.00	20.38	459.99

<< College of Allied Health Sciences Reorganized in 2005-06 >>  
<< see detailed information for the FTE & SCH for the 2005-06 data >>

Caution: When viewing graphs, please note the differences in scales

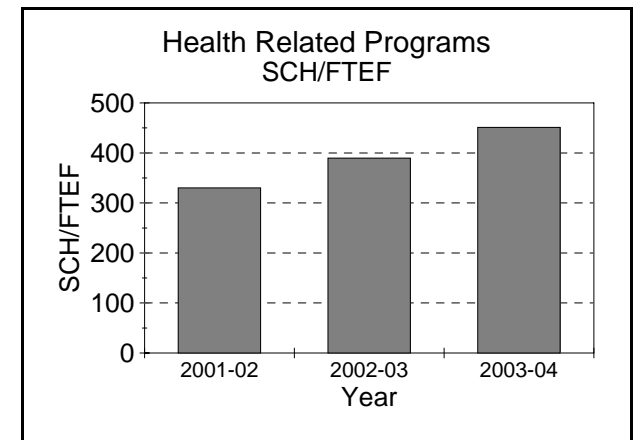
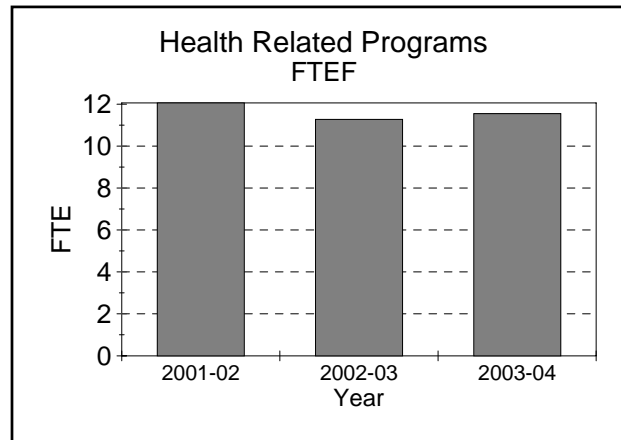
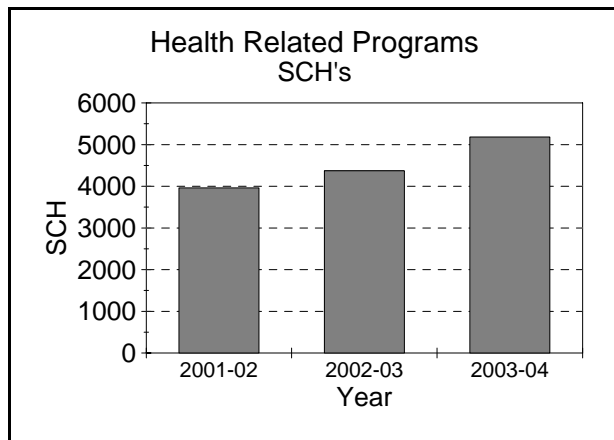
Source: Office of Institutional Research, g:\...\facload\0506\prdah4g.rsl

# Ferris State University

## Student Credit Hours (SCH), Full Time Equated Faculty (FTEF) and SCH/FTEF Aggregated by Department

Fall and Winter Terms Combined

### Health Related Programs (College of Allied Health Sciences)



<u>Year</u>	<u>SCH</u>	<u>FTEF</u>	<u>SCH/FTEF</u>
2001-02	3,961.00	12.00	330.06
2002-03	4,372.00	11.22	389.71
2003-04	5,183.00	11.49	450.92

<< College of Allied Health Sciences Reorganized in 2005-06 >>  
<< see detailed information for the FTE & SCH for the 2005-06 data >>

<< Department changed to **Imaging Sciences** in 2004-2005 >>

Caution: When viewing graphs, please note the differences in scales

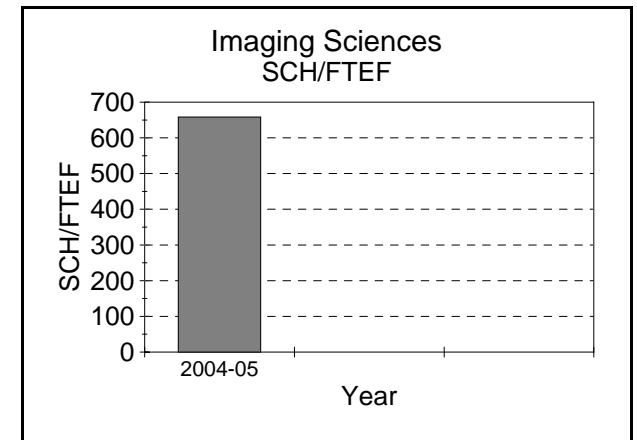
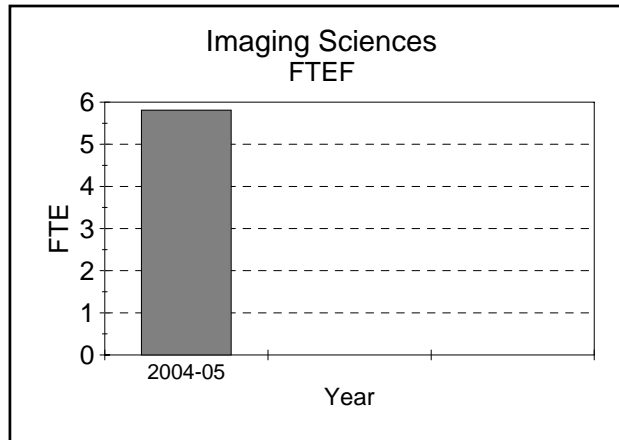
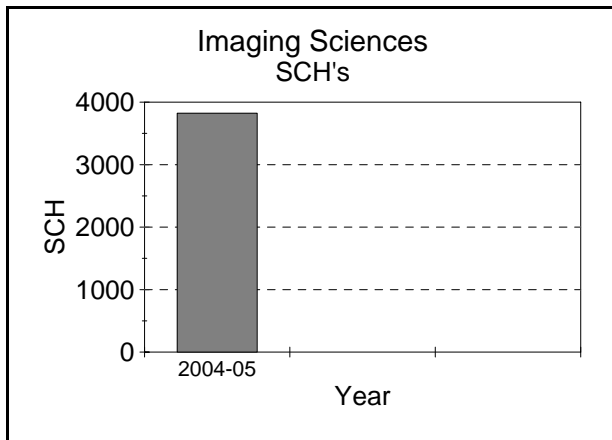
Source: Office of Institutional Research, g:\...\facload\0506\prdah7g.rsl

# Ferris State University

## Student Credit Hours (SCH), Full Time Equated Faculty (FTEF) and SCH/FTEF Aggregated by Department

### Fall and Winter Terms Combined

#### Imaging Sciences (College of Allied Health Sciences)



<u>Year</u>	<u>SCH</u>	<u>FTEF</u>	<u>SCH/FTEF</u>
2004-05	3,823.00	5.81	658.26

<< College of Allied Health Sciences Reorganized in 2005-06 >>  
 << see detailed information for the FTE & SCH for the 2005-06 data >>

<< Prior to 2004-05 see **Health Related Programs** >>

Caution: When viewing graphs, please note the differences in scales

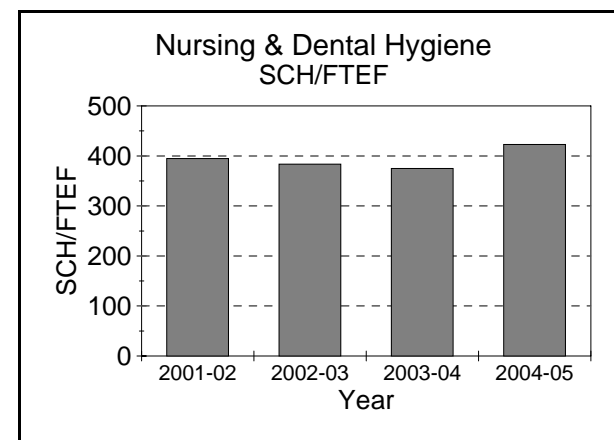
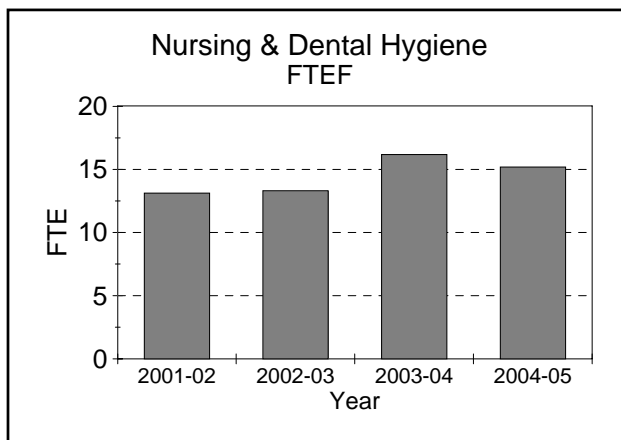
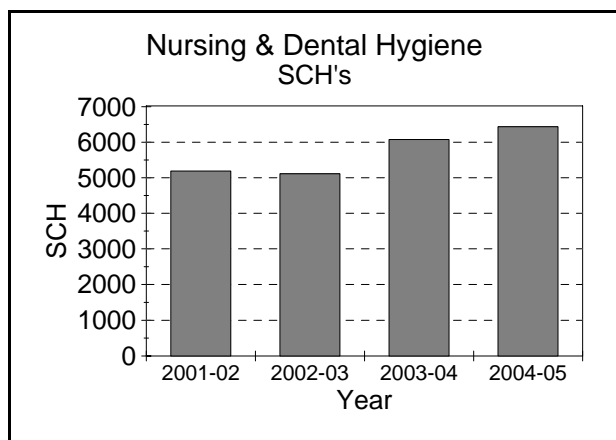
Source: Office of Institutional Research, g:\...\facload\0506\prdah5g.rsl

# Ferris State University

## Student Credit Hours (SCH), Full Time Equated Faculty (FTEF) and SCH/FTEF Aggregated by Department

### Fall and Winter Terms Combined

### Nursing & Dental Hygiene (College of Allied Health Sciences)



<u>Year</u>	<u>SCH</u>	<u>FTEF</u>	<u>SCH/FTEF</u>
2001-02	5,176.00	13.11	394.90
2002-03	5,099.00	13.29	383.64
2003-04	6,058.00	16.16	374.99
2004-05	6,418.00	15.17	423.02

<< College of Allied Health Sciences Reorganized in 2005-06 >>  
<< see detailed information for the FTE & SCH for the 2005-06 data >>

Caution: When viewing graphs, please note the differences in scales

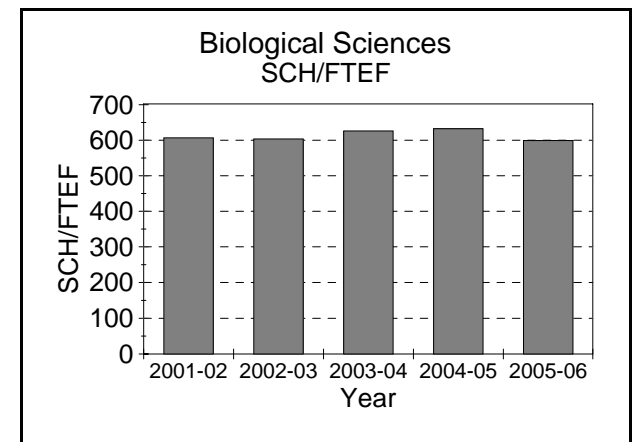
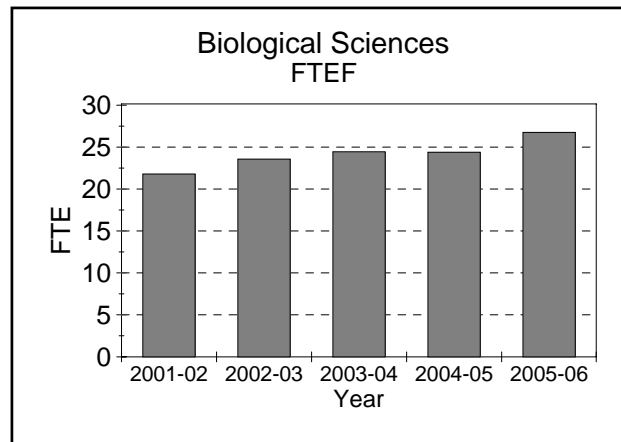
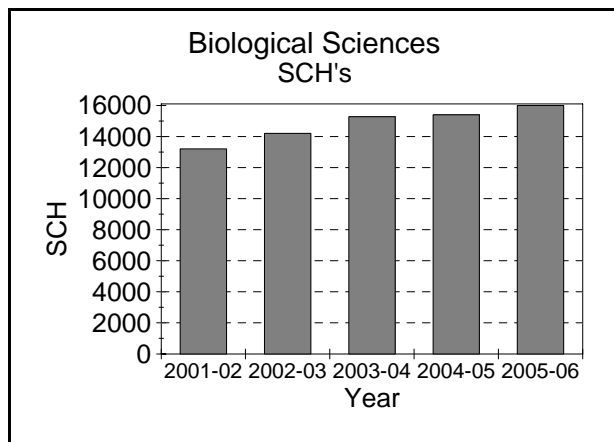
Source: Office of Institutional Research, g:\...fload\0506\prdah8g.rsl

# Ferris State University

## Student Credit Hours (SCH), Full Time Equated Faculty (FTEF) and SCH/FTEF Aggregated by Department

### Fall and Winter Terms Combined

#### Biological Sciences (College of Arts & Sciences)



<u>Year</u>	<u>SCH</u>	<u>FTEF</u>	<u>SCH/FTEF</u>
2001-02	13,119.00	21.68	605.07
2002-03	14,118.00	23.45	602.06
2003-04	15,186.00	24.33	624.09
2004-05	15,305.00	24.27	630.61
2005-06	15,898.00	26.62	597.23

Caution: When viewing graphs, please note the differences in scales

Source: Office of Institutional Research, g:\...\facload\0506\prdas1g.rsl

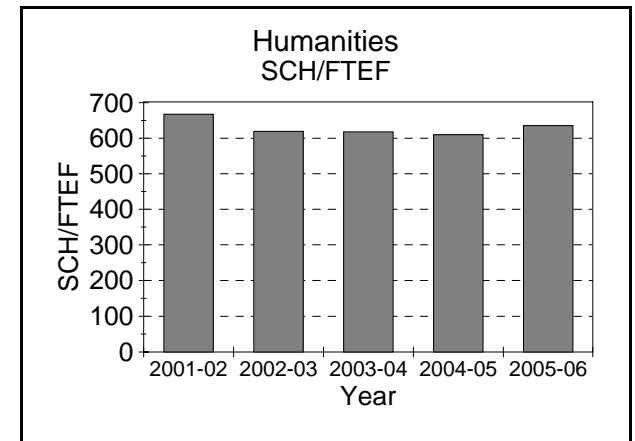
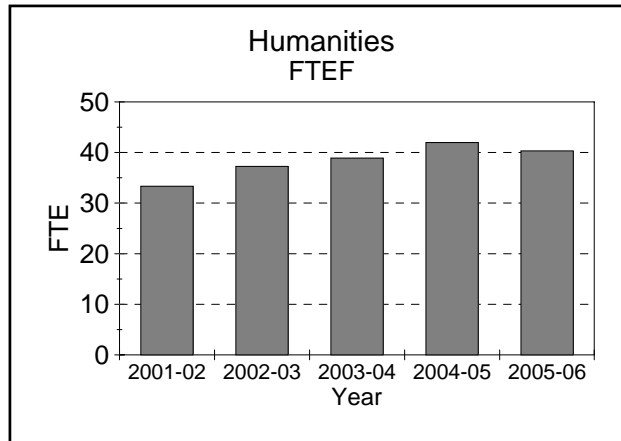
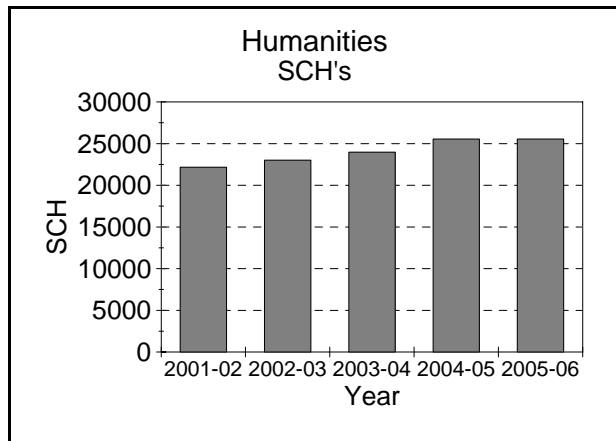


# Ferris State University

## Student Credit Hours (SCH), Full Time Equated Faculty (FTEF) and SCH/FTEF Aggregated by Department

### Fall and Winter Terms Combined

#### Humanities (College of Arts & Sciences)



<u>Year</u>	<u>SCH</u>	<u>FTEF</u>	<u>SCH/FTEF</u>
2001-02	22,176.00	33.33	665.42
2002-03	23,012.00	37.26	617.60
2003-04	23,974.00	38.90	616.34
2004-05	25,548.00	41.96	608.07
2005-06	25,556.00	40.32	633.84

Caution: When viewing graphs, please note the differences in scales

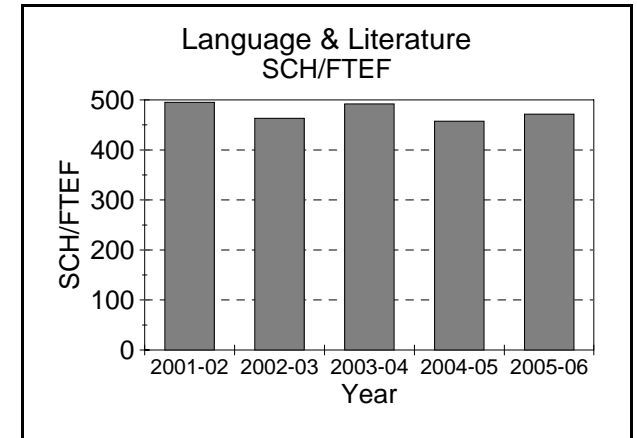
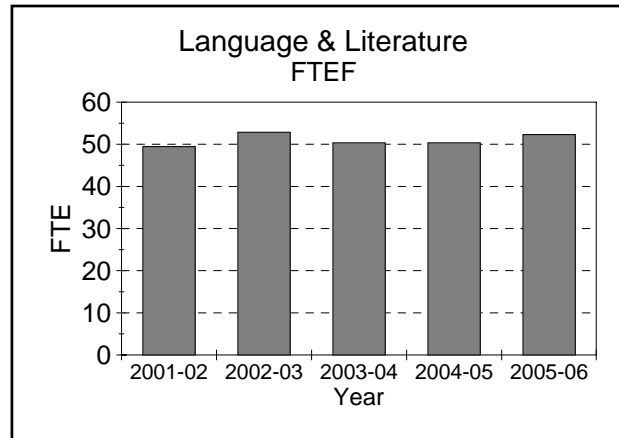
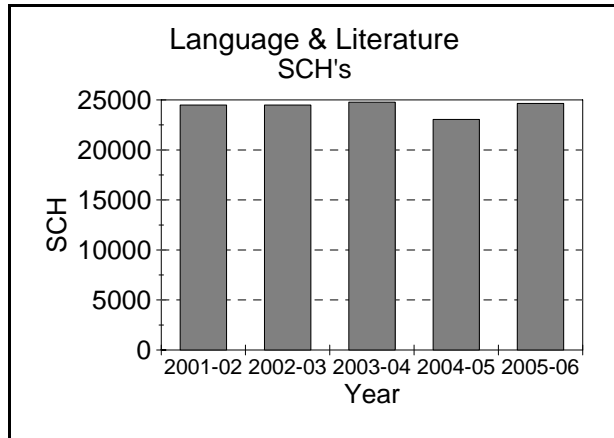
Source: Office of Institutional Research, g:\...\facload\0506\prdas2g.rsl

# Ferris State University

## Student Credit Hours (SCH), Full Time Equated Faculty (FTEF) and SCH/FTEF Aggregated by Department

### Fall and Winter Terms Combined

#### Language & Literature (College of Arts & Sciences)



<u>Year</u>	<u>SCH</u>	<u>FTEF</u>	<u>SCH/FTEF</u>
2001-02	24,483.00	49.45	495.16
2002-03	24,492.00	52.86	463.32
2003-04	24,784.00	50.36	492.14
2004-05	23,045.00	50.36	457.59
2005-06	24,656.00	52.28	471.65

Caution: When viewing graphs, please note the differences in scales

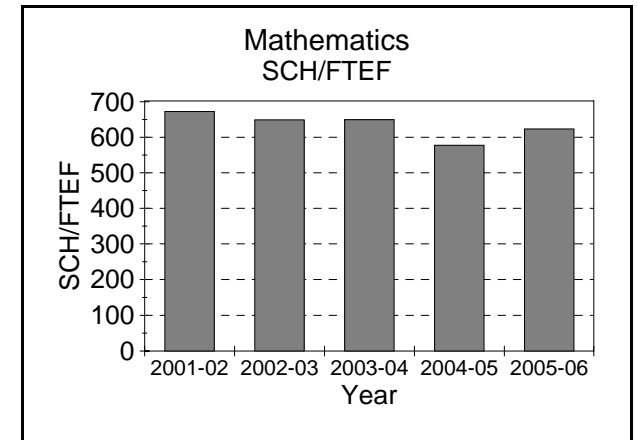
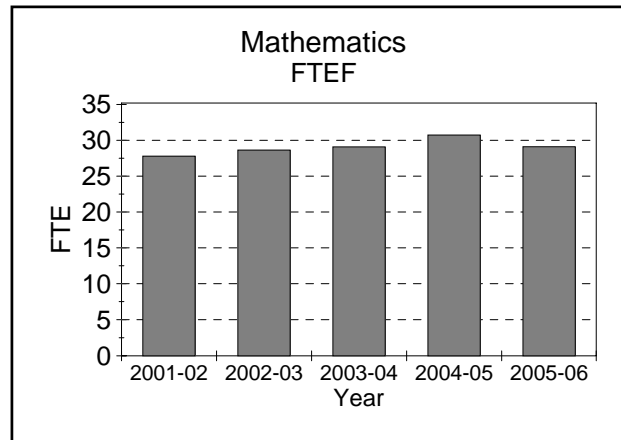
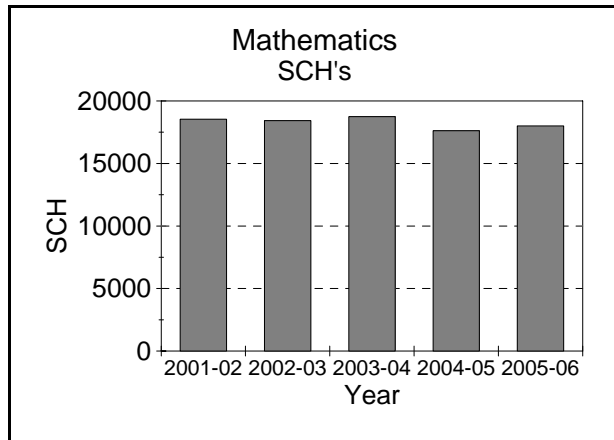
Source: Office of Institutional Research, g:\...\facload\0506\prdas3g.rsl

# Ferris State University

## Student Credit Hours (SCH), Full Time Equated Faculty (FTEF) and SCH/FTEF Aggregated by Department

### Fall and Winter Terms Combined

#### Mathematics (College of Arts & Sciences)



<u>Year</u>	<u>SCH</u>	<u>FTEF</u>	<u>SCH/FTEF</u>
2001-02	18,536.00	27.64	670.50
2002-03	18,431.00	28.49	647.01
2003-04	18,744.00	28.94	647.57
2004-05	17,617.00	30.58	576.05
2005-06	17,999.00	28.95	621.62

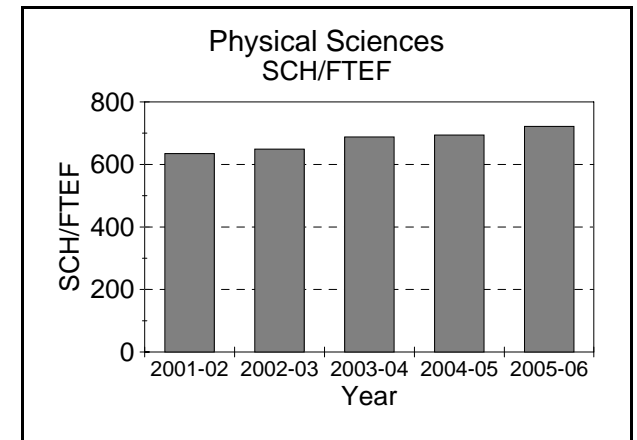
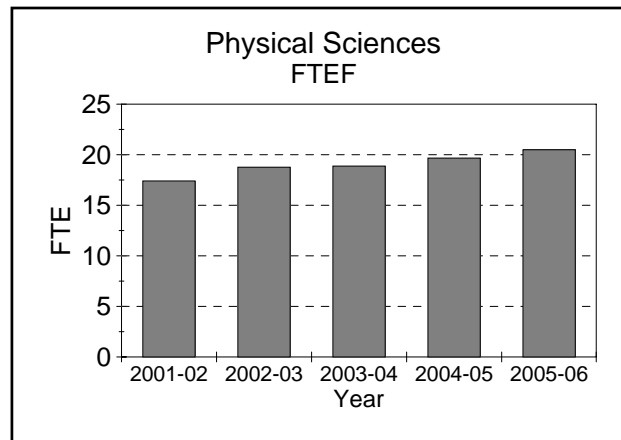
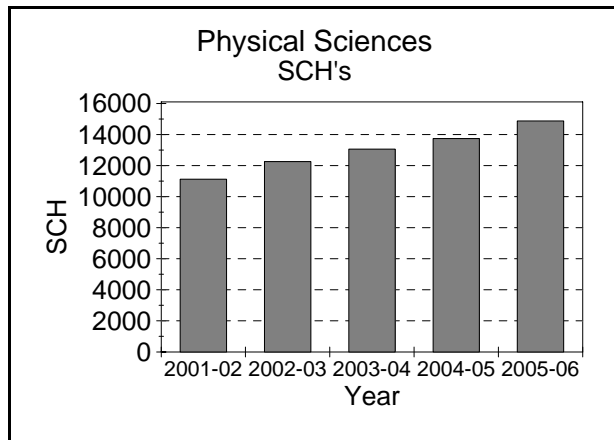
Caution: When viewing graphs, please note the differences in scales  
Source: Office of Institutional Research, g:\...\facload\0506\prdas4g.rsl

# Ferris State University

## Student Credit Hours (SCH), Full Time Equated Faculty (FTEF) and SCH/FTEF Aggregated by Department

### Fall and Winter Terms Combined

#### Physical Sciences (College of Arts & Sciences)



<u>Year</u>	<u>SCH</u>	<u>FTEF</u>	<u>SCH/FTEF</u>
2001-02	11,053.00	17.41	634.73
2002-03	12,177.00	18.76	649.11
2003-04	12,985.00	18.87	688.16
2004-05	13,653.00	19.67	694.24
2005-06	14,786.00	20.49	721.62

Caution: When viewing graphs, please note the differences in scales

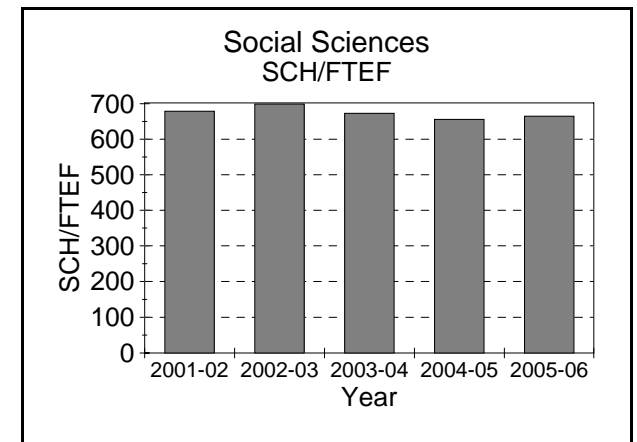
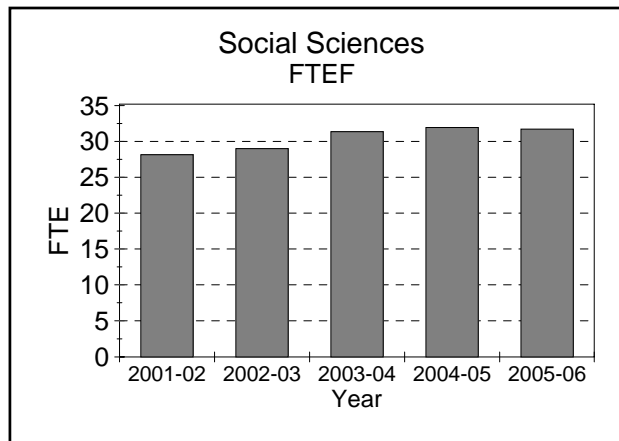
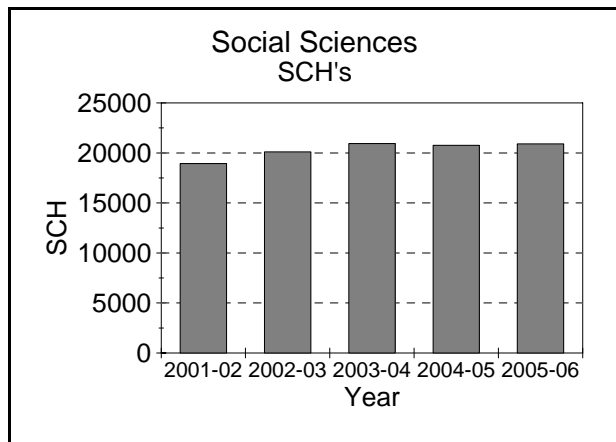
Source: Office of Institutional Research, g:\...\facload\0506\prdas5g.rsl

# Ferris State University

## Student Credit Hours (SCH), Full Time Equated Faculty (FTEF) and SCH/FTEF Aggregated by Department

### Fall and Winter Terms Combined

#### Social Sciences (College of Arts & Sciences)



<u>Year</u>	<u>SCH</u>	<u>FTEF</u>	<u>SCH/FTEF</u>
2001-02	18,944.00	27.99	676.80
2002-03	20,105.00	28.84	697.06
2003-04	20,931.00	31.20	670.82
2004-05	20,759.00	31.76	653.68
2005-06	20,905.00	31.54	662.85

Caution: When viewing graphs, please note the differences in scales

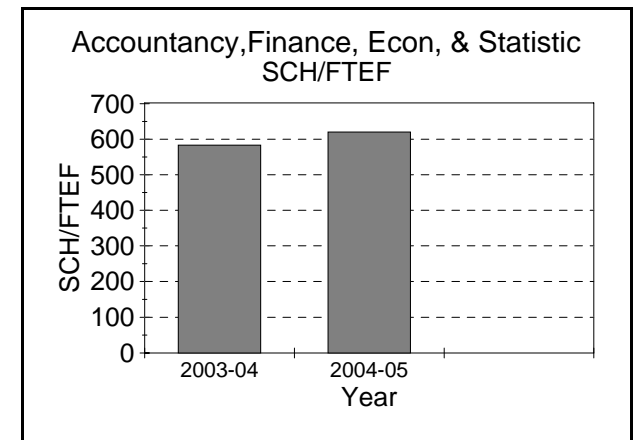
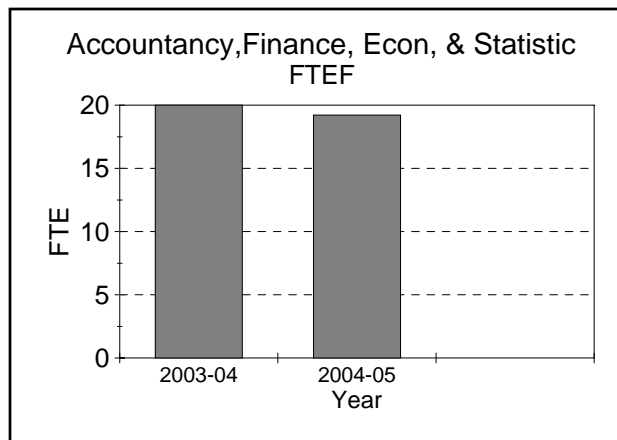
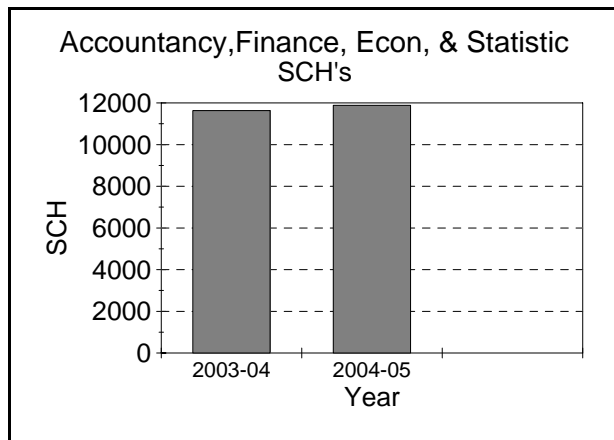
Source: Office of Institutional Research, g:\...\facload\0506\prdas6g.rsl

# Ferris State University

## Student Credit Hours (SCH), Full Time Equated Faculty (FTEF) and SCH/FTEF Aggregated by Department

### Fall and Winter Terms Combined

### Accountancy, Finance, Econ, & Statistics (College of Business)



<u>Year</u>	<u>SCH</u>	<u>FTEF</u>	<u>SCH/FTEF</u>
2003-04	11,631.00	20.00	581.55
2004-05	11,881.00	19.21	618.53

<< College of Business Reorganized in 2005-06 >>  
<< see detailed information for the FTE & SCH for the 2005-06 data >>

<< Prior to 2003-04 see **Accountancy/Econ/Applied Stats** >>

Caution: When viewing graphs, please note the differences in scales

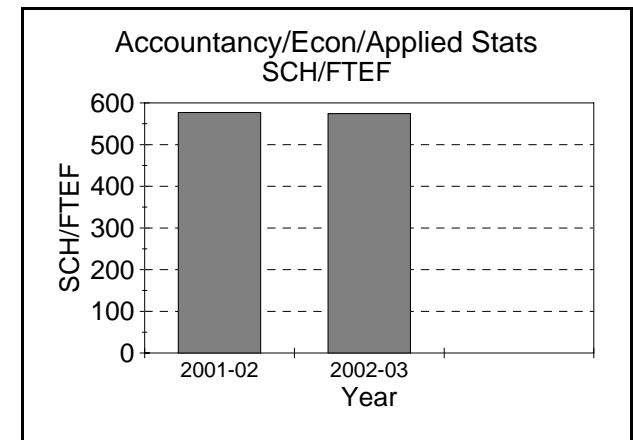
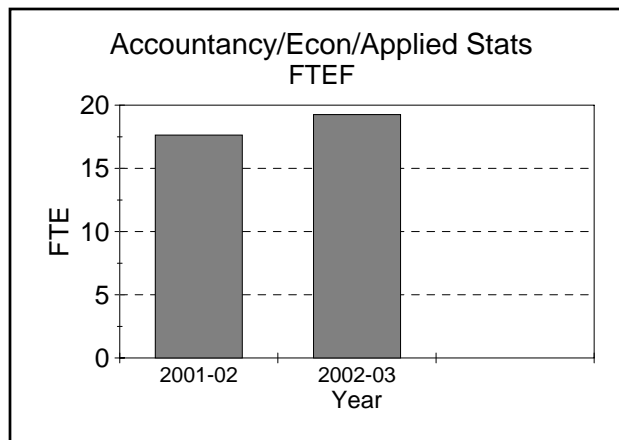
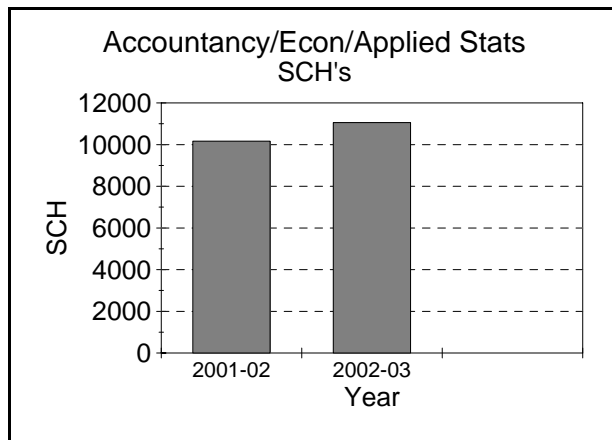
Source: Office of Institutional Research, g:\...\facload\0506\prdfs1g.rsl

# Ferris State University

## Student Credit Hours (SCH), Full Time Equated Faculty (FTEF) and SCH/FTEF Aggregated by Department

Fall and Winter Terms Combined

### Accountancy/Econ/Applied Stats (College of Business)



<u>Year</u>	<u>SCH</u>	<u>FTEF</u>	<u>SCH/FTEF</u>
2001-02	10,167.00	17.63	576.85
2002-03	11,058.00	19.25	574.44

<< Department changed to **Accountancy, Finance, Econ, & Statistics** in 2003-04 >>

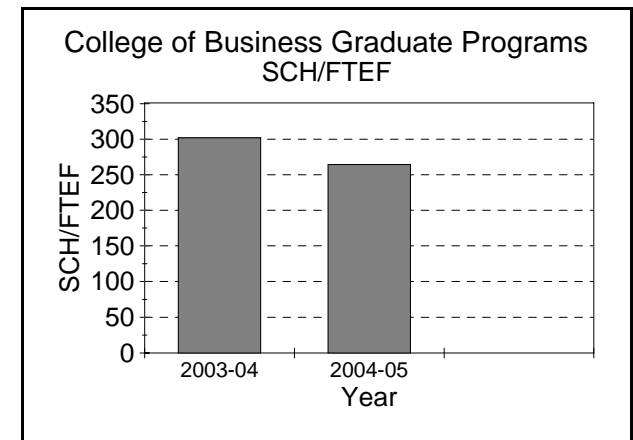
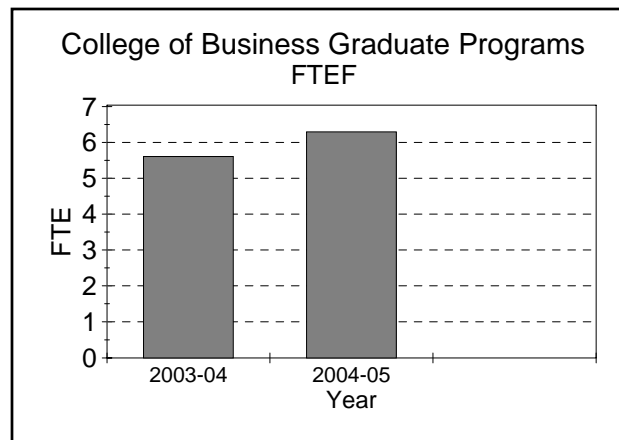
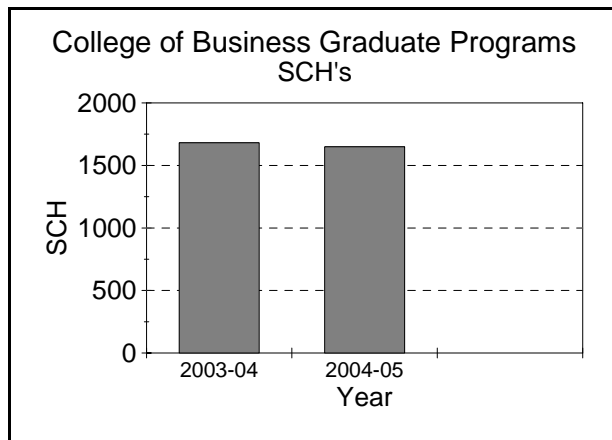
Caution: When viewing graphs, please note the differences in scales  
Source: Office of Institutional Research, g:\...\facload\0506\prdbs2g.rsl

# Ferris State University

## Student Credit Hours (SCH), Full Time Equated Faculty (FTEF) and SCH/FTEF Aggregated by Department

### Fall and Winter Terms Combined

#### College of Business Graduate Programs (College of Business)



<u>Year</u>	<u>SCH</u>	<u>FTEF</u>	<u>SCH/FTEF</u>
2003-04	1,681.00	5.58	301.19
2004-05	1,650.00	6.26	263.68

<< College of Business Reorganized in 2005-06 >>  
<< see detailed information for the FTE & SCH for the 2005-06 data >>

<< New Department in 2003-04 >>

Caution: When viewing graphs, please note the differences in scales  
Source: Office of Institutional Research, g:\...\facload\0506\prdfs7g.rsl

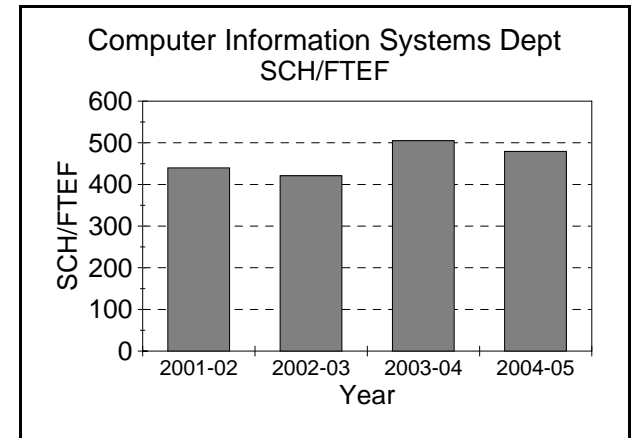
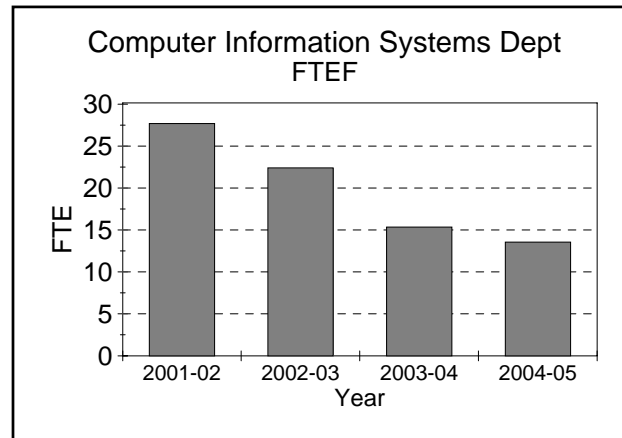
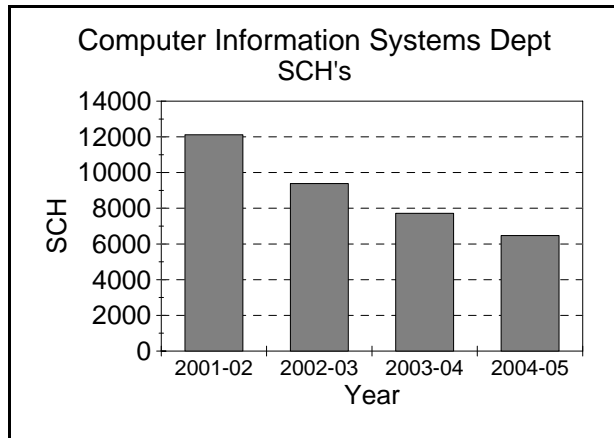


# Ferris State University

## Student Credit Hours (SCH), Full Time Equated Faculty (FTEF) and SCH/FTEF Aggregated by Department

Fall and Winter Terms Combined

### Computer Information Systems Dept (College of Business)



<u>Year</u>	<u>SCH</u>	<u>FTEF</u>	<u>SCH/FTEF</u>
2001-02	12,115.00	27.55	439.71
2002-03	9,382.00	22.29	420.89
2003-04	7,715.00	15.27	505.17
2004-05	6,474.00	13.50	479.38

<< College of Business Reorganized in 2005-06 >>  
<< see detailed information for the FTE & SCH for the 2005-06 data >>

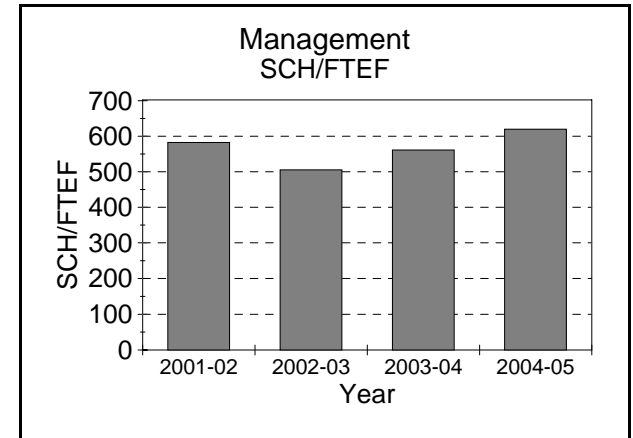
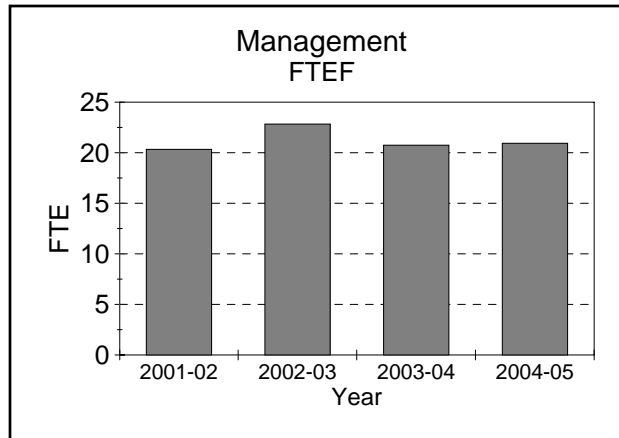
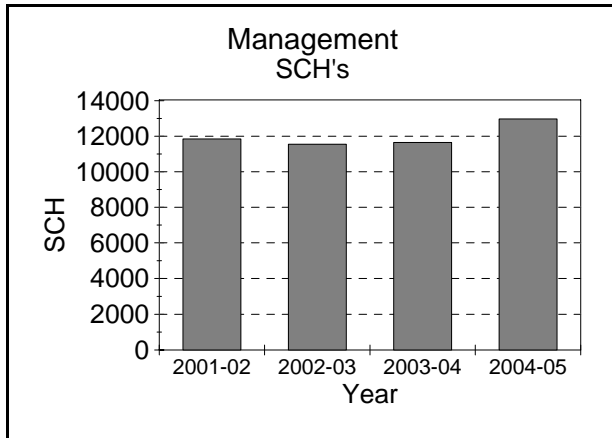
Caution: When viewing graphs, please note the differences in scales  
Source: Office of Institutional Research, g:\...\facload\0506\prdbs3g.rsl

# Ferris State University

## Student Credit Hours (SCH), Full Time Equated Faculty (FTEF) and SCH/FTEF Aggregated by Department

### Fall and Winter Terms Combined

#### Management (College of Business)



<u>Year</u>	<u>SCH</u>	<u>FTEF</u>	<u>SCH/FTEF</u>
2001-02	11,812.00	20.34	580.76
2002-03	11,518.00	22.83	504.51
2003-04	11,618.00	20.75	559.82
2004-05	12,936.00	20.93	618.17

<< College of Business Reorganized in 2005-06 >>  
<< see detailed information for the FTE & SCH for the 2005-06 data >>

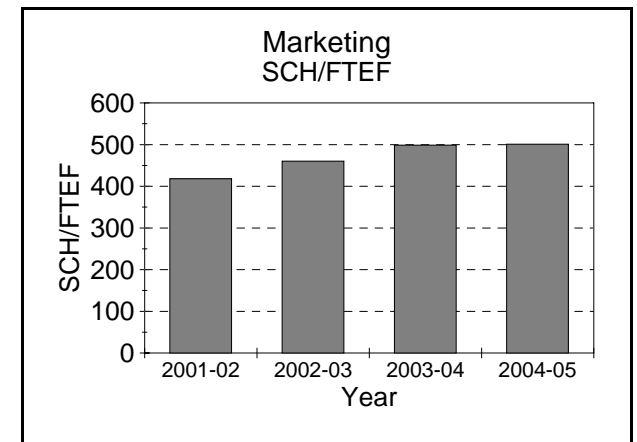
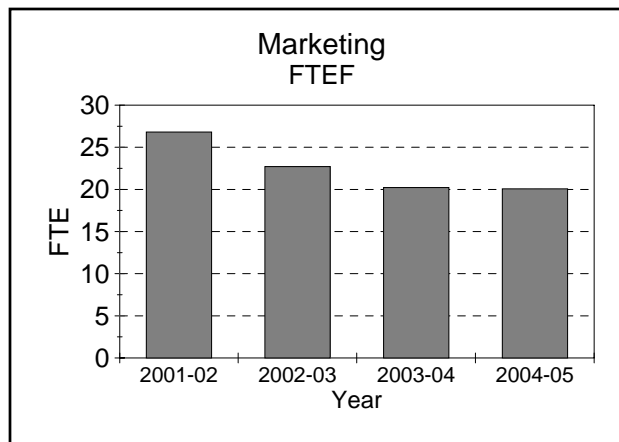
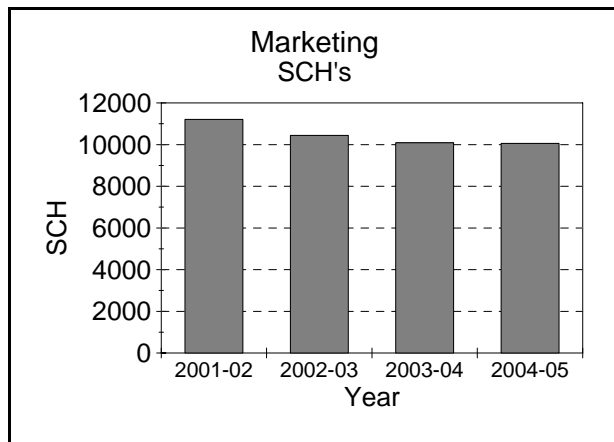
Caution: When viewing graphs, please note the differences in scales  
Source: Office of Institutional Research, g:\...\facload\0506\prpbs5g.rsl

# Ferris State University

## Student Credit Hours (SCH), Full Time Equated Faculty (FTEF) and SCH/FTEF Aggregated by Department

### Fall and Winter Terms Combined

#### Marketing (College of Business)



<u>Year</u>	<u>SCH</u>	<u>FTEF</u>	<u>SCH/FTEF</u>
2001-02	11,210.00	26.81	418.06
2002-03	10,445.00	22.70	460.09
2003-04	10,088.00	20.23	498.58
2004-05	10,057.00	20.07	501.08

<< College of Business Reorganized in 2005-06 >>  
<< see detailed information for the FTE & SCH for the 2005-06 data >>

Caution: When viewing graphs, please note the differences in scales

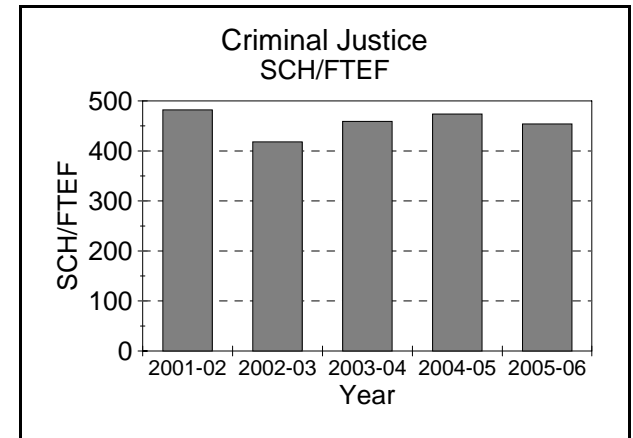
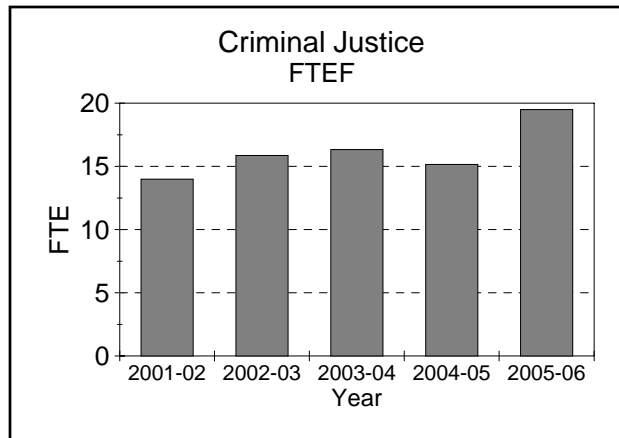
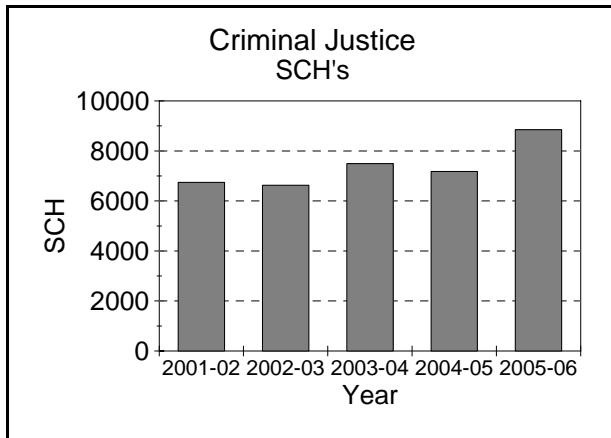
Source: Office of Institutional Research, g:\...\facload\0506\prdbs4g.rsl

# Ferris State University

## Student Credit Hours (SCH), Full Time Equated Faculty (FTEF) and SCH/FTEF Aggregated by Department

### Fall and Winter Terms Combined

#### Criminal Justice (College of Education & Human Services)



<u>Year</u>	<u>SCH</u>	<u>FTEF</u>	<u>SCH/FTEF</u>
2001-02	6,743.00	13.99	482.02
2002-03	6,631.00	15.86	418.01
2003-04	7,492.00	16.33	458.93
2004-05	7,177.00	15.15	473.77
2005-06	8,846.00	19.49	453.87

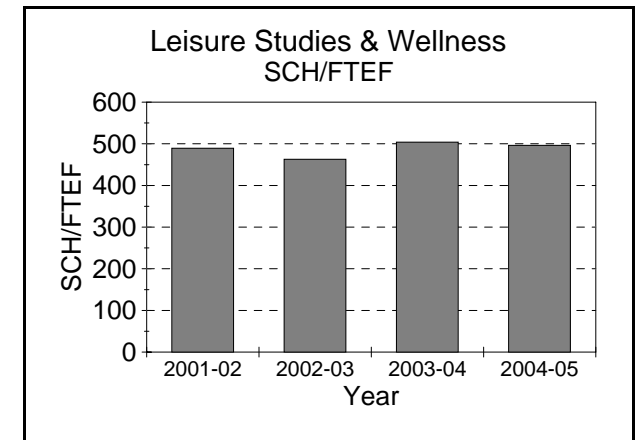
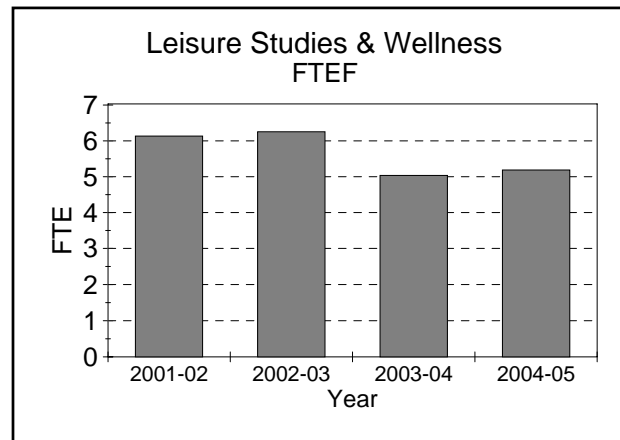
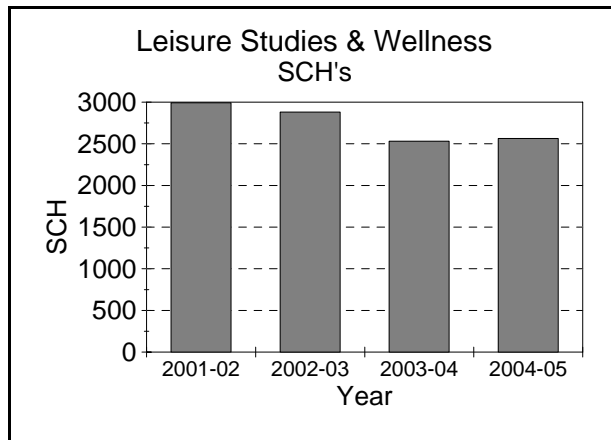
Caution: When viewing graphs, please note the differences in scales  
Source: Office of Institutional Research, g:\...\facload\0506\prded2g.rsl

# Ferris State University

## Student Credit Hours (SCH), Full Time Equated Faculty (FTEF) and SCH/FTEF Aggregated by Department

Fall and Winter Terms Combined

### Leisure Studies & Wellness (College of Education & Human Services)



<u>Year</u>	<u>SCH</u>	<u>FTEF</u>	<u>SCH/FTEF</u>
2001-02	2,992.00	6.11	489.35
2002-03	2,881.00	6.23	462.79
2003-04	2,532.00	5.02	504.05
2004-05	2,564.00	5.17	496.18

<< Department changed to Recreation Leisure Services & Wellness in 2005-06 >>

Caution: When viewing graphs, please note the differences in scales

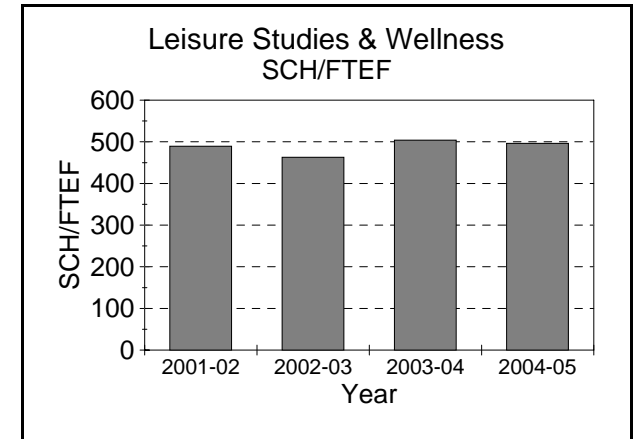
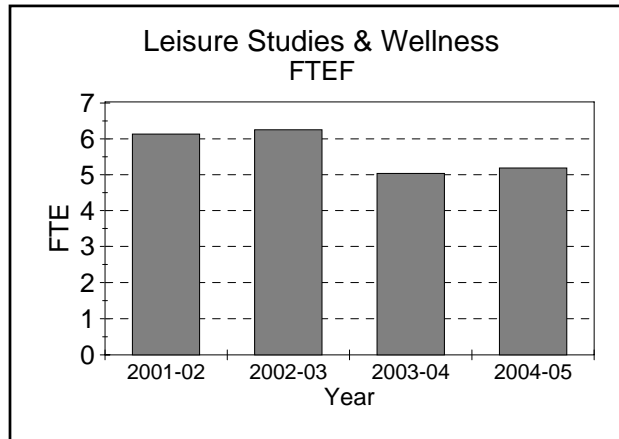
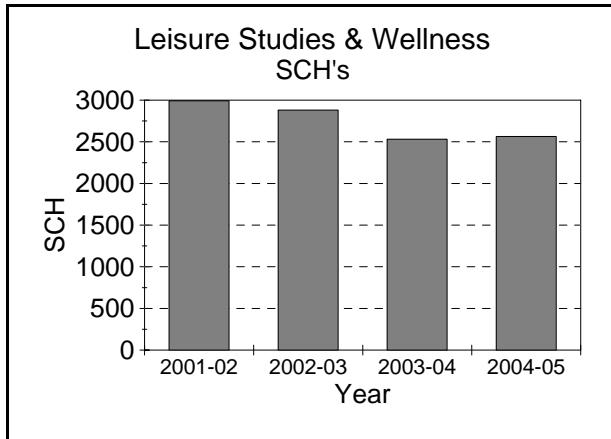
Source: Office of Institutional Research, g:\...\facload\0506\prded3g.rsl

# Ferris State University

## Student Credit Hours (SCH), Full Time Equated Faculty (FTEF) and SCH/FTEF Aggregated by Department

Fall and Winter Terms Combined

### Leisure Studies & Wellness (College of Education & Human Services)



<u>Year</u>	<u>SCH</u>	<u>FTEF</u>	<u>SCH/FTEF</u>
2001-02	2,992.00	6.11	489.35
2002-03	2,881.00	6.23	462.79
2003-04	2,532.00	5.02	504.05
2004-05	2,564.00	5.17	496.18

<< Department changed to Recreation Leisure Services & Wellness in 2005-06 >>

Caution: When viewing graphs, please note the differences in scales

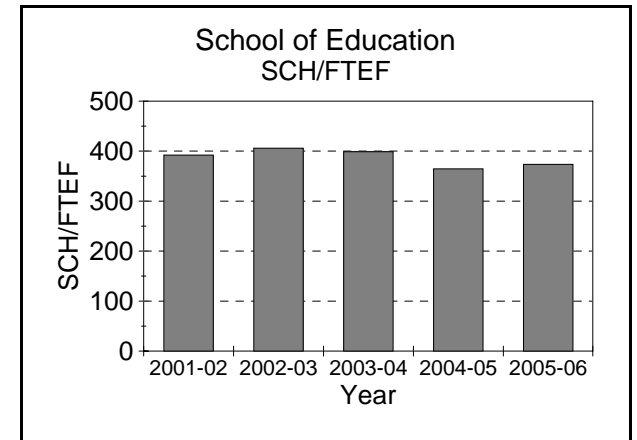
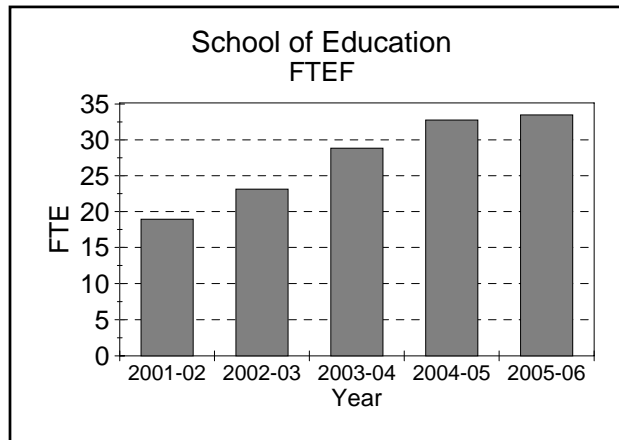
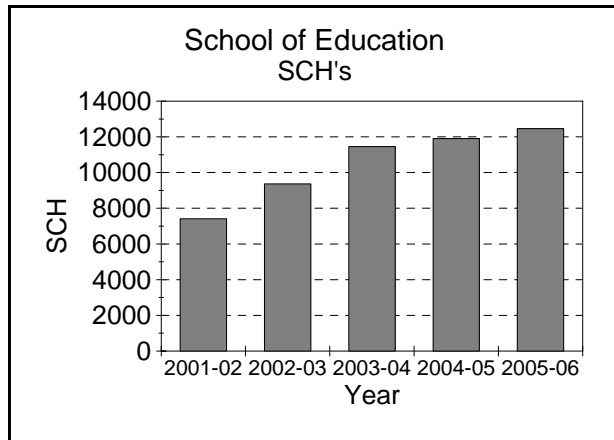
Source: Office of Institutional Research, g:\...\facload\0506\prded3g.rsl

# Ferris State University

## Student Credit Hours (SCH), Full Time Equated Faculty (FTEF) and SCH/FTEF Aggregated by Department

Fall and Winter Terms Combined

### School of Education (College of Education & Human Services)



<u>Year</u>	<u>SCH</u>	<u>FTEF</u>	<u>SCH/FTEF</u>
2001-02	7,414.00	18.91	392.13
2002-03	9,362.00	23.07	405.76
2003-04	11,455.00	28.73	398.77
2004-05	11,903.00	32.64	364.72
2005-06	12,460.00	33.34	373.70

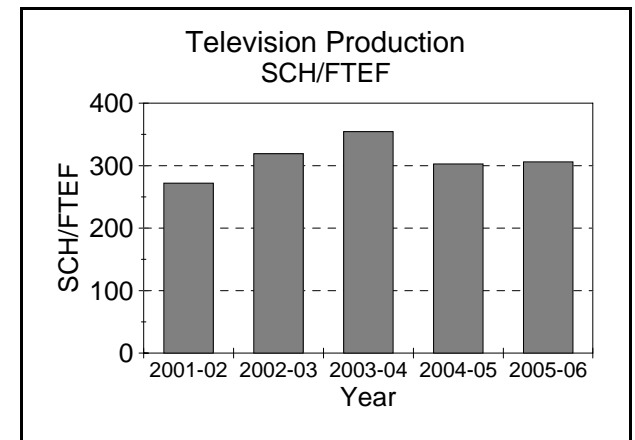
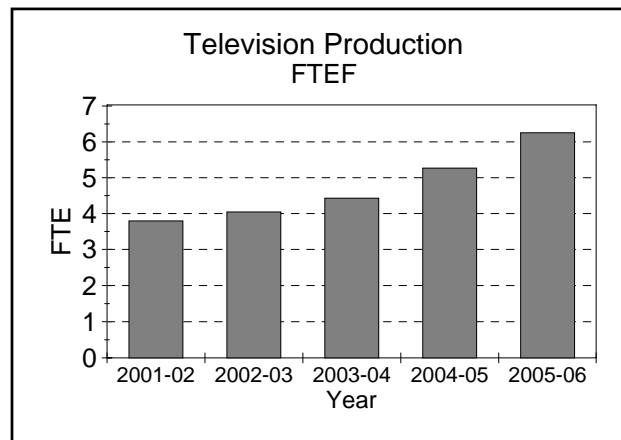
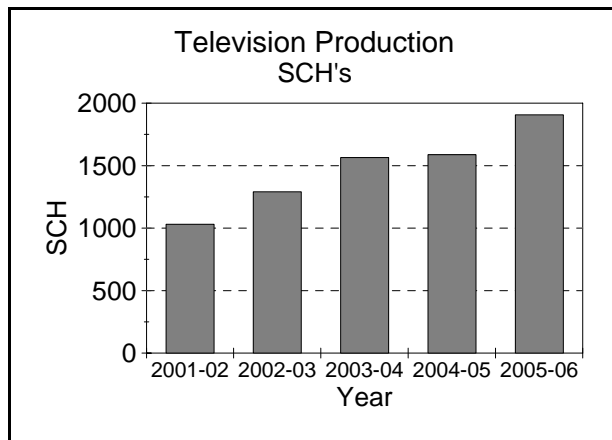
Caution: When viewing graphs, please note the differences in scales  
Source: Office of Institutional Research, g:\...\facload\0506\prded4g.rsl

# Ferris State University

## Student Credit Hours (SCH), Full Time Equated Faculty (FTEF) and SCH/FTEF Aggregated by Department

Fall and Winter Terms Combined

### Television Production (College of Education & Human Services)



<u>Year</u>	<u>SCH</u>	<u>FTEF</u>	<u>SCH/FTEF</u>
2001-02	1,031.00	3.79	272.03
2002-03	1,291.00	4.04	319.16
2003-04	1,565.00	4.42	354.47
2004-05	1,588.00	5.25	302.76
2005-06	1,906.00	6.23	306.01

Caution: When viewing graphs, please note the differences in scales  
Source: Office of Institutional Research, g:\...\facload\0506\prded5g.rsl

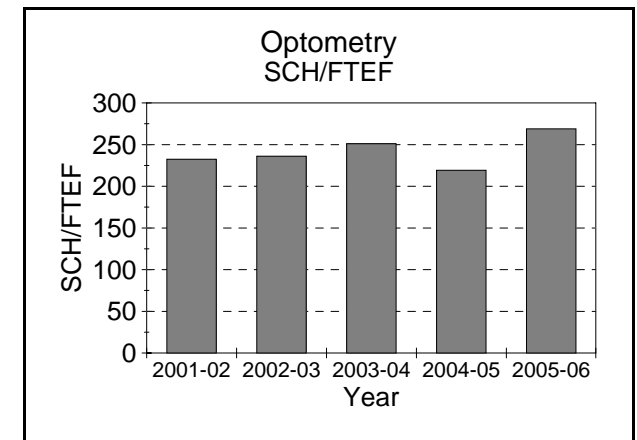
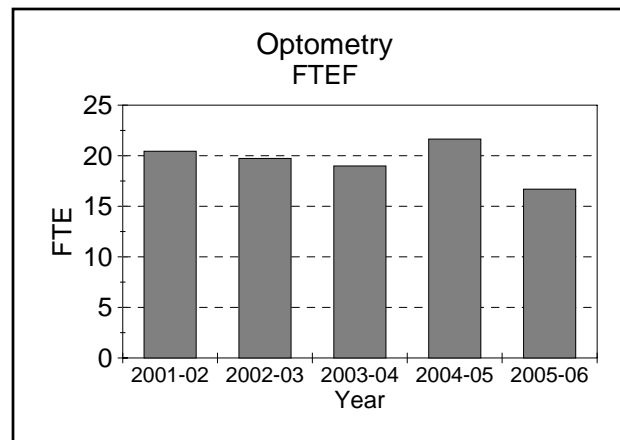
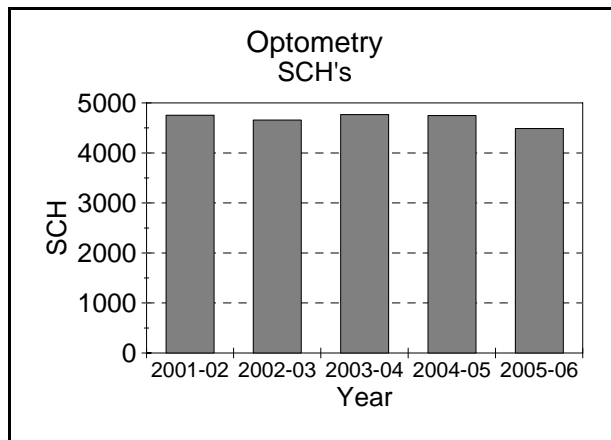


# Ferris State University

## Student Credit Hours (SCH), Full Time Equated Faculty (FTEF) and SCH/FTEF Aggregated by Department

### Fall and Winter Terms Combined

#### Optometry (College of Optometry)



<u>Year</u>	<u>SCH</u>	<u>FTEF</u>	<u>SCH/FTEF</u>
2001-02	4,753.00	20.45	232.39
2002-03	4,657.00	19.73	236.01
2003-04	4,765.00	18.98	251.10
2004-05	4,746.00	21.65	219.24
2005-06	4,488.00	16.69	268.85

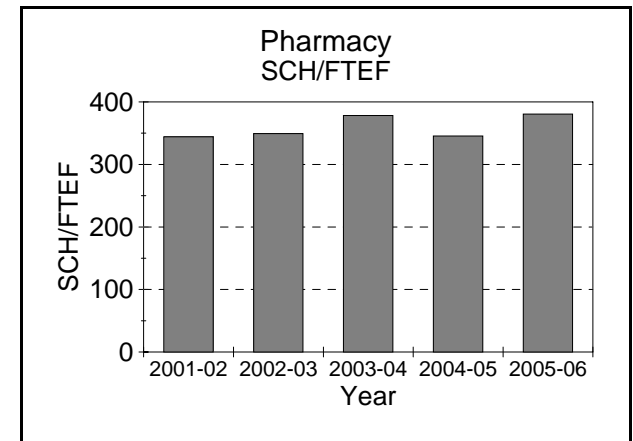
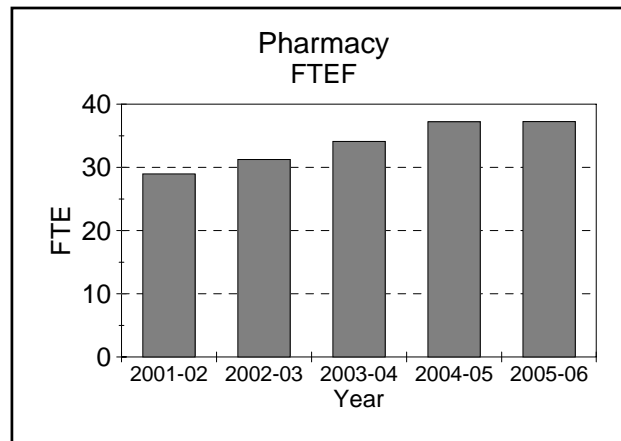
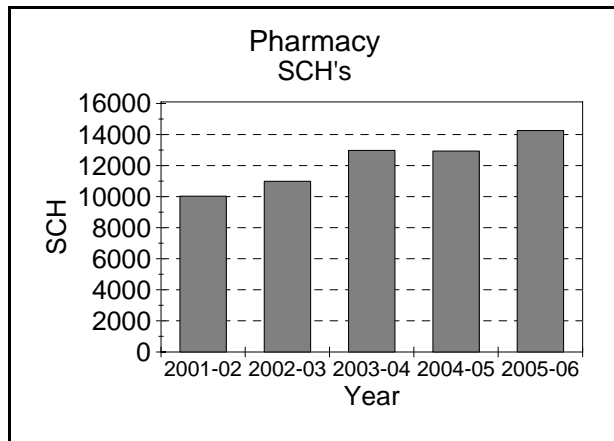
Caution: When viewing graphs, please note the differences in scales  
Source: Office of Institutional Research, g:\...fload\0506\prdrop3g.rsl

# Ferris State University

## Student Credit Hours (SCH), Full Time Equated Faculty (FTEF) and SCH/FTEF Aggregated by Department

### Fall and Winter Terms Combined

#### Pharmacy (College of Pharmacy)



<u>Year</u>	<u>SCH</u>	<u>FTEF</u>	<u>SCH/FTEF</u>
2001-02	9,967.00	28.96	344.21
2002-03	10,919.00	31.25	349.42
2003-04	12,896.00	34.10	378.22
2004-05	12,860.00	37.21	345.61
2005-06	14,172.00	37.25	380.43

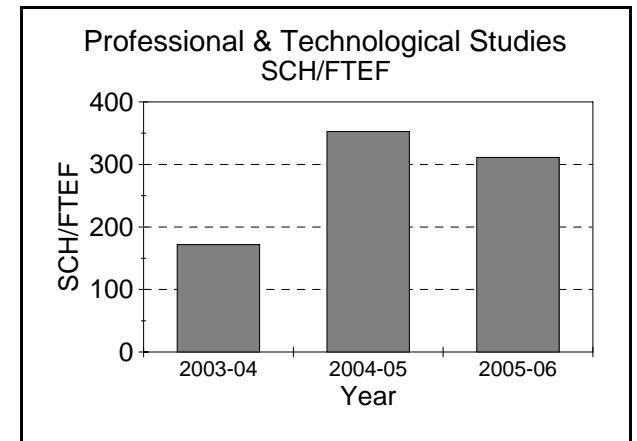
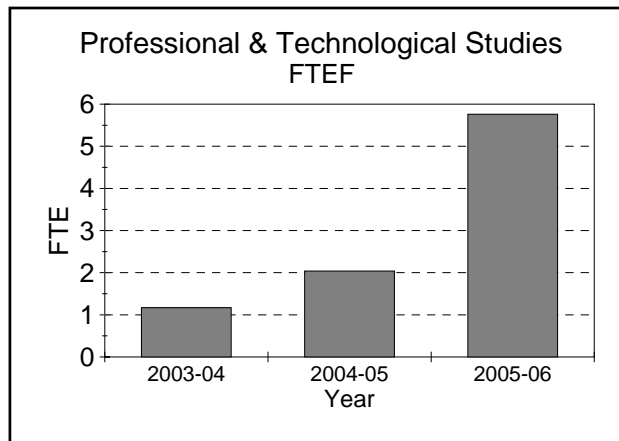
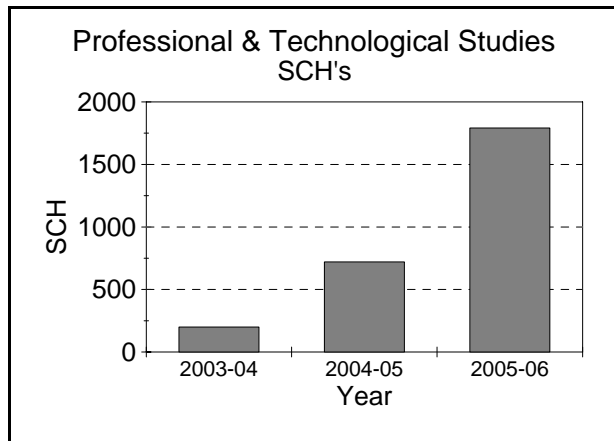
Caution: When viewing graphs, please note the differences in scales  
Source: Office of Institutional Research, g:\...\facload\0506\prph1g.rsl

# Ferris State University

## Student Credit Hours (SCH), Full Time Equated Faculty (FTEF) and SCH/FTEF Aggregated by Department

Fall and Winter Terms Combined

### Professional & Technological Studies (College of Professional & Technological Studies)



<u>Year</u>	<u>SCH</u>	<u>FTEF</u>	<u>SCH/FTEF</u>
2003-04	200.00	1.17	171.67
2004-05	721.00	2.04	352.57
2005-06	1,791.00	5.76	311.21

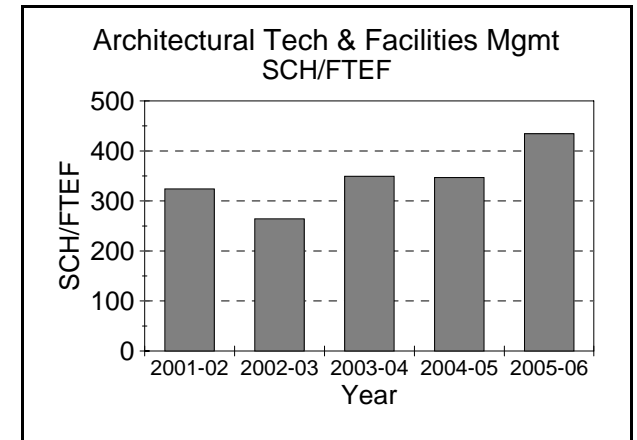
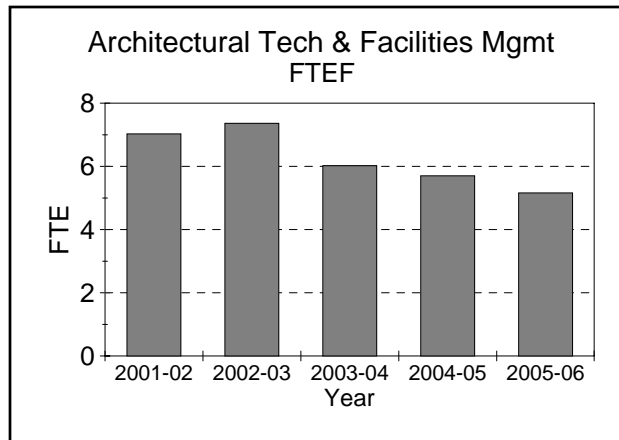
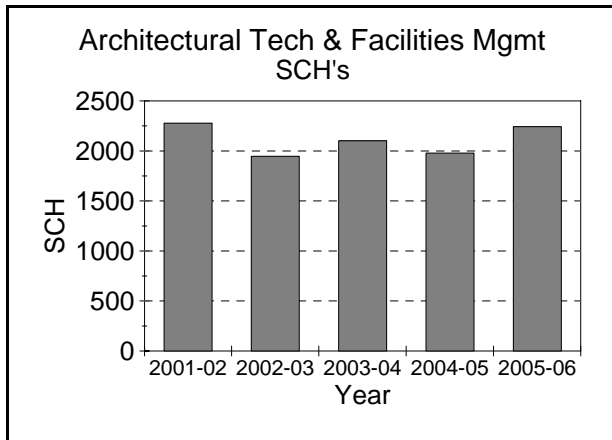
Caution: When viewing graphs, please note the differences in scales  
Source: Office of Institutional Research, g:\...\facload\0506\prdps1g.rsl

# Ferris State University

## Student Credit Hours (SCH), Full Time Equated Faculty (FTEF) and SCH/FTEF Aggregated by Department

### Fall and Winter Terms Combined

#### Architectural Tech & Facilities Mgmt (College of Technology)



<u>Year</u>	<u>SCH</u>	<u>FTEF</u>	<u>SCH/FTEF</u>
2001-02	2,277.00	7.03	324.13
2002-03	1,946.00	7.36	264.37
2003-04	2,102.00	6.02	349.32
2004-05	1,979.00	5.70	346.92
2005-06	2,242.00	5.16	434.45

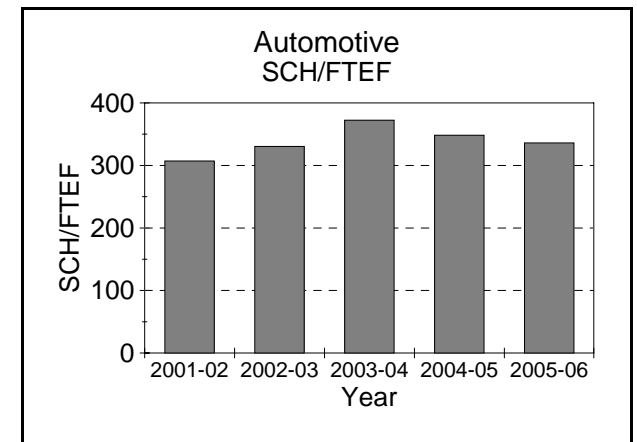
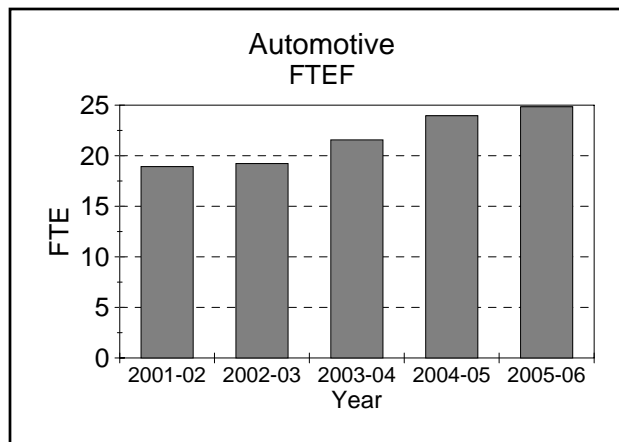
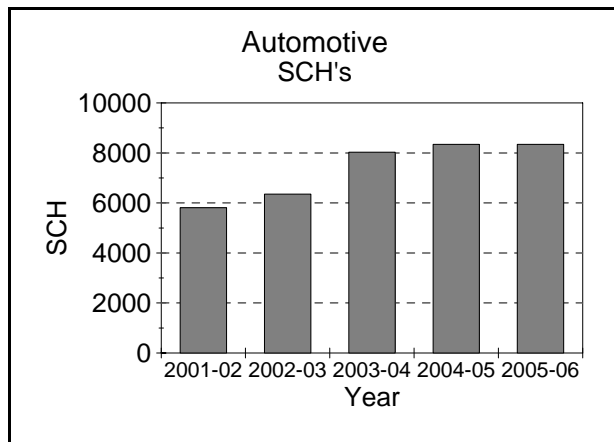
Caution: When viewing graphs, please note the differences in scales  
Source: Office of Institutional Research, g:\...fload\0506\prte1g.rsl

# Ferris State University

## Student Credit Hours (SCH), Full Time Equated Faculty (FTEF) and SCH/FTEF Aggregated by Department

### Fall and Winter Terms Combined

#### Automotive (College of Technology)



<u>Year</u>	<u>SCH</u>	<u>FTEF</u>	<u>SCH/FTEF</u>
2001-02	5,809.00	18.92	307.03
2002-03	6,353.00	19.22	330.51
2003-04	8,032.00	21.57	372.38
2004-05	8,345.00	23.95	348.37
2005-06	8,345.00	24.84	335.98

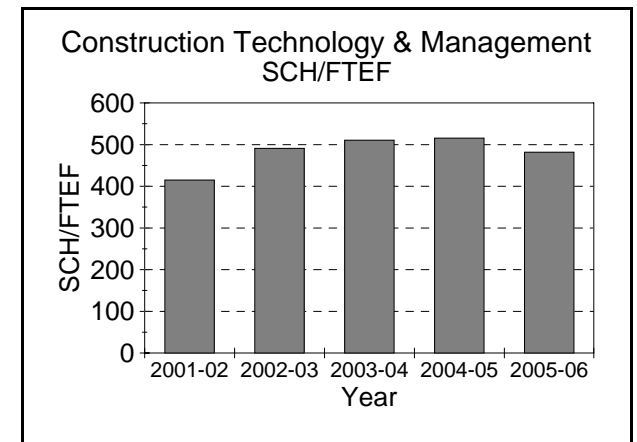
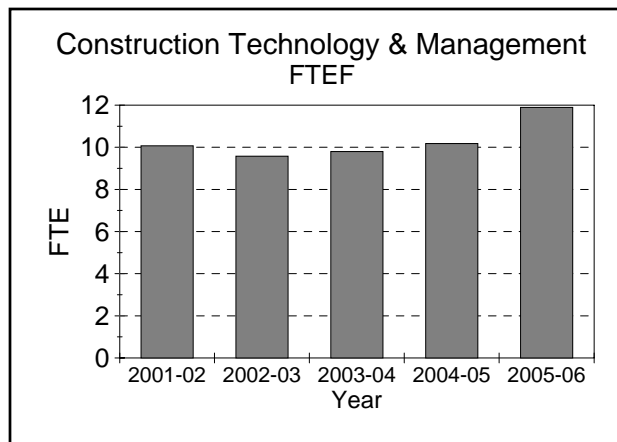
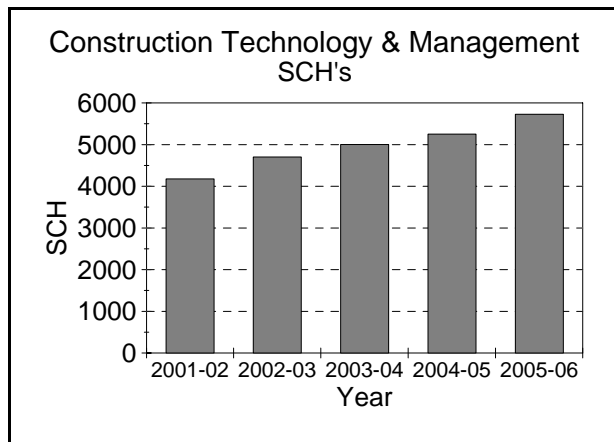
Caution: When viewing graphs, please note the differences in scales  
Source: Office of Institutional Research, g:\...vacload\0506\prdte2g.rsl

# Ferris State University

## Student Credit Hours (SCH), Full Time Equated Faculty (FTEF) and SCH/FTEF Aggregated by Department

Fall and Winter Terms Combined

### Construction Technology & Management (College of Technology)



<u>Year</u>	<u>SCH</u>	<u>FTEF</u>	<u>SCH/FTEF</u>
2001-02	4,178.00	10.07	415.05
2002-03	4,704.00	9.58	491.02
2003-04	5,003.00	9.80	510.68
2004-05	5,251.00	10.18	515.58
2005-06	5,729.00	11.89	481.67

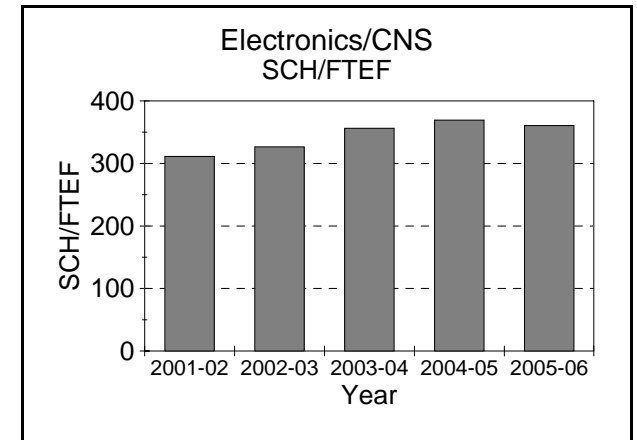
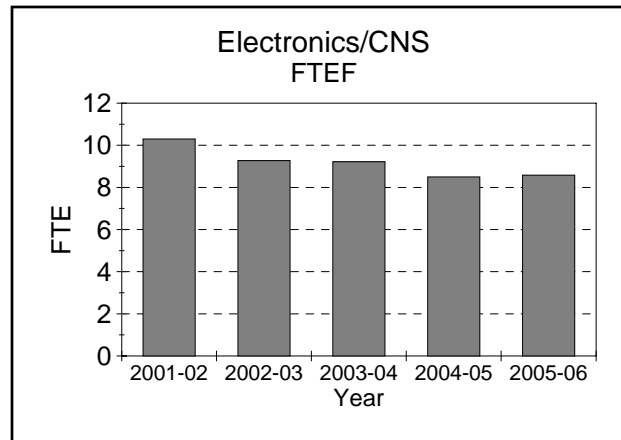
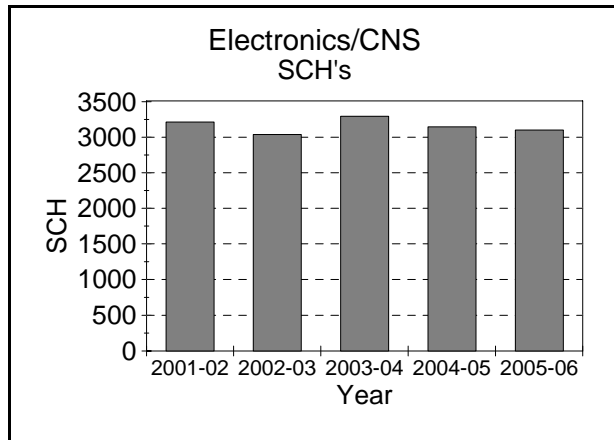
Caution: When viewing graphs, please note the differences in scales  
Source: Office of Institutional Research, g:\...fload\0506\prdt3g.rsl

# Ferris State University

## Student Credit Hours (SCH), Full Time Equated Faculty (FTEF) and SCH/FTEF Aggregated by Department

### Fall and Winter Terms Combined

#### Electronics/CNS (College of Technology)



<u>Year</u>	<u>SCH</u>	<u>FTEF</u>	<u>SCH/FTEF</u>
2001-02	3,205.00	10.30	311.12
2002-03	3,029.00	9.27	326.61
2003-04	3,284.00	9.22	356.23
2004-05	3,137.00	8.50	369.28
2005-06	3,093.00	8.58	360.65

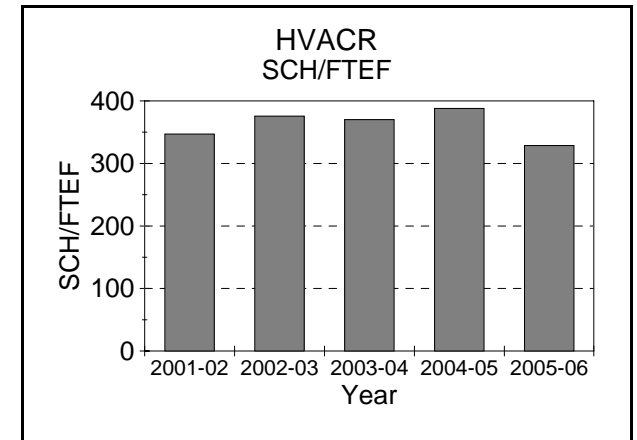
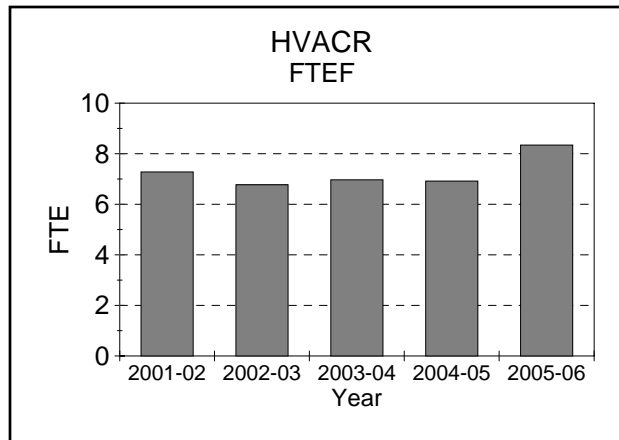
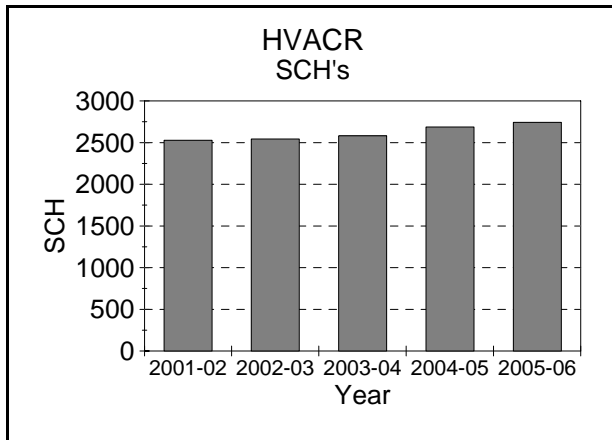
Caution: When viewing graphs, please note the differences in scales  
Source: Office of Institutional Research, g:\...fload\0506\prdt4g.rsl

# Ferris State University

## Student Credit Hours (SCH), Full Time Equated Faculty (FTEF) and SCH/FTEF Aggregated by Department

### Fall and Winter Terms Combined

#### HVACR (College of Technology)



<u>Year</u>	<u>SCH</u>	<u>FTEF</u>	<u>SCH/FTEF</u>
2001-02	2,527.00	7.28	346.94
2002-03	2,544.00	6.77	375.81
2003-04	2,581.00	6.97	370.15
2004-05	2,687.00	6.92	388.08
2005-06	2,742.00	8.34	328.65

Caution: When viewing graphs, please note the differences in scales  
Source: Office of Institutional Research, g:\...facload\0506\prdt5g.rsl

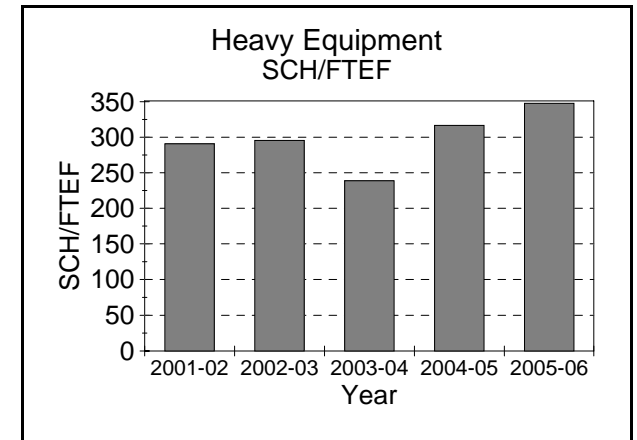
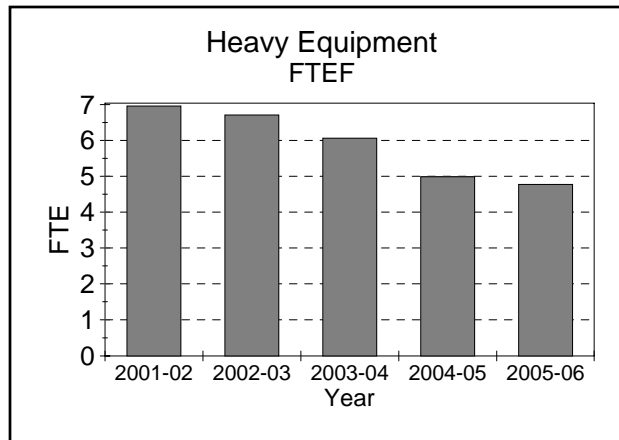
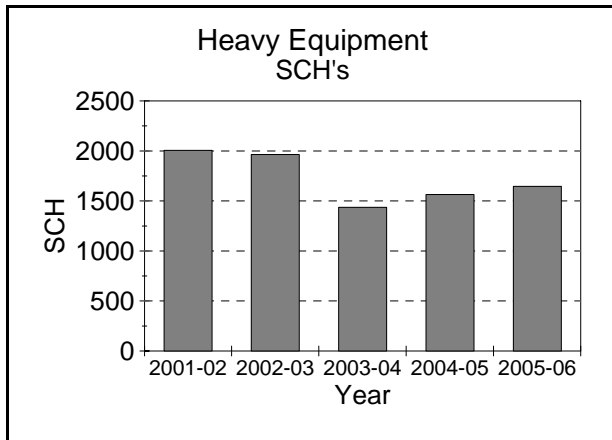


# Ferris State University

## Student Credit Hours (SCH), Full Time Equated Faculty (FTEF) and SCH/FTEF Aggregated by Department

Fall and Winter Terms Combined

### Heavy Equipment (College of Technology)



<u>Year</u>	<u>SCH</u>	<u>FTEF</u>	<u>SCH/FTEF</u>
2001-02	2,006.00	6.92	289.88
2002-03	1,964.00	6.67	294.60
2003-04	1,436.00	6.03	238.34
2004-05	1,564.00	4.96	315.64
2005-06	1,646.00	4.75	346.53

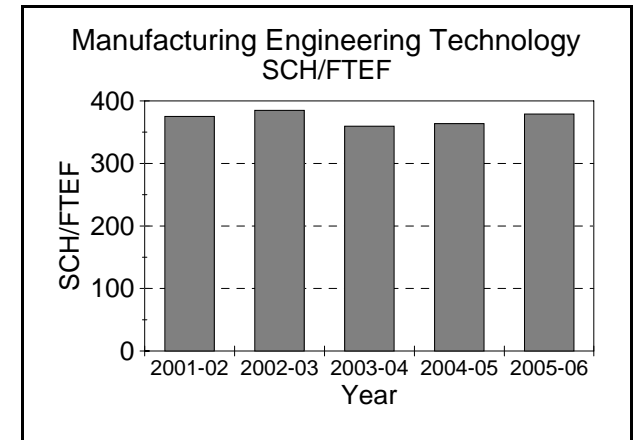
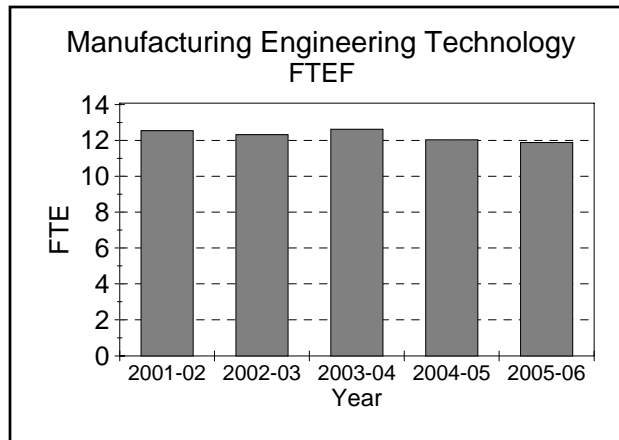
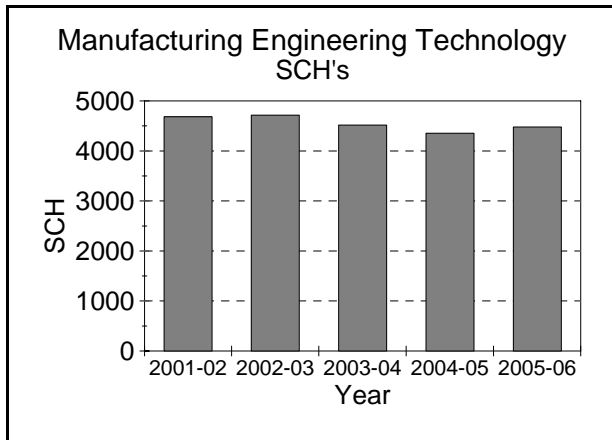
Caution: When viewing graphs, please note the differences in scales  
Source: Office of Institutional Research, g:\...facload\0506\prfte6g.rsl

# Ferris State University

## Student Credit Hours (SCH), Full Time Equated Faculty (FTEF) and SCH/FTEF Aggregated by Department

Fall and Winter Terms Combined

### Manufacturing Engineering Technology (College of Technology)



<u>Year</u>	<u>SCH</u>	<u>FTEF</u>	<u>SCH/FTEF</u>
2001-02	4,684.00	12.48	375.17
2002-03	4,714.00	12.25	384.89
2003-04	4,516.00	12.56	359.57
2004-05	4,354.00	11.97	363.60
2005-06	4,480.00	11.82	379.10

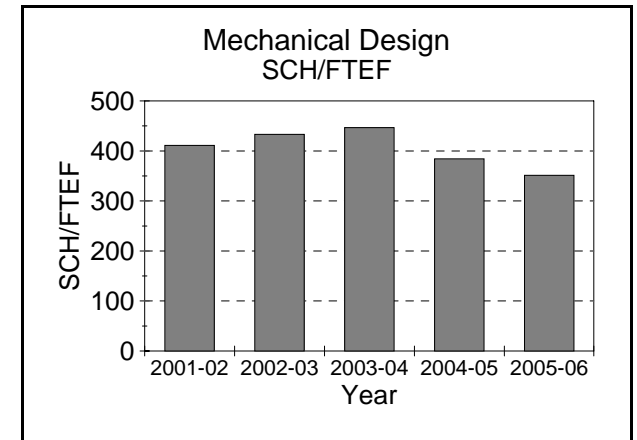
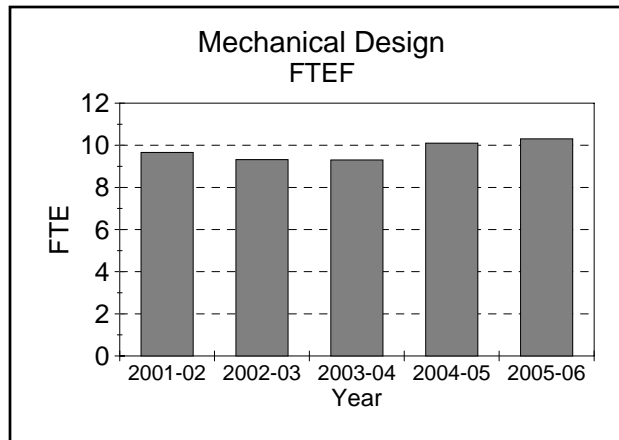
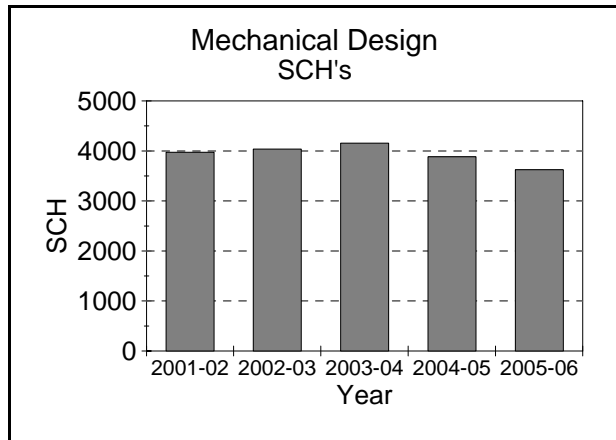
Caution: When viewing graphs, please note the differences in scales  
Source: Office of Institutional Research, g:\...fload\0506\prdt7g.rsl

# Ferris State University

## Student Credit Hours (SCH), Full Time Equated Faculty (FTEF) and SCH/FTEF Aggregated by Department

Fall and Winter Terms Combined

### Mechanical Design (College of Technology)



<u>Year</u>	<u>SCH</u>	<u>FTEF</u>	<u>SCH/FTEF</u>
2001-02	3,973.00	9.66	411.07
2002-03	4,037.00	9.32	433.10
2003-04	4,154.00	9.30	446.60
2004-05	3,882.00	10.10	384.29
2005-06	3,623.00	10.31	351.36

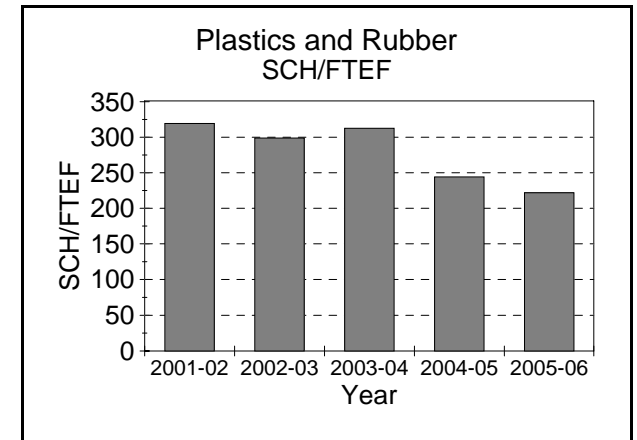
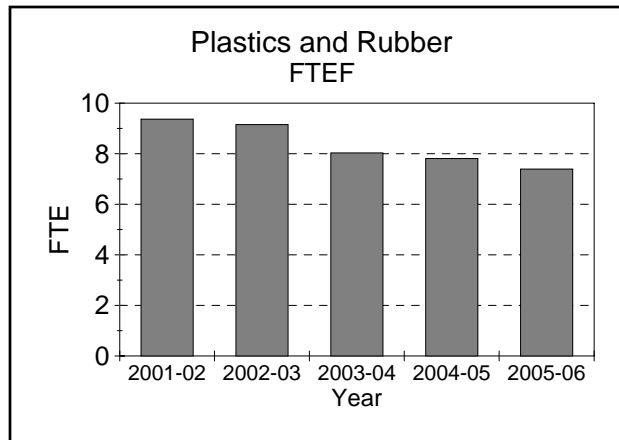
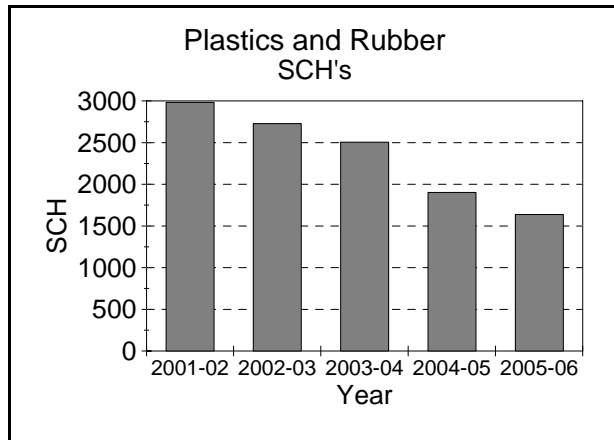
Caution: When viewing graphs, please note the differences in scales  
Source: Office of Institutional Research, g:\...fload\0506\prtte8g.rsl

# Ferris State University

## Student Credit Hours (SCH), Full Time Equated Faculty (FTEF) and SCH/FTEF Aggregated by Department

Fall and Winter Terms Combined

### Plastics and Rubber (College of Technology)



<u>Year</u>	<u>SCH</u>	<u>FTEF</u>	<u>SCH/FTEF</u>
2001-02	2,982.00	9.37	318.42
2002-03	2,727.00	9.15	298.11
2003-04	2,504.00	8.03	311.64
2004-05	1,902.00	7.81	243.59
2005-06	1,637.00	7.39	221.42

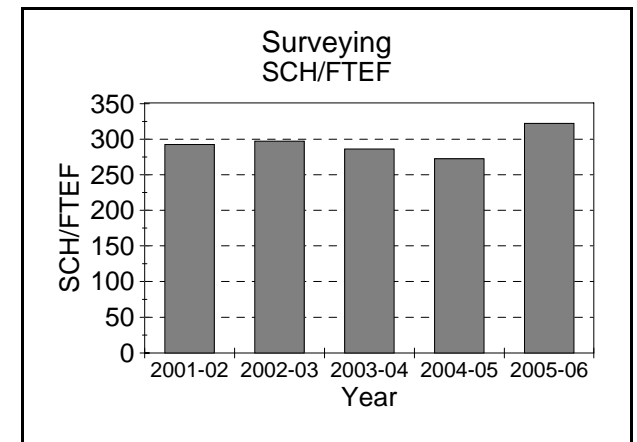
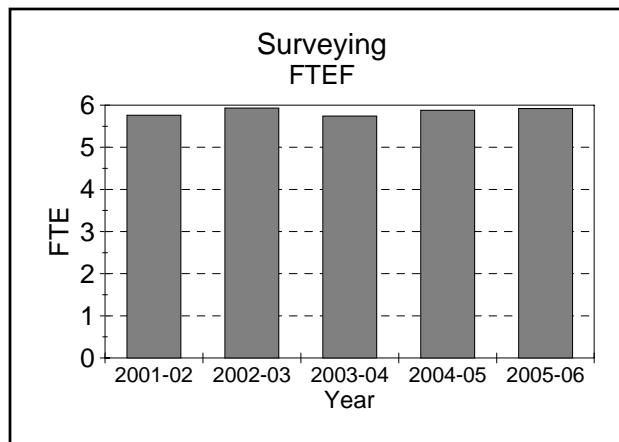
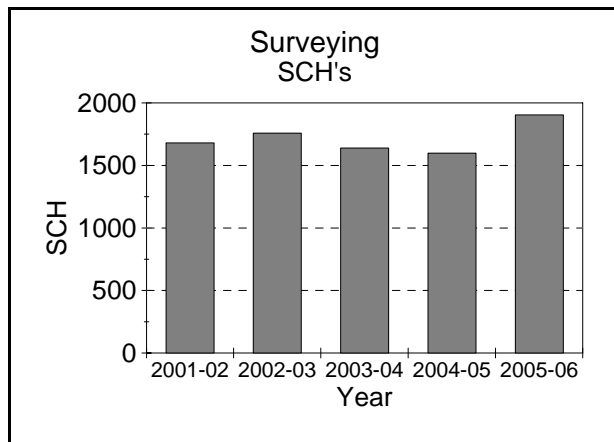
Caution: When viewing graphs, please note the differences in scales  
Source: Office of Institutional Research, g:\...fload\0506\prdt9g.rsl

# Ferris State University

## Student Credit Hours (SCH), Full Time Equated Faculty (FTEF) and SCH/FTEF Aggregated by Department

Fall and Winter Terms Combined

### Surveying (College of Technology)



<u>Year</u>	<u>SCH</u>	<u>FTEF</u>	<u>SCH/FTEF</u>
2001-02	1,680.00	5.76	291.69
2002-03	1,758.00	5.93	296.46
2003-04	1,639.00	5.74	285.49
2004-05	1,598.00	5.88	271.92
2005-06	1,904.00	5.92	321.43

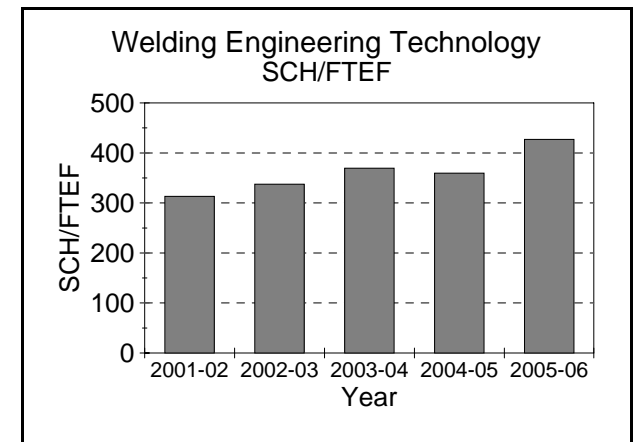
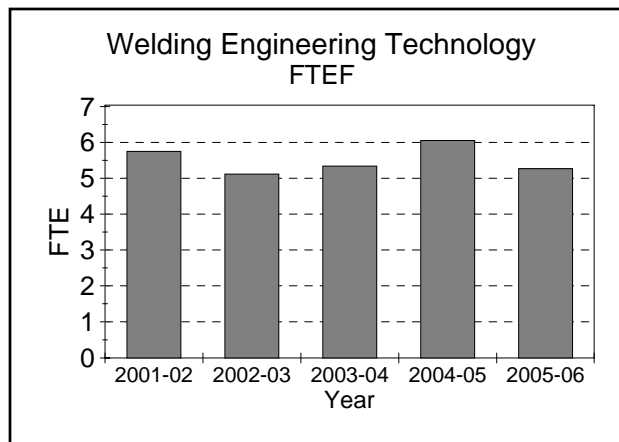
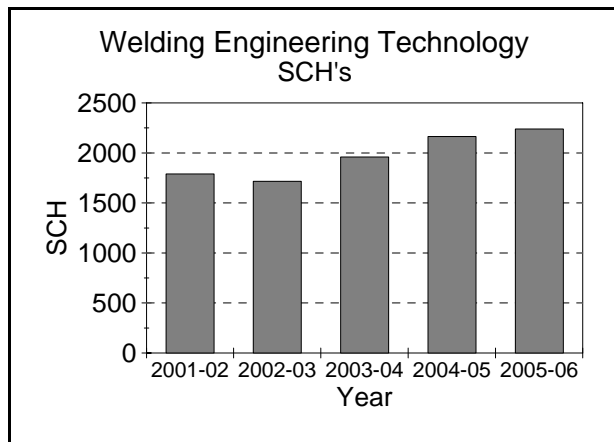
Caution: When viewing graphs, please note the differences in scales  
Source: Office of Institutional Research, g:\...\facload\0506\prdte11g.rsl

# Ferris State University

## Student Credit Hours (SCH), Full Time Equated Faculty (FTEF) and SCH/FTEF Aggregated by Department

Fall and Winter Terms Combined

### Welding Engineering Technology (College of Technology)



<u>Year</u>	<u>SCH</u>	<u>FTEF</u>	<u>SCH/FTEF</u>
2001-02	1,790.00	5.72	313.04
2002-03	1,716.00	5.09	337.46
2003-04	1,960.00	5.31	369.45
2004-05	2,164.00	6.02	359.47
2005-06	2,240.00	5.24	427.11

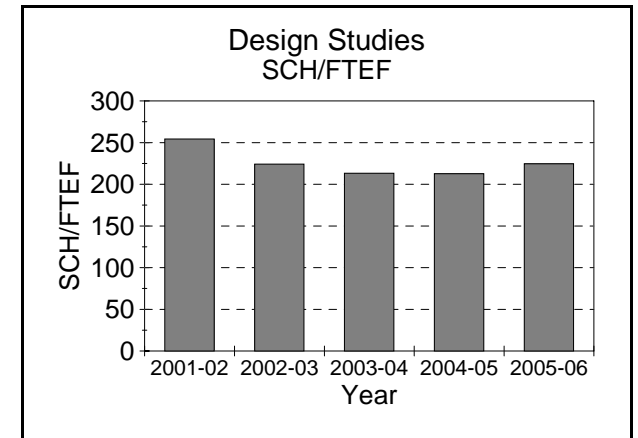
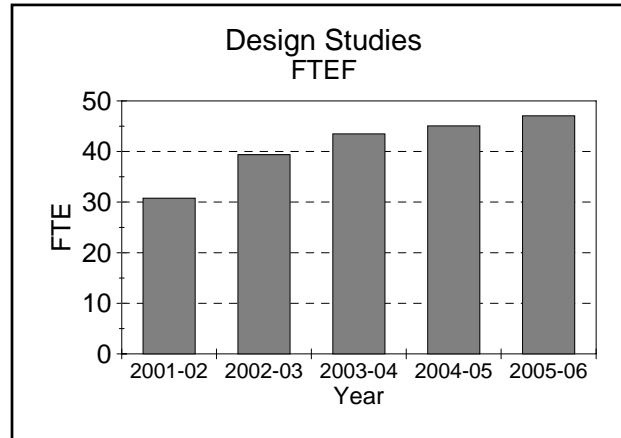
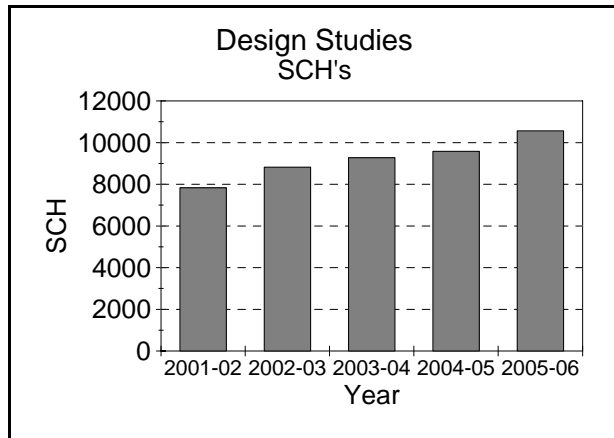
Caution: When viewing graphs, please note the differences in scales  
Source: Office of Institutional Research, g:\...\facload\0506\prdte12g.rsl

# Ferris State University

## Student Credit Hours (SCH), Full Time Equated Faculty (FTEF) and SCH/FTEF Aggregated by Department

Fall and Winter Terms Combined

### Design Studies (Kendall College of Art & Design)



<u>Year</u>	<u>SCH</u>	<u>FTEF</u>	<u>SCH/FTEF</u>
2001-02	7,830.00	30.78	254.35
2002-03	8,822.00	39.37	224.09
2003-04	9,273.00	43.49	213.22
2004-05	9,585.00	45.07	212.66
2005-06	10,563.00	47.05	224.51

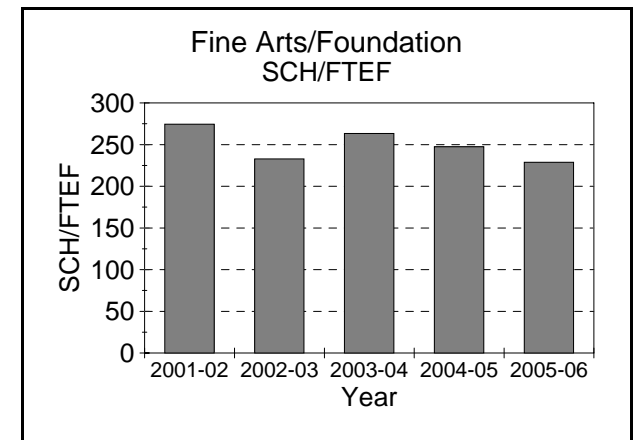
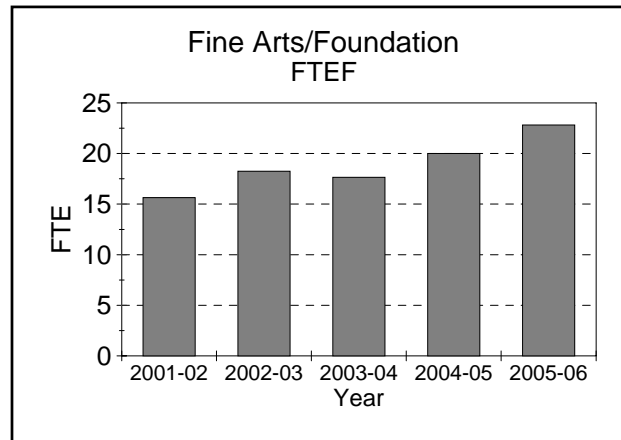
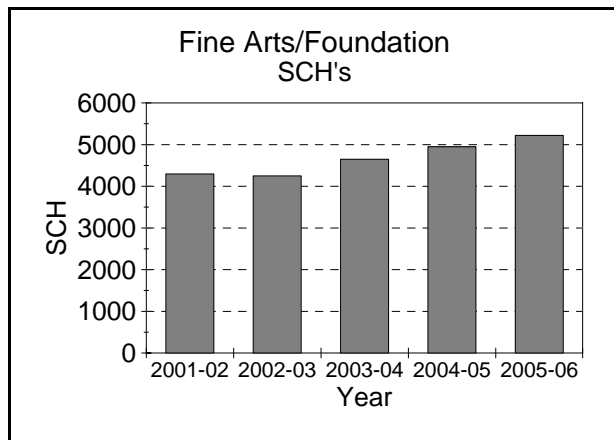
Caution: When viewing graphs, please note the differences in scales  
Source: Office of Institutional Research, g:\...facload\0506\prdkc1g.rsl

# Ferris State University

## Student Credit Hours (SCH), Full Time Equated Faculty (FTEF) and SCH/FTEF Aggregated by Department

Fall and Winter Terms Combined

### Fine Arts/Foundation (Kendall College of Art & Design)



<u>Year</u>	<u>SCH</u>	<u>FTEF</u>	<u>SCH/FTEF</u>
2001-02	4,294.00	15.64	274.56
2002-03	4,250.00	18.25	232.83
2003-04	4,648.00	17.65	263.35
2004-05	4,949.00	20.00	247.46
2005-06	5,219.00	22.82	228.73

Caution: When viewing graphs, please note the differences in scales  
Source: Office of Institutional Research, g:\...fload\0506\prdkc2g.rsl

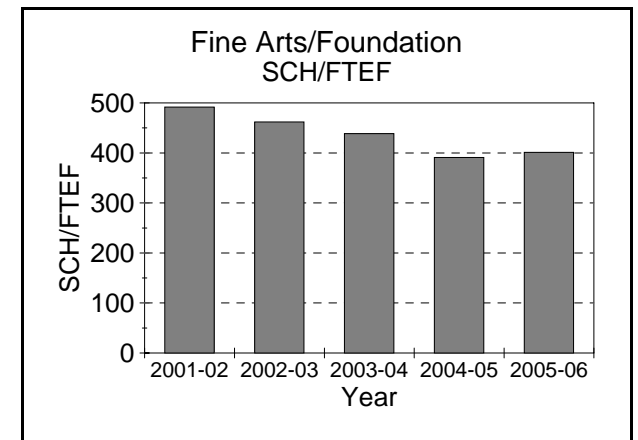
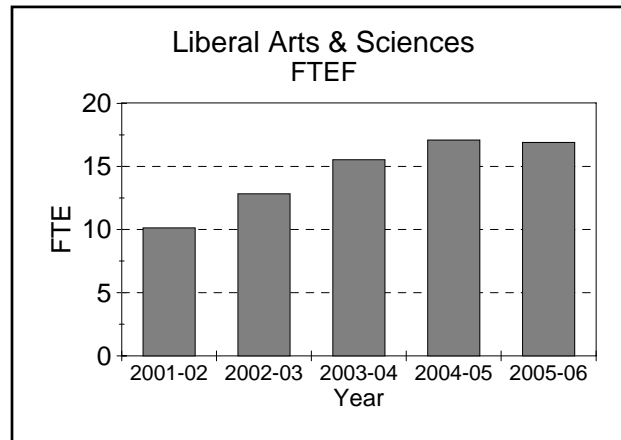
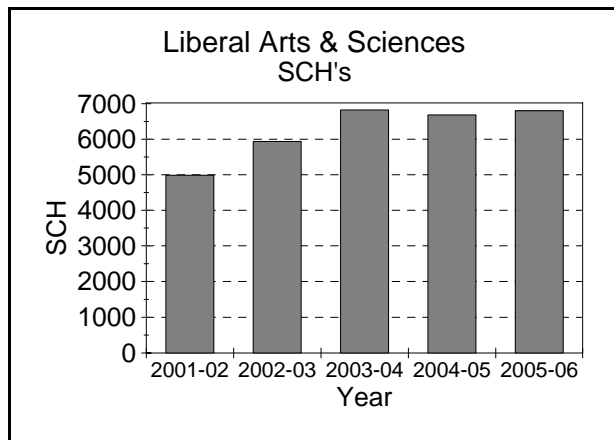


# Ferris State University

## Student Credit Hours (SCH), Full Time Equated Faculty (FTEF) and SCH/FTEF Aggregated by Department

### Fall and Winter Terms Combined

#### Liberal Arts & Sciences (Kendall College of Art & Design)



<u>Year</u>	<u>SCH</u>	<u>FTEF</u>	<u>SCH/FTEF</u>
2001-02	4,974.00	10.12	491.56
2002-03	5,922.00	12.82	461.93
2003-04	6,801.00	15.51	438.47
2004-05	6,666.00	17.06	390.78
2005-06	6,779.00	16.88	401.06

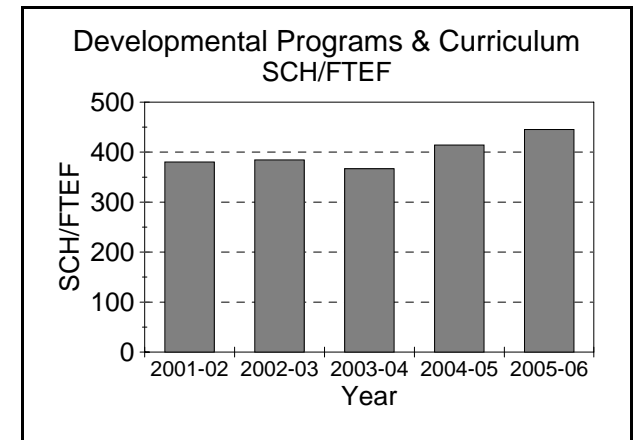
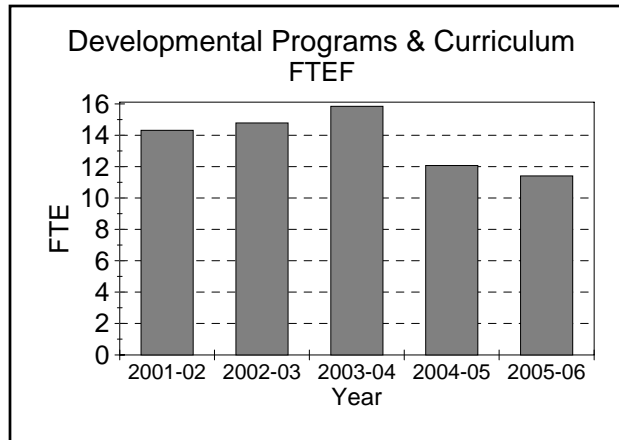
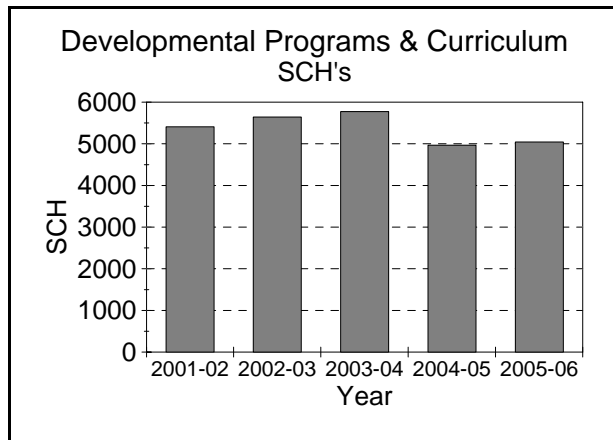
Caution: When viewing graphs, please note the differences in scales  
Source: Office of Institutional Research, g:\...facload\0506\prdkc3g.rsl

# Ferris State University

## Student Credit Hours (SCH), Full Time Equated Faculty (FTEF) and SCH/FTEF Aggregated by Department

Fall and Winter Terms Combined

### Developmental Programs & Curriculum (University College)



<u>Year</u>	<u>SCH</u>	<u>FTEF</u>	<u>SCH/FTEF</u>
2001-02	5,407.00	14.22	380.26
2002-03	5,644.00	14.68	384.54
2003-04	5,775.00	15.74	366.92
2004-05	4,967.00	11.99	414.35
2005-06	5,045.00	11.33	445.33

Caution: When viewing graphs, please note the differences in scales  
Source: Office of Institutional Research, g:\...\facload\0506\prduc1g.rsl