

FACT BOOK

2012-2013

FERRIS STATE UNIVERSITY

Imagine More



Institutional Research & Testing
FERRIS STATE UNIVERSITY

January 2013

Dear Colleague:

The *Ferris State University Fact Book* is an annual project conducted as a service to the university community by the Office of Institutional Research and Testing, in the Division of Student Affairs. This 22nd edition is a document designed to answer the most frequently asked questions about Ferris State University.

This year's enhancements to the Fact Book include the addition of General Information sections for the Center for Latin@ Studies, the Diversity and Inclusion Office, the Office of International Education and the Transfer Services Center.

To access the current Fact Book, as well as previous editions on the Ferris State University website, go to www.ferris.edu and click on the "Quick Links" box and select "Inst. Research/Testing." Under the Institutional Research heading select "Fact Book Downloads." As an alternative, you can simply type in the words "Fact Book" in the search box located on the Ferris homepage.

We would like to thank the many offices that assist us with the development of the information for the Fact Book. Please do not hesitate to contact us if you have any questions or have ideas for future editions of the Fact Book.

Carrie Franklund
Student Services Rep 3

Mitzi Day
Director of Institutional Research

Ferris State University
Division of Student Affairs
Office of Institutional Research and Testing
CSS 313
(231) 591-3628

Note: Over the past year there have been name changes and reorganizations at the University (such as the name change for the College of Allied Health Services to the College of Health Professions) that are not yet reflected in this edition of the Fact Book. These changes will be effective in Banner, the Student Records system from which most of the data in the Fact Book is derived, Spring 2013 and will be reflected in future editions of the Fact Book.

TABLE OF CONTENTS

GENERAL INFORMATION

Mission Statement/Vision Statement/Core Values	1
History/Location/Campus Size/Academic Divisions/Admissions.....	2
Educational Programs/Entertainment Unlimited/Financial Aid	3
Accreditation	4
Student Costs.....	5
Kendall Student Costs	6
Athletics/Career Services/Transfer Services Office.....	7
Educational Counseling and Disabilities Services Office	8
Center for Latin@ Studies/Diversity and Inclusion Office/Office of International Education	9
Corporate & Professional Development.....	10
Extended & International Operations	11
Library (FLITE)	12
Library Statistics.....	13
Gifts to the University.....	14
Housing & Residence Life	15
Information Technology Services/Intramural and Recreational Sports	16
Kendall College	17
Student Affairs/Student Employment/Student Leadership & Activities	20
Ferris Buildings and Points of Interest	21
Ferris State University Calendar	28
Telephone Numbers (frequently used).....	29
Educational Grants and Scholarships/Institutional Loans	30

ENROLLMENT

Total Headcount Enrollment, Fall 1983-2012	37
Enrollment by County (map)	38
Enrollment by State (map).....	39
Enrollment by County.....	40
Enrollment by State & Country.....	41
5-Year Enrollment by College	42
Percent of Students by College.....	43
FYES Enrollment per FTE Faculty	44
Enrollment Summary	45
Enrollment Summary by College (AHS & A/S)	46
Enrollment Summary by College (BUS & EHS).....	47
Enrollment Summary by College (TEC & KEN)	48
Enrollment Summary by College (OPT & PHR)	49
Enrollment Summary by College (CPT & UNV)	50
Comparative Enrollment Report by College	51
SCH/FTE/FYES	52
Comparative Fall Enrollment and SCH Production By Site	53
Total Headcount Enrollment Compared to FTE.....	54
Enrollment by Race/Ethnicity	55
Ethnic Distribution by College	56
Enrollment by Program (Allied Health Sciences)	57
Enrollment by Program (Arts & Sciences).....	59
Enrollment by Program (Business)	61
Enrollment by Program (Education & Human Services).....	63

TABLE OF CONTENTS

Enrollment by Program (Engineering Technology).....	65
Enrollment by Program (Kendall College of Art & Design)	68
Enrollment by Program (Michigan College of Optometry at FSU).....	70
Enrollment by Program (Pharmacy)	70
Enrollment by Program (College of Professional & Technological Studies).....	70
Enrollment by Program (University College)	71
Retention Rates	72
Graduation Rates	73
FTIAC Fall-to-Fall Retention & College Semester by Semester Retention	74
HS GPA & ACT Scores/Average Credits Taken	75
Student Credit Hours by College.....	76
Transfer In Students	77
Transfer Out Students	78
Enrollment Summary of Students by Age.....	79

DEGREES

Degrees Conferred by Program (Allied Health Sciences).....	81
Degrees Conferred by Program (Arts & Sciences)	82
Degrees Conferred by Program (Business)	83
Degrees Conferred by Program (Education & Human Services).....	85
Degrees Conferred by Program (Engineering Technology)	86
Degrees Conferred by Program (Kendall College of Art & Design).....	88
Degrees Conferred by Program (Michigan College of Optometry at FSU)	89
Degrees Conferred by Program (Pharmacy)	89
Degrees Conferred by Program (College of Professional & Technological Studies)	89
Degrees Conferred at Ferris State University	90
Approved Programs.....	91

FACULTY/STAFF

University Staff by Job Category & Gender (Full-Time)	97
University Staff by Job Category & Gender (Part-Time)	98
University Staff by Job Category & Gender (Total)	99
Fall Faculty and Staff by Race/Ethnicity and Gender.....	100
Distinguished Teacher Awards.....	101

ORGANIZATIONAL CHARTS

Board of Trustees.....	103
Executive Division	104
President's Council	105
Academic Affairs Division	106
Office of Academic Affairs	107
Academic Affairs Division/Extended & International Operations	108
Academic Affairs Division/College of Allied Health Sciences	109
Academic Affairs Division/College of Arts & Sciences	110
Academic Affairs Division/College of Business	111
Academic Affairs Division/College of Education & Human Services	112
Academic Affairs Division/College of Engineering Technology.....	113
Academic Affairs Division/Kendall College of Art & Design	114
Academic Affairs Division/Library	115

TABLE OF CONTENTS

Academic Affairs Division/Michigan College of Optometry at FSU	116
Academic Affairs Division/College of Pharmacy	117
Academic Affairs Division/Retention and Student Success	118
Administration and Finance Division	119
Administration and Finance Division (Kendall College of Art & Design).....	120
Governmental Relations & General Counsel	121
Student Affairs Division	122
Student Affairs Division/Enrollment Services	123
University Advancement and Marketing Division	124

ALUMNI

Alumni by State	125
Alumni by College	126
Placement Rates	127
Recipients of Alumni Awards	128

BUDGET

FY 2012-2013 General Fund Operating Budget	129
Revenue Summary.....	130
Expenditure Summary	131

FACILITIES

Statement of Facilities at the Big Rapids Campus (General Fund).....	133
Statement of Facilities at the Big Rapids Campus (Non-General Fund).....	134
Ferris State University Campus Map.....	135
Directions to Ferris State University Big Rapids Campus	136

MICHIGAN PUBLIC UNIVERSITY COMPARISONS

Enrollment Michigan Public Universities	137
Summary of Tuition/Fees and Room/Board	138
Annual Room and Board Costs	139
Annual Tuition and Required Fees.....	140
Faculty-to-Administrator Ratio	141
Financial Aid as % of Total General Fund Spending	142
Full Year Equated Students.....	143
Instruction as a % of Total General Fund Spending	144
Instructional Cost (Spending) per Student	145
Plant Spending as a % of Total General Fund Spending	146
State Appropriations per FYES.....	147
Student-to-Faculty Ratio.....	148

GENERAL INFORMATION

MISSION STATEMENT

Ferris State University prepares students for successful careers, responsible citizenship, and lifelong learning. Through its many partnerships and its career-oriented, broad-based education, Ferris serves our rapidly changing global economy and society.

VISION STATEMENT

Ferris State University will be:

The recognized leader in integrative education, where theory meets practice throughout the curriculum, and where multi-disciplinary skills important in a global economy are developed with the result that

Ferris State University will also be:

- The preferred choice for students who seek specialized, innovative, career- and life-enhancing education
- The premier educational partner for government, communities, agencies, businesses, and industries through applied research and joint ventures
- A stimulating, student-centered academic environment that fosters life-long engagement, leadership, citizenship, and continuing intellectual development
- A university that aligns its practices and resources in support of its core values of collaboration, diversity, ethical community, excellence, learning, and opportunity

CORE VALUES

- **Collaboration:** Ferris contributes to the advancement of society by building partnerships with students, alumni, business and industry, government bodies, accrediting agencies, and the communities the University serves.
- **Diversity:** By providing a campus which is supportive, safe, and welcoming, Ferris embraces a diversity of ideas, beliefs, and cultures.
- **Ethical Community:** Ferris recognizes the inherent dignity of each member of the University community and treats everyone with respect. Our actions are guided by fairness, honesty, and integrity.
- **Excellence:** Committed to innovation and creativity, Ferris strives to produce the highest quality outcomes in all its endeavors.
- **Learning:** Ferris State University values education that is career-oriented, balances theory and practice, develops critical thinking, emphasizes active learning, and fosters responsibility and the desire for the lifelong pursuit of knowledge.
- **Opportunity:** Ferris, with a focus on developing career skills and knowledge, provides opportunities for civic engagement, leadership development, advancement, and success.

GENERAL INFORMATION

HISTORY

Ferris State University is recognized for its career-focused majors that give our students the education they need to meet the needs of a changing economy. Founded in 1884 on the concept of providing students with marketable skills, Ferris was established by Woodbridge N. Ferris (1853-1928), a distinguished Michigan educator and politician who served two terms as the state's governor and was elected a United States Senator. Ferris was a private institute until 1950, when it joined the state higher education system. The college obtained university status in 1987.

LOCATION

The Ferris State University campus is located in Big Rapids, a west central Michigan city of approximately 10,600 in the vacation-recreation region. In addition to being home of Ferris State University, Big Rapids is the county seat of Mecosta County. The 880-acre campus is readily accessible by the US-131 expressway and state highway M-20. Big Rapids is 55 miles north of Grand Rapids and within 200 miles of Chicago and Detroit.

CAMPUS SIZE 941 acres

ACADEMIC DIVISIONS

- College of Allied Health Sciences
- College of Arts and Sciences
- College of Business
- College of Education and Human Services
- College of Engineering Technology
- College of Pharmacy
- College of Professional and Technological Studies
- Kendall College of Art and Design
- Michigan College of Optometry at FSU
- University College

ADMISSIONS

Current admission criteria for new students require all incoming freshmen students to submit ACT or SAT test scores along with official high school transcripts or official GED scores prior to an admission decision. Transfer students are required to submit official transcripts from all colleges attended as well as official high school transcripts and test scores, if required as prescribed by university standards, to achieve a complete academic profile. Students fulfilling both university and program entrance requirements will be granted admission.

EDUCATIONAL PROGRAMS

Ferris offers more than 170 educational programs through the Colleges of Health Professions, Arts and Sciences, Business, Education and Human Services, Engineering Technology, Pharmacy, Kendall College of Art and Design, and Michigan College of Optometry at Ferris State University. Ferris also has programs and course offerings through the offices for Retention and Student Success and Extended and International Operations. These offerings lead to bachelor and associate degrees and certificates. Master degrees in Information Security and Intelligence, Career and Technical Education, Criminal Justice, Business Administration, Curriculum and Instruction, Nursing, and Fine Arts are available. Ferris also offers doctorate degrees in Optometry, Pharmacy and Community College Leadership.

Each college encompasses a cluster of related programs that are targeted to prepare students for specific careers, responsible citizenship and lifelong learning. The colleges operate in facilities that have been specially designed and equipped to support their missions.

ENTERTAINMENT UNLIMITED

Entertainment Unlimited (EU), the campus programming board, is responsible for coordinating more than 20 student-produced events each year including educational speakers, comedy shows, films, novelties and live music performances. The largest event produced by EU is Ferris Fest, a free community concert held outdoors in the North Quad every year during Spring Semester.

FINANCIAL AID

More than 89% of the students presently enrolled in a degree-granting program at Ferris State University receive some type of financial aid through federal, state, institutional, private and other sources including: scholarships, grants, loans, and student employment. Ferris State University awards more than \$177 million in student aid annually.

Financial aid is primarily based on financial need and is intended to assist students whose families lack the total resources needed to pay for college. Information on financial aid programs available at Ferris may be obtained by contacting the Office of Scholarships and Financial Aid at 1-231-591-2110 or via the Internet at www.ferris.edu and clicking on the Financial Aid link.

GENERAL INFORMATION

FERRIS STATE UNIVERSITY ACCREDITATION

FSU is accredited by The Higher Learning Commission of the North Central Association

Accrediting Agencies

Accreditation Council for Business Schools & Programs (ACBSP)
Accreditation Council for Collegiate Graphic Communications, Inc. (ACCGC)
Accreditation Council for Pharmacy Education (ACPE)
Accreditation Council on Optometric Education (ACOE)
Accreditation Council on Optometric Education (ACOE)
Accreditation Council on Optometric Education (ACOE)
Accreditation Council on Optometric Education (ACOE)
American Bar Association (ABA)
American Council for Construction Education (ACCE)
Association for Assessment and Accreditation of Laboratory Animal Care International (AAALAC International)
Associated Equipment Distributors Foundation (AEDF)
Commission on Accreditation for Health Informatics and Information Management Education (CAHIIM)
Commission on Accreditation for Health Informatics and Information Management Education (CAHIIM)
Commission on Dental Accreditation (CODA)
Commission on National Security Systems (CNSS)
Committee on Accreditation for Respiratory Care (CoARC)
Council on Social Work Education (CSWE)
Engineering Technology Accreditation Commission of ABET (ETAC-ABET)
Engineering Technology Accreditation Commission of ABET (ETAC-ABET)
Engineering Technology Accreditation Commission of ABET (ETAC-ABET)
Engineering Technology Accreditation Commission of ABET (ETAC-ABET)
Engineering Technology Accreditation Commission of ABET (ETAC-ABET)
International Facility Management Association (IFMA)
Joint Review Committee on Education in Diagnostic Medical Sonography
Joint Review Committee on Education in Radiography Technology (JRCERT)
Joint Review Committee on Educational Programs in Nuclear Medicine Technology (JRCNMT)
MI Commission of Law Enforcement Standards (MCOLCS)
Michigan Correctional Officers' Training Council (MCOTC)
Michigan Department of Education (MDE)
National Accrediting Agency for Clinical Lab. Sciences (NAACLS)
National Accrediting Agency for Clinical Lab. Sciences (NAACLS)
National Accrediting Agency for Clinical Lab. Sciences (NAACLS)
National Automotive Technicians Education Foundation (NATEF)
National Automotive Technicians Education Foundation (NATEF)
Nat'l League for Nursing Accrediting Commission (NLNAC)
Professional Golfers' Association of America (PGA)
United States Professional Tennis Association, Inc. (USPTA)

Academic Program

COB Programs
Printing Management, BS
Pharmacy
Residency in Ocular Disease at TLC Eye Care of MI
Residency in Ocular Disease, Battle Creek VA Med. Ctr.
Residency in Primary Eye Care & Ocular Disease, VA Northern Indiana Health Care Systems, Ft. Wayne
Optometry - O.D. - Full College
Legal Studies
Construction Management, BS
Animal Care Facility
Heavy Equipment Service Engineering Technology, BS
Health Information Management
Health Information Technology
Dental Hygiene
Information Security and Intelligence
Respiratory Care
Social Work Program
Automotive Engineering Technology
Electrical/Electronic Engineering Technology, BS
Mechanical Engineering Technology (AAS and BS programs)
Surveying Engineering, BS
Welding Engineering Technology, BS
Facility Management
Diagnostic Medical Sonography
Radiography
Nuclear Medicine
Criminal Justice
Criminal Justice
School of Education
Clinical Laboratory Sciences
Medical Laboratory Technology
Medical Technology
Automotive Service Technology
Heavy Equipment Technology, AAS
Nursing--BSN and MSN Program
Professional Golf Management
Professional Tennis Management

Source: Academic Affairs

STUDENT COSTS

The average annual cost for a Michigan resident to attend Ferris (based upon 2012-13 rates) including tuition for 15 credits, room and board, fees, estimated academic and personal expenses, is \$23,122.

2012-13 Costs	Semester	Year
Undergraduate (Michigan Resident)		
Tuition (15 credits)	\$ 5,355	\$10,710
Room & Board (Platinum)	\$ 4,672	\$ 9,344
Sub-Total	\$ 10,027	\$ 20,054
Books & Supplies (estimate)	\$ 525	\$ 1,050
Personal Expenses (estimate)	\$ 928	\$ 1,856
Refundable Fees *	\$ 81	\$ 162
Total Expenses (estimate)	\$ 11,561	\$ 23,122

*If requested during the first week of class, the Racquet Facility fee, Student Activity and Government fee and the Health Center fee will be deleted from the student's account. Cash refunds will only be granted for the Student Activity and Government fee if the student's account is paid in full.

TUITION**Full-Time Student (15 credits)**

Undergraduate (Non-Resident)	\$ 8,040	\$ 16,080
Undergraduate (International)	\$ 8,595	\$ 17,190

Undergraduate Student

Michigan Resident	\$ 357 p/credit
Non-Resident	\$ 536 p/credit
International	\$ 573 p/credit

Graduate Student

Michigan Resident	\$ 485 p/credit
Non-Resident & International	\$ 728 p/credit

Doctoral Student

\$ 572 p/credit

Professional Student

	Pharmacy	Optometry
Michigan Resident	\$ 576 p/credit	\$ 588 p/credit
Non-Resident	\$ 864 p/credit	\$ 882 p/credit

Suites & Apartments

East Campus Suites (2 bedroom/person)	\$ 3,668 p/semester
East Campus Suites (4 bedroom/person)	\$ 2,729 p/semester
One Bedroom Apartment – East	\$ 9,088 p/year
Two Bedroom Apartment - East	\$ 10,131 p/year
Two Bedroom Townhouse - West	\$ 11,050 p/year
Three Bedroom Townhouse - West	\$ 12,081 p/year
Finch Court (single student)	\$ 514 p/month

GENERAL INFORMATION

KENDALL COLLEGE OF ART AND DESIGN OF FERRIS STATE UNIVERSITY

2012/2013 Tuition & Fees

Tuition

Resident Undergraduate Studio per Credit Hour	\$718
Resident Undergraduate General Education per Credit Hour	\$357
Non-Resident Undergraduate Studio per Credit Hour	\$1,077
Non-Resident Undergraduate General Education per Credit Hour	\$536
Graduate per Credit Hour	\$801
Dual Enrollment per Credit Hour	\$220
	(\$678 per class)

Tuition Summary

	Resident <u>General Ed.</u>	Resident <u>Studio</u>	Non-Resident <u>General Ed.</u>	Non-Resident <u>Studio</u>	<u>Graduate</u>
Per Credit Hour:	\$357	\$718	\$536	\$1,077	\$801
3 credits	\$1,071	\$2,154	\$1,608	\$3,231	\$2,403
6 credits	\$2,142	\$4,308	\$3,216	\$6,462	\$4,806
9 credits	\$3,213	\$6,462	\$4,824	\$9,693	\$7,209
12 credits	\$4,284	\$8,616	\$6,432	\$12,924	\$9,612
15 credits	\$5,355	\$10,770	\$8,040	\$16,155	\$12,015

Related Fees

Admissions Application Fee	\$30	Photography Class Fee	\$100
Deferred Payment Charge	\$30	Printmaking Class Fee	\$161
Digital Resource Class Fee	\$100	Print Management Fee	\$100
Enrollment Deposit	\$150	Sculpture/Woodworking/3D Studio Fee	\$161
Fashion Studies Studio Fee	\$161	Student Life Fee	\$10
Locker Rental	\$45	Studio Card	\$10
Metal/Jewelry Design Fee	\$155	Studio Deposit	\$100
Metal/Jewelry Studio Fee	\$180	Studio Space Fee (per semester)	\$327
Model/Life Drawing Fee	\$83	Technology Fee	\$150
Orientation Fee	\$25	Transcript Fee	\$5

Late Payment Penalty – 2% Of Unpaid Balance

ATHLETICS

The Ferris State University Bulldogs are members of the National Collegiate Athletic Association (NCAA). Varsity teams compete in the Central Collegiate Hockey Association (NCAA Division I) in ice hockey and the Great Lakes Intercollegiate Athletic Conference (NCAA Division II) in all other sports. Ferris student athletes participate in 17 varsity sports: golf, tennis, basketball, indoor and outdoor track, cross-country, softball, soccer, and volleyball for women; golf, tennis, basketball, indoor and outdoor track, cross-country, hockey and football for men.

CAREER SERVICES

The Career Services Office is available to educate, guide, and support students, alumni, faculty, staff, and employers throughout the career development process. This includes career planning, career research, skills attainment, job search document preparation, interviewing, internships, job postings, and success in the workplace.

Students/alumni have access to Bulldog CareerLink, which is a state-of-the-art internet-based software package that allows students to write resumes, upload their resumes into the FSU Resume Book database, search and apply for employment/internship opportunities and sign up for on-campus interviews and events. On-campus interviews take place both fall and spring semesters with approximately 200 employers participating per academic year.

Career Services takes part in many campus activities and holds many workshop sessions on a variety of job-search techniques, all of which teach students at every academic level how to transfer their in-and-out-of-classroom experiences to the work world. Career Services coordinates a variety of Career Fairs to assist students in connecting with employers who are hiring interns and full-time employees. These career fairs consistently bring 120+ employers to campus. Every fall Career Services partners with Student Leadership and Activities to coordinate a Professional Career and Leadership Conference, bringing in a variety of presenters and keynote speakers to discuss the impact of leadership upon career success.

Students can register with Bulldog CareerLink and view a whole array of other career/employment-related information on our website at www.ferris.edu/careerservices. Walk-in assistance is available at the Career Services office in Rankin Student Center Room 135, M-F 8am - 5pm.

TRANSFER SERVICES CENTER

The Transfer Services Center fosters student success and promotes access to higher education by facilitating successful transfer of college and articulated credit. For post-secondary and community college students, it helps with services such as transfer admissions, transfer articulation agreements, transfer equivalencies and transfer guides. For high school students, the office assists with articulated credit, concurrent enrollment and dual enrollment.

GENERAL INFORMATION

EDUCATIONAL COUNSELING AND DISABILITIES SERVICES OFFICE (ECDS)

CAREER RESOURCES AT FSU

A Ferris State University career-oriented education is complemented by comprehensive educational planning, career counseling, and disability classroom accommodations available from the Educational Counseling and Disabilities Services (ECDS) office which is staffed with licensed counselors. The ECDS is located on the third floor of the Starr Building in room 313 and provides a wide range of services for FSU students. See <http://www.ferris.edu/HTMLS/colleges/university/eccc/ecds/homepage.htm> for more details about the services and programming offered.

EDUCATIONAL COUNSELING

In addition to providing academic counseling, educational counselors in Educational Counseling and Disabilities Services (ECDS), help students to identify and overcome obstacles to their academic success through the identification of both learning preferences and an individual's approach to the college learning experience. See <http://www.ferris.edu/HTMLS/colleges/university/eccc/educational.htm> for more information.

CAREER COUNSELING

ECDS also offers assistance in making career choices. While finding the right career depends on several factors, two strong influences are personality and interests. Students can receive information in these areas by completing the Myers-Briggs Type Indicator and the Strong Interest Inventory assessments through the ECDS. A licensed counselor interprets the results with the student and provides information on careers that are aligned with the individual's personality, interests, values, and skills. See <http://www.ferris.edu/HTMLS/colleges/university/eccc/career.htm> for more information.

DISABILITIES SERVICES

Disabilities Services serves and advocates for students with disabilities, empowering them for self-reliance and independence while promoting equal access to educational opportunities and programs. To receive classroom accommodations, students are required to provide documentation of their disability which is reviewed on a case-by-case basis. See <http://www.ferris.edu/HTMLS/colleges/university/disability/homepage.htm> for more information.

CENTER FOR LATIN@ STUDIES

The Center for Latin@ Studies (CLS) aims to connect Ferris and Latin@ communities in the Midwest. It works to increase access to higher education, promote intercultural exchange, and provide opportunities for meaningful partnerships between Ferris State University and organizations affiliated with Latina/o communities.

DIVERSITY AND INCLUSION OFFICE

The Diversity and Inclusion Office works with the entire Ferris State University community to support the mission and vision of the University, and to ensure that diversity, in its many forms, is understood, respected and valued. The Diversity and Inclusion Office at Ferris State University guides efforts to conceptualize, assess, and cultivate diversity as an institutional and educational resource.

More specifically, the Diversity and Inclusion Office will:

- Be a strong advocate for diversity and inclusion;
- Introduce diversity into the systems, structures, and culture of the University;
- Provide expertise and leadership on diversity and inclusion related matters, for example, faculty recruitment and retention issues, and the educational impact of diversity;
- Lead University-wide diversity planning and implementation efforts, resulting in a collaborative vision of diversity and inclusion;
- Help develop policies designed to improve the University climate;
- Identify strategies to enhance the compositional diversity profile of students, faculty, and staff;
- Provide resources and direction for infusing diversity into the curriculum; and
- Offer annual assessment of University's progress toward implementing Diversity Plan.

OFFICE OF INTERNATIONAL EDUCATION

The Office of International Education has six primary objectives:

- 1) recruit and admit international students,
- 2) coordinate study abroad opportunities for Ferris students,
- 3) advise international students on immigration and cultural adjustment,
- 4) provide intensive English language training,
- 5) expand global awareness through various campus activities and engagement opportunities, and
- 6) ensure that the institution is in compliance with Department of Homeland Security and Department of State requirements regarding international students and scholars.

To meet these goals, the office has the following programs: International Student Admissions, Center for Global Studies & Engagement, International Student and Scholar Services and the Intensive English Program.

GENERAL INFORMATION

CORPORATE & PROFESSIONAL DEVELOPMENT & THE CENTER FOR CERTIFICATION TRAINING & TESTING, Division of the College of Engineering Technology

Corporate and Professional Development - CPD

Corporate & Professional Development (CPD) at Ferris State University has been involved in partnerships to help business with solutions to training and industrial process needs since 1994. CPD is known for its ability to partner with business and industry to address many issues. Our training programs result in a certificate of completion, or may lead the participant to taking a certification (state or national) test upon completion of designated courses. Our services enhance a person's skill level and knowledge to meet career needs on both a state and national level.

CPD offers you the following:

- Technical consulting to solve specific problems including applied research services and product testing; plant or office layout consulting services
- Custom training that is flexible and can be on-site, off-site, digital, evenings, weekends, or at any other time or place convenient to you
- Partnership opportunities with other companies with similar training needs, eliminating you having to postpone training because low numbers do not warrant "in-house" training
- Custom multimedia training offering you direct access to University personnel, resources and expertise.

Center for Certification, Training & Testing – (CCTT)

The Center for Certification Training & Testing was founded in the early '90s to administer the EPA-mandated Section 608 certification and testing program to HVACR technicians throughout the entire country. These technicians carry certification cards with the Ferris State University logo which they display in supply houses all over the United States each time they purchase refrigerant. The visual presentation provided each time one of these cards is presented keeps the Ferris State University name highly recognizable and in the forefront throughout our industry. The CCTT through its state-of-the-art database adds the ability to administer testing programs for a wide variety of businesses as well as handling their customer service, order fulfillment, warehousing and distribution needs. The CCTT offers certification in the following areas:

- EPA Section 608 & 609 Certification Program
- R410-A Certification Program
- HVAC Excellence Employment Ready Certification Program
- Green Awareness Certification Program (covers HVAC, Plumbing & Electrical)
- Geothermal Energy for the Home Certification Program
- Electrical Generating Systems Association (EGSA) Certification Program

For further information about CPD or CCTT, please visit us at www.ferris.edu/cpd or call us toll free at (866) 880-7674.

EXTENDED AND INTERNATIONAL OPERATIONS

Through the activities of Extended and International Operations the impact and reach of Ferris extends beyond the main campus, an entrepreneurial view of business and curriculum development is cultivated, and support and direction are given to promote a global view for the entire Ferris community. More information about the EIO can be found online at ferris.edu/extendedinternational

Ferris Statewide

For those students that are rooted in their home communities too far from the main campus to commute, Ferris operates off-campus locations throughout the state, often partnering with the local community college. Currently totaling 19 sites, these locations deliver Ferris degree programs to students who would otherwise not have access to higher education.

Ferris Online

Ferris Online delivers online degrees, certificates, and courses that help students balance their personal and professional lives with their desire to learn.

Conference and Professional Services

The CPS team provides conference design and development consultation services that include planning, strategy, and implementation. To help ensure programs succeed, they assist with marketing and promotion, financial management, contracts, registration, site selection, facilities arrangements, on-site services, and evaluations.

Office of International Education

The work of the Office of International Education is to provide support to international students, coordinate Study Abroad and exchange programs, coordinate the Intensive English Program, facilitate an International Summer School, and sponsor programming that supports the university goal of becoming a globally diverse and aware community.

Entrepreneurship Institute

The Institute is building curriculum and programs that will cultivate a community of entrepreneurship within the student body, and provides support as students and the greater Ferris community build and test their entrepreneurial ideas.

Academic Incubator

Academic Incubator is a process and a structure that supports and encourages academic innovation through collaboration, cooperative and innovation. The Academic Incubator is a place to go with an emerging idea that needs to be supported and nurtured with the potential of creating true transformation.

Community College Leadership Doctoral Program

The Ferris State University Doctorate in Community College Leadership empowers graduates to advance community colleges toward excellence and community responsiveness through exemplary leadership.

More information about Extended and International Operations can be found online at <http://www.ferris.edu/extendedinternational>

GENERAL INFORMATION

FERRIS LIBRARY FOR INFORMATION, TECHNOLOGY, AND EDUCATION (FLITE)

FLITE opened on March 12, 2001, as a premier research facility integrating modern technology with traditional information resources. Designed for flexibility and versatility, FLITE continues to adapt to the advancing digital age. The Library houses 195 public computers (185 PCs and ten Macs, including a Mac Design Center of eight computers loaded with design software), approximately 1,000 ports for laptop access and future expansion, wireless connectivity, seating for 1,300 visitors, and 54 individual and group study rooms. Among its customer service attributes, FLITE contains an extended-hours study area, a family study room for visitors accompanied by children, and vended beverages and snacks. Students using FLITE have access to laptop computers and scanners. An assistive-technologies laboratory facilitates the learning and research of students requiring special accommodations.

FLITE serves as a gateway to a variety of information resources available both on-site and off-campus in print and digital formats. FLITE houses a collection of more than 250,000 print volumes and provides access to online databases, reference resources, and more than 70,000 electronic journals, newspapers, and magazines. FLITE is a Federal Depository Library for U.S. Government Documents and a Patent and Trademark Depository Library. The Library's online catalogs and digital resources are available through the FLITE website at <http://www.ferris.edu/library/>. Interlibrary loan and document delivery services are offered to all faculty, staff, and students, including distance-education students, allowing users access to an immeasurable number of additional resources. Faculty, staff, and students can receive help using these resources by phone, email, or real-time chat reference service, submitting electronic forms via the website, or in-person at FLITE's Oval Information Desk. Students and faculty can also request reference and research assistance from subject-specialist librarians. Faculty can also search and reserve titles in the "Media Booking" collection, which includes media resources for in-classroom use.

FLITE takes full advantage of advanced technologies to expand opportunities for teaching and learning. The Library contains four instructional studios equipped with 20 to 30 computer stations, an instructor's workstation, sound and projection equipment, TV/VCR, and DVD player. All instructional studios are "smart classrooms" and include a docucam. Additional equipment such as smart boards, laptop computers, and wireless microphones are available upon request. The instructional studios allow librarians and other faculty to teach the information-seeking and critical-thinking skills necessary to evaluate information resources. The information literacy program starts with the basics in the Ferris State University Seminar (FSUS) courses and provides instruction in library use and research to classes upon request of instructors. Additionally, FLITE has six seminar rooms of various sizes to accommodate library instruction classes, meetings, and professional development activities.

The FSU Media Production unit is also housed in FLITE. Media Production provides assistance to faculty, staff, and students in the design, development, implementation, and distribution of media-related resources in support of Ferris instruction and activities. Activities range from videography to graphic design and production to creating DVDs from slide collections. FLITE also houses the Faculty Center for Teaching and Learning, the Jim Crow Museum of Racist Memorabilia, and the Office for Multicultural Student Services.

FERRIS LIBRARY FOR INFORMATION, TECHNOLOGY, AND EDUCATION (FLITE)**2011-2012 Statistics****Services - July 2011 to June 2012**

Hours open	92.5/week
Circulation of library materials (including print reserves)	20,949
Study room checkouts	33,806
Laptop checkouts	8,484
Average monthly hits to the library's web site	97,408
Library instruction sessions [includes 96% (94 sections) of fall 2011 FSUS classes]	440
Oval Information Desk questions and reference consultations	6,664
Items borrowed from other libraries	6,628
Items loaned to other libraries	8,088

Access/Holdings - July 2011

Total print volumes (books and bound journals)	289,435
Periodical titles available in all formats (print, electronic, microform)	74,121
Catalogued electronic books	136,860
Public computers	195
Study rooms available for checkout	54
Laptop computers available for checkout (includes 2 MacBooks)	39

Source: FLITE

GENERAL INFORMATION

GIFTS TO THE UNIVERSITY

Private giving to the University in fiscal year 2012 totaled \$7,057,596 including cash contributions of \$4,118,351 and in-kind gifts of \$2,939,245.

Contributions may be made in many ways:

- Gifts from alumni and parents
- Gifts from business and industry, including cash, equipment, and materials
- Gifts and grants from foundations
- Matching gifts (companies or corporate foundations match their employees' gifts to Ferris from a one-to-one to a four-to-one ratio)
- Gifts in memory or honor of individuals
- Gifts through naming Ferris State University as a beneficiary in estate plans

Donor societies recognize extraordinary generosity:

- **Woodbridge N. Ferris Society:** \$1,000,000 cash or in-kind gifts
- **Helen Gillespie Ferris Society:** \$750,000 cash or in-kind gifts
- **Abigail Timme Smith Society:** All planned gifts \$35,000 or more
- **Legacy Society:** \$500,000 cash or in-kind gifts
- **Crimson and Gold Society:** \$1,000 cash or in-kind gifts from graduates of 5 years or less
- **Phoenix Society:** \$100,000 in cash or in-kind gifts
- **Old Main Society:** \$50,000 cash or in-kind gifts
- **Founder's Society:** \$25,000 in cash or in-kind gifts
- **President's Society:** \$10,000 in cash or in-kind gifts
- **Dean's Club:** Annual gift of \$500-\$999 with funding designated to a specific college or program
- **Carillon Society:** \$250,000 cash or in-kind gifts

Athletic booster clubs help student-athletes:

- **Bulldog Athletic Association:** the fundraising arm of Ferris State Athletics, gifts support our student-athletes in 17 intercollegiate programs. Legends \$2,500, Hall of Fame \$1,000, Coaches \$500, All-American \$250, All-Conference \$100, Crimson & Gold \$50.
- **Blueline Club:** Gifts are designated to support the varsity hockey program. Hobey Baker \$1,000+, All American \$500-\$999, All Conference \$300-\$499, Captain \$100-\$299, Member \$50-\$99
- **Gridiron Club:** Gifts are designated to support the football program. Hall of Fame \$1,000+, Coaches \$500-\$999 and All-Conference \$125-\$ 499.
- **Rebounders Club:** Gifts are designated to support the men's basketball program. Company/Community Member \$500+, Member Plus \$250-\$499, Team Member \$150-\$249, Member \$149-\$50.
- **Sixth Dawg Club:** Gifts are designated to support the women's basketball program. All-American \$500+, GLIAC All-Conference \$250, Team Member \$50
- **The Gallery:** Gifts are designated to support the men's and women's golf teams. All-American \$300+, All-Conference \$150-\$299, Team Player \$50-\$149.

HOUSING & RESIDENCE LIFE

Living on campus has proven to foster student engagement and improve overall student success. Ferris State University on-campus housing provides environments that are clean, comfortable, safe and conducive to supporting the academic mission of the University. More specifically, living in the residence halls enhances and completes the learning that occurs at the University.

Student growth is enhanced through exposure to other points of view, experiencing diverse populations and learning to live interdependently in a community of peers. Living with others helps residents develop coping skills and experiment with responsible decision-making in a safe environment.

A variety of housing and dining options allows students the opportunity to create the environment in which they feel most comfortable. Amenities include wired and wireless internet connections in each residence hall, a choice of double or private rooms, health, wellness and substance-free living, the first-year experience and many other themed housing options. Cable television, available in every room, includes HD and movie channels. Washers and dryers are located on virtually every floor, mail is delivered to each residence hall, and residence halls are equipped to provide a feel of home with such items as board games, large screen televisions, overstuffed furniture and hall-sponsored activities.

Living in the residence halls is an educational endeavor. Staff provide social and educational programming aimed at building cohesive communities on each floor. While hall staff are in place to assist in maintaining community standards, residents are reminded that maintaining community standards is a shared responsibility.

The university apartment community consists of the west campus townhouses and the south campus apartment complexes. The west campus complex has 150 two-bedroom and 50 three-bedroom unfurnished townhouses which are designed to provide a neighborhood atmosphere for families and single students alike.

The south campus apartment complex consists of 88 traditional one- and two-bedroom units. They are designed for single students and have laundry facilities in each building.

The East Campus Suites are neither residence halls nor apartments. Rather, this new style of on-campus housing combines the best of both worlds. Each of the three 3-story buildings is home to 100 students. Exterior doors are locked 24/7 utilizing the same card swipe access and blue light/call box phone security system as our residence halls. Each building houses 24 4-bedroom suites and 2 2-bedroom suites. Every student has their own furnished bedroom and shares a full bathroom with one other student. A furnished living room and full kitchen complement the feeling of home each suite provides. With amenities such as air conditioning, garbage disposal, wireless connectivity, campus cable television and more, the suites are sure to be a campus favorite for generations to come.

Fully accessible residence halls, townhouses and suites are available for students with special needs. Learn more of what the Office of Housing & Residence Life has to offer on line at <http://www.ferris.edu/housing>.

GENERAL INFORMATION

INFORMATION TECHNOLOGY SERVICES

The Information Technology Services (ITS) department takes care of the computing needs of the university community. The Technology Assistance Center (TAC) is the first point of contact for students, faculty, staff and others associated with the university to get computer help. Customers can contact TAC via phone, chat, or email; or look for answers on university standard hardware, software, and systems on our web site (www.ferris.edu/techsupport). The TAC handles approximately 33,000 work orders a year.

To support the educational process, the ITS manages the software and hardware on roughly 4,250 university-owned computer stations located in classrooms, public access labs, and faculty/staff offices. Many of the classrooms also have specialized equipment to aid instruction such as digital projectors, student feedback systems (“clickers”), and multimedia playback and recording systems.

Information Technology Services maintains over 220 servers to run the business of the university community. The main systems include FerrisConnect, the on-line learning/course management system; MyFSU, the campus portal system; and Banner, the university records system. FerrisConnect hosts fully online courses for students all over the world, and provides the tools to enhance student learning and assessment for many on-campus courses as well.

Computers all across campus can access the internet and other university services via the high-speed network. Wired and/or wireless access is available in most places on campus, with each of the 3,000 residence hall rooms and campus apartments having at least one wired network jack. ITS also maintains the cable, emergency management, and phone services for the university.

Students, faculty and staff can get repairs on their personally owned computers for a nominal charge, and purchase select Microsoft, Adobe, and AutoCAD titles for personal use at significantly reduced prices through the Student Technology Services department, located in the West building. Students can have their computers set up to connect to the network for no charge at the start of fall semester via the iConnect program.

INTRAMURAL AND RECREATIONAL SPORTS

Annually, more than half of the student body participates in organized recreational sports activities, including extensive intramural and club-sport programs. Other students participate in informal recreation activities. Ferris provides ample facilities for athletics and recreation, including a Student Recreation Center with pool, weight room, basketball and volleyball courts and indoor track; a golf course; a sports complex including full and half-size ice rinks, additional basketball and volleyball courts; racquetball courts and indoor and outdoor tennis courts.

KENDALL COLLEGE OF ART AND DESIGN OF FERRIS STATE UNIVERSITY

Kendall College of Art and Design began in 1928 through a generous endowment provided by Helen M. Kendall as a memorial to her husband, David Wolcott Kendall, known as the Dean of American Furniture Designers. Helen Kendall envisioned a school whose graduates would be leaders in the world of art and design, and throughout its history, Kendall College of Art and Design has prepared generations of students for careers as professional artists and designers. In addition, Kendall College of Art and Design is an active partner with the community, annually providing more than 2,000 children and adults with the opportunity to pursue courses in art and design through one of the richest and most varied continuing-studies programs in the United States.

In 1996, the Board of Trustees of Kendall College of Art and Design voted to merge Kendall with Ferris State University, a process that was completed in December 2000. Founded in 1884 as Ferris Industrial School, Ferris State University is dedicated to providing an education that prepares its students for professional careers. Ferris State also seeks, through its educational programs, applied research and expertise, to support and strengthen the economy of Michigan and the nation.

In combining these two distinctive institutions, the Boards of both Kendall and Ferris have forged a union that offers students the educational opportunities and strengths of each institution. At the heart of both institutions is the commitment that graduates are prepared to pursue professional careers. Each institution shares a dedication to educational excellence and innovation coupled with practical application. As partners, the two institutions will build upon and expand the unique educational opportunities they offer in world-class programs in art, design, and technology.

As a college within Ferris State University, Kendall College of Art and Design prepares students for leadership in the visual arts, design, art history, and art education; provides innovative, collaborative education that fosters intellectual growth and individual creativity; and promotes awareness of ethical and civic responsibilities of artists and designers, locally and globally.

Kendall College of Art and Design of Ferris State University is committed to the principle of equal opportunity in education and employment. It is the policy of the university to prohibit unlawful discrimination in connection with any aspect of educational programs or opportunities, services to the public, or employment, on the basis of race, color, religion or creed, national origin, sex, age, marital status, veteran or military status, height, weight, protected disability, or any other characteristic prohibited by applicable state or federal laws or regulations. In addition, although not mandated by law, it is the policy of the university to prohibit discrimination in education and employment on the basis of sexual orientation.

KENDALL COLLEGE OF ART AND DESIGN OF FERRIS STATE UNIVERSITY (continued)

This Policy on Non-Discrimination is designed to express the university's intent and commitment to comply with the requirements of state and federal non-discrimination laws. This policy and all other policies and procedures of the university shall be interpreted and applied co-extensively with such laws. This policy shall not be interpreted as creating any legally enforceable rights, contractual or otherwise, that are greater than those existing under applicable non-discrimination laws. The prohibition against discrimination on the basis of sexual orientation does not apply to the university's relationships with outside organizations, including the federal government, the military, ROTC, and private employers. Nothing contained in this policy shall be construed as prohibiting the university from applying *bona fide* occupational qualifications.

The university reaffirms its policy of administering all of its educational programs, and related support services and benefits, in a manner that does not discriminate with respect to a student or prospective student in any way that violates the university's policy on non-discrimination. The university is committed to providing education relevant to a changing society to all students who have the motivation to succeed and the ability to benefit from the opportunity and have been admitted to the university. A practice of affirmative recruitment and retention of members of under-represented or disadvantaged populations supports this policy of opportunity and accessibility. This policy applies to each and every phase of educational programs, services and benefits, including recruitment, applications, admissions, enrollment, counseling and guidance, financial assistance, degree requirements, athletics, student life and other activities.

The university reaffirms its policy of providing social, cultural and other services, consistent with its mission, in a manner that does not discriminate with respect to members of the public in any way that violates the university's policy on non-discrimination. This policy applies to each and every phase of all services to the public conducted by the university, or by university-sanctioned organizations, or at facilities under the control of the university.

As a condition of enrollment, students consent to the use of any works produced by them while a student at Kendall College of Art and Design of Ferris State University for the purpose of publicizing and promoting the university. Kendall will affix a copyright notice to all materials containing students' work.

This information represents the best data available at the time of publication. Kendall College of Art and Design of Ferris State University reserves the right to change the contents of this catalog at any time without notice, and because this catalog is for informational purposes only, it does not establish any contractual relationship with the university.

KENDALL COLLEGE OF ART AND DESIGN OF FERRIS STATE UNIVERSITY (continued)

As part of Ferris State University, Kendall College of Art and Design is accredited by:

The Higher Learning Commission of
the North Central Association of Colleges and Schools
230 South LaSalle Street, Suite 7-500
Chicago, IL 60604-1413
800.621.7440

Kendall College of Art and Design of Ferris State University is an accredited institutional member of:

The National Association of Schools of Art and Design
11250 Roger Bacon Drive, Suite 21
Reston, VA 22090
703.437.0700

and Kendall's Interior Design program is accredited by:

The Council for Interior Design Accreditation
206 Grandville SW, Suite 350
Grand Rapids, MI 49503-2822
616.458.0400

Kendall College of Art and Design of Ferris State University is authorized under the laws of the State of Michigan to grant:

Bachelor of Fine Arts in:

Art Education with K12 Art Education Certification
Collaborative Design
Digital Media
Drawing
Drawing-Printmaking Focus
Fashion Studies
Furniture Design
Graphic Design
Illustration
Industrial Design
Interior Design
Medical Illustration
Metals/Jewelry Design
Painting
Photography
Sculpture/Functional Art

Bachelor of Science in:

Art History- Studio
Art History-Academic

Master of Art Education

Master of Fine Arts in:

Drawing
Painting
Photography
Printmaking

Master of Business Administration

Certificate in Design and Innovation Management
(as part of Ferris State University's MBA program)

GENERAL INFORMATION

STUDENT AFFAIRS

The division of Student Affairs provides a variety of services for students through the following departments: Birkam Health Center, Career Services, Personal Counseling Center, Enrollment Services, Office of Multicultural Student Services, Rankin Student Center, Student Leadership & Activities, Student Conduct, Student Life, and University Recreation. All of these departments work with students to enhance their university experience.

STUDENT EMPLOYMENT

The Student Employment Office is located in the Timme Center for Student Services. Our goal is to assist students in finding part-time employment that will provide income while attending Ferris as well as help them learn transitional skills that will benefit them upon graduation. There are over 2,000 student employees on campus every year. In addition to helping students find jobs on campus we offer off-campus job postings for area businesses. We participate in the Federal Community Service Work Study program that allows students to work in community-based positions in the area such as the local food pantry, working as a reading tutor for local students, or the local recycling center. Students may also sign up for the Quick Cash program that puts them in touch with local residents who are looking to hire students for odd jobs such as yard work, painting, etc. More information on Student Employment can be found on our web page

<http://www.ferris.edu/HTMLS/admission/financialaid/employment/index.htm>

Having a part-time job while going to school is a great way to interact with others, learn valuable job skills and earn some spending money so you can keep your student loans to a minimum!

STUDENT LEADERSHIP & ACTIVITIES

The Office of Student Leadership & Activities helps students use and grow their skills through campus and community involvement. To keep students involved and connected to the university, there are more than 220 registered student organizations (RSOs), including sports clubs, Greek-letter organizations, spiritual groups, academic societies and professional associations. Inside the Student Leadership & Activities office, the Student Volunteer Center works hard to refer thousands of Ferris students and community members each year to area agencies seeking volunteers. Through involvement and by attending a variety of leadership programs, this office provides students marketable skills to add to their Co-Curricular Transcript (CCT). Using OrgSync, the CCT can be formally printed for students to offer an employer during their job search. This gives Ferris State students an advantage in today's competitive economy.

In addition, the Student Leadership and Activities office is actively involved in planning Bulldog Beginnings, Bulldog Bonanza, Homecoming, 5 Star speaker series, Torchbearer Awards and much more. The office is located in the Rankin Student Center, Room 164, and is open M-F 8am – 5pm. OrgSync is available to all students by logging in to MyFSU and clicking on the OrgSync icon.

FERRIS BUILDINGS AND POINTS OF INTEREST

Alumni Building (1929) - The oldest building on campus and the only building to survive the fire in 1950, the Alumni Building houses the University Archives and Extended and International Operations, which administers Ferris Statewide, Ferris Online, Conference and Professional Services, Office of International Education, Entrepreneurship Institute, Academic Incubator and the doctorate program in Community College Leadership. Classrooms and faculty offices for the College of Arts and Sciences are also in this building.

Arts and Sciences Commons (1996) - This building houses Arts and Sciences faculty and administrative offices, Retention & Student Success faculty and administrative offices, the Academic Support Center, the Card Wildlife Education Center, and the Writing Center, which provides peer tutoring to assist students with writing and study skills. The building also features "The Visionary," a mural - one of the largest of its type in the world - depicting the history of FSU. The Arts and Sciences Commons structure connects the Science and Starr Buildings.

Automotive Center (former Technical and Applied Arts Center) (1956) - The Automotive Center comprises the instructional and lecture facilities for Automotive Services, Automotive Management and Automotive Engineering Technology.

Bishop Hall/College of Education (1967) - Built as a residence hall, Bishop Hall/College of Education was remodeled in 1986 to house the College of Education & Human Services administrative offices and classrooms. Tot's Place is also located in Bishop.

Business Building (1970) - The College of Business houses regular and team-based classrooms and computer labs (Mac, PC, and Networking), as well as administrative and faculty offices. The facility also includes an auditorium that accommodates in excess of 200.

Creative Arts Center (1965) - This building houses the studios, classrooms, and faculty offices needed for the Studio Arts in the College of Arts and Sciences.

Ewigleben Sports Complex/Ice Arena (1974) - This building comprises two indoor ice rinks and a recreational wing with facilities for intercollegiate hockey, recreational hockey and skating, basketball, and volleyball, all completed in 1975. An addition completed in 1981 includes fitness and sports-medicine facilities and a volleyball arena.

GENERAL INFORMATION

Ferris Library for Information, Technology, and Education (FLITE) (2001) - Located in the heart of the main campus, FLITE features a variety of work and study spaces, including an information commons, 4 instructional studios, 6 seminar rooms, 54 individual and group study rooms, a reading room, and an extended-hours study area, all with wireless access capability. FLITE has a total seating capacity of 1,300, and provides access to 195 public computers. FLITE subscribes to over 74,000 periodicals, most of which are accessed online, and houses over 250,000 volumes. FLITE Librarians provide over 430 instruction sessions annually for Ferris students. Additionally, FLITE Librarians provide instruction to our off campus students around the state. FLITE is a U.S. Government Documents Depository, a Patent and Trademark Depository Library for western Lower Michigan, and a depository for the U.S. Bureau of the Census. FLITE also houses the Faculty Center for Teaching and Learning, the Office of Multicultural Student Services, and Media Production. In 2012 the Jim Crow Museum of Racist Memorabilia moved into the lower level of the building.

G. Mennen Williams Auditorium (1961) - This facility houses FSU's theater program and also serves as the major multipurpose auditorium for the FSU campus. With seating for 1,644, Williams Auditorium hosts musical, dramatic, cultural, and convocation events throughout the year. It also is available for public rental use when scheduling allows.

Granger Center for Construction & HVACR - The Granger Center for Construction and HVACR is a state-of-the-art facility - an interactive learning center where all structural steel, process piping, mechanical systems, and electrical systems are exposed or visible behind glass. The Center focuses on both theory and application. Its laboratory facilities provide a practical, "hands-on" experience using an extensive array of sophisticated up-to-date equipment devoted to testing and solving problems students are likely to encounter in the field.

Heavy Equipment Center (1987) - This 53,000-square-foot building accommodates students in the 2- and 4-year heavy equipment technology programs. The HEC building is the largest facility in the country dedicated to educate and train graduates for entry into the heavy equipment industry workforce; additionally, it is home to the Heavy Equipment Service Engineering Technology B.S. Degree, the only one of its kind in the U.S.

Holiday Inn Hotel and Conference Center (1990) - The facility is located adjacent to the Katke Golf Course and overlooks the campus. The 98,000 square-foot complex houses meeting and banquet facilities, 118 guest rooms and a restaurant. The conference facilities are used for continuing education activities, conferences and workshops.

Interdisciplinary Resource Center (1969) - This building contains one large lecture hall seating 120, five classrooms with state-of-the-art teaching technology seating 30-50, television studios, the Center for Latino Studies, and the Office of International Education that includes one computer classroom. The second floor houses faculty from the College of Business.

Katke Golf Course (est. 1974) – This course offers 21-holes of championship golf. The original 18-holes is a par 72 measuring 6,916 yards from the Black tees, 6,377 from the Crimson tees, 5,830 from the Silver tees and 4,845 from the Gold tees. Katke also features a "Family Tee" for juniors and new golfers. The D.O.G. Tee or *Developing Original Golfers* Tee allows new golfers the ability to play with more experienced players.

Katke's award winning practice facility features three practice holes (#19, #20 and #21), 100,000 square feet of natural grass teeing space, six target greens, a short game area for pitching, chipping and bunker play and multiple putting greens.

The Katke Clubhouse sits atop the highest point in Mecosta County with excellent views to the west and of the FSU Campus. The clubhouse provides full-service amenities including a fully stocked Golf Pro Shop, men's and women's locker rooms, Founders Grill which features a wide variety of food and beverage options, and a Multi-Purpose Class Room with seating for up to 75 guests, perfect for business meetings or small parties.

A PGA Professional Staff is available daily providing all of the needed services for golf outing events, tournament needs, golf instruction and clinics, and custom club fitting.

The golf course is conveniently located adjacent to the Holiday Inn Hotel and Conference Center.

McKessy House (1989) - McKessy House, resembling an Old English cottage on Cedar Street, north of Williams Auditorium, was purchased by Ferris State University in 1989 as a result of a generous gift from Gerald McKessy, a 1929 graduate of Ferris's college-preparatory program who went on to graduate from the Detroit College of Law in 1933. Mr. McKessy was a charter member of the Presidents Club, a member of the Phoenix Society, a founding father of the Alumni Foundation, a 12-year member of the Board of Directors of the Alumni Association and a recipient of the Distinguished Alumnus Award in 1971 for the generous donation of his time and talents to Ferris State University. Mr. McKessy donated stock, the proceeds of which were used to buy the house, barn and two acres that is now utilized as parking and additional Arts and Sciences classroom space. Mr. McKessy's gift also made it possible to remodel the house which is currently occupied by the Division of Governmental Relations and General Counsel. This division is responsible for governmental and community relations, legal affairs, equal opportunity, and labor relations.

GENERAL INFORMATION

Michigan Art Walk (1996) - The Michigan Art Walk is an ongoing project whereby original pieces of art work created by Michigan artists are installed throughout campus and linked by a meandering pathway, ultimately reaching into the Big Rapids community. The inaugural sculpture of the Michigan Art Walk, by Ann Arbor-based artist Barron Naegel, was installed in the fall of 1996. Also installed in the fall of 1996 were a wall sculpture by Daniel Roache, under the auspices of the Presidential Art Collection, and the main panel of Robert Barnum's "The Visionary," which depicts the history of Ferris State University. The unveiling of "Escape," an outdoor sculpture by R. Farrington Sharp, on October 17, 1997 continued the project, along with the side panels of "The Visionary" which were unveiled on February 20, 1998, completing Barnum's triptych. "Totem Stack," a sculpture by Ferndale artist Albert Young, was unveiled on May 7, 1998. "Muse" by Irina A. Koukhanova, was dedicated on November 19, 1998, and sculptor Fritz Olsen's "Ripples" was unveiled November 19, 1999. Lois Teicher's functional piece, "Bench With Three Deep Seats," was dedicated on June 14, 2000. "Ferris Arch," a limestone sculpture by Kenneth Thompson, was dedicated October 10, 2001. Mark Chatterley's "Journey to the Body Collective", a flying wall sculpture located in the reading room at FLITE, was dedicated on October 29, 2002. Robert Barnum's "Of Thought and Reason," a 130-foot-long, 10-foot-tall painting on canvas located in FLITE's Extended Study Area was unveiled on August 28, 2003. Ray Katz's "Celebration," a large-scale metal sculpture, was unveiled September 3, 2004. The "TO STRIVE, TO SEEK, TO FIND" sculpture is dedicated to the 125th anniversary of FSU. The sculpture was created in a partnership between Ferris Fine Arts and the campus Welding Engineering Technology Program and was funded under the FSU Festival of the Arts. Important comments, quotes or sayings about Ferris are cut into the figure form support plates redefining viewer response and increasing level of content. The Art Walk pieces can be viewed on the Ferris website along with information about the artists.

Music Center (1962) - The Music Center is located in the heart of the campus at the foot of the Carillon Clock Tower on the south end of the quad "green space" and just north of Top Taggart Field (football stadium). This facility offers rehearsal and practice space for all varieties of ensembles. The band room can accommodate groups of up to 100 musicians and the Choral Room provides room for 60 musicians. Private practice rooms are available and are ideal for individual practice or small groups of 2-3 persons. Each practice room contains an acoustic piano. The Humanities Department maintains these instruments (regular tuning, etc.) as a service to currently enrolled students. The piano lab has 12 stations (full-size keyboards) which are used for group instruction and practice for those enrolled in music classes. The music faculty and ensemble director's offices are also in the Music Center.

Michigan College of Optometry (2011) - This state-of-the-art 87,000 sq. ft. building is the university's first Leadership in Energy and Environmental Design (LEED) certified building. The facility houses the offices and classrooms of the Michigan College of Optometry, as well as the teaching laboratories including the Herbert H. and Grace A. Dow Interactive Eye Learning Center. It is also the site of the University Eye Center, which provides clinical-education experiences for optometry interns as well as provides patient vision- and eye-health services to the public.

National Elastomer Center for Plastics and Rubber Technology (1987) - The Ferris Plastics and Rubber program is the largest and most respected undergraduate program of its kind in the United States. The Plastics B.S. program was started in 1982 and continues to fill a great need in the growing plastics industry for technically trained personnel. Ferris graduates gain immediate status as recognized technical leaders. This innovative program provides students with a background that includes topics such as processing, material testing and properties, and mold and product design. Classes emphasize hands-on learning, using the same type of equipment that is currently used in industry. The Plastics building was expanded in 1998, and renamed the "National Elastomer Center" to include educational space for the new Rubber degrees. The Rubber program is a unique educational experience with graduates being sought after by the rubber industry. Coursework follows the original plastics degree in processing, testing, and design but also includes rubber compounding. The plastics and rubber industry has shown support for the Ferris programs by sponsoring the construction of the Plastics Building in 1987 and the expansion in 1998 with funding for equipment and supplies, providing job experience by employing our students for summer internships and finally hiring our graduates.

Pharmacy Building (1972) - Designed to house all on-campus operations of the College of Pharmacy, this building includes specialized laboratories and the model pharmacy as well as an antique pharmacy exhibit.

Presidential Art Collection (1996) - Daniel Roache was chosen as the first contributor for a collection featuring commissioned works by Michigan artists honoring Ferris presidents. His aluminum, wall-mounted sculpture representing the seven (at that time) academic colleges hangs in the Williams Auditorium lobby. A bronze bust of President Byron Brophy by Midland sculptors James S. Hopfensperger and Joan Hopfensperger-Most was dedicated on April 30, 1999. It is on display in the Ferris Library for Information, Technology, and Education (FLITE).

Racquet Facility (acquired in 1980) - The facility offers 4 indoor tennis courts, 10 outdoor hard courts, 2 outdoor clay courts, 3 indoor racquetball courts, cardiovascular and free-weight equipment, aerobic and fitness classes, tanning booths, tennis lessons, clinics and league programs, interactive Sportwall, rental equipment and a full-service tennis pro shop. This facility serves intercollegiate athletes, the club tennis team, faculty/staff, students, the general public and as a laboratory for the Professional Tennis Management program.

GENERAL INFORMATION

Rankin Center (1957) - Considered the “campus living room,” the Rankin Center is the center of student campus activities. The Student Center provides a wide variety of services and activities to meet the interest and needs of students, faculty, staff and guests of the university. Among the activities available are billiards, table tennis, and video games. Also offered are a television lounge, computers, information center, Quizno’s Subs, Westview Student Dining, James L. Lundberg Bookstore, fine arts gallery, First Lady’s Attic, and a variety of conference rooms. Offices for student organizations include The Student Government of FSU, Entertainment Unlimited (programming board), S.E.R.V. - Veteran’s Association, and The Torch (student newspaper). On the administrative side, there are offices for Student Affairs, Career Services, Dean of Students, Student Activities, Catering Services, Student Center and Student Technology Services.

Science Building (1956) - Remodeled and expanded in 1967 and completely renovated in 1997, this building provides teaching auditoria, classrooms, and science laboratories for the College of Arts and Sciences, as well as the Rawlinson Observatory, John and Rhea Smith Greenhouse, and Reitz Reading Room.

Starr Building (1961) - Completely renovated in 1995, students now enjoy new furnishings, state-of-the-art instructional equipment, multimedia labs, study rooms and lounges in the Starr Building. It is FSU’s largest general classroom building and houses the Educational Counseling and Disabilities Services office and Williams Auditorium, where dozens of live performances and special events are offered each year.

Student Convocation Center/Wink Arena (1999) - This 42,000 square foot facility, located adjacent to the Ewigleben Ice Arena, seats 2,400, and includes prime sections of chair-back seating. The building complex features an expanded lobby that adjoins the Ice Arena with a pro shop, concession stands, and a display for the Bulldog Hall of Fame. This center serves as the home for the FSU men’s and women’s basketball programs, and is also used for commencement exercises, major concerts, and special events.

Student Recreation Center (1998) - The former HPE/Wink Arena building was remodeled and reopened August 30, 1998. The facility gives students, faculty, staff, and community members a modern gymnasium, weight room, aerobic rooms, exercise machines, elevated track, 40-foot climbing wall, and indoor swimming pool.

Swan Technical Center (1966) - This building contains many classrooms and laboratories designed specifically for engineering and engineering-technology instruction. The building also contains the administrative offices of several College of Engineering Technology programs.

Timme Center for Student Services (CSS) (1967) (Renovated 2002) - As the official “welcome center” for the university, the Timme Center for Student Services (CSS) serves as a one-stop service center in which students can register for classes, obtain financial aid and housing information, request transcripts, pay bills, and inquire about student employment opportunities. Highlights of Timme CSS include a glass atrium that extends the full height of the eastern side of the building and a second atrium facing State Street, providing natural sunlight and openness for the building. Formerly the campus library, the Timme CSS is a place of diversity, art, history and service. The first floor houses the Financial Aid, Business, and Student Employment offices; the offices of Admissions and Records, Enrollment Services, Academic Senate, & Institutional Research are on the second floor. The third floor features a display of Ferris historical memorabilia, as well as houses the offices of the President, Provost & Vice President for Academic Affairs, Vice President for Student Affairs, Vice President for Diversity and Inclusion, Budgetary Planning and Analysis, and Testing. The carefully chosen combination of offices and services provides a wonderful welcome to all constituents in the middle of campus.

Tot’s Place (instituted 1987) - Located on the first floor of Bishop Hall, Tot’s Place Child Development Center is a full service child care center providing educational programs for children of FSU students, faculty/staff, and the surrounding community. Tot’s Place also serves as a laboratory for many FSU academic programs.

Victor F. Spathelf Center for Allied Health (1979) - This four-level structure contains the specialized classrooms, laboratories and offices for the students, faculty and administration of the College of Health Professions.

GENERAL INFORMATION

FERRIS STATE UNIVERSITY CALENDAR

Fall Semester, 2012

Aug. 22-24	Late Registration
Aug. 27	Classes begin
Sept. 3	Labor Day - no classes
Oct. 22	Mid-term grades due
Nov. 1	Last day for approved unqualified W grade
Nov. 21	Thanksgiving recess begins
Nov. 26	Classes resume
Dec. 7	Last day of classes
Dec. 10	Examination week begins
Dec. 14	Last day of examination week
Dec. 15	Fall Commencement
Dec 17	Final grades due

Spring Semester, 2013

Jan. 9-11	Late Registration
Jan. 14	Classes begin
Jan. 21	Martin Luther King Birthday - no classes
Mar. 9	Spring recess begins
Mar. 11	Mid-term grades due
Mar. 17	Classes resume
Mar. 28	Last day for approved unqualified W grade
Mar. 29	Mid-term break begins - no classes
Apr. 1	Classes resume
May 3	Last day of classes
May 6	Examination week begins
May 10	Last day of examination week
May 10 & 11	Spring Commencement
May 13	Final grades due

Summer Semester, 2013

May 20	Late Registration
May 21	Classes begin
May 27	Memorial Day - no classes
July 4	Independence Day recess - no classes
July 12	Last day for approved unqualified W grade
Aug. 15	Last day of summer semester classes

Fall Semester, 2013

Aug. 21-23	Late Registration
Aug. 26	Classes begin
Sept. 2	Labor Day - no classes
Oct. 21	Mid-term grades due
Oct. 31	Last day for approved unqualified W grade
Nov. 27	Thanksgiving recess begins
Dec. 2	Classes resume
Dec. 6	Last day of classes
Dec. 9	Examination week begins
Dec. 13	Last day of examination week
Dec. 14	Fall Commencement

TELEPHONE NUMBERS (frequently used)

The telephone number for the Ferris State switchboard is (231) 591-2000; the telephone operator can assist you. Most colleges, departments and offices also have their own numbers. The toll free number is 800-433-7747. Some frequently called numbers are listed below:

Academic Deans Offices

College of Allied Health Sciences.....	591-2270
College of Arts and Sciences.....	591-3661
College of Business.....	591-2420
College of Education & Human Services.....	591-3646
College of Pharmacy.....	591-3780
College of Professional & Technological Studies.....	616-643-5737
College of Engineering Technology.....	591-2890
Kendall College of Art & Design.....	616-451-2787
Michigan College of Optometry at FSU.....	591-3700
University College.....	591-2428

Student Services

Admissions & Records.....	591-2100
Birkam Health Center.....	591-2614
Business Operations.....	591-3972
Career Services.....	591-2685
Institutional Research & Testing.....	591-3628
Orientation.....	591-2100
Residential Life (Housing).....	591-3745
Student Employment.....	591-2012

General

Alumni Relations.....	591-2345
Athletic Department.....	591-2860
FLITE Library.....	591-3500
Public Safety.....	591-5000
Rankin Student Center.....	591-5916
Student Activities.....	591-2606
University Advancement & Marketing.....	591-3815

Kendall College of Art & Design..... 616-451-2787

Admissions – dial main number and ask for.....	EXT 2298
College Counselor - dial main number and ask for.....	EXT 1136
Enrollment Management - dial main number and ask for.....	EXT 1113
Financial Aid - dial main number and ask for.....	EXT 1112
Library - dial main number and ask for.....	EXT 1121
Registrar - dial main number and ask for.....	EXT 1141

Extended & International Operations

Ferris Statewide & Online (off-campus & online offerings).....	591-2340
Office of International Education.....	591-2450

GENERAL INFORMATION

EDUCATIONAL GRANTS AND SCHOLARSHIPS

2012-2013 FIRST-TIME FRESHMAN SCHOLARSHIPS			
<u>Scholarship</u>	<u># Awarded</u>	<u>Total Amount</u>	<u>Average Award</u>
Founder's	56	\$585,480	\$10,455
President's	66	\$363,000	\$5,500
Dean's	436	\$1,305,000	\$3,000
Ferris Achievement 4	94	\$188,000	\$2,000
Ferris Achievement 3	96	\$96,000	\$1,000
Ferris Achievement 2	243	\$243,000	\$1,000
Ferris Achievement 1	108	\$108,000	\$1,000

FEDERAL

Teacher Education Assistance for College and Higher Education Grant (TEACH)
 The Federal Pell Grant
 The Supplemental Educational Opportunity Grant

STATE

Gear Up Grant
 KCP Future Faculty Fellowship
 Michigan Competitive Scholarship
 Michigan Nursing Grant
 Tuition Incentive Program (TIP)

INSTITUTIONAL

Ability Scholarship
 Academic Opportunity Scholarship
 Athletic Grants (Individual Sports)
 COB Leadership Scholarship
 College of Business Scholarship
 Community Based Scholarship
 COT Student Kickoff Award
 Dean's Scholarship
 Detroit Compact Scholarship
 Doctor of Pharmacy Scholarship
 Entertainment Unlimited Scholarship
 Ferris Achievement Scholarship
 Ferris Grant
 Ferris Support Grant
 Ferris Youth Initiative Scholarship
 Founder's Scholarship
 FSU Native American Tuition Waiver
 Honors Residential Life Scholarship
 Intensive English Scholarship
 International Transfer Scholarship
 Kelso-Battle Scholarship
 Kendall Assistance Grant
 Military Veteran's Scholarship
 Non Resident Transfer Scholarship
 Phi Theta Kappa Scholarship
 President's Invitational Scholarship
 President's Scholarship
 PTM Scholarship
 Residential Life Scholarship
 Skills USA Scholarship
 Spaghetti Bridge Competition
 Study Abroad Scholarship
 Transfer Academic Achievement Scholarship
 Transfer Academic Excellence Scholarship
 Transfer Residential Life Scholarship
 Wade McCree Scholarship
 Wenrich Tuition Scholarship

EDUCATIONAL GRANTS AND SCHOLARSHIPS**GRANTS AND SCHOLARSHIPS**

1968 Football Scholarship
 A. Cramer Memorial Scholarship
 Abbott Laboratories Scholarship
 Abigail Smith Timme
 AFSCME Local 1609
 AITP Scholarship
 Alton/Evelyn Brayton Scholarship
 Alumni Association Legacy
 AM Welding Society - Detroit Scholarship
 AM Welding Society-District Eleven Scholarship
 AM Welding Society-Miami Scholarship
 AM Welding Society-National Named Scholarship
 AM Welding Society-Saginaw Scholarship
 AM Welding Society-West MI Scholarship
 American Asoc. of HTG, REF and A/C Eng.
 American Foundation for Vision Awareness
 American Hotel Foundation Scholarship
 American Photo Marketing Scholarship
 American Professional Estimators Scholarship
 American Society for Quality Control Scholarship
 Amerikam Scholarship
 Amy Ament Award
 Andrea L. Warfield Memorial Endowed Scholarship
 Andrew Jeffrey Crim Justice
 Anne Szabunia Memorial Scholarship
 AOA Advantage Scholarship
 AOF Carl Zeiss Vision Fellowship
 Applied Math/Actuarial Science Scholarship
 Architectural Metals
 Army ROTC Scholarship
 Arnold & Carolyn Johnson Scholarship
 ASHP Student Leadership Award
 Association of Golf Exhibitors
 Atwell, LLC Surveying
 Automotive Aftermarket Industry Scholarship
 AWS- Past Presidents Council Scholarship
 AWS-Resistance Welder Scholarship
 Bachelor of Integrative Studies
 Barbara Chapman International Study
 Barbara Reuther Memorial Nursing
 Barnes & Noble Scholarship
 Barry Barratt Scholarship
 BCI New OD Scholarship
 Bel-Aire HVACR Scholarship
 Big Rapids Garden Club Scholarship
 Bill & Lynne Scheible Scholarship
 Bingman Scholarship
 Biology Faculty/Staff
 Blanche Arnold Scholarship
 Board of Nursing Scholarship - MSN
 Board of Nursing Scholarship - RN
 Boerma Eagle Scout Scholarship
 Brian & Grace Brown Scholarship
 Brian Chapman Memorial PGM Scholarship
 Brian McDonald Scholarship
 Brian Tomczyk Memorial
 Brudy Memorial Pharmacy Scholarship
 Builders Exchange of GR & W. MI
 Business Student Assistance Scholarship
 C. Alan Tressler Memorial Scholarship Fund
 Cadillac Area Human Association Scholarship
 Call Family Scholarship
 Canadian Lakes Garden Club Scholarship
 Canadian Lakes Mecosta County Scholarship
 Canteen Services Inc. Scholarship
 Capital Regional Community Foundation Scholarship
 Cascade Engineering Annual Scholarship
 CCNA Certification Scholarship
 Celestine Moloney Scholarship
 Charles & Dorothy Peterson
 Charles & Mary Bacon
 Charles G. Jehnzen Basketball Scholarship
 Charles Hampton Scholarship
 Charles J. Kodis Advanced Industrial Automation
 Charles Jehnzen Scholarship
 Charles Kodis Scholarship
 Charlotte Kiwanis Scholarship
 Charter Schools Office Scholarship
 Chase Plastic Scholarship
 Chicago Rawhide Scholarship
 Chrysler Apprenticeship Scholarship
 CJ General Scholarship
 Clare & Patsy Johnson
 CLS - Clinical Lab Sciences Scholarship
 CM Industry Golf Outing Scholarship
 Coach Walton & Barbara Piggott
 COB Leadership Scholarship
 College of Education Alumni Scholarship
 Construction Assoc/Don Purdie Mem Sch
 Construction Assoc/Rick Cianek
 Construction Mgmt industry
 Cory Myrie Memorial
 Criminal Justice Annual
 Cummings Scholarship
 Curtis Brown Scholarship
 CVS Pharmacy Award
 D. Edwards Intercollegiate Soccer
 Dacho & Ruth Dachoff
 Daniel Tyler Scholarship
 Daudi Book Scholarship
 David D. Whalen Scholarship
 David Prior Scholarship
 David R. Greer Surveying Engineering Scholarship
 David/Carol Drake Scholarship
 DECA Scholarship
 Dee Kap Memorial Scholarship
 Delta Tau/Lambda Chi Scholarship
 Dental Health Professionals Dental Hygiene Scholarship
 Diane Nix Memorial Scholarship
 Dick Brammer Scholarship

GENERAL INFORMATION

EDUCATIONAL GRANTS AND SCHOLARSHIPS

Dick Dolack Excellence in Officiating Scholarship
Dieter H. Weiss Award
Distinguished Zerocrats Scholarship
Doc Heeter Blueline Club
Doctor of Pharmacy Scholarship
Donald and E. Lyle Magee Scholarship
Donald Lowell
Donald Shreve Scholarship
Douglas Froelich Scholarship
Douglas Hagemann Scholarship
Dr. Adnan Dakkuri Pharmacy Scholarship
Dr. Gabriel Memorial End. Scholarship
Dr. Henry R. Racki OPT Scholarship
Dr. Henry Reitz End. Scholarship
Dr. Ian Mathison Endowed Scholarship
Dr. Jack Bennett Memorial Scholarship
Dr. Merrill R. Murray Memorial Scholarship
Dr. Walter Betts Memorial
Dr. William Sakalauskas Scholarship
Dr. William Sederburg Scholarship
Duane Bremer
Dykstra Scholarship
ECNS 115 Incentive Scholarship
E-Commerce Marketing Scholarship
Ed Harris Memorial Scholarship
Edward Griffen Memorial Teacher Education
Edward Redwood Scholarship
Edwin/Barbara Courtright Scholarship
Elizabeth Claucherty
Elizabeth Keeney Scholarship
Ellen Haneline Memorial
Ensign Family Endw
Enterprise Book Scholarship
Eric Rudert Scholarship
EU Ability
Ewigleben Scholarship
Excellence Alliance Scholarship
F.A. Muehlenbeck Scholarship
Faculty Spon. Stu Dev - A&S
Fairman Scholarship Fund
Falcone Memorial Scholarship
Family Fare Pharmacy Scholarship
Felpausch Pharmacy Scholarship
Fenn & Associates Surveying Scholarship
Ferris Cares Opportunity 125
Ferris Foundation Need Based Scholarship
Ferris Leach Annual Scholarship
Ferris State University Scholarship
Ferris/Jean Leach Scholarship
FFA/Russel Moffett Scholarship
Finishmaster Automotive Scholarship
First Robotics Scholarship
Fleet Mgmt
Fortune/Morlock Memorial Scholarship
Foundation for Excellence Scholarship
Frances Friar Nursing Scholarship
Frank Karas
Frank Karas Scholarship
Frank Marra Memorial Scholarship
Fred E. Taylor Endowed Scholarship
Fred Kellogg Scholarship
Frederick Broemer Award
Freudenberg NOK Scholarship
FSU Alumni & Friends Scholarship
FSU Alumni Softball Scholarship
FSU Dining Services Scholarship
Fund Evaluation Group Scholarship
G Storm Memorial Technical Teacher Education
Gary & Jean Horn
Gary Cousineau - Hockey
Gary Waters Basketball Scholarship
Geff Reinke Endowed Scholarship
Gentex Corp
Geodetic Designs
George & Kathryn Menoutes Scholarship
George Bowlby Scholarship
George Holcomb Memorial Scholarship Fund
George Kossaras Scholarship
Gerace Construction Scholarship
German Language & Culture
Gilbert Cobb
Glen's Pharmacy Scholarship
GM Service
GM Service Op Auto Tech Scholarship
Godfrey Parsons Scholarship
Gordon Kamstra Memorial Scholarship
Governors Career Scholarship
GR Club of Printing Craftsmen Scholarship
GR New Car Dealers Scholarship
Grace Fleming R.N.
Gregory Dreuth Scholarship
H, I, & M Price
Hagerman Scholarship
Hammer's 4-C's Award
Harley Halsted Scholarship
Harper Wildern Pharmacy Scholarship
Harry & Belle Schwarzbach Scholarship
Harry Larson Memorial Scholarship
Harry Melling Memorial Scholarship
Harry Swartz Pharmacy Administration Award
Hashimi Dental Leadership Scholarship
Hedrick Assoc Karl Huffman
Helen Bennett Memorial Scholarship
Helen Ferris Vartan Scholarship Fund
Helen Popovich Scholarship
Henry Tschappat Scholarship
Hicks Gridiron Scholarship
Hoexum Scholarship
Home Builders of Mecosta County
Honorable John O'Brien Scholarship
Hospitality GALA-DECA Scholarship
Hospitality Management Scholarship

EDUCATIONAL GRANTS AND SCHOLARSHIPS

Howard Hulsman Scholarship
 HS Die Engineering, Inc.
 HURCO Engineering Scholarship
 Hurst Mechanical Inc. Scholarship
 HVACR - Htg. Vent, A/C, Ref. Engineering Scholarship
 Independent Inc. Scholarship
 Innovative Breakthrough SBM
 Intensive English Scholarship
 International Student Emergency Scholarship
 International Student Endowed
 J. N. Nelson Family Scholarship
 J.P. Nelson
 Jack LeBarre Scholarship
 Jack Newcombe Scholarship
 James & Christine Jacobs
 James & Katy Moore - Heavy Equip
 James & Katy Moore - Surveying
 James & Nancy Walker
 James Bolthouse Memorial Scholarship
 James Shane Scholarship
 Janet Nash
 Japanese Parent's Textbook Scholarship
 Jenny Jacobs Softball Scholarship
 Jerry and Mary Ford Scholarship
 Jerry Moore Memorial PGM Scholarship
 Jessica Nagle-Wilson Scholarship
 Jim Ferrell Memorial Endowed Scholarship
 Jimmie & Marlene Rodgers
 Joan Nelson Scholarship
 Joan Reirson Draugalis Endowment
 John Celestino Endowed Scholarship
 John Christie Scholarship
 John Deere Foundation Scholarship
 John J. Wheeler Scholarship
 John Ladd
 John Newell Scholarship
 John P. Nelson Endowed Scholarship
 John R. Smith Memorial Endowed Leadership
 John Sebold Memorial Scholarship
 Jordan Scholarship
 Joseph Bishop Surveying Scholarship
 Joseph Juran Scholarship
 Joseph Sasaki Scholarship Fund
 Jourdain Scholarship
 Julia McCormick
 Junior Achievement Scholarship
 Karlis K. Kazerovskis Scholarship
 Kathleen & Edward Lunt
 Kearns Educational Award
 KEBS Incorporated Scholarship
 Ken Schmitgal
 Kendall Digital Media Scholarship
 Kenneth Spoerk Memorial Scholarship
 Khagendra Thapa K. Surveying Scholarship
 K-Mart Pharmacy Scholarship
 Korean Students Scholarship
 Kurt Hellthaler Memorial Scholarship
 Labroff Scholarship
 Lambda Sigma Honor Society Scholarship
 Lang & Lit Annual
 Laverne Curtis Scholarship
 Leslie Osborn
 Lewis & Barrister-COE Dev
 Lewis & Lewis Surveying
 Lloyd C. Zill Scholarship
 Long Scholarship
 Louis/Angeline Burg Scholarship
 Lula Coker Nash Scholarship
 Mahida Surveying Scholarship
 Marco Family Foundation Grant
 Marriot Golf Scholarship
 Martin J Wozniak End. Scholarship
 Marty Lass Golf Scholarship
 Mary Ann Hashimi Memorial Scholarship
 Mary C. Feint Surveying Scholarship
 Mary McCorriston Child Development
 Mary T. Creswell Scholarship
 Mathematics Faculty/Staff
 Mathison Fellowship Enw
 Matt Lichtle Scholarship
 Maude Bigford
 Maude Korstange Scholarship
 Mavcon "Ken Reinink" Construction Sch
 McKesson Med. Mgmt Dean's Scholarship
 McLoughlin Family Endowed Scholarship
 McNaughton/McKay Scholarship
 MCO Alumni Endowed Scholarship
 Mechanical Service Contractors of America
 Mecosta Cnty Med Center Aux
 Medicine Shoppe Scholarship
 Meijer Inc. Accountancy Scholarship
 Meijer Inc. Pre-Senior Scholarship Award
 Melling Memorial Endowed Scholarship
 MI Garden Club fka Federated Garden Club
 MI Pharmacists A D PRFFLSM Award
 Michael/Paula Rushford Scholarship
 Michelle Robinson Scholarship
 Michigan Adjusters Association Scholarship
 Michigan Association Pipe Trades Scholarship
 Michigan Chapter Air/Cond Contractors Scholarship
 Michigan Mechanical Contractor Scholarship
 Michigan Office Solutions
 Michigan Pharmacy Fund Scholarship
 Michigan Printing Week Association Scholarship
 Mid Michigan Engineering And Surveying Scholarship
 Mid Michigan Pharmacists Association Scholarship
 Midland Lions Club R. Maier Scholarship
 Mike Shira Health Systems Management
 Military Veteran's Scholarship
 Millard/Ida Quinlan Scholarship
 Minnie Mould Marsh Endowed Scholarship
 Minorities in Government Finance Scholarship

GENERAL INFORMATION

EDUCATIONAL GRANTS AND SCHOLARSHIPS

Minority Student/Academic Opportunity
ML King/ALPHA PHI ALPHA Scholarship
ML King/Rosa Parks/KCP Future Faculty
Moore & Bruggink Incorporated Scholarship
Mylo Ragan Endowed Scholarship
NA Heat-Air Conditioners Scholarship
NACDS Dean's Scholarship
National Guard Scholarship
National Truck Equip Assoc
Norman & Helen Bennett
Northern Michigan Road Commission Scholarship
O.B. Davenport Scholarship
Oakland Area Scholarship
O'Brien, Quy Scholarship
Opportunity Ferris Cares_A&S
Opportunity Ferris Cares_PHARM
Opportunity Ferris Cares-CAHS
Opportunity Ferris Cares-CEHS
Opportunity Ferris Cares-COB
Opportunity Ferris Cares-MCO
Order of Omega Beta Phi Annual Scholarship
Orville Hoffman Scholarship
Oswald Rossi Scholarship
Outer Drive Hospital Auxiliary Scholarship
Patricia & Edward Sammel
Patricia Berry Intensive English Scholarship
Paul E. Borton Memorial Scholarship
Paul Runyan Scholarship
Paul Winfred Owens Scholarship
PGA Diversity Scholarship
PGM Alumni Scholarship
PGM Scholarship
Pharmacists Mutual Scholarship Award
Pharmacy Alumni Scholarship
Pharmacy Dean's Scholarship
Phi Sigma Kappa Emerging Leader
Phillip's Ford Lincoln Mercury
Phy Science Fac/Staff
Plastics & Polymer Eng
Plumbers/Steamfitters 190 Scholarship
Prism Writing Contest Annual Scholarship
Progressive Group Alliance Scholarship
PTM Scholarship
Puterbaugh Scholarship
Quality Air Annual
R & N Phelps Family
Rautiola PTM Scholarship
Raymond Kenyon Scholarship
Reed City FSU Distinguished Alumni Scholarship
Reginald/Vivian Sharkey Scholarship
RESPY Pharmacy Scholarship
Retail Contractors Assoc
Rettell Family Scholarship
Rex Dew Memorial Textbook Fund
Rhein Chemie Scholarship
Richard Hunter Scholarship
Richard Veazey
Rick Carlton PTM Business Scholarship
Rick Rodenhouse Memorial Scholarship
Rite-Aid Junior Scholarship Award
Robert & Frances Friar
Robert & Judith Scranton
Robert Brand Memorial Scholarship
Robert Brauer Award
Robert Buchdahl Memorial Award
Robert Burch Scholarship
Robert Dougan Memorial
Robert Friar Grandchildren
Robert Hendricks Memorial Scholarship
Robert Tenney
Robert VanHoven Memorial Award
Robert Williams Scholarship
Robert/Jean Olson Scholarship
Roberta Teahen University Center for Extended Learning
Roger/Debra Card Wildlife Scholarship
Rolland L. Hicks Endowed Scholarship
Ron Strohkirh
Rought Surveying Scholarship
Rowe Incorporated Scholarship
Rubber Manufacturing Association Scholarship
Ruby MacNeill Endowed Memorial
Rumsey Memorial Scholarship
Runners Memorial Scholarship
Russell & Avis Gerber Endowed Scholarship
Russell G. Merithew Scholarship
Ruth L. Shattuck Scholarship
Ryan McCandless Memorial
Samuels Family Annual
Sarangapani Mukundan
Scott Sanders
Scott Schultz Excellence Scholarship
Scott Whitener Memorial Scholarship
Searle Pharmacy Scholarship
Seifferlein/Lusk Golf Team
Sherman Throop Memorial Scholarship
Shopko Pharmacy Scholarship Award
Sloan Trans. Prod. Heavy Equip. Scholarship
Smith/Taylor/Malloy Scholarship
Social Work Emeriti & Fac
Society Of Mfg Eng - Chapter 11
Society Of Mfg Eng - Chapter 38
Stan Dean Memorial Endowed Scholarship
Stephen E Martin Memorial Award
Steven Brown Memorial Scholarship
Student Affairs Student Leadership
Student Ambassador Scholarship
Student Senator Scholarship
Susan Greene Memorial Scholarship
Susan Marie Edwards Scholarship
TAC Automotive Group Scholarship
Target Pharmacy Scholarship
Technology in Optometry Scholarship

EDUCATIONAL GRANTS AND SCHOLARSHIPS

Theodore Moss Jr
Theta Alpha Sigma Scholarship
Thomas Johnston
Thomas Reuther Scholarship
Thomas Sobota Memorial Scholarship
Three Rivers Construction Scholarship
Tingley & Associates Scholarship
TJ Amick Memorial Endw– Kendall Scholarship
Todd & Tami Jacobs
Toyota Scholarship
Trevor Slot Memorial
TVP Silver Anniversary Scholarship
Ulbrink/Campana Family
Upper Division Academic Scholarship
Upper Peninsula MPA Scholarship
Urban Land Consultants Scholarship
Vanderlaan Leadership Award
Vanduinen Memorial Scholarship
VG's Scholarship
Virginia Shepler Annual
Vision Service Plan Academic Scholarship
W. E. Dengler Pharmacy Scholarship
W. J. Stevenson Scholarship Fund
W.C. Judson Scholarship
W.S. Garrison Scholarship
Walgreen Scholarship
Wal-Mart Optical Scholarship
Wal-Mart Pharmacy Scholarship
Wanda Butler Memorial Award
Warren & Beverly Parker Scholarship Endowment
Weeks-Lakin Optometry Scholarship
Welding Competition Scholarship
Weller Family Annual
West MI Plumbers, Fitters, & Service Traders
West Michigan Credit Union Scholarship
West Michigan Mechanical Contractors Scholarship
Whitehead Memorial Scholarship
Wildern Family Scholarship
William & Marjorie Linebaugh
William Dengler
Willis J. Heyl Award in Pharmacognosy
Wm Donahue Voc. Music
WM Merle Morris Endowed Scholarship
Woolpert LLP Scholarship
Zakov Family Endowed Scholarship

GENERAL INFORMATION

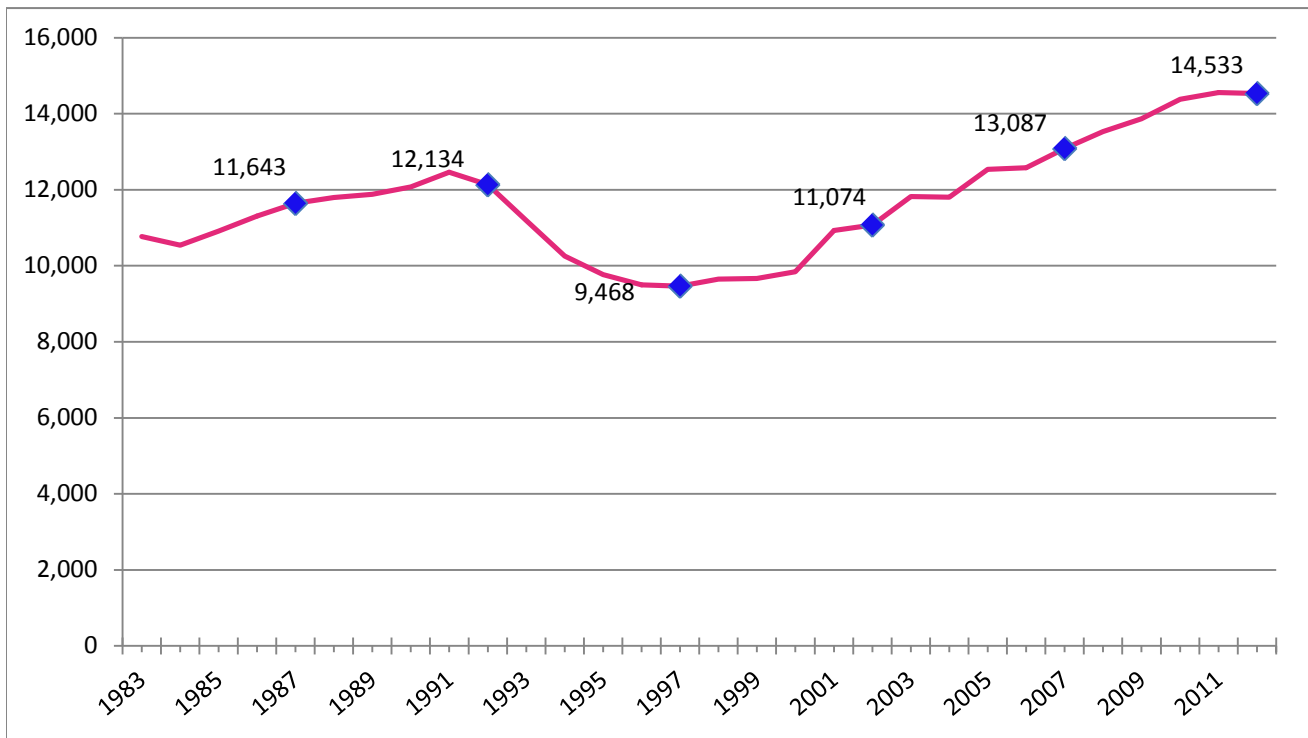
EDUCATIONAL GRANTS AND SCHOLARSHIPS

INSTITUTIONAL LOANS

A.G. Buchman Student Loan Fund
Abigail Timme Endowed Student Loan Fund
Alden W. Brown Student Loan Fund
Allied Health Loan
Alma Lidell Tufveson Memorial Loan Fund
Ansel C. Hook Memorial
Arthur E. Ormsbee Memorial Loan Fund
AS/T Alumni Loan
Asian Student Loan
Augusta Taisey Memorial Loan Fund
Bernice Behrens Student Assistance Fund
Carl Starkey Loan
Carlisle Memorial Fund
Carlton G. Ferris Student Loan Fund
Charles S. Neithercut Student Loan Fund
College of Business Memorial Loan Fund
David M. Denbrock Memorial Loan Fund
Dingman, William E. Loan
Discretionary Loan Fund
Donald Rankin Loan
Dr Glenn Bond Memorial Loan Fund
Dr Henry Lowsma Memorial Loan Fund
Dr. P & L Scholler Fund
Dr. Ralph Pino Memorial Loan Fund
Earl H. McCormick Memorial Loan Fund
Fern & William Brown Loan Fund
Fern R. Holden Student Loan Fund
France Vedder Loan
Francis R. Piper Loan Fund
Frank Clark Loan
Fred W. Swan Memorial Student Assistance Fund
George Berden Loan
Geraldine MacGregor Loan Fund
Gerrit Masselink Memorial Loan Fund
Graphic Art Loan Fund
Heinonen Memorial Loan
Helena Paris Loan Fund
Herbert H. Martz Student Assistance Fund
 for Pharmacy Students
Jay Oviatt Pharmacy Student Loan Fund
Kappa Alpha Psi Loan
Kenneth Spoerk Memorial Loan Fund
Kuhlman/Greene Memorial Loan
Labroff Business Assistance Loan
Leon Bush Loan
Leon Probst Memorial Loan Fund
Lithocrafters and Bookcrafters Loan Fund
Louis Legg Loan
Lowell DeMoss Memorial Student Loan Fund
Lynn H. Cook Memorial Loan Fund
M. Lewis Fishman Memorial Loan Fund
Max E. Smith Memorial Loan Fund
MI Construction Equipment Dealer Loan
MI Federation of Women's Clubs Student Loan
Michigan Assoc. of Edu. Secretaries Memorial Loan Fund
Michigan Pest Control Loan
Morton Rehab Loan
Nancy Ingall Memorial Loan Fund
Northern Michigan Road Comm Assoc Loan Fund
Orville Plank Memorial Loan Fund
Perry Converse Loan
R H Pino Loan
R.M. Wylie Student Loan Fund
Raymond and Vida Sines Memorial Fund
Raymond W. Starr Student Loan Fund
RC Vandercook Loan
Redman Agency Inc. Student Loan Fund
Regina L. Stevenson Holt Memorial Loan Fund
Richard J. and Marion Morley Memorial Loan Fund
Robert and Gertrude Burns Memorial Loan Fund
Roger Allen Student Assistance Fund
Ronald Cronk Loan
Ronald M. Solomon Memorial Loan Fund
Roy Alvarado Memorial Loan Fund
Roy Clark Vandercook Memorial Loan Fund
Rueben E. & Gertrude A. Trippensee Memorial Loan
Special Loan Fund
Steve Bordano Memorial Loan Fund
Townsend and Buttum, Inc. Student Loan Fund
United Migrants Loan
Victor Spathelf Loan
Walter Armbruster Memorial Loan Fund
Walter H. Gillette Memorial Loan Fund
Will Lane Pharmacy Student Assistance Fund
William C. Moore Memorial Loan Fund
William C. Wolfinger Memorial Loan Fund
Wolverine Club Student Loan Fund

ENROLLMENT

TOTAL HEADCOUNT ENROLLMENT

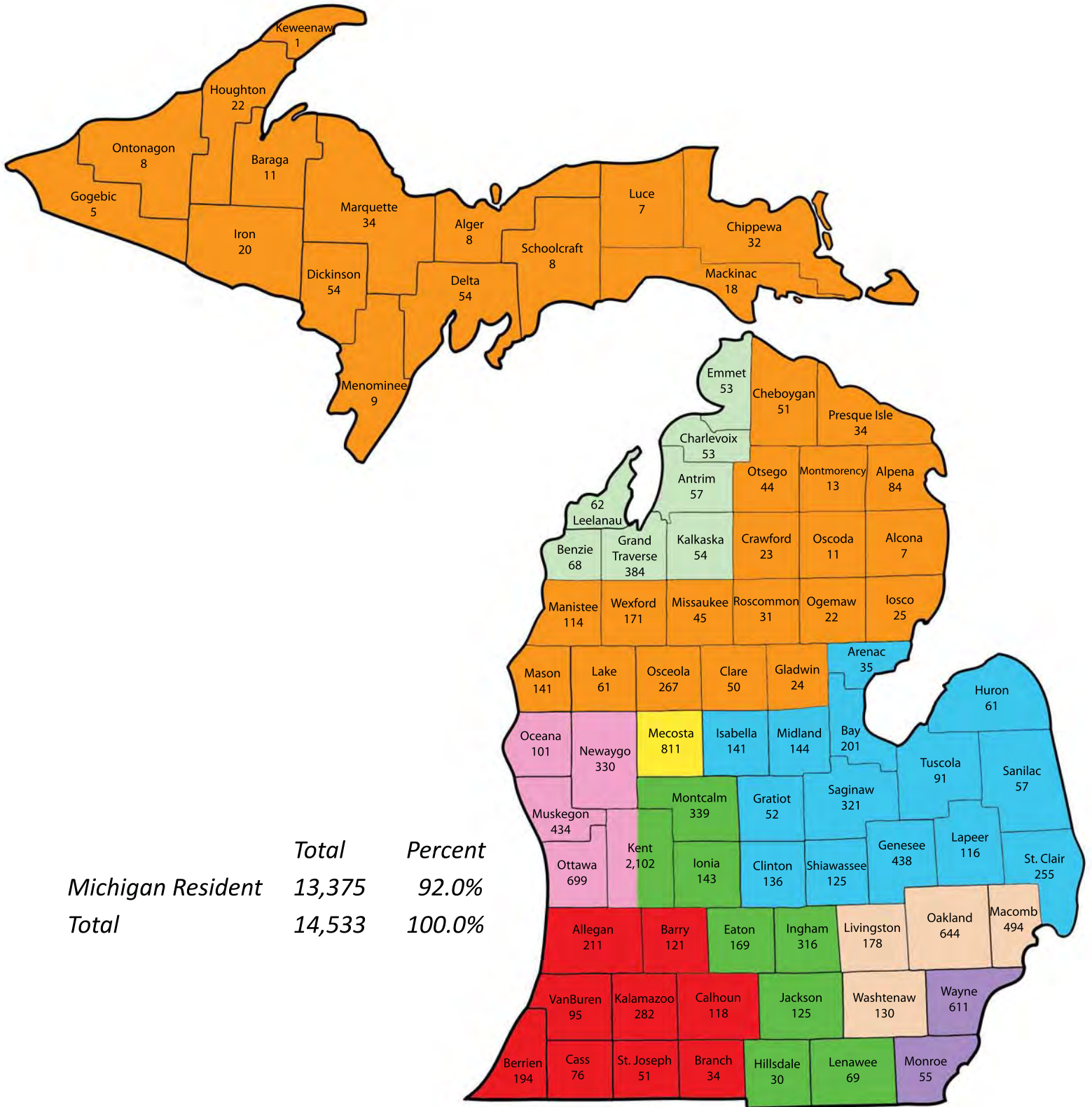


FALL ENROLLMENT 1983 - 2012

1983	10,767	1998	9,651
1984	10,540	1999	9,668
1985	10,909	2000	9,847
1986	11,310	2001	10,930
1987	11,643	2002	11,074
1988	11,792	2003	11,822
1989	11,878	2004	11,803
1990	12,076	2005	12,540
1991	12,461	2006	12,575
1992	12,134	2007	13,087
1993	11,188	2008	13,532
1994	10,258	2009	13,865
1995	9,767	2010	14,381
1996	9,495	2011	14,560
1997	9,468	2012	14,533

Source: Office of Institutional Research and Testing

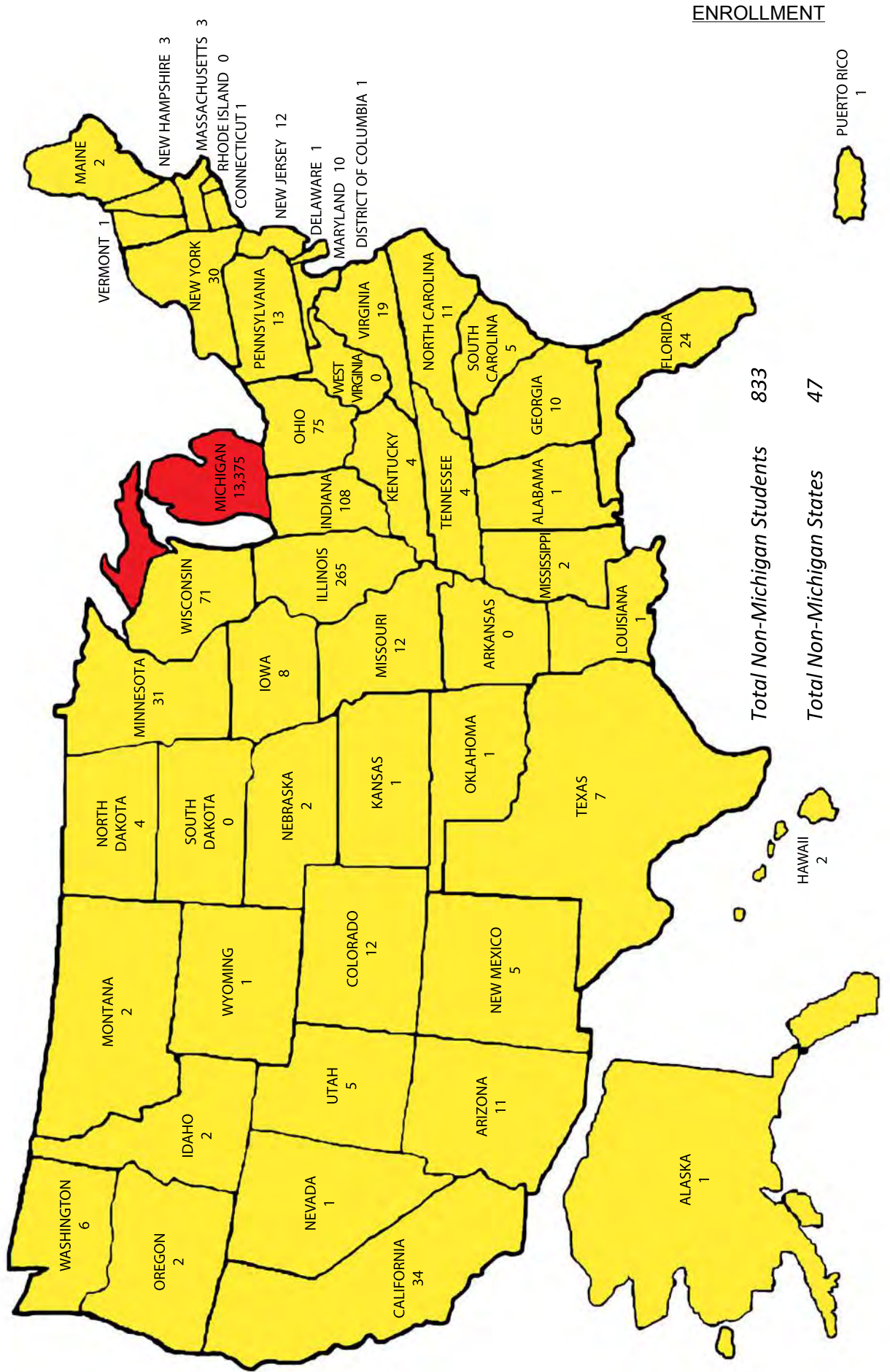
FALL 2012 ENROLLMENT BY COUNTY



*Colors denote admissions counselors recruiting territories

	Total	Percent
Michigan Resident	13,375	92.0%
Total	14,533	100.0%

FALL 2012 ENROLLMENT BY STATE



ENROLLMENT**FALL 2012 MICHIGAN ENROLLMENT BY COUNTY**

Alcona	7	Lake	61
Alger	8	Lapeer	116
Allegan	211	Leelanau	62
Alpena	84	Lenawee	69
Antrim	57	Livingston	178
Arenac	35	Luce	7
Baraga	11	Mackinac	18
Barry	121	Macomb	494
Bay	201	Manistee	114
Benzie	68	Marquette	34
Berrien	194	Mason	141
Branch	34	Mecosta	811
Calhoun	118	Menominee	9
Cass	76	Midland	144
Charlevoix	53	Missaukee	45
Cheboygan	51	Monroe	55
Chippewa	32	Montcalm	339
Clare	50	Montmorency	13
Clinton	136	Muskegon	434
Crawford	23	Newaygo	330
Delta	54	Oakland	644
Dickinson	54	Oceana	101
Eaton	169	Ogemaw	22
Emmet	53	Ontonagon	8
Genesee	438	Osceola	267
Gladwin	24	Oscoda	11
Gogebic	5	Otsego	44
Grand Traverse	384	Ottawa	699
Gratiot	52	Presque Isle	34
Hillsdale	30	Roscommon	31
Houghton	22	Saginaw	321
Huron	61	St. Clair	255
Ingham	316	St. Joseph	51
Ionia	143	Sanilac	57
Iosco	25	Schoolcraft	8
Iron	20	Shiawassee	125
Isabella	141	Tuscola	91
Jackson	125	Van Buren	95
Kalamazoo	282	Washtenaw	130
Kalkaska	54	Wayne	611
Kent	2,102	Wexford	171
Keweenaw	1		
		TOTAL	13,375

Source: Office of Institutional Research & Testing

FALL 2012 ENROLLMENT BY STATE & BY COUNTRY

NON-MICHIGAN STUDENTS BY STATE

Alabama	1	Illinois	265	Nebraska	2	Rhode Island	0	
Alaska	1	Indiana	108	Nevada	1	South Carolina	5	
Arkansas	0	Iowa	8	New Hampshire	3	South Dakota	0	
Arizona	11	Kansas	1	New Jersey	12	Tennessee	4	
California	34	Kentucky	4	New Mexico	5	Texas	7	
Colorado	12	Louisiana	1	New York	30	Utah	5	
Connecticut	1	Maine	2	North Carolina	11	Vermont	1	
Delaware	1	Maryland	10	North Dakota	4	Virginia	19	
District of Columbia	1	Massachusetts	3	Ohio	75	Washington	6	
Florida	24	Minnesota	31	Oklahoma	1	West Virginia	0	
Georgia	10	Mississippi	2	Oregon	2	Wisconsin	71	
Hawaii	2	Missouri	12	Pennsylvania	13	Wyoming	1	
Idaho	2	Montana	2	Puerto Rico	1	Unidentified	5	
							TOTAL	833
							TOTAL STATES	48

FOREIGN STUDENTS BY COUNTRY

<u>Africa</u>	<u>21</u>	<u>Asia</u>	<u>213</u>	<u>Europe</u>	<u>10</u>	<u>North America</u>	<u>60</u>	
Botswana	1	Bangladesh	1	Croatia	1	Bahamas	1	
Congo	1	China	39	England	2	Canada	58	
Ghana	1	India	15	Finland	1	Costa Rica	1	
Kenya	2	Japan	2	France	1			
Nigeria	15	Kuwait	1	Germany	1	<u>South America</u>	<u>10</u>	
South Africa	1	Malaysia	2	Netherlands	3	Brazil	7	
		Saudi Arabia	137	Sweden	1	Colombia	1	
		South Korea	12			Ecuador	1	
		Taiwan	1			Venezuela	1	
		Vietnam	3			Unidentified	11	
							TOTAL	325
							TOTAL COUNTRIES	30

Source: Office of Institutional Research & Testing

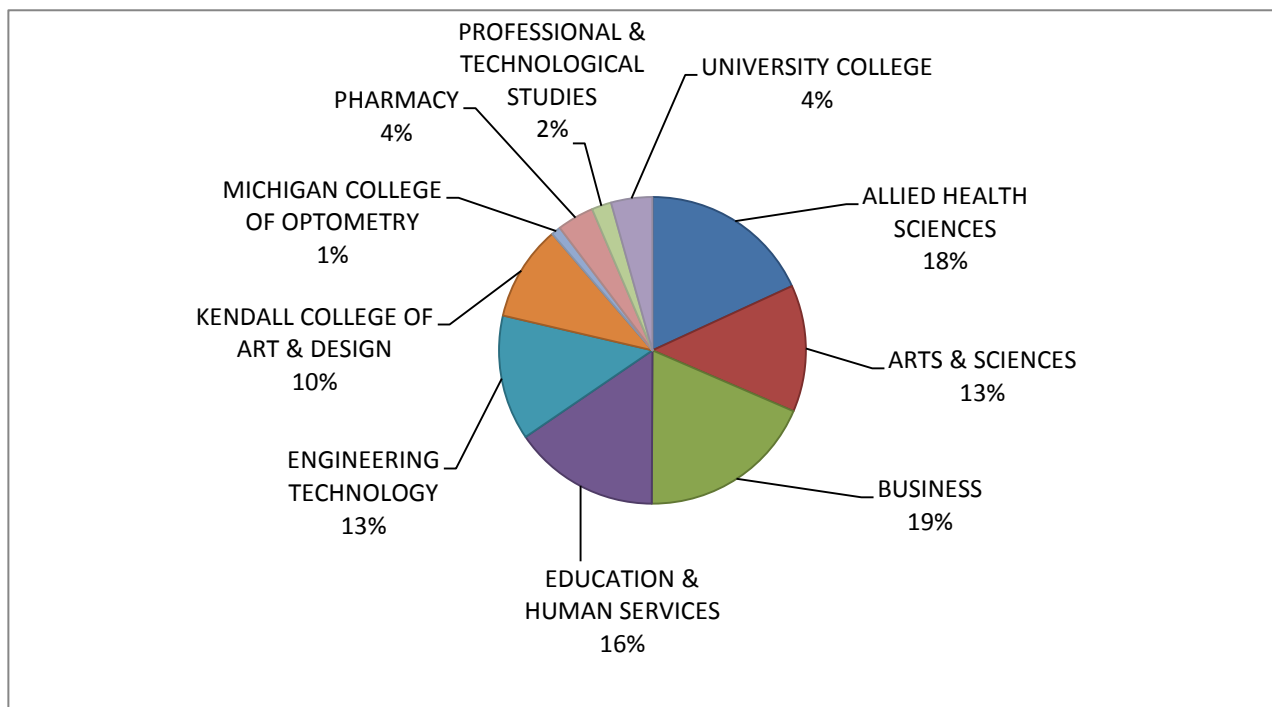
ENROLLMENT

**5-YEAR ENROLLMENT BY COLLEGE
FALL SEMESTER**

<u>COLLEGE</u>	<u>2008-09</u>	<u>2009-10</u>	<u>2010-11</u>	<u>2011-12</u>	<u>2012-13</u>
ALLIED HEALTH SCIENCES	2,314	2,566	2,655	2,716	2,634
ARTS & SCIENCES	1,763	1,775	1,954	2,006	1,942
BUSINESS	2,473	2,550	2,640	2,634	2,700
EDUCATION & HUMAN SERVICES	1,993	2,085	2,232	2,294	2,238
ENGINEERING TECHNOLOGY	2,160	2,029	1,958	1,959	1,915
KENDALL COLLEGE OF ART & DESIGN	1,352	1,385	1,419	1,414	1,461
MICHIGAN COLLEGE OF OPTOMETRY	146	146	143	145	147
PHARMACY	546	557	529	529	562
PROFESSIONAL & TECHNOLOGICAL	223	225	322	298	303
UNIVERSITY COLLEGE	562	547	529	565	631
TOTAL	13,532	13,865	14,381	14,560	14,533

Source: Office of Institutional Research and Testing

**PERCENT OF STUDENTS BY COLLEGE
FALL SEMESTER 2012**

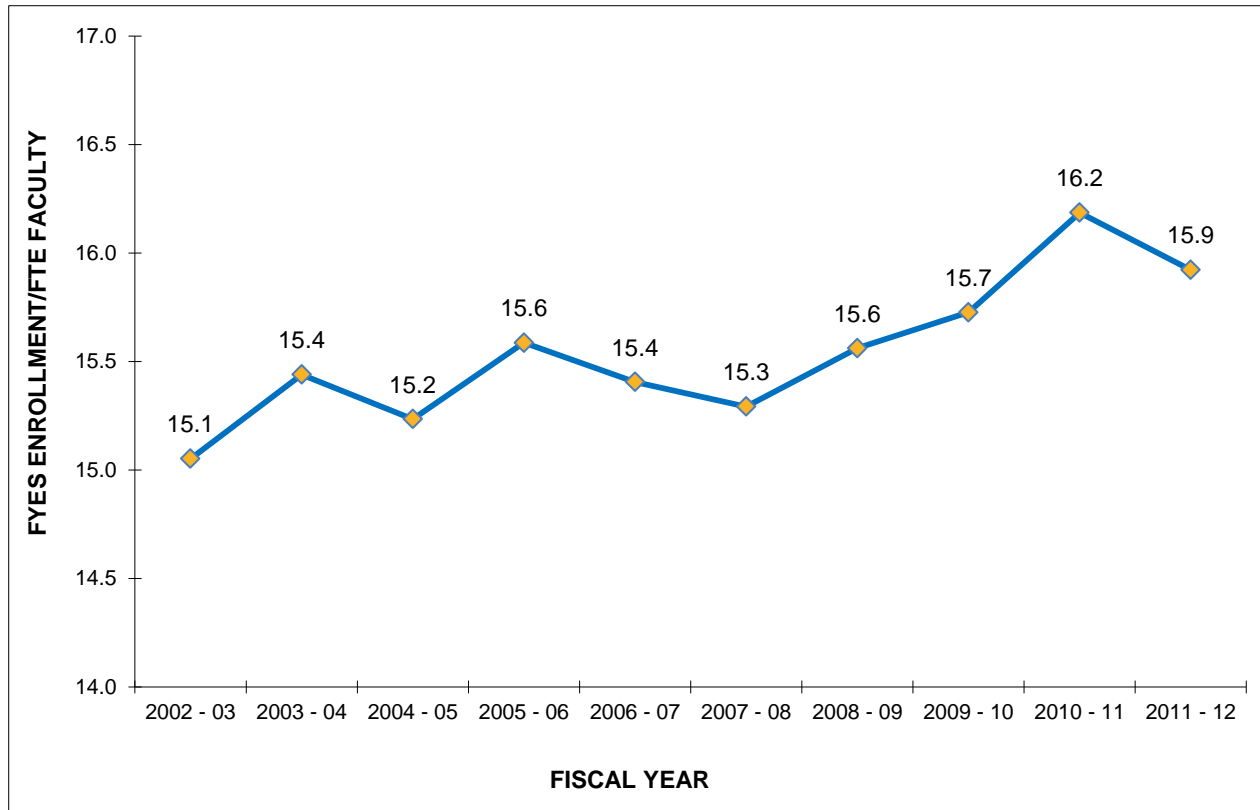


STUDENT ENROLLMENT BY COLLEGE

ALLIED HEALTH SCIENCES	2,634
ARTS & SCIENCES	1,942
BUSINESS	2,700
EDUCATION & HUMAN SERVICES	2,238
ENGINEERING TECHNOLOGY	1,915
KENDALL COLLEGE OF ART & DESIGN	1,461
MICHIGAN COLLEGE OF OPTOMETRY	147
PHARMACY	562
PROFESSIONAL & TECHNOLOGICAL STUDIES	303
UNIVERSITY COLLEGE	631
TOTAL	14,533

Source: Office of Institutional Research and Testing

**FULL-YEAR EQUATED STUDENT (FYES) ENROLLMENT PER
FULL-TIME EQUATED (FTE) FACULTY
2002 - 03 to 2011 - 12**



STUDENT - FACULTY RATIO

	<u>FYES</u>	<u>FTE</u>	<u>RATIO</u>
2002 - 03	9,841	653.82	15.1
2003 - 04	10,340	669.70	15.4
2004 - 05	10,548	692.37	15.2
2005 - 06	11,063	709.78	15.6
2006 - 07	11,098	720.39	15.4
2007 - 08	11,392	744.96	15.3
2008 - 09	11,667	749.72	15.6
2009 - 10	11,791	749.75	15.7
2010 - 11	12,076	746.08	16.2
2011 - 12	12,215	767.17	15.9

Source: State of Michigan HEIDI Database, Budget Office

ENROLLMENT SUMMARY FALL 2012

	<u>FULL-TIME</u>		<u>PART-TIME</u>		<u>TOTAL</u>
UNDERGRADUATE STUDENTS	9,366	71%	3,895	29%	13,261
GRADUATE STUDENTS	97	19%	406	81%	503
GRADUATE PROFESSIONAL PRACTICE	662	93%	47	7%	709
DOCTORATE STUDENTS	0	0%	60	100%	60
ALL STUDENTS	10,125	70%	4,408	30%	14,533

	<u>MEN</u>		<u>WOMEN</u>		<u>TOTAL</u>
TOTAL FULL-TIME	5,204	51%	4,921	49%	10,125
TOTAL PART-TIME	1,787	41%	2,621	59%	4,408
TOTALS	6,991	48%	7,542	52%	14,533

	<u>FALL 2010</u>	<u>FALL 2011</u>	<u>FALL 2012</u>
FTIAC'S * (First Time In Any College)	2,356	2,556	2,540
READMITS	455	413	394
TRANSFERS	1,908	1,868	1,813
CONTINUING	9,644	9,704	9,755
GUEST	18	19	31
TOTAL	14,381	14,560	14,533

<u>FRESHMEN</u>	<u>FALL 2010</u>	<u>FALL 2011</u>	<u>FALL 2012</u>
APPLIED ** (completed applications)	8,045	8,490	9,458
ADMITTED	6,083	6,574	6,709
ENROLLED	2,356	2,556	2,540
RATIO of ENROLLED to ADMITTED	0.39	0.39	0.38

	<u>FALL 2010</u>	<u>FALL 2011</u>	<u>FALL 2012</u>
TOTAL	14,381	14,560	14,533
ON-LINE	622	793	830
KENDALL	1,419	1,414	1,461
OFF CAMPUS	2,409	2,383	2,203
BIG RAPIDS	9,931	9,970	10,039
IN RESIDENCE HALLS	3,043	3,152	3,196
IN APARTMENTS	363	376	361
IN SUITES	291	296	289
COMMUTERS	6,234	6,146	6,193

* Includes all students, F-T, P-T, degree-seeking and non-degree-seeking.

** Previous applied numbers included all applications, revised methodology now counts only completed applications

Source: Office of Institutional Research and Testing

ENROLLMENT

ENROLLMENT SUMMARY BY COLLEGE
FALL 2012

ALLIED HEALTH SCIENCES

	<u>FULL-TIME</u>		<u>PART-TIME</u>		<u>TOTAL</u>
UNDERGRADUATE STUDENTS	1,547	61%	989	39%	2,536
GRADUATE STUDENTS	5	5%	93	95%	98
ALL STUDENTS	1,552	59%	1,082	41%	2,634

	<u>MEN</u>		<u>WOMEN</u>		<u>TOTAL</u>
TOTAL FULL-TIME	277	18%	1,275	82%	1,552
TOTAL PART-TIME	140	13%	942	87%	1,082
TOTALS	417	16%	2,217	84%	2,634

	<u>FALL 2010</u>	<u>FALL 2011</u>	<u>FALL 2012</u>
FTIAC'S * (First Time In Any College)	251	301	279
READMITS	138	142	103
TRANSFERS	354	335	269
CONTINUING	1,911	1,938	1,983
GUEST	1	0	0
TOTAL	2,655	2,716	2,634

<u>FRESHMAN</u>	<u>FALL 2010 **</u>	<u>FALL 2011</u>	<u>FALL 2012</u>
APPLIED	1,084	1,118	1,302
ADMITTED	813	864	896

ARTS & SCIENCES

	<u>FULL-TIME</u>		<u>PART-TIME</u>		<u>TOTAL</u>
UNDERGRADUATE STUDENTS	1,603	83%	339	17%	1,942
ALL STUDENTS	1,603	83%	339	17%	1,942

	<u>MEN</u>		<u>WOMEN</u>		<u>TOTAL</u>
TOTAL FULL-TIME	648	40%	955	60%	1,603
TOTAL PART-TIME	122	36%	217	64%	339
TOTALS	770	40%	1,172	60%	1,942

	<u>FALL 2010</u>	<u>FALL 2011</u>	<u>FALL 2012</u>
FTIAC'S * (First Time In Any College)	621	730	570
READMITS	45	37	32
TRANSFERS	185	132	149
CONTINUING	1,103	1,106	1,188
GUEST	0	1	3
TOTAL	1,954	2,006	1,942

<u>FRESHMAN</u>	<u>FALL 2010 **</u>	<u>FALL 2011</u>	<u>FALL 2012</u>
APPLIED	1,993	2,054	2,069
ADMITTED	1,428	1,660	1,469

* Includes all students, F-T, P-T, degree-seeking and non-degree-seeking.

** Applied only counts completed applications as of Fall 2010

Source: Office of Institutional Research and Testing

ENROLLMENT SUMMARY BY COLLEGE FALL 2012

BUSINESS

	<u>FULL-TIME</u>		<u>PART-TIME</u>		<u>TOTAL</u>
UNDERGRADUATE STUDENTS	1,751	68%	812	32%	2,563
GRADUATE STUDENTS	26	19%	111	81%	137
ALL STUDENTS	1,777	66%	923	34%	2,700

	<u>MEN</u>		<u>WOMEN</u>		<u>TOTAL</u>
TOTAL FULL-TIME	1,084	61%	693	39%	1,777
TOTAL PART-TIME	527	57%	396	43%	923
TOTALS	1,611	60%	1,089	40%	2,700

	<u>FALL 2010</u>	<u>FALL 2011</u>	<u>FALL 2012</u>
FTIAC'S * (First Time In Any College)	313	328	363
READMITS	75	59	84
TRANSFERS	346	373	358
CONTINUING	1,902	1,870	1,889
GUEST	6	4	6
TOTAL	2,642	2,634	2,700

<u>FRESHMAN</u>	<u>FALL 2010 **</u>	<u>FALL 2011</u>	<u>FALL 2012</u>
APPLIED	1,261	1,253	1,414
ADMITTED	963	970	999

EDUCATION & HUMAN SERVICES

	<u>FULL-TIME</u>		<u>PART-TIME</u>		<u>TOTAL</u>
UNDERGRADUATE STUDENTS	1,274	63%	739	37%	2,013
GRADUATE STUDENTS	32	14%	193	86%	225
ALL STUDENTS	1,306	58%	932	42%	2,238

	<u>MEN</u>		<u>WOMEN</u>		<u>TOTAL</u>
TOTAL FULL-TIME	713	55%	593	45%	1,306
TOTAL PART-TIME	360	39%	572	61%	932
TOTALS	1,073	48%	1,165	52%	2,238

	<u>FALL 2010</u>	<u>FALL 2011</u>	<u>FALL 2012</u>
FTIAC'S * (First Time In Any College)	215	205	226
READMITS	71	63	67
TRANSFERS	428	412	377
CONTINUING	1,516	1,614	1,567
GUEST	2	0	1
TOTAL	2,232	2,294	2,238

<u>FRESHMAN</u>	<u>FALL 2010 **</u>	<u>FALL 2011</u>	<u>FALL 2012</u>
APPLIED	965	1,005	1,094
ADMITTED	702	764	750

* Includes all students, F-T, P-T, degree-seeking and non-degree-seeking.

** Applied only counts completed applications as of Fall 2010

Source: Office of Institutional Research and Testing

ENROLLMENT

**ENROLLMENT SUMMARY BY COLLEGE
FALL 2012**

ENGINEERING TECHNOLOGY

	<u>FULL-TIME</u>		<u>PART-TIME</u>		<u>TOTAL</u>
UNDERGRADUATE STUDENTS	1,621	85%	294	15%	1,915
ALL STUDENTS	1,621	85%	294	15%	1,915

	<u>MEN</u>		<u>WOMEN</u>		<u>TOTAL</u>
TOTAL FULL-TIME	1,503	93%	118	7%	1,621
TOTAL PART-TIME	277	94%	17	6%	294
TOTALS	1,780	93%	135	7%	1,915

	<u>FALL 2010</u>	<u>FALL 2011</u>	<u>FALL 2012</u>
FTIAC'S * (First Time In Any College)	265	297	278
READMITS	63	39	40
TRANSFERS	243	233	231
CONTINUING	1,387	1,390	1,364
GUEST		0	2
TOTAL	1,958	1,959	1,915

<u>FRESHMAN</u>	<u>FALL 2010 **</u>	<u>FALL 2011</u>	<u>FALL 2012</u>
APPLIED	689	853	899
ADMITTED	507	638	597

KENDALL COLLEGE OF ART & DESIGN

	<u>FULL-TIME</u>		<u>PART-TIME</u>		<u>TOTAL</u>
UNDERGRADUATE STUDENTS	922	65%	496	35%	1,418
GRADUATE STUDENTS	34	79%	9	21%	43
ALL STUDENTS	956	65%	505	35%	1,461

	<u>MEN</u>		<u>WOMEN</u>		<u>TOTAL</u>
TOTAL FULL-TIME	317	33%	639	67%	956
TOTAL PART-TIME	142	28%	363	72%	505
TOTALS	459	31%	1,002	69%	1,461

	<u>FALL 2010</u>	<u>FALL 2011</u>	<u>FALL 2012</u>
FTIAC'S * (First Time In Any College)	308	352	446
READMITS	28	31	28
TRANSFERS	151	151	167
CONTINUING	928	873	812
GUEST	4	7	8
TOTAL	1,419	1,414	1,461

<u>FRESHMAN</u>	<u>FALL 2010 **</u>	<u>FALL 2011</u>	<u>FALL 2012</u>
APPLIED	465	641	709
ADMITTED	341	390	456

* Includes all students, F-T, P-T, degree-seeking and non-degree-seeking.

** Applied only counts completed applications as of Fall 2010

Source: Office of Institutional Research and Testing

ENROLLMENT SUMMARY BY COLLEGE FALL 2012

MICHIGAN COLLEGE OF OPTOMETRY

	<u>FULL-TIME</u>		<u>PART-TIME</u>		<u>TOTAL</u>
GRADUATE PROFESSIONAL PRACTICE	147	100%	0	0%	147
ALL STUDENTS	147	100%	0	0%	147

	<u>MEN</u>		<u>WOMEN</u>		<u>TOTAL</u>
TOTAL FULL-TIME	60	41%	87	59%	147
TOTAL PART-TIME	0	0%	0	0%	0
TOTALS	60	41%	87	59%	147

	<u>FALL 2010</u>	<u>FALL 2011</u>	<u>FALL 2012</u>
TRANSFERS	33	28	34
CONTINUING	110	117	113
TOTAL	143	145	147

<u>PROFESSIONAL</u>	<u>FALL 2010 **</u>	<u>FALL 2011</u>	<u>FALL 2012</u>
APPLIED	475	401	368
ADMITTED ¹	37	33	60

PHARMACY

	<u>FULL-TIME</u>		<u>PART-TIME</u>		<u>TOTAL</u>
GRADUATE PROFESSIONAL PRACTICE	515	92%	47	8%	562
ALL STUDENTS	515	92%	47	8%	562

	<u>MEN</u>		<u>WOMEN</u>		<u>TOTAL</u>
TOTAL FULL-TIME	240	47%	275	53%	515
TOTAL PART-TIME	21	45%	26	55%	47
TOTALS	261	46%	301	54%	562

	<u>FALL 2010</u>	<u>FALL 2011</u>	<u>FALL 2012</u>
READMITS	0	1	0
TRANSFERS	58	99	120
CONTINUING	469	427	440
GUEST	2	2	2
TOTAL	529	529	562

<u>PROFESSIONAL</u>	<u>FALL 2010 **</u>	<u>FALL 2011</u>	<u>FALL 2012</u>
APPLIED	395	618	562
ADMITTED ²	56	126	198

* Includes all students, F-T, P-T, degree-seeking and non-degree-seeking.

** Applied only counts completed applications as of Fall 2010

¹ From Optomcas system

² From Pharmcas system

Source: Office of Institutional Research and Testing

ENROLLMENT

ENROLLMENT SUMMARY BY COLLEGE
FALL 2012

PROFESSIONAL & TECHNOLOGICAL STUDIES

	<u>FULL-TIME</u>		<u>PART-TIME</u>		<u>TOTAL</u>
UNDERGRADUATE STUDENTS	77	32%	166	68%	243
DOCTORATE STUDENTS	0	0%	60	100%	60
ALL STUDENTS	77	25%	226	75%	303

	<u>MEN</u>		<u>WOMEN</u>		<u>TOTAL</u>
TOTAL FULL-TIME	61	79%	16	21%	77
TOTAL PART-TIME	166	73%	60	27%	226
TOTALS	227	75%	76	25%	303

	<u>FALL 2010</u>	<u>FALL 2011</u>	<u>FALL 2012</u>
FTIAC'S * (First Time In Any College)	67	22	29
READMITS	8	4	3
TRANSFERS	48	38	37
CONTINUING	199	234	234
GUEST	0	0	0
TOTAL	322	298	303

<u>FRESHMAN</u>	<u>FALL 2010 **</u>	<u>FALL 2011</u>	<u>FALL 2012</u>
APPLIED	59	39	52
ADMITTED	46	28	39

UNIVERSITY COLLEGE

	<u>FULL-TIME</u>		<u>PART-TIME</u>		<u>TOTAL</u>
UNDERGRADUATE STUDENTS	571	90%	60	10%	631
ALL STUDENTS	571	90%	60	10%	631

	<u>MEN</u>		<u>WOMEN</u>		<u>TOTAL</u>
TOTAL FULL-TIME	301	53%	270	47%	571
TOTAL PART-TIME	32	53%	28	47%	60
TOTALS	333	53%	298	47%	631

	<u>FALL 2010</u>	<u>FALL 2011</u>	<u>FALL 2012</u>
FTIAC'S * (First Time In Any College)	316	321	349
READMITS	27	37	37
TRANSFERS	62	67	71
CONTINUING	119	135	165
GUEST	5	5	9
TOTAL	529	565	631

<u>FRESHMAN</u>	<u>FALL 2010 **</u>	<u>FALL 2011</u>	<u>FALL 2012</u>
APPLIED	1,527	1,527	1,929
ADMITTED	1,282	1,260	1,503

* Includes all students, F-T, P-T, degree-seeking and non-degree-seeking.

** Applied only counts completed applications as of Fall 2010

Source: Office of Institutional Research and Testing

COMPARATIVE FALL ENROLLMENT REPORT BY COLLEGE

	<u>WOMEN</u>	<u>MEN</u>	<u>2012 TOTAL</u>	<u>2011 TOTAL</u>
ALLIED HEALTH SCIENCES	2,217	417	2,634	2,716
Associate Degree	626	90	716	789
Bachelor Degree	1,504	314	1,818	1,803
Certificate	0	0	0	7
Master's Degree	86	12	98	87
Non-Degree Seeking Undergraduate	1	1	2	30
ARTS & SCIENCES	1,172	770	1,942	2,006
Associate Degree	384	265	649	691
Bachelor Degree	709	456	1,165	1,118
Non-Degree Seeking Undergraduate	79	49	128	197
BUSINESS	1,089	1,611	2,700	2,634
Associate Degree	187	205	392	360
Bachelor Degree	835	1,329	2,164	2,143
Certificate	5	7	12	8
Master's Degree	61	70	131	114
Non-Degree Seeking Undergraduate	1	0	1	9
EDUCATION & HUMAN SERVICES	1,165	1,073	2,238	2,294
Associate Degree	166	276	442	414
Bachelor Degree	840	688	1,528	1,589
Certificate	0	0	0	0
Master's Degree	123	79	202	210
Non-Degree Seeking Certificate	25	22	47	53
Non-Degree Seeking Graduate	11	8	19	26
Non-Degree Seeking Undergraduate	0	0	0	2
ENGINEERING TECHNOLOGY	135	1,780	1,915	1,959
Associate Degree	60	694	754	762
Bachelor Degree	74	1,076	1,150	1,180
Certificate	1	10	11	17
Non-Degree Seeking Undergraduate	0	0	0	0
KENDALL	1,002	459	1,461	1,414
Bachelor Degree	760	391	1,151	1,151
Master's Degree	24	19	43	49
Non-Degree Seeking Special Programs	8	2	10	10
Non-Degree Seeking Undergraduate	210	47	257	204
OPTOMETRY	87	60	147	145
O.D. Degree	87	60	147	145
PHARMACY	301	261	562	529
Pharm D Degree	301	261	562	529
PROFESSIONAL & TECHNOLOGICAL STUDIES	76	227	303	298
Bachelor Degree	41	202	243	256
Doctorate Degree	35	25	60	41
Non-Degree Seeking Undergraduate	0	0	0	1
UNIVERSITY COLLEGE	298	333	631	565
Associate Degree	265	240	505	462
Non-Degree Seeking Undergraduate	33	93	126	103
TOTAL	7,542	6,991	14,533	14,560

Source: Office of Institutional Research and Testing

ENROLLMENT

SCH/FTE/FYES

Student Credit Hours (SCH) Produced By Campus

<u>STUDENT CREDIT HOURS</u>	<u>FALL 2010</u>	<u>FALL 2011</u>	<u>FALL 2012</u>	<u>% Δ '11 to '12</u>
BIG RAPIDS	125,865	125,380	126,953	1%
KENDALL	14,959	14,533	14,920	3%
OFF CAMPUS	14,554	14,620	13,365	-9%
INTERNET	11,305	12,532	13,219	5%
TOTAL	166,683	167,065	168,457	1%

Source: Office of Institutional Research and Testing

Student Credit Hours (SCH) Produced By Student Level

Fall Semester	Undergraduate	Graduate	Professional Practice	Doctorate	Total
2008	147,326	3,380	11,480	N/A	162,186
2009	148,893	3,252	11,381	N/A	163,526
2010	152,153	3,098	11,264	168	166,683
2011	152,885	2,859	11,009	312	167,065
2012	153,753	2,947	11,337	420	168,457

Full-Time Equated Student (FTE) By Student Level

Fall Semester	Undergraduate	Graduate	Professional Practice	Doctorate	Total
2008	9,822	282	692	N/A	10,796
2009	9,926	271	703	N/A	10,900
2010	10,144	258	672	21	11,095
2011	10,192	238	674	39	11,143
2012	10,250	246	709	53	11,258

Source: Office of Institutional Research and Testing

Full-Year Equated Student (FYES)

Academic Year	FYES	Academic Year	FYES
2002/03	9,841	2007/08	11,392
2003/04	10,340	2008/09	11,667
2004/05	10,548	2009/10	11,791
2005/06	11,063	2010/11	12,076
2006/07	11,098	2011/12	12,215

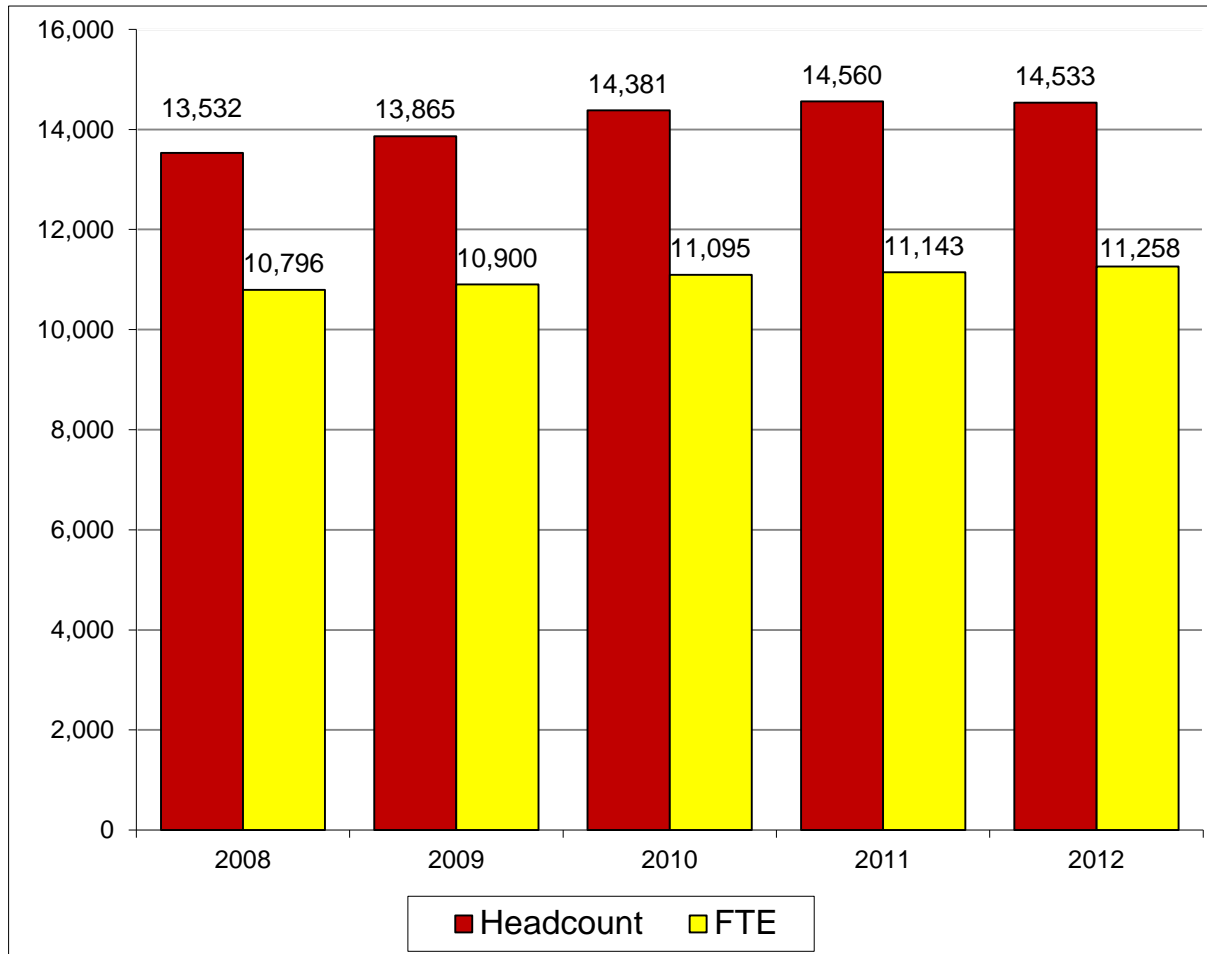
Source: State of Michigan HEIDI Database, Appendix A, Budget Office

COMPARATIVE FALL ENROLLMENT & STUDENT CREDIT HOUR (SCH) PRODUCTION BY SITE

Student Headcount				Student Credit Hours			
<i>Headcount based on where student enrolled</i>				<i>SCHs based on Course Credit Production</i>			
Student Site				Course Section			
<u>Code</u>	<u>Site</u>	<u>Fall 2011</u>	<u>Fall 2012</u>	<u>Code</u>	<u>Site</u>	<u>Fall 2011</u>	<u>Fall 2012</u>
AG	Grand Rapids	1,040	953	AG	Grand Rapids	7,281	6,727
EA	Auburn Hills	21	27	EA	Auburn Hills	192	186
EF	Flint	172	154	EF	Flint	1,054	883
EG	Garden City	33	32	EG	Garden City	304	252
EH	Howell	23	13	EH	Howell	45	84
EL	Lansing	211	216	EL	Lansing	1,179	1,065
EM	Midland/University Center	163	178	EM	Midland/University Center	800	980
EP	Port Huron	43	50	EP	Port Huron	308	367
ER	Warren	37	31	ER	Warren	201	96
EU	Utica/Clinton Township	53	36	EU	Utica/Clinton Township	364	364
EW	Wayne	N/A	18	EW	Wayne	N/A	103
K	Kendall	1,418	1,464	K	Kendall	14,533	14,920
M	Main Big Rapids	9,906	9,965	M	Main Big Rapids	125,346	126,879
MB	Big Rapids/CPTS	60	71	MB	Big Rapids/CPTS	12,039	13,230
MG	Greenville/Sidney	N/A	17	MG	Greenville/Sidney	N/A	48
MH	Harrison	11	0	MH	Harrison	88	0
MN	Newaygo	0	0	MN	Newaygo	69	0
MP	Mt. Pleasant	0	0	MP	Mt. Pleasant	18	0
NA	Alpena	9	9	NA	Alpena	0	0
NL	Ludington	1	0	NL	Ludington	0	0
NP	Petoskey	7	0	NP	Petoskey	104	0
NS	Scottville	44	27	NS	Scottville	217	45
NT	Traverse City	397	314	NT	Traverse City	2,206	1,680
OL	Online	793	830	OL	Online	0	0
OS	Study Away	0	0	OS	Study Away	119	63
WD	Dowagiac	71	86	WD	Dowagiac	494	288
WH	Holland	18	9	WH	Holland	0	0
WM	Muskegon	29	33	WM	Muskegon	104	197

Source: Office of Institutional Research and Testing

TOTAL FALL HEADCOUNT COMPARED TO FTE



<u>Fall Semester</u>	<u>Headcount</u>	<u>FTE</u>
2008	13,532	10,796
2009	13,865	10,900
2010	14,381	11,095
2011	14,560	11,143
2012	14,533	11,258

Source: Office of Institutional Research and Testing

COMPARATIVE FALL ENROLLMENT BY RACE/ETHNIC ORIGIN

	2011 TOTAL		2012 TOTAL		DIFFERENCE
AMERICAN INDIAN OR ALASKA NATIVE	104	1%	76	1%	-28
ASIAN	225	2%	247	2%	22
BLACK OR AFRICAN AMERICAN	909	6%	955	7%	46
HISPANIC OR LATINO	423	3%	452	3%	29
INTERNATIONAL	226	2%	322	2%	96
NATIVE HAWAIIAN OR PACIFIC ISLANDER	5	0%	7	0%	2
TWO OR MORE RACES	243	2%	327	2%	84
WHITE	11,518	79%	11,390	78%	-128
UNREPORTED	907	6%	757	5%	-150
TOTAL	14,560		14,533		-27

The following definitions are used in determining racial/ethnic designations.

American Indian or Alaska Native:

A person having origins in any of the original peoples of North and South America (including Central America), and who maintains cultural identification through tribal affiliation or community attachment.

Asian:

A person having origins in any of the original peoples of the Far East, Southeast Asia, or the Indian Subcontinent including, for example, Cambodia, China, India, Japan, Korea, Malaysia, Pakistan, the Philippine Islands, Thailand, and Vietnam.

Black or African American:

A person having origins in any of the black racial groups of Africa.

Hispanic or Latino:

A person of Cuban, Mexican, Puerto Rican, Central or South American, or other Spanish culture or origin, regardless of race.

International:

A person who is not a citizen of the United States, and who is in this country on a temporary basis and does not have a right to remain indefinitely.

Native Hawaiian or Pacific Islander:

A person having origins in any of the original peoples of Hawaii, Guam, Samoa, or other Pacific Island.

White:

A person having origins in any of the original peoples of Europe, the Middle East, or North Africa.

Source: Office of Institutional Research and Testing

ETHNIC DISTRIBUTION BY COLLEGE FALL 2012

<u>COLLEGE</u>	American Indian/ Native Alaskan	Asian	Black Or African American	Hispanic Or Latino	Int'l.	Native Hawaiian Or Pacific Islander	Two or More Races	White	Unreported	Total
<u>Allied Health</u>										
Female	16	41	90	51	7	0	40	1,912	60	2,217
Male	4	7	28	13	9	0	14	331	11	417
Total	20	48	118	64	16	0	54	2,243	71	2,634
<u>Arts & Sciences</u>										
Female	8	28	90	35	9	0	31	893	78	1,172
Male	4	17	43	16	20	2	19	612	37	770
Total	12	45	133	51	29	2	50	1,505	115	1,942
<u>Business</u>										
Female	11	14	69	38	17	0	22	894	24	1,089
Male	9	24	115	39	28	1	33	1,303	59	1,611
Total	20	38	184	77	45	1	55	2,197	83	2,700
<u>Education</u>										
Female	1	6	155	57	7	1	35	866	37	1,165
Male	5	5	98	34	7	0	18	862	44	1,073
Total	6	11	253	91	14	1	53	1,728	81	2,238
<u>Engineering Technology</u>										
Female	0	0	2	7	0	0	3	117	6	135
Male	5	24	57	47	73	1	23	1,500	50	1,780
Total	5	24	59	54	73	1	26		56	1,915
<u>Kendall</u>										
Female	3	27	23	37	22	2	26	728	134	1,002
Male	3	13	14	31	8	0	16	294	80	459
Total	6	40	37	68	30	2	42	1,022	214	1,461
<u>Optometry</u>										
Female	0	3	0	2	3	0	1	77	1	87
Male	0	2	0	2	4	0	2	49	1	60
Total	0	5	0	4	7	0	3	126	2	147
<u>Pharmacy</u>										
Female	1	14	5	7	10	0	2	221	41	301
Male	0	14	2	4	10	0	5	176	50	261
Total	1	28	7	11	20	0	7	397	91	562
<u>Professional & Technological</u>										
Female	1	1	8	3	0	0	2	52	9	76
Male	4	4	12	10	0	0	5	178	14	227
Total	5	5	20	13	0	0	7	230	23	303
<u>University College</u>										
Female	0	3	89	10	11	0	16	160	9	298
Male	1	0	55	9	77	0	14	165	12	333
Total	1	3	144	19	88	0	30	325	21	631
<u>University Totals</u>										
Total Female	41	137	531	247	86	3	178	5,920	399	7,542
Total Male	35	110	424	205	236	4	149	5,470	358	6,991
Total	76	247	955	452	322	7	327	11,390	757	14,533

Source: Office of Institutional Research and Testing

FALL ENROLLMENT BY PROGRAM

ALLIED HEALTH SCIENCES	2009/10			2010/11			2011/12			2012/13		
	On	Off	OL	On	Off	OL	On	Off	OL	On	Off	OL
CLINICAL LAB, RESPIRATORY CARE, & HEALTH ADMINISTRATION												
Coding/Reimbursement Specialist CERT	2	2		2	10		1	6		0	0	
Health Care Systems Administration BS	260	105		282	90		262	78		263	67	
Health Information Management BS	19	12		23	17		30	22		61	22	5
Health Information Technology AAS	48	57		62	63		40	55		37	44	
Medical Laboratory Technology AAS	6			7			2			4		
Medical Record Administration BS	0	2		0	0		0	0		0	0	
Medical Record Technology AAS	3	2		1	0		0	0		0	0	
Medical Technology BS	48			48			43			42		
Molecular Diagnostics BS							6			23		
Nuclear Medicine Technology AAS	20			0			0			0		
Nuclear Medicine Technology BS	49	43	20	77	48	25	77	47	24	76	37	10
Phlebotomy CERT	4			0			0			0		
Pre-Health Care Systems Administration BS	16			8			0			0		
Pre-Health Information Management BS	2			2			0			0		
Pre-Health Information Technology AAS	4			5			1			0		
Pre-Medical Laboratory Technology AAS	21			20			11			11		
Pre-Medical Record Administration BS	1			0			0			0		
Pre-Medical Record Technology AAS	1			0			0			0		
Pre-Medical Technology AAS	3			4			1			2		
Pre-Medical Technology BS	31			38			23			19		
Pre-Molecular Diagnostics BS				5			16			21		
Pre-Nuclear Medicine AAS	8			5			0			0		
Pre-Nuclear Medicine BS	45	2		40	1		34	2		25	1	
Pre-Respiratory Care AAS	30	10		34	10		17	0		19	0	
Respiratory Care AAS	36	131		34	96		39	46		37	13	
PROGRAM LOCATION TOTAL	657	366	20	697	335	25	603	256	24	640	184	15
DEPARTMENT TOTAL	1,043			1,057			883			839		
DENTAL HYGIENE & MEDICAL IMAGING												
Dental Hygiene AAS	91			69			74			70		
Dental Hygiene BS			48			70			55			45
Diagnostic Medical Sonography AAS	23			28			19			21		
Pre-Dental Hygiene AAS	145			160			157			139		
Pre-Diagnostic Medical Sonography AAS	76			70			98			96		
Pre-Radiography AAS	152			121			100			94		
Radiography AAS	68			60			62			60		
PROGRAM LOCATION TOTAL	555	0	48	508	0	70	510	0	55	480	0	45
DEPARTMENT TOTAL	603			578			565			525		

FALL ENROLLMENT BY PROGRAM

ALLIED HEALTH SCIENCES	2009/10			2010/11			2011/12			2012/13		
	On	Off	OL	On	Off	OL	On	Off	OL	On	Off	OL
SCHOOL OF NURSING												
Master of Science in Nursing MSN	64	0		0	0	70	2	0	85	1	0	97
Nursing AAS	1	0		0	0		0	0		0	0	
Nursing BS	10	130	223	5	98	346	0	57	415	0	52	418
Nursing (accelerated track) BS				17			20			26		
Nursing BSN	147			126			110			101		
Pre-Nursing AAS	5			1			1			0		
Pre-Nursing BS	304			304			374			366		
<i>PROGRAM LOCATION TOTAL</i>	531	130	223	453	98	416	507	57	500	494	52	515
<i>DEPARTMENT TOTAL</i>	884			967			1,064			1,061		
ALLIED HEALTH SCIENCES												
Allied Health Science AAS	32			48			66			69		
Allied Health Science BS				5			42		66	60		78
Undeclared Graduate		0			0		2	0		0	0	
Undeclared Undergraduate	1	3		0	0		0	28		0	0	2
<i>PROGRAM LOCATION TOTAL</i>	33	3	0	53	0	0	110	28	66	129	0	80
<i>DEPARTMENT TOTAL</i>	36			53			204			209		
<i>COLLEGE LOCATION TOTAL</i>	1,776	499	291	1,711	433	511	1,730	341	645	1,743	236	655
<i>COLLEGE TOTAL</i>	2,566			2,655			2,716			2,634		

Note: Methodology for determining program location changed as of Summer Semester 2009. See page 71 for more details.

Source: Office of Institutional Research & Testing

FALL ENROLLMENT BY PROGRAM

ARTS & SCIENCES	2009/10			2010/11			2011/12			2012/13		
	On	Off	OL	On	Off	OL	On	Off	OL	On	Off	OL
BIOLOGY												
Biochemistry BA	10			7			14			9		
Biology BA	8			7			2			3		
Biology BS	116			95			89			104		
Biology/Environmental Biology BS	28			23			24			18		
Biology/Forensic Biology BS	68			72			62			60		
Biology/Pre-Dentistry BS	32			32			35			27		
Biology/Pre-Medicine BS	86			80			80			68		
Biology/Pre-Optometry BS	93			114			110			122		
Biology/Pre-Veterinary Medicine BS	23			21			12			19		
Biotechnology BS	31			41			37			34		
Ornamental Horticulture Technology AAS	17			14			9			0		
Pre-Physical Therapy BS	46			46			42			41		
Pre-Science AS	88			109			123			102		
<i>PROGRAM LOCATION TOTAL</i>	646	0	0	661	0	0	639	0	0	607	0	0
<i>DEPARTMENT TOTAL</i>	646			661			639			607		
HUMANITIES												
Applied Speech Communication AA	5			4			2			3		
Applied Speech Communication BS	23			23			24			34		
Communication BA	7			13			12			14		
History BA	28	0		29	0		26	0		27	0	
<i>PROGRAM LOCATION TOTAL</i>	63	0	0	69	0	0	64	0	0	78	0	0
<i>DEPARTMENT TOTAL</i>	63			69			64			78		
LANGUAGES & LITERATURE												
English BA	20			25			35			25		
English Literature BA	3			2			0			0		
Journalism & Technical Communication BS	8			8			11			11		
Liberal Arts AA	22			18			28			14		
Pre-Arts AA	3			5			8			7		
Pre-Technical Communications AA	5			5			2			3		
Tech & Prof Comm/Multi Media Writing BS	0	1		0	0		0	0		0	0	
Tech & Prof Comm/Publication Mgmt BS	1			0			0			0		
Tech & Prof Comm/Sci. & Medical Writing BS	1			0			0			0		
Technical & Professional Communication BS	8			5	3		6	6		8	8	
<i>PROGRAM LOCATION TOTAL</i>	71	1	0	68	3	0	90	6	0	68	8	0
<i>DEPARTMENT TOTAL</i>	72			71			96			76		

ENROLLMENT

FALL ENROLLMENT BY PROGRAM

ARTS & SCIENCES	2009/10			2010/11			2011/12			2012/13		
	On	Off	OL	On	Off	OL	On	Off	OL	On	Off	OL
MATHEMATICS												
Applied Mathematics BS	16			14			18			14		
Applied Mathematics/Actuarial Science BS	13			20			19			25		
Applied Mathematics/Computer Science BS	7			6			7			5		
Applied Mathematics/Operation Research BS	1			1			1			1		
Applied Mathematics/Statistics BS							1			0		
Mathematics BA	3			7			5			7		
Pre-Engineering AS	5			7			5			4		
<i>PROGRAM LOCATION TOTAL</i>	45	0	0	55	0	0	56	0	0	56	0	0
<i>DEPARTMENT TOTAL</i>	45			55			56			56		

PHYSICAL SCIENCES												
Chemistry BA	28			37			32			33		
Industrial Chemistry Technology AAS	4			3			4			1		
Pre-Mortuary Science AS	11			8			6			5		
Pre-Optometry AS	2			1			0			0		
Pre-Pharmacy AS	449			429			449			435		
<i>PROGRAM LOCATION TOTAL</i>	494	0	0	478	0	0	491	0	0	474	0	0
<i>DEPARTMENT TOTAL</i>	494			478			491			474		

SOCIAL SCIENCES												
Political Science BS	24			28			27			21		
Pre-Law AA	10			11			5			12		
Pre-Psychology AA	14			19			27			32		
Pre-Public Administration AA	1			3			2			2		
Pre-Social Work AA	7			18			21			29		
Psychology BS	108	0		120	0		134	0		134	0	
Public Administration BS	16			4			1			0		
Social Work BSW	103	43		118	67		124	50		137	53	
Sociology BA	7			8			8			9		
<i>PROGRAM LOCATION TOTAL</i>	290	43	0	329	67	0	349	50	0	376	53	0
<i>DEPARTMENT TOTAL</i>	333			396			399			429		

ARTS & SCIENCES												
Fast Track	99			144	3		174	1		119	0	
Integrative Studies BIS	22			67	10		51	8	5	57	10	27
Math/Science Technology Center	0			0			9			4		
Undeclared		1			0			13			5	
<i>PROGRAM LOCATION TOTAL</i>	121	1	0	211	13	0	234	22	5	180	15	27
<i>DEPARTMENT TOTAL</i>	122			224			261			222		

<i>COLLEGE LOCATION TOTAL</i>	1,730	45	0	1,871	83	0	1,923	78	5	1,839	76	27
<i>COLLEGE TOTAL</i>	1,775			1,954			2,006			1,942		

Note: Methodology for determining program location changed as of Summer Semester 2009. See page 71 for more details.

Source: Office of Institutional Research & Testing

FALL ENROLLMENT BY PROGRAM

BUSINESS	2009/10			2010/11			2011/12			2012/13		
	On	Off	OL	On	Off	OL	On	Off	OL	On	Off	OL
ACCOUNTING, FINANCE, & INFORMATION SYSTEMS												
Accountancy AAS	26			22			22			22		
Accountancy BS	58	82		5	80		7	55		7	21	
Accountancy/Computer Info Systems BS	12			8			8			5		
Accountancy/Finance BS	36	1		22	0		34	0		38	0	
Accountancy/Professionally Directed BS				1			10			21		
Accountancy/Public Accounting BS	18			87			68	33		54	62	
Advanced Studies Project Mgmt CERT										1		
Computer Information Systems AAS	18			27			18			13		
Computer Information Systems BS	78	62		70	55		61	56		60	44	
Computer Information Technology BS				11	14		20	28		36	39	
Finance BS	26			25			29			28		
Finance/Corporate Accounting BS	12			16			7			4		
Finance/Investment BS	9			10			9			11		
Finance/Real Estate BS	2			1			0			1		
Homeland Security Digital/Forensics CERT	0			0	1		0	0		0	0	
Information Security & Intelligence BS		66		13	83		36	80		46	93	
Information Security & Intelligence MISI										11		
Information Security & Network Mgmt CERT	1			0			0			0		
Master of Information Systems Management	51	7		41	0		23	0		20	0	
Project Management CERT							1			1		
PROGRAM LOCATION TOTAL	347	218	0	359	233	0	353	252	0	379	259	0
DEPARTMENT TOTAL	565			592			605			638		

MANAGEMENT												
Advanced Study Mgt Tools CERT		0		1	0		1	0		2	0	
Advanced Study Design/Innovation CERT	0	2		3	0		5	0		3	0	
Business Admin w/ Professional Tracks BS	16	65		30	88		32	103		27	103	3
Business Administration BS	196	230		203	262		207	289		200	266	11
Business Administration w/ Legal Studies BS	29			25			28			30		
Business Administration/Aviation BS		7			4			5			7	
General Business AAS	46			47			35			63		
Human Resource Management BS	32			29			29	5		27	3	
Human Resource Management CERT	1	1		0	1		0	0		0	2	
International Business BS	1			0			0			0		
Legal Studies AAS	11			10			11			11		
Management BS	26			15			5			4		
Master of Business Administration	91	13	5	105	0	0	67	1	23	55	1	44
Operations & Supply Management BS	8			11			11			19		
Pre-Business AAS	89	2		99	0		101	0		73	0	
Small Business & Entrepreneurship BS	8			2			0			0		
Small Business Management CERT										1		
PROGRAM LOCATION TOTAL	554	320	5	580	355	0	532	403	23	515	382	58
DEPARTMENT TOTAL	879			935			958			955		

ENROLLMENT

FALL ENROLLMENT BY PROGRAM

BUSINESS	2009/10			2010/11			2011/12			2012/13		
	On	Off	OL	On	Off	OL	On	Off	OL	On	Off	OL
MARKETING												
Advertising BS	54			27			11			2		
Advertising CERT	2			0			0			0		
Advertising/Integrative Marketing Comm BS	10			41			51			47		
Business Data Analytics BS				1			2			0		
Direct Marketing CERT							1			0		
E-Commerce CERT												1
Graphic Communication AAS										9		
Graphic Design AAS	160			132			108			98		
Graphic Design BS	49			45			46			37		
Graphic Media Management BS										11		
Marketing BS	115			118			116			126		
Pre-Marketing										35		
Public Relations BS	44			39			44			48		
PROGRAM LOCATION TOTAL	434	0	0	403	0	0	379	0	0	413	0	1
DEPARTMENT TOTAL	434			403			379			414		
SPORTS, ENTERTAINMENT, & HOSPITALITY MANAGEMENT												
Dietary & Food Service Management AAS							4			10		
Culinary Mgmt CERT										1		
Hotel Management BS	10			11			6			7		
Hotel Mgmt/Restaurant & Food Ind. Mgmt BS	48			55			40	1		43	1	
Marketing/Professional Golf Mgmt BS							1			0		
Marketing/Professional Tennis BS				40			29			11		
Music Industry Management BS	174			200			201			203		
Pre-Music Industry Management AAS	26			29			28			12		
Pre-Professional Golf Management BS	12			15			17			14		
Pre-Professional Tennis Mgmt AAS	17			15			19			18		
Professional Golf Management BS	227			228			229			236		
Professional Tennis Management BS	34			2			17			33		
Resort Management BS	84			82			77			75		
Restaurant & Food Industry Mgmt AAS	26			22			14			28		
PROGRAM LOCATION TOTAL	658	0	0	699	0	0	682	1	0	691	1	0
DEPARTMENT TOTAL	658			699			683			692		
BUSINESS												
Integrative Studies BS	5			0			0			0		
Undeclared		9			11			9			1	
PROGRAM LOCATION TOTAL	5	9	0	0	11	0	0	9	0	0	1	0
DEPARTMENT TOTAL	14			11			9			1		
COLLEGE LOCATION TOTAL	1,998	547	5	2,041	599	0	1,946	665	23	1,998	643	59
COLLEGE TOTAL	2,550			2,640			2,634			2,700		

Note: Methodology for determining program location changed as of Summer Semester 2009. See page 71 for more details.

Source: Office of Institutional Research & Testing

FALL ENROLLMENT BY PROGRAM

EDUCATION & HUMAN SERVICES	2009/10			2010/11			2011/12			2012/13		
	On	Off	OL	On	Off	OL	On	Off	OL	On	Off	OL
LEISURE STUDIES & WELLNESS												
Recreation Leadership & Management BS	77			76			73			41		
<i>PROGRAM LOCATION TOTAL</i>	77	0	0	76	0	0	73	0	0	41	0	0
<i>DEPARTMENT TOTAL</i>	77			76			73			41		

SCHOOL OF CRIMINAL JUSTICE												
Criminal Justice BS	188	404		189	506		248	568		258	590	
Master of Criminal Justice Administration	25	31		32	39		28	42		35	27	
Pre-Criminal Justice AA	299			346			347			367		
<i>PROGRAM LOCATION TOTAL</i>	512	435	0	567	545	0	623	610	0	660	617	0
<i>DEPARTMENT TOTAL</i>	947			1,112			1,233			1,277		

SCHOOL OF EDUCATION												
Adv. Studies Total Quality Mgmt CERT	0			1			0			0		
Allied Health Education BS		1			0			0			0	
Biology Education BS	27	1		28	1		23	0		15	2	
Business Education BS	3	0		1	0		2	0		0	0	
Busn Mgmt Mktg Tech Teaching BS										4		
Career & Technical Education MS	33	38		35	36		28	28		25	21	
Certification CERT							12	35		13	20	
Certification Elementary Education CERT								1		1	6	
Certification Graduate CERT	0			1			0	1		4	0	
Chemistry Education BS	3	1		1	1		3	0		3	0	
Curriculum & Instruction M.Ed.	52	81		56	53		47	37		60	33	
Early Childhood Education AAS	15			18			18			23		
Early Childhood Education BS	29	26		39	41		38	52		42	50	
Educational Leadership MS										1		
Elementary Education BS	189	116		161	132		161	138		153	124	
English Education BS	43	6		31	7		24	4		23	1	
Geography Education BS							1			0		
History Education BS	59	2		41	0		41	1		33	2	
Marketing Education BS							1			0		
Mathematics Education BS	45	13		46	8		48	9		30	8	
Political Science Education BS	3			2			1			2		
Pre-Teaching Elementary AA	13			14			13			21		
Pre-Teaching Secondary AA	28			32			36			31		
Pro-Mo-TEd-Technical Education				3		22	0		21	0		11
Social Studies BS	16	3		30	5		30	4		36	4	
Social Studies/Elementary BS	1			1			0			0		
Teacher Certification CERT	12	24		19	33		0	0		0	0	
Technical Education BS	6	23	15	8	5	0	6	2	1	3	1	0
<i>PROGRAM LOCATION TOTAL</i>	577	335	15	568	322	22	533	312	22	523	272	11
<i>DEPARTMENT TOTAL</i>	927			912			867			806		

ENROLLMENT

FALL ENROLLMENT BY PROGRAM

EDUCATION & HUMAN SERVICES	2009/10			2010/11			2011/12			2012/13		
	On	Off	OL	On	Off	OL	On	Off	OL	On	Off	OL
TELEVISION PRODUCTION												
Television & Digital Media Production BS	98			97			89			92		
<i>PROGRAM LOCATION TOTAL</i>	98	0	0	97	0	0	89	0	0	92	0	0
<i>DEPARTMENT TOTAL</i>	98			97			89			92		
EDUCATION & HUMAN SERVICES												
Art Education CERT for BFA	10			4			4			3		
Undeclared Undergraduate		3			1			2			0	
Undeclared Graduate	15	8		23	7		20	6		12	7	
<i>PROGRAM LOCATION TOTAL</i>	25	11	0	27	8	0	24	8	0	15	7	0
<i>DEPARTMENT TOTAL</i>	36			35			32			22		
<i>COLLEGE LOCATION TOTAL</i>	1,289	781	15	1,335	875	22	1,342	930	22	1,331	896	11
<i>COLLEGE TOTAL</i>	2,085			2,232			2,294			2,238		

Note: Methodology for determining program location changed as of Summer Semester 2009. See page 71 for more details.

Source: Office of Institutional Research & Testing

FALL ENROLLMENT BY PROGRAM

ENGINEERING TECHNOLOGY	2009/10			2010/11			2011/12			2012/13		
	On	Off	OL	On	Off	OL	On	Off	OL	On	Off	OL
ARCHITECTURAL TECHNOLOGY & FACILITY MANAGEMENT												
Architectural Technology AAS	64			42			70			67		
Architecture & Sustainability BS							11			22		
Facilities Management BS	59			54			44			32		
Facilities Management CERT	1	0	10	1	0	15	0	0	11	0	0	7
Pre-Architectural Sustainability BS							2			3		
Pre-Architectural Technology AAS	4			9			4			6		
Pre-Facilities Management BS	3			5			6			6		
<i>PROGRAM LOCATION TOTAL</i>	131	0	10	111	0	15	137	0	11	136	0	7
<i>DEPARTMENT TOTAL</i>	141			126			148			143		

AUTOMOTIVE												
Automotive & Heavy Equipment Mgmt BS	4	14		1	8		0	2		0	0	
Automotive Engineering Technology BS	146			172			158			157		
Automotive Management BS	47	4		41	14		51	12		53	12	
Automotive Service Technology AAS	30			35			35			39		
Pre-Automotive Engineering Technology BS	5			6			7			9		
Pre-Automotive Management AAS							2			0		
Pre-Automotive Service Technology AAS	7			7			11			11		
<i>PROGRAM LOCATION TOTAL</i>	239	18	0	262	22	0	264	14	0	269	12	0
<i>DEPARTMENT TOTAL</i>	257			284			278			281		

CONSTRUCTION TECHNOLOGY & MANAGEMENT												
Advanced Construction Management CERT		1			1			1			1	
Building Construction Technology AAS	23	5		23	5		17	0		13	0	
Civil Engineering Technology AAS	17			21			21			9		
Construction Management BS	263	26		203	24		186	18		166	19	
Pre-Building Construction Technology AAS	4			4			6			6		
Pre-Civil Engineering Technology AAS	1			1			1			1		
Pre-Construction Management BS	7			7			3			5		
<i>PROGRAM LOCATION TOTAL</i>	315	32	0	259	30	0	234	19	0	200	20	0
<i>DEPARTMENT TOTAL</i>	347			289			253			220		

ELECTRONICS/CNS												
Computer Networks & Systems BS	66	1		68	0		61	0		45	0	
Electrical/Electronics Engineering Tech BS	35			29			28			29		
Industrial Electronics Technology AAS	42			42			42			35		
Pre-Computer Networks & Systems BS	5			3			5			5		
Pre-Electrical/Electronics Eng Tech BS							1			2		
Pre-Industrial Electronics Technology AAS	4			5			6			5		
<i>PROGRAM LOCATION TOTAL</i>	152	1	0	147	0	0	143	0	0	121	0	0
<i>DEPARTMENT TOTAL</i>	153			147			143			121		

ENERGY SYSTEMS												
Energy Systems Engineering BS				4			12			16		
Pre-Energy Systems Engineering BS							1			5		
<i>PROGRAM LOCATION TOTAL</i>	0	0	0	4	0	0	13	0	0	21	0	0
<i>DEPARTMENT TOTAL</i>	0			4			13			21		

ENROLLMENT

FALL ENROLLMENT BY PROGRAM

ENGINEERING TECHNOLOGY	2009/10			2010/11			2011/12			2012/13		
	On	Off	OL	On	Off	OL	On	Off	OL	On	Off	OL
HEAVY EQUIPMENT												
Heavy Equipment Service Engineering BS	40			35			29			34		
Pre-Heavy Equipment Service Eng. Tech BS										1		
Heavy Equipment Technology AAS	65			66			85			74		
Pre-Heavy Equipment Technology AAS	1			2			4			2		
<i>PROGRAM LOCATION TOTAL</i>	106	0	0	103	0	0	118	0	0	111	0	0
<i>DEPARTMENT TOTAL</i>	106			103			118			111		

HVACR												
HVACR Engineering Technology BS	92	55		80	0	73	73	0	83	74	0	69
HVACR Technology AAS	59			65			60			65		
Pre-HVACR Engineering Technology BS	4			5			3			5		
Pre-HVACR Technology AAS	9			8			13			7		
<i>PROGRAM LOCATION TOTAL</i>	164	55	0	158	0	73	149	0	83	151	0	69
<i>DEPARTMENT TOTAL</i>	219			231			232			220		

MANUFACTURING ENGINEERING TECHNOLOGY												
Manufacturing Engineering Technology BS	37	44		29	43		32	37		26	45	
Manufacturing Technology AAS							4			4		
Manufacturing Tooling Technology AAS	27			26			19			30		
Pre-Manufacturing Engineering BS	6			3			1			2		
Pre-Manufacturing Tooling Technology AAS	1			2			2			0		
Quality Engineering Technology BS		15			10			20			16	
Quality Technology BS		1			0			0			0	
Quality Technology CERT		0			0			1			0	
<i>PROGRAM LOCATION TOTAL</i>	71	60	0	60	53	0	58	58	0	62	61	0
<i>DEPARTMENT TOTAL</i>	131			113			116			123		

MECHANICAL DESIGN												
CAD Drafting & Tool Design Technology AAS	42			41			44			41		
Mechanical Engineering Technology AAS	70			65			76			101		
Mechanical Engineering Technology BS	43			46			28			41		
Pre-CAD Drafting & Tool Design AAS	0			0			3			4		
Pre-Mechanical Engineering Technology AAS	6			6			11			10		
Pre-Mechanical Engineering Technology BS	2			4			4			7		
Pre-Product Design Engineering BS	7			3			4			4		
Product Design Engineering Technology BS	32	15		32	20		37	21		32	16	
<i>PROGRAM LOCATION TOTAL</i>	202	15	0	197	20	0	207	21	0	240	16	0
<i>DEPARTMENT TOTAL</i>	217			217			228			256		

FALL ENROLLMENT BY PROGRAM

ENGINEERING TECHNOLOGY	2009/10			2010/11			2011/12			2012/13		
	On	Off	OL	On	Off	OL	On	Off	OL	On	Off	OL
PLASTICS & RUBBER												
Plastics Engineering Technology BS	37			43			47			33		
Plastics Technology AAS	55			49			52			70		
Pre-Plastics Engineering Technology BS	7			7			4			5		
Pre-Plastics Engineering Technology AAS	5			3			2			1		
Pre-Rubber Engineering Technology BS	2			3			2			2		
Pre-Rubber Technology AAS	2			2			1			1		
Rubber Engineering Technology BS	3			6			4			4		
Rubber Technology AAS	13			5			6			2		
<i>PROGRAM LOCATION TOTAL</i>	124	0	0	118	0	0	118	0	0	118	0	0
<i>DEPARTMENT TOTAL</i>	124			118			118			118		
PRINTING & IMAGING TECHNOLOGY MANAGEMENT												
New Media Printing & Publishing BS	16			13			15			7		
Pre-Printing & Digital Graphic AAS							2			0		
Printing & Digital Graphic Imaging Tech AAS	32			26			27			14		
Printing Management BS	16			15			18			10		
<i>PROGRAM LOCATION TOTAL</i>	64	0	0	54	0	0	62	0	0	31	0	0
<i>DEPARTMENT TOTAL</i>	64			54			62			31		
SURVEYING												
Geographic Information CERT									4	1		2
Pre-Surveying Engineering BS							2			1		
Pre-Surveying Technology AAS	4			2			1			0		
Surveying Engineering BS	68			57			42			38		
Surveying Technology AAS	26			17			15			14		
<i>PROGRAM LOCATION TOTAL</i>	98	0	0	76	0	0	60	0	4	54	0	2
<i>DEPARTMENT TOTAL</i>	98			76			64			56		
WELDING ENGINEERING TECHNOLOGY												
Pre-Welding Engineering Technology BS	2			1			3			4		
Pre-Welding Technology AAS	1			7			14			25		
Welding Engineering Technology BS	71			71			61			88		
Welding Technology AAS	94			116			108			97		
<i>PROGRAM LOCATION TOTAL</i>	168	0	0	195	0	0	186	0	0	214	0	0
<i>DEPARTMENT TOTAL</i>	168			195			186			214		
ENGINEERING TECHNOLOGY												
Undeclared Undergraduate		3	1		0	1		0	0		0	0
<i>PROGRAM LOCATION TOTAL</i>	0	3	1	0	0	1	0	0	0	0	0	0
<i>DEPARTMENT TOTAL</i>	4			1			0			0		
<i>COLLEGE LOCATION TOTAL</i>	1,834	184	11	1,744	125	89	1,749	112	98	1,728	109	78
<i>COLLEGE TOTAL</i>	2,029			1,958			1,959			1,915		

Note: Methodology for determining program location changed as of Summer Semester 2009. See page 71 for more details.

Source: Office of Institutional Research & Testing

ENROLLMENT

FALL ENROLLMENT BY PROGRAM

KENDALL	2009/10			2010/11			2011/12			2012/13		
	Ken	Off	OL	Ken	Off	OL	Ken	Off	OL	Ken	Off	OL
DESIGN STUDIES												
Collaborative Design BFA										7		
Digital Media 2D Animation BFA	24			4			1			0		
Digital Media 3D Animation BFA	24			4			0			0		
Digital Media BFA	4			94			108			116		
Digital Media Digital Illustration BFA	57			27			9			3		
Digital Media Interactive Design BFA	15			2			2			1		
Digital Media Motion Graphics BFA	12			2			0			0		
Furniture Design BFA	35			34			34			32		
Graphic Design BFA	224			239			237			233		
Illustration BFA	170			206			210			223		
Illustration-Digital Media BFA	1			0			0			0		
Industrial Design BFA	80			75			80			69		
Interior Design AFA	1			0			0			0		
Interior Design BFA	180			163			135			122		
Medical Illustration BFA										19		
Metals/Jewelry Design BFA	22			16			10			14		
PROGRAM LOCATION TOTAL	849	0	0	866	0	0	826	0	0	839	0	0
DEPARTMENT TOTAL	849			866			826			839		
FINE ARTS/FOUNDATION												
Art Education BFA	71			70			61			61		
Art Education CERT	2			0			0			0		
Drawing BFA	19			40			45			52		
Fashion Studies BFA				1			10			22		
Fine Arts Drawing BFA	9			0			0			0		
Fine Arts Drawing MFA	10			9			10			6		
Fine Arts Painting BFA	10			5			2			0		
Fine Arts Painting MFA	21			19			21			23		
Fine Arts Photography BFA	3			1			0			0		
Fine Arts Photography MFA	4			6			9			8		
Fine Arts Printmaking BFA	12			15			5			2		
Fine Arts Printmaking MFA	3			2			3			3		
Fine Arts Sculpture BFA	1			1			0			0		
Fine Arts Undecided BFA	7			0			0			0		
Fine Arts Woodwork BFA	1			0			0			0		
Painting BFA	46			48			35			30		
Photography BFA	88			94			97			88		
Sculpture/Functional Art BFA	27			22			24			22		
PROGRAM LOCATION TOTAL	334	0	0	333	0	0	322	0	0	317	0	0
DEPARTMENT TOTAL	334			333			322			317		

FALL ENROLLMENT BY PROGRAM

KENDALL

2009/10			2010/11			2011/12			2012/13		
Ken	Off	OL	Ken	Off	OL	Ken	Off	OL	Ken	Off	OL

LIBERAL ARTS & SCIENCES												
Art History BS	19			19			19			19		
Master of Art Education	15			8			6			3		
<i>PROGRAM LOCATION TOTAL</i>	34	0	0	27	0	0	25	0	0	22	0	0
<i>DEPARTMENT TOTAL</i>	34			27			25			22		

KENDALL												
Fast Track	130			177			204			257		
Non-Degree Special Program	10			3			10			10		
Undecided BFA	28			13			27			16		
<i>PROGRAM LOCATION TOTAL</i>	168	0	0	193	0	0	241	0	0	283	0	0
<i>DEPARTMENT TOTAL</i>	168			193			241			283		

<i>COLLEGE LOCATION TOTAL</i>	1,385	0	0	1,419	0	0	1,414	0	0	1,461	0	0
<i>COLLEGE TOTAL</i>	1,385			1,419			1,414			1,461		

Note: Methodology for determining program location changed as of Summer Semester 2009. See page 71 for more details.

Source: Office of Institutional Research & Testing

ENROLLMENT

FALL ENROLLMENT BY PROGRAM

OPTOMETRY	2009/10			2010/11			2011/12			2012/13		
	On	Off	OL	On	Off	OL	On	Off	OL	On	Off	OL
OPTOMETRY												
Optometry OD	146			143			145			147		
<i>PROGRAM LOCATION TOTAL</i>	146	0	0	143	0	0	145	0	0	147	0	0
<i>DEPARTMENT TOTAL</i>	146			143			145			147		
<i>COLLEGE LOCATION TOTAL</i>	146	0	0	143	0	0	145	0	0	147	0	0
<i>COLLEGE TOTAL</i>	146			143			145			147		

FALL ENROLLMENT BY PROGRAM

PHARMACY	2009/10			2010/11			2011/12			2012/13		
	On	Off	OL	On	Off	OL	On	Off	OL	On	Off	OL
PHARMACY												
Pharmacy PD	557			529			529			562		
<i>PROGRAM LOCATION TOTAL</i>	557	0	0	529	0	0	529	0	0	562	0	0
<i>DEPARTMENT TOTAL</i>	557			529			529			562		
<i>COLLEGE LOCATION TOTAL</i>	557	0	0	529	0	0	529	0	0	562	0	0
<i>COLLEGE TOTAL</i>	557			529			529			562		

FALL ENROLLMENT BY PROGRAM

PROFESSIONAL & TECHNOLOGICAL STUDIES	2009/10			2010/11			2011/12			2012/13		
	On	Off	OL	On	Off	OL	On	Off	OL	On	Off	OL
COLLEGE OF PROFESSIONAL & TECHNOLOGICAL STUDIES												
Digital Animation & Game Design BAS		134		28	169		41	173		60	171	
Community College Leadership EDD												
Digital Media Software Engineering BAS		11			16			15			19	
Fast Track		4			32			0			0	
Industrial Technology & Mgmt BAS		74			77			68			53	
Undeclared		2			0			0			0	
<i>PROGRAM LOCATION TOTAL</i>	0	225	0	28	294	0	41	256	0	60	243	0
<i>DEPARTMENT TOTAL</i>	225			322			297			303		
<i>COLLEGE LOCATION TOTAL</i>	0	225	0	28	294	0	41	256	0	60	243	0
<i>COLLEGE TOTAL</i>	225			322			297			303		

Note: Methodology for determining program location changed as of Summer Semester 2009. See page 71 for more details.

Source: Office of Institutional Research & Testing

FALL ENROLLMENT BY PROGRAM

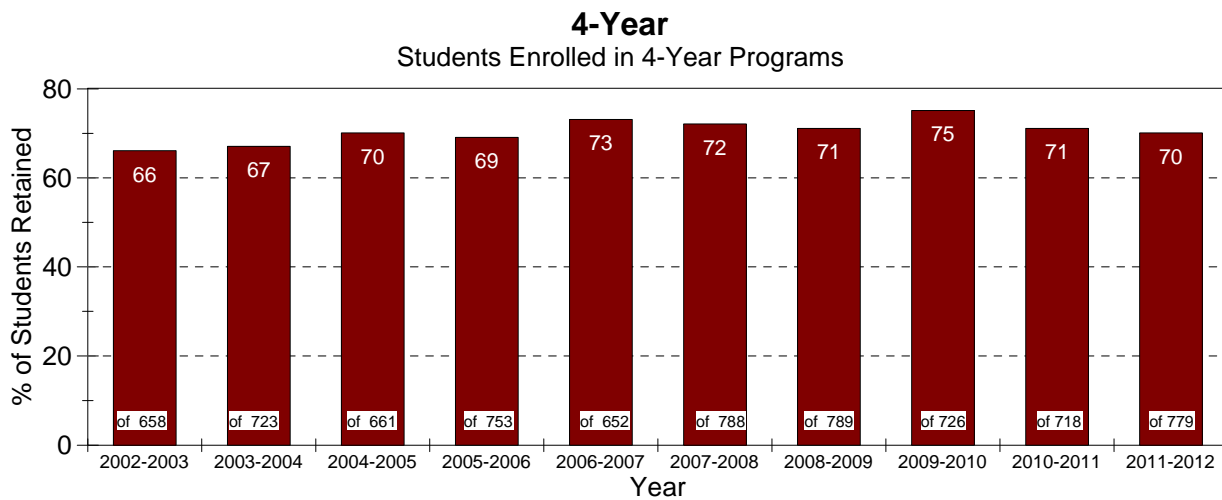
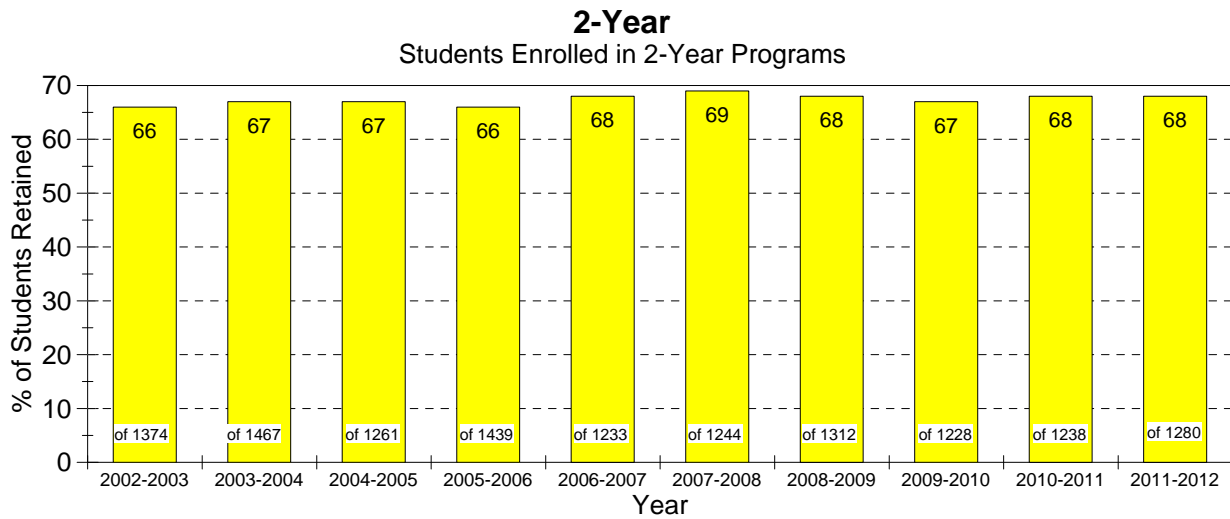
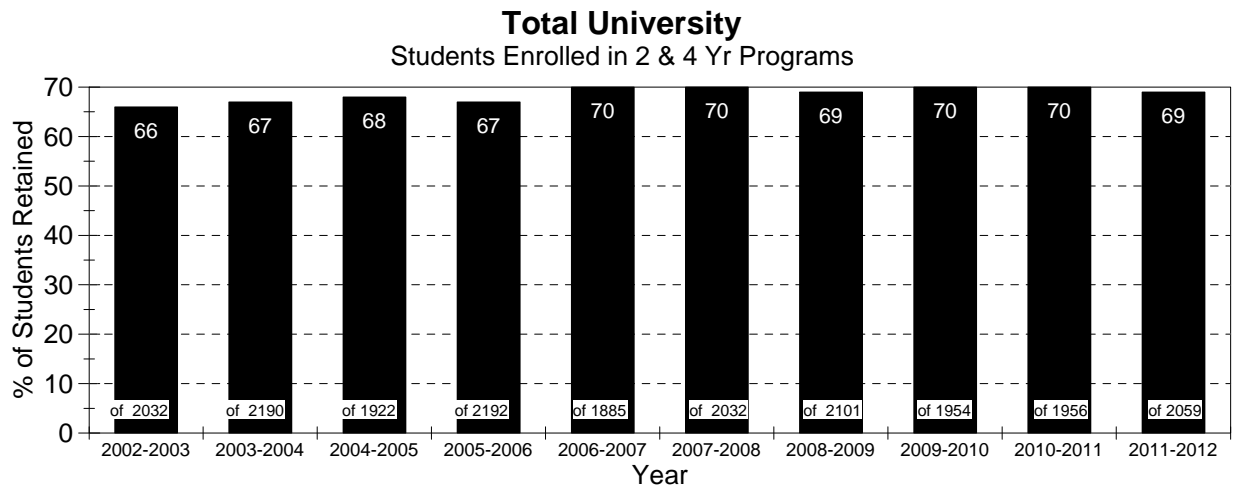
UNIVERSITY COLLEGE	2009/10			2010/11			2011/12			2012/13		
	On	Off	OL	On	Off	OL	On	Off	OL	On	Off	OL
DEVELOPMENTAL PROGRAM & CURRICULUM												
Career Exploration AA	65			63			92			111		
Directed Studies AA	48			41			54			47		
General Studies AA	281			297			281			311		
Intensive English Language Program	0			8			46			85		
University College Program AA	83			68			35			36		
<i>PROGRAM LOCATION TOTAL</i>	477	0	0	477	0	0	508	0	0	590	0	0
<i>DEPARTMENT TOTAL</i>	477			477			508			590		
UNIVERSITY COLLEGE												
Non-Degree Undergraduate	58	12		52	0		57	0		41	0	
<i>PROGRAM LOCATION TOTAL</i>	58	12	0	52	0	0	57	0	0	41	0	0
<i>DEPARTMENT TOTAL</i>	70			52			57			41		
<i>COLLEGE LOCATION TOTAL</i>	535	12	0	529	0	0	565	0	0	631	0	0
<i>COLLEGE TOTAL</i>	547			529			565			631		

Note: Methodology for determining program location changed as of Summer Semester 2009. See page 71 for more details.

Source: Office of Institutional Research & Testing

NOTE: As of Summer Semester 2009 programs are not only coded as On & Off Campus, but also as On-Line. Additionally, students with a site code of "MB" are now included in the On Campus Programs, they had previously been counted with the Off Campus Programs

FALL TO FALL FIRST-YEAR RETENTION RATES (Full-Time FTIACS)



Source: Office of Institutional Research and Testing

GRADUATION RATES
Percent of Full-Time FTIAC (First Time in Any College) Students
Graduating Within 2 to 6 Years

All Two and Four Year Degree Programs

Entering <u>Term</u>	# of <u>FTIAC's</u>	<u>2 Yr</u> <u>Grad Rate %</u>	<u>3 Yr</u> <u>Grad Rate %</u>	<u>4 Yr</u> <u>Grad Rate %</u>	<u>5 Yr</u> <u>Grad Rate %</u>	<u>6 Yr</u> <u>Grad Rate %</u>
2001	2124	8	17	29	40	45
2002	2030	8	16	30	41	46
2003	2190	8	18	31	44	49
2004	1917	9	19	34	46	51
2005	2188	6	14	28	42	48
2006	1895	7	15	32	46	52
2007	2032	7	15	29	43	
2008	2101	6	13	29		
2009	1954	6	11			
2010	1956	6				

Two Year Degree Programs

Entering <u>Term</u>	# of <u>FTIAC's</u>	<u>2 Yr</u> <u>Grad Rate %</u>	<u>3 Yr</u> <u>Grad Rate %</u>	<u>4 Yr</u> <u>Grad Rate %</u>	<u>5 Yr</u> <u>Grad Rate %</u>	<u>6 Yr</u> <u>Grad Rate %</u>
2001	1324	12	24	34	42	47
2002	1373	12	22	32	40	46
2003	1467	11	24	34	44	49
2004	1260	13	25	38	45	51
2005	1437	9	19	32	43	49
2006	1239	9	19	33	43	50
2007	1244	10	20	30	40	
2008	1312	9	18	30		
2009	1228	8	15			
2010	1238	9				

Four Year Degree Programs

Entering <u>Term</u>	# of <u>FTIAC's</u>	<u>2 Yr</u> <u>Grad Rate %</u>	<u>3 Yr</u> <u>Grad Rate %</u>	<u>4 Yr</u> <u>Grad Rate %</u>	<u>5 Yr</u> <u>Grad Rate %</u>	<u>6 Yr</u> <u>Grad Rate %</u>
2001	800	1	5	21	36	41
2002	657	0	3	25	42	46
2003	723	1	6	23	44	49
2004	657	2	7	25	46	52
2005	751	2	6	22	41	47
2006	656	2	7	30	52	56
2007	788	1	6	27	47	
2008	789	1	5	25		
2009	726	1	4			
2010	718	1				

Source: Office of Institutional Research & Testing

**PERCENT OF FULL-TIME FTIAC FALL TO FALL RETENTION
FALL 2002 - 03 to FALL 2011 - 12**

	Fall 02-03	Fall 03-04	Fall 04-05	Fall 05-06	Fall 06-07	Fall 07-08	Fall 08-09	Fall 09-10	Fall 10-11	Fall 11-12
FULL-TIME BACHELOR STUDENTS	66%	67%	70%	69%	73%	72%	71%	75%	71%	70%
FULL-TIME ASSOCIATE STUDENTS	66%	67%	67%	66%	68%	69%	68%	67%	68%	68%
TOTAL STUDENTS	66%	67%	68%	67%	70%	70%	69%	70%	70%	69%

**FALL TO SPRING/FALL TO FALL RETENTION
FALL 2007 - 2011 COHORTS**

All Degree Seeking FTIACS by College

College	Fall 2007 FTIACS			Fall 2008 FTIACS			Fall 2009 FTIACS			Fall 2010 FTIACS			Fall 2011 FTIACS		
	FTIACS	% Ret	% Ret	FTIACS	% Ret	% Ret	FTIACS	% Ret	% Ret	FTIACS	% Ret	% Ret	FTIACS	% Ret	% Ret
ALLIED HEALTH SCIENCES	226	88%	74%	269	89%	75%	255	92%	72%	248	91%	70%	273	89%	69%
ARTS & SCIENCES	462	90%	73%	437	93%	71%	423	91%	76%	474	93%	74%	534	91%	70%
BUSINESS	352	85%	60%	382	87%	60%	331	88%	66%	313	88%	66%	328	88%	68%
PROFESSIONAL & TECH.	18	89%	83%	25	84%	68%	14	86%	71%	35	94%	66%	21	86%	57%
ED. & HUMAN SVCS	194	88%	70%	204	89%	64%	220	85%	63%	215	90%	67%	205	87%	67%
KENDALL COLLEGE	165	87%	78%	177	92%	74%	186	87%	75%	157	89%	73%	156	92%	76%
ENG. TECHNOLOGY	330	94%	79%	308	92%	79%	246	88%	82%	265	93%	81%	297	91%	77%
UNIVERSITY COLLEGE	322	74%	55%	337	75%	54%	328	74%	52%	307	79%	51%	297	76%	52%
FSU Total	2,069	87%	70%	2,139	88%	68%	2,003	87%	69%	2,014	89%	69%	2,111	88%	68%

Source: Office of Institutional Research & Testing

AVERAGE HIGH SCHOOL GPA & ACT SCORES

FTIAC Students (First Time In Any College) 2005 to 2012

	<u>2005</u>	<u>2006</u>	<u>2007</u>	<u>2008</u>	<u>2009</u>	<u>2010</u>	<u>2011</u>	<u>2012</u>
<u>High School G.P.A.</u>	3.13	3.18	3.17	3.17	3.21	3.19	3.20	3.22
ACT								
Composite:	20.9	21.3	21.4	21.3	21.1	21.4	21.9	21.7
English:	19.8	20.2	20.4	20.5	20.5	20.6	21.3	21.2
Math:	20.7	21.3	21.3	21.2	20.9	21.3	21.7	21.5
Reading:	21.1	21.6	21.9	21.8	21.6	21.8	22.3	22.1
Science Reasoning:	21.5	22.1	22.2	22.2	21.8	22.1	22.5	22.4

Average # of Credits Taken by Full-Time (12+ credits) Students By Class Level Summer 2009 thru Fall 2012

	Summer <u>2009</u>	Fall <u>2009</u>	Spring <u>2010</u>	Summer <u>2010</u>	Fall <u>2010</u>	Spring <u>2011</u>	Summer <u>2011</u>	Fall <u>2011</u>	Spring <u>2012</u>	Summer <u>2012</u>	Fall <u>2012</u>
Freshman	12.91	14.05	13.92	12.83	13.96	13.88	12.24	13.96	13.90	12.94	14.07
Sophomore	13.11	13.99	13.89	12.78	13.88	13.75	12.51	13.91	13.85	12.41	13.95
Junior	13.33	14.04	13.84	13.28	13.90	13.86	13.05	13.87	13.83	13.18	13.91
Senior	14.14	14.06	13.94	13.71	14.00	13.82	13.70	13.95	13.95	13.82	14.04
Graduate	12.00	12.81	12.36	-	12.05	12.21	12.75	12.31	12.27	15.00	12.30
1st Professional	15.44	16.48	16.87	15.56	16.99	16.83	15.66	16.69	16.72	14.25	16.49
Total Avg	14.26	14.20	14.11	13.97	14.13	14.03	13.77	14.10	14.08	13.64	14.16
Undergrad Avg	13.76	14.04	13.90	13.55	13.94	13.83	13.43	13.93	13.89	13.52	14.00

Source: Office of Institutional Research & Testing

ENROLLMENT

STUDENT CREDIT HOURS BY COLLEGE

College	Fall 2008	Fall 2009*	Fall 2010	Fall 2011	Fall 2012
Allied Health Sciences	14,617	15,986	16,812	16,346	16,055
On-Campus	9,365	9,989	9,607	9,165	9,511
Off-Campus	5,252	1,740	2,352	1,596	1,052
Internet	N/A	4,257	4,853	5,585	5,492
Arts & Sciences	61,554	60,797	61,801	63,213	62,640
On-Campus	58,988	57,638	57,162	58,187	57,553
Off-Campus	2,566	1,066	1,416	1,483	1,093
Internet	N/A	2,093	3,223	3,543	3,994
Business	24,555	25,144	25,140	24,551	25,098
On-Campus	20,898	21,288	20,529	19,748	20,069
Off-Campus	3,657	1,932	2,136	2,454	2,097
Internet	N/A	1,924	2,475	2,349	2,932
Education & Human Services	12,669	13,033	14,006	14,328	14,561
On-Campus	7,699	7,223	7,628	7,477	8,133
Off-Campus	4,970	4,779	5,970	6,499	6,143
Internet	N/A	1,031	408	352	285
Engineering Technology	18,192	17,293	16,778	16,764	16,607
On-Campus	17,066	16,206	15,634	15,623	15,569
Off-Campus	1,126	754	833	610	730
Internet	N/A	333	311	531	308
Kendall College Of Art & Design	14,619	14,986	14,959	14,533	14,920
Kendall	14,619	14,986	14,959	14,533	14,920
Michigan College Of Optometry	2,625	2,605	2,588	2,612	2,638
On-Campus	2,590	2,567	2,555	2,575	2,605
Off-Campus	35	0	0	0	0
Internet	N/A	38	33	37	33
Pharmacy	7,994	8,500	8,676	8,393	8,708
On-Campus	7,994	8,500	8,674	8,393	8,708
Internet	N/A	N/A	2		0
Professional & Technological Studies	1,536	1,363	1,971	2,467	3,358
On-Campus	N/A	N/A	124	489	1,108
Off-Campus	1,536	1,363	1,847	1,978	2,250
University College	3,825	3,819	3,952	3,858	3,872
On-Campus	3,733	3,754	3,952	3,723	3,697
Off-Campus	92	65	0	0	0
Internet	N/A	N/A	N/A	135	175
University Total	162,186	163,526	166,683	167,065	168,457
On-Campus	142,952	127,165	125,865	125,380	126,953
Off-Campus	19,234	11,699	14,554	14,620	13,365
Internet	N/A	9,676	11,305	12,532	13,219
Kendall	N/A	14,986	14,959	14,533	14,920

* Beginning Summer 2009 SCH's are also identified as Internet.

Note: SCH based on course section

Source: Office of Institutional Research and Testing

TRANSFER IN STUDENTS
STUDENTS WHO TRANSFERRED TO FERRIS STATE UNIVERSITY
FROM MICHIGAN COMMUNITY COLLEGES & PUBLIC UNIVERSITIES
Summer 2011, Fall 2011, Spring 2012

COMMUNITY COLLEGES

Alpena Community College	31
Bay De Noc Community College	15
Delta College	151
Glen Oaks Community College	6
Gogebic Community College	3
Grand Rapids Community College	416
Henry Ford Community College	11
Jackson Community College	22
Kalamazoo Valley Community College	38
Kellogg Community College	26
Kirtland Community College	13
Lake Michigan College	27
Lansing Community College	153
Macomb Community College	62
Mid-Michigan Community College	57
Monroe County Community College	4
Montcalm Community College	48
Mott Community College	77
Muskegon Community College	93
North Central Michigan College	26
Northwestern Michigan College	157
Oakland Community College	47
Schoolcraft College	41
Southwestern Michigan College	47
St. Clair County Community College	49
Washtenaw Community College	21
Wayne County Community College	8
West Shore Community College	46

UNIVERSITIES

Central Michigan University	85
Eastern Michigan University	14
Grand Valley State University	105
Lake Superior State University	13
Michigan State University	50
Michigan Technological University	16
Northern Michigan University	21
Oakland University	23
Saginaw Valley State University	22
University of Michigan - Ann Arbor	18
University of Michigan - Dearborn	2
University of Michigan - Flint	13
Wayne State University	12
Western Michigan University	49

TRANSFERS FROM COMMUNITY COLLEGES 1695

TRANSFERS FROM UNIVERSITIES 443

TOTAL TRANSFERS TO FERRIS STATE 2138

Source: National Student Clearinghouse

ENROLLMENT

TRANSFER OUT STUDENTS
STUDENTS WHO TRANSFERRED FROM FERRIS STATE UNIVERSITY
TO OTHER COLLEGES & UNIVERSITIES PARTICIPATING IN THE NSC DATA SYSTEM
Summer 2011, Fall 2011, Spring 2012

ALMA COLLEGE	3	MICHIGAN TECHNOLOGICAL UNIVERS	18
ALPENA COMMUNITY COLLEGE	6	MID MICHIGAN COMMUNITY COLLEGE	30
AQUINAS COLLEGE	9	MONROE COUNTY COMMUNITY COLLEG	3
BAKER COLLEGE - FLINT	73	MONTCALM COMMUNITY COLLEGE	17
BAY DE NOC COMMUNITY COLLEGE	3	MOTT COMMUNITY COLLEGE	43
BETHEL COLLEGE	3	MUSKEGON COMMUNITY COLLEGE	33
CENTRAL MICHIGAN UNIVERSITY	64	NORTH CENTRAL MICHIGAN COLLEGE	5
CHICAGO STATE UNIVERSITY	4	NORTHERN MICHIGAN UNIVERSITY	12
CLEVELAND STATE UNIVERSITY	0	NORTHWESTERN MICHIGAN COLLEGE	94
COLLEGE FOR CREATIVE STUDIES	14	NORTHWOOD UNIVERSITY	4
COLLEGE OF DUPAGE	4	OAKLAND COMMUNITY COLLEGE	36
COLUMBIA COLLEGE CHICAGO	3	OAKLAND UNIVERSITY	9
CORNERSTONE UNIVERSITY NON TRA	4	OLIVET COLLEGE	4
DAVENPORT UNIVERSITY	24	OLIVET NAZARENE UNIVERSITY UG	3
DELTA COLLEGE	42	SAGINAW VALLEY STATE UNIVERSIT	11
DEVRY UNIVERSITY - DUPAGE	0	SCHOOL OF THE ART INSTITUTE OF	4
EASTERN MICHIGAN UNIVERSITY	25	SCHOOLCRAFT COLLEGE	18
EVEREST INSTITUTE - GRAND RAPI	0	SIENA HEIGHTS UNIV-UNDERGRADS	3
GRAND RAPIDS COMMUNITY COLLEGE	163	SOUTHWESTERN MICHIGAN COLLEGE	7
GRAND VALLEY STATE UNIVERSITY	66	SPRING ARBOR UNIV ADULT STUDY	0
HENRY FORD COMMUNITY COLLEGE	18	SPRING ARBOR UNIVERSITY	0
HOPE COLLEGE	0	ST CLAIR COUNTY COMMUNITY COLL	12
INDIANA UNIVERSITY BLOOMINGTON	3	UNIVERSITY OF DETROIT MERCY	0
JACKSON COMMUNITY COLLEGE	13	UNIVERSITY OF MICHIGAN, FLINT	9
KALAMAZOO VALLEY COMMUNITY COLLEG	30	UNIVERSITY OF MICHIGAN-CENTRAL	18
KELLOGG COMMUNITY COLLEGE	13	UNIVERSITY OF PHOENIX	5
KIRTLAND COMMUNITY COLLEGE	5	WALDEN UNIVERSITY	5
LAKE MICHIGAN COLLEGE	16	WASHTENAW COMMUNITY COLLEGE	24
LAKE SUPERIOR STATE UNIVERSITY	5	WAYNE COUNTY COMMUNITY COLLEGE	15
LANSING COMMUNITY COLLEGE	47	WAYNE STATE UNIVERSITY	18
MACOMB COMMUNITY COLLEGE	56	WEST SHORE COMMUNITY COLLEGE	17
MICHIGAN STATE UNIVERSITY	47	WESTERN MICHIGAN UNIVERSITY	35
TOTAL TRANSFERS TO INSTITUTIONS (THREE OR MORE TRANSFERS ENROLLED) - LISTED ABOVE			1275
TOTAL TRANSFERS TO INSTITUTIONS (LESS THAN THREE TRANSFERS ENROLLED) - NOT LISTED ABOVE			155
TOTAL TRANSFERS FROM FERRIS STATE			1430

Source: National Student Clearinghouse

ENROLLMENT SUMMARY OF STUDENTS BY AGE FALL 2012

Full-Time Students

Age	<u>Undergraduate</u>		<u>Graduate</u>		<u>First Professional</u>	
	Men	Women	Men	Women	Men	Women
Under 18	9	25	0	0	0	0
18-19	1,529	1,740	0	0	0	0
20-21	1,544	1,400	0	0	52	94
22-24	1,289	951	12	18	157	189
25-29	397	287	12	15	71	61
30-34	139	116	8	8	13	12
35-39	61	75	4	3	3	3
40-49	65	104	5	10	3	3
50-64	10	32	2	2	0	0
Unknown	1	1	0	0	0	0
Total	5,044	4,731	43	56	299	362

Part-Time Students

Age	<u>Undergraduate</u>		<u>Graduate</u>		<u>Doctorate</u>		<u>First Professional</u>	
	Men	Women	Men	Women	Men	Women	Men	Women
Under 18	74	246	0	0	0	0	0	0
18-19	59	78	0	0	0	0	0	0
20-21	154	148	0	0	0	0	1	4
22-24	343	409	15	8	0	0	10	13
25-29	283	363	26	49	2	1	5	5
30-34	170	237	36	50	8	1	4	2
35-39	114	177	30	43	3	2	0	2
40-49	133	284	39	56	7	12	2	0
50-64	71	131	6	43	5	18	0	0
65 & over	4	2	0	1	0	0	0	0
Unknown	0	6	0	2	0	1	0	0
Total	1,405	2,081	152	252	25	35	22	26

Average Age

	<u>Full-Time</u>	<u>Part-Time</u>
Undergraduate Degree Seeking	22	31
Undergraduate Non-Degree Seeking	24	21
Graduate	31	37
First Professional	24	25
Doctorate	N/A	45
All Students	22	30

Source: Office of Institutional Research and Testing

DEGREES

DEGREES CONFERRED BY PROGRAM

ACADEMIC YEAR (SUMMER, FALL, SPRING SEMESTERS)

ALLIED HEALTH SCIENCES	2009-10				2010-11				2011-12			
	CERT	AAS	BS	MS	CERT	AAS	BS	MS	CERT	AAS	BS	MS
CLINICAL LAB, RESP CARE & HEALTH ADM.												
Coding/Reimbursement Specialist	2								2			
Environmental Health & Safety			1				1					
Health Care Systems Administration			70				86				99	
Health Information Management			7				8				10	
Health Information Technology		32				52				64		
Medical Laboratory Technology		3				2				8		
Medical Technology			21				18				17	
Nuclear Medicine Technology		25	14			1	39				50	
Phlebotomy	41				26							
Respiratory Care		64				78				66		
TOTAL	43	124	113	0	26	133	152	0	2	138	176	0
COLLEGE OF ALLIED HEALTH												
Allied Health Science		8				5	1			11	4	
TOTAL	0	8	0	0	0	5	1	0	0	11	4	0
DENTAL HYGIENE & MEDICAL IMAGING												
Dental Hygiene		56				37	22			40	22	
Diagnostic Medical Sonography		14				19				19		
Radiography		46				44				48		
TOTAL	0	116	0	0	0	100	22	0	0	107	22	0
SCHOOL OF NURSING												
Master of Science in Nursing				14				16				18
Nursing			128				158				164	
Nursing Education					1							
TOTAL	0	0	128	14	1	0	158	16	0	0	164	18
COLLEGE TOTAL	43	248	241	14	27	238	333	16	2	256	366	18

Source: Office of Institutional Research and Testing

DEGREES

DEGREES CONFERRED BY PROGRAM

ACADEMIC YEAR (SUMMER, FALL, SPRING SEMESTERS)

ARTS & SCIENCES	2009-10				2010-11				2011-12			
	CERT	AS	BA	BS	CERT	AS	BA	BS	CERT	AS	BA	BS
BIOLOGY												
Biochemistry			3								2	
Biology			3	85			3	93			1	82
Biotechnology				4				8				4
Ornamental Horticulture Technology		4				4				12		
Pre-Science		45				20				38		
TOTAL	0	49	6	89	0	24	3	101	0	50	3	86
COLLEGE OF ARTS & SCIENCES												
Integrative Studies				22				24				39
TOTAL	0	0	0	22	0	0	0	24	0	0	0	39
HUMANITIES												
Applied Speech Communication		2		9		2		8		1		7
Communication			2				2				2	
History			10				6				2	
TOTAL	0	2	12	9	0	2	8	8	0	1	4	7
LANGUAGES & LITERATURE												
English			4				4				5	
English Literature												
Journalism					1							3
Liberal Arts		9				5				7		
Technical & Professional Communication				10				6				3
Technical Writing									1			
TOTAL	0	9	4	10	1	5	4	6	1	7	5	6
MATHEMATICS												
Applied Mathematics				12				11				13
TOTAL	0	0	0	12	0	0	0	11	0	0	0	13
PHYSICAL SCIENCES												
Chemistry			6				10				6	
Industrial Chemistry Technology		9				6				4		
Pre-Pharmacy										4		
TOTAL	0	9	6	0	0	6	10	0	0	8	6	0
SOCIAL SCIENCES												
Political Science								9				5
Psychology				24				21				26
Public Administration				7				8				1
Social Work				46				50				52
Sociology			4				2				2	
TOTAL	0	0	4	77	0	0	2	88	0	0	2	84
COLLEGE TOTAL	0	69	32	219	1	37	27	238	1	66	20	235

Source: Office of Institutional Research and Testing

DEGREES CONFERRED BY PROGRAM

ACADEMIC YEAR (SUMMER, FALL, SPRING SEMESTERS)

BUSINESS	2009-10				2010-11				2011-12			
	CERT	AS	BS	MS	CERT	AS	BS	MS	CERT	AS	BS	MS
ACCOUNTING, FINANCE, INFO SYSTEMS												
Accountancy		6	26			8	31			2	26	
Accountancy/Computer Information Systems			2								4	
Accountancy/Finance			8				3				4	
Accountancy/Public Accounting			4				15				16	
Advanced Studies in Business Intel. & Info.	1				2				2			
Advanced Studies in Information Security	30				16				10			
Advanced Studies in Systems Integration	4				4				1			
Advanced Studies in Project Management									2			
Computer Information Systems			44			2	41			6	30	
Computer Information Technology							2				4	
Finance			14				17				6	
Homeland Security - Dig. Security & Forensics	4				3				1			
Information Security Intelligence			2				16				26	
Masters of Information Systems Management				32				20				12
TOTAL	39	6	100	32	25	10	125	20	16	8	116	12

MANAGEMENT	2009-10				2010-11				2011-12			
	CERT	AS	BS	MS	CERT	AS	BS	MS	CERT	AS	BS	MS
Advanced Studies in Design & Innovation	6				13				11			
Advanced Studies in Global Logistics	1											
Advanced Studies in Mgmt Tools & Techniques	26				32				25			
Advanced Studies in Investment	1											
BUAD w/Professional Tracks			30				36				44	
Business Administration			119				123				130	
Business Administration - Aviation			4								1	
Business Administration - Maritime			17				19				20	
Fleet Management	3				2							
General Business		22				15				66		
Human Resource Management	7		7		14		9		12		9	
International Business	2				3				4			
Legal Studies		16				15				7		
Management			1				1				1	
Manufacturing Operations					1				1			
Masters of Business Administration				31				40				34
Operations and Supply Management			3				1				2	
Real Estate	2								1			
Small Business & Entrepreneurship			4				4					
Small Business Management									2			
Supervision									10			
TOTAL	48	38	185	31	65	30	193	40	66	73	207	34

DEGREES

DEGREES CONFERRED BY PROGRAM

ACADEMIC YEAR (SUMMER, FALL, SPRING SEMESTERS)

BUSINESS	2009-10				2010-11				2011-12			
	CERT	AS	BS	MS	CERT	AS	BS	MS	CERT	AS	BS	MS
MARKETING												
Advertising	5		22		3		19				3	
Advertising/Integrated Marketing Communication									4		9	
Business to Business Marketing	19				11				11			
Business Data Analytics											1	
Direct Marketing	16				12				8			
E-Commerce Marketing	17				7				15			
Graphic Design		38	16			38	17			36	17	
Marketing	7		42		6		44		4		46	
Marketing Research	1											
Marketing/Sales	2				2				1			
Public Relations	1		15		2		15		2		8	
Retailing					1							
TOTAL	68	38	95	0	44	38	95	0	45	36	84	0

SPORT, ENTERTAINMENT, & HOSPITALITY												
Club Management	1				1				3			
Culinary Management					1				1			
Hotel Management			7				12				5	
Hotel, Restaurant, & Food Industry Management			2				3				3	
Marketing/Professional Tennis Management											2	
Music Industry Management			27				26				29	
Professional Golf Management			38				37				28	
Professional Tennis Management			5				9				1	
Resort Management			22				13				17	
Restaurant & Food Industry Management	3	10			2	14			1	13		
Ski Resort Management									3			
Special Event & Meeting Planning	4				3				2			
TOTAL	8	10	101	0	7	14	100	0	10	13	85	0

COLLEGE TOTAL	163	92	481	63	141	92	513	60	137	130	492	46
----------------------	------------	-----------	------------	-----------	------------	-----------	------------	-----------	------------	------------	------------	-----------

Source: Office of Institutional Research and Testing

DEGREES CONFERRED BY PROGRAM

ACADEMIC YEAR (SUMMER, FALL, SPRING SEMESTERS)

EDUCATION & HUMAN SERVICES	2009-10				2010-11				2011-12			
	CERT	AS	BS	MS	CERT	AS	BS	MS	CERT	AS	BS	MS
CRIMINAL JUSTICE												
Criminal Justice			255				281				286	
Criminal Justice Administration				22				23				22
Pre-Criminal Justice		73				68				79		
TOTAL	0	73	255	22	0	68	281	23	0	79	286	22
RECREATION, LEISURE SVCS, & WELLNESS												
Recreation Leadership & Management			10				15				19	
TOTAL	0	0	10	0	0	0	15	0	0	0	19	0
SCHOOL OF EDUCATION												
Biology Education			2				4				5	
Business Education			2								1	
Business Management Mktg Tech Teaching											1	
Career & Technical Education				19				17				19
Chemistry Education			2									
Curriculum & Instruction				30				34				28
Early Childhood Education		2	12			7	8			5	23	
Elementary Education			50				49				58	
English Education			7				5				3	
History Education			8				6				5	
Mathematics Education			6				6				15	
Marketing Education			1									
Pre-Teaching Elementary		1										
Pre-Teaching Secondary		1				3				2		
Pro-Mo-Ted Technical Education											11	
Social Studies & Elementary Education			1				1					
Social Studies Education							4				10	
Technical Education			18				24				6	
Total Quality Management in Education	2									8		
Training in Business Industry			1									
TOTAL	2	4	110	49	0	10	107	51	8	7	138	47
TELEVISION PRODUCTION												
Television & Digital Media Production			16				23				22	
TOTAL	0	0	16	0	0	0	23	0	0	0	22	0
COLLEGE TOTAL	2	77	391	71	0	78	426	74	8	86	465	69

Source: Office of Institutional Research and Testing

DEGREES CONFERRED BY PROGRAM
ACADEMIC YEAR (SUMMER, FALL, SPRING SEMESTERS)

ENGINEERING TECHNOLOGY	2009-10				2010-11				2011-12			
	CERT	AS	BS	MS	CERT	AS	BS	MS	CERT	AS	BS	MS
ARCHITECTURAL TECH & FACILITIES MGMT												
Architectural Technology		22				19				18		
Facility Management	4		29		6		25		10		21	
TOTAL	4	22	29	0	6	19	25	0	10	18	21	0
AUTOMOTIVE												
Automotive & Heavy Equipment Management			9				6				1	
Automotive Body		1										
Automotive Engineering Technology			34				43				46	
Automotive Management			24				24				23	
Automotive Service Technology		16				14				9		
Performance Machining	9				12				19			
Performance Motorsports	31				23				43			
TOTAL	40	17	67	0	35	14	73	0	62	9	70	0
CONSTRUCTION TECHNOLOGY & MGMT												
Advanced Construction Management	1				2							
Building Construction Technology		43				37				38		
Civil Engineering Technology		18				20				20		
Construction Administration					1							
Construction Management			78				69				63	
TOTAL	1	61	78	0	3	57	69	0	0	58	63	0
ELECTRONICS/CNS												
Computer Networks & Systems			11				9				11	
Electrical/Electronics Engineering Technology			18				13				13	
Industrial Electronics Technology		12				4				11		
TOTAL	0	12	29	0	0	4	22	0	0	11	24	0
HEAVY EQUIPMENT												
Electrical Power Generation	5				2				4			
Heavy Equipment Service Engineering Tech			11				11				16	
Heavy Equipment Technology		25				10				19		
TOTAL	5	25	11	0	2	10	11	0	4	19	16	0
HVACR												
HVACR Engineering Technology			45				50				45	
HVACR Technology		36				26				19		
TOTAL	0	36	45	0	0	26	50	0	0	19	45	0
MANUFACTURING ENGINEERING TECH												
Industrial Practices									1			
Manufacturing Engineering Technology			18				30				28	
Manufacturing Technology						4				7		
Manufacturing Tooling Technology		7				10				1		
Quality Engineering Technology			1				4				3	
Quality Technology	22				28		1		68			
TOTAL	22	7	19	0	28	14	35	0	69	8	31	0

DEGREES CONFERRED BY PROGRAM

ACADEMIC YEAR (SUMMER, FALL, SPRING SEMESTERS)

ENGINEERING TECHNOLOGY	2009-10				2010-11				2011-12			
	CERT	AS	BS	MS	CERT	AS	BS	MS	CERT	AS	BS	MS
MECHANICAL DESIGN												
CAD Drafting & Tool Design Technology		19				8				15		
Mechanical Engineering Technology		15	12			27	15			26	22	
Product Design Engineering Technology			25				14				22	
TOTAL	0	34	37	0	0	35	29	0	0	41	44	0
PLASTICS & RUBBER												
Plastics Engineering Technology			20				24				30	
Plastics Technology		19				29				15		
Plastics/Polymer Engineering Technology										8		
Rubber Engineering Technology			1				6				3	
Rubber Technology		5				4				5		
TOTAL	0	24	21	0	0	33	30	0	0	28	33	0
PRINTING & IMAGING TECHNOLOGY MGMT												
New Media Printing & Publishing			9				9				7	
Printing & Digital Graphic Imaging Technology		18				10				4		
Printing Management			7				3				9	
TOTAL	0	18	16	0	0	10	12	0	0	4	16	0
SURVEYING												
Geographic Information Systems	3				4				5			
Surveying Engineering			21				18				24	
Surveying Technology		15				13				15		
TOTAL	3	15	21	0	4	13	18	0	5	15	24	0
WELDING ENGINEERING TECHNOLOGY												
Welding Engineering Technology			30				22				44	
Welding Technology		30				38				51		
TOTAL	0	30	30	0	0	38	22	0	0	51	44	0
COLLEGE TOTAL	75	301	403	0	78	273	396	0	150	281	431	0

Source: Office of Institutional Research and Testing

DEGREES

DEGREES CONFERRED BY PROGRAM
ACADEMIC YEAR (SUMMER, FALL, SPRING SEMESTERS)

KENDALL	2009-10				2010-11				2011-12			
	CERT	BS	BFA	MFA	CERT	BS	BFA	MFA	CERT	BS	BFA	MFA
DESIGN STUDIES												
Digital Media			3				6				19	
Digital Media 2D Animation			4				5				1	
Digital Media 3D Animation			5				3					
Digital Media Digital Illustration			6				5				7	
Digital Media Interactive Design			3				1					
Digital Media Motion Graphics			1				2					
Furniture Design			5				8				2	
Graphic Design			33				45				54	
Illustration			21				25				40	
Illustration - Digital Media			1				1					
Industrial Design			10				14				23	
Interior Design			38				41				32	
Metals/Jewelry Design			1				5				1	
Visual Communication											1	
TOTAL	0	0	131	0	0	0	161	0	0	0	180	0
FINE ARTS/FOUNDATION												
Art Education			12				11				12	
Drawing							4				6	
Drawing with Printmaking Focus											2	
Fine Arts Drawing			3	1			1	1				4
Fine Arts Painting			2	5			3	7			3	7
Fine Arts Photography			2	1				1				1
Fine Arts Printmaking			4	1			5				1	1
Fine Arts Woodwork			1									
Painting			14				8				9	
Photography			9				21				19	
Sculpture/Functional Art			4				6				5	
TOTAL	0	0	51	8	0	0	59	9	0	0	57	13
LIBERAL ARTS/SCIENCE/ART HISTORY												
Art History		3				5				3		
Art History Academic Option										2		
Master of Art Education								6				3
TOTAL	0	3	0	0	0	5	0	6	0	5	0	3
COLLEGE TOTAL	0	3	182	8	0	5	220	15	0	5	237	16

Source: Office of Institutional Research and Testing

DEGREES CONFERRED BY PROGRAM

ACADEMIC YEAR (SUMMER, FALL, SPRING SEMESTERS)

MICHIGAN COLLEGE OF OPTOMETRY	2009-10				2010-11				2011-12			
	CERT	AS	BS	OD	CERT	AS	BS	OD	CERT	AS	BS	OD
Optometry				36				31				36
Vision Science			9				5				11	
COLLEGE TOTAL	0	0	9	36	0	0	5	31	0	0	11	36

PHARMACY	2009-10				2010-11				2011-12			
	CERT	AS	BS	Pharm D	CERT	AS	BS	Pharm D	CERT	AS	BS	Pharm D
Pharmacy				141				147				149
COLLEGE TOTAL	0	0	0	141	0	0	0	147	0	0	0	149

PROFESSIONAL & TECHNOLOGICAL STUDIES	2009-10				2010-11				2011-12			
	CERT	AS	BS	MS	CERT	AS	BS	MS	CERT	AS	BS	MS
Digital Animation & Game Design			19				18				24	
Digital Media Software Engineering							2				2	
Industrial Technology & Management			24				16				22	
TOTAL	0	0	43	0	0	0	36	0	0	0	48	0
COLLEGE TOTAL	0	0	43	0	0	0	36	0	0	0	48	0

Source: Office of Institutional Research and Testing

DEGREES**DEGREES CONFERRED AT FERRIS STATE UNIVERSITY**

ACADEMIC YEAR (SUMMER, FALL, SPRING SEMESTERS)

	<u>CERTIFICATE</u>	<u>ASSOCIATE</u>	<u>BACHELOR</u>	<u>MASTER</u>	<u>PROFESSIONAL PRACTICE</u>	<u>TOTAL</u>
1992 - 1993	7	1,295	1,898	38	35	3,273
1993 - 1994	8	975	1,789	27	36	2,835
1994 - 1995	11	948	1,661	34	40	2,694
1995 - 1996	53	860	1,438	40	35	2,426
1996 - 1997	71	786	1,328	43	41	2,269
1997 - 1998	82	823	1,281	97	40	2,323
1998 - 1999	96	839	1,140	83	41	2,199
1999 - 2000	130	821	1,186	81	44	2,262
2000 - 2001	100	722	1,217	116	52	2,207
2001 - 2002	157	764	1,325	152	45	2,443
2002 - 2003	247	808	1,312	168	58	2,593
2003 - 2004	217	830	1,410	148	121	2,726
2004 - 2005	245	843	1,403	158	149	2,798
2005 - 2006	259	905	1,615	134	147	3,060
2006 - 2007	327	873	1,639	169	154	3,162
2007 - 2008	264	861	1,839	137	158	3,259
2008 - 2009	292	794	1,952	197	176	3,411
2009 - 2010	283	787	2,004	156	177	3,407
2010 - 2011	247	718	2,199	165	178	3,507
2011 - 2012	298	819	2,310	149	185	3,761

Source: Office of Institutional Research and Testing

FERRIS STATE UNIVERSITY

APPROVED PROGRAMS

COLLEGE	DEPARTMENT	PROGRAM NAMES	DEGREE
A/S	Arts & Sciences Dean's Office	Integrative Studies	BIS
A/S	Biological Sciences	Biology	BA
A/S	Biological Sciences	Biology	BS
A/S	Biological Sciences	Biology/Environmental Biology	BS
A/S	Biological Sciences	Biology/Forensic Biology	BS
A/S	Biological Sciences	Biology/Pre-Dentistry	BS
A/S	Biological Sciences	Biology/Pre-Medicine	BS
A/S	Biological Sciences	Biology/Pre-Optometry	BS
A/S	Biological Sciences	Biology/Pre-Pharmacy	BS
A/S	Biological Sciences	Biology/Pre-Physical Therapy	BS
A/S	Biological Sciences	Biology/Pre-Veterinary Medicine	BS
A/S	Biological Sciences	Biotechnology	BS
A/S	Biological Sciences	Pre-Science	AS
A/S	Humanities	Applied Speech Communication	AA
A/S	Humanities	Applied Speech Communication	BS
A/S	Humanities	Communication	BA
A/S	Humanities	History	BA
A/S	Language and Literature	English	BA
A/S	Language and Literature	Journalism & Technical Communication	BS
A/S	Language and Literature	Liberal Arts	AA
A/S	Language and Literature	Technical & Professional Communication	BS
A/S	Mathematics	Applied Mathematics	BS
A/S	Mathematics	Applied Mathematics/Actuarial Science	BS
A/S	Mathematics	Applied Mathematics/Computer Science	BS
A/S	Mathematics	Applied Mathematics/Industrial Mathematics	BS
A/S	Mathematics	Applied Mathematics/Operations Research	BS
A/S	Mathematics	Applied Mathematics/Statistics	BS
A/S	Mathematics	Mathematics	BA
A/S	Mathematics	Pre-Engineering	AS
A/S	Physical Sciences	Biochemistry	BA
A/S	Physical Sciences	Chemistry	BA
A/S	Physical Sciences	Chemistry/Pre-Pharmacy Concentration	BA
A/S	Physical Sciences	Industrial Chemistry Technology	AAS
A/S	Physical Sciences	Pre-Mortuary Science	AS
A/S	Physical Sciences	Pre-Pharmacy	AS
A/S	Social Sciences	Political Sciences	BS
A/S	Social Sciences	Pre-Law	AA
A/S	Social Sciences	Psychology	BS
A/S	Social Sciences	Social Work	BSW
A/S	Social Sciences	Sociology	BA
AHS	Clinical Laboratory, Respiratory, Health Admin	Health Care Systems Administration	BS
AHS	Clinical Laboratory, Respiratory, Health Admin	Health Information Management	BS
AHS	Clinical Laboratory, Respiratory, Health Admin	Health Information Technology	AAS
AHS	Clinical Laboratory, Respiratory, Health Admin	Medical Laboratory Technology	AAS
AHS	Clinical Laboratory, Respiratory, Health Admin	Medical Technology	BS
AHS	Clinical Laboratory, Respiratory, Health Admin	Molecular Diagnostics	BS
AHS	Clinical Laboratory, Respiratory, Health Admin	Respiratory Care	AAS
AHS	College of Allied Health Sciences	Allied Health Science	AAS
AHS	College of Allied Health Sciences	Allied Health Science	BS
AHS	Dental Hygiene & Medical Imaging	Dental Hygiene	AAS

DEGREES

FERRIS STATE UNIVERSITY

APPROVED PROGRAMS

COLLEGE	DEPARTMENT	PROGRAM NAMES	DEGREE
AHS	Dental Hygiene & Medical Imaging	Dental Hygiene	BS
AHS	Dental Hygiene & Medical Imaging	Diagnostic Medical Sonography	AAS
AHS	Dental Hygiene & Medical Imaging	Nuclear Medicine Technology	BS
AHS	Dental Hygiene & Medical Imaging	Radiography	AAS
AHS	School of Nursing	Nursing	BSN
AHS	School of Nursing	Nursing	MSN
AHS	School of Nursing	Nursing	RN-BSN
BUS	Accounting, Finance, & Information Systems	Accountancy	AAS
BUS	Accounting, Finance, & Information Systems	Accountancy	BS
BUS	Accounting, Finance, & Information Systems	Accountancy/Computer Information Systems	BS
BUS	Accounting, Finance, & Information Systems	Accountancy/Finance	BS
BUS	Accounting, Finance, & Information Systems	Accountancy/Public Accounting Concentration	BS
BUS	Accounting, Finance, & Information Systems	Accountancy/Public Professional Directed Conc.	BS
BUS	Accounting, Finance, & Information Systems	Computer Information Systems	AAS
BUS	Accounting, Finance, & Information Systems	Computer Information Systems	BS
BUS	Accounting, Finance, & Information Systems	Computer Information Technology	BS
BUS	Accounting, Finance, & Information Systems	Finance	BS
BUS	Accounting, Finance, & Information Systems	Information Security & Intelligence	BS
BUS	Accounting, Finance, & Information Systems	Information Security & Intelligence	MS
BUS	Management	Business Administration	BS
BUS	Management	Business Administration w/ Legal Studies	BS
BUS	Management	Business Administration w/ Professional Tracks	BS
BUS	Management	General Business	AAS
BUS	Management	Human Resource Management	BS
BUS	Management	Insurance and Risk Management	BS
BUS	Management	Legal Studies	AAS
BUS	Management	Business Administration	MBA
BUS	Management	Business Administration w/Incident Response Cert	MBA
BUS	Management	Business Administration w/Design and Innovation Mgmt Cet	MBA
BUS	Management	Business Administration w/Management Tools and Concepts Cert	MBA
BUS	Management	Business Administration w/Business Intelligence Cert	MBA
BUS	Management	Business Administration w/Project Management Cert	MBA
BUS	Management	Business Administration w/Nursing Concentration	MBA
BUS	Management	Operations and Supply Management	BS
BUS	Marketing	Advertising/Integrated Marketing Communication	BS
BUS	Marketing	Business Data Analytics	BS
BUS	Marketing	Graphic Design	AAS
BUS	Marketing	Graphic Design	BS
BUS	Marketing	Graphic Communications	AAS
BUS	Marketing	Graphic Media Management	BS
BUS	Marketing	Health Care Marketing	BS
BUS	Marketing	Marketing	BS
BUS	Marketing	Public Relations	BS
BUS	Marketing	Public Relations/Employee Relations Concentration	BS
BUS	Marketing	Public Relations/Investor Relations Concentration	BS
BUS	Marketing	Public Relations/Marketing Promotion Concentration	BS
BUS	Marketing	Public Relations/Media Relations Concentration	BS
BUS	Sport Entertainment and Hospitality Mgmt	Dietary and Food Service Management	AAS
BUS	Sport Entertainment and Hospitality Mgmt	Hotel Management	BS
BUS	Sport Entertainment and Hospitality Mgmt	Hotel Management with AAS RFIM	BS

FERRIS STATE UNIVERSITY

APPROVED PROGRAMS

COLLEGE	DEPARTMENT	PROGRAM NAMES	DEGREE
BUS	Sport Entertainment and Hospitality Mgmt	Music Industry Management	BS
BUS	Sport Entertainment and Hospitality Mgmt	Professional Golf Management	BS
BUS	Sport Entertainment and Hospitality Mgmt	Professional Tennis Management	BS
BUS	Sport Entertainment and Hospitality Mgmt	Resort Management	BS
BUS	Sport Entertainment and Hospitality Mgmt	Restaurant & Food Industry Management	AAS
CPT	Professional & Technical Studies	Community College Leadership	EDD
CPT	Professional & Technical Studies	Digital Animation and Game Design	BAS
CPT	Professional & Technical Studies	Digital Media Software Engineering	BAS
CPT	Professional & Technical Studies	Industrial Technology and Management	BAS
EDU	Criminal Justice	Criminal Justice Administration	MS
EDU	Criminal Justice	Criminal Justice/Corrections Option	BS
EDU	Criminal Justice	Criminal Justice/Generalist Option	BS
EDU	Criminal Justice	Criminal Justice/Law Enforcement Option	BS
EDU	Criminal Justice	Pre-Criminal Justice	AA
EDU	Leisure Studies and Wellness	Recreation Leadership & Management	BS
EDU	School of Education	Biology Education	BS
EDU	School of Education	Business Mgmt Marketing & Tech Teaching Major	BS
EDU	School of Education	Career & Technical Education	MS
EDU	School of Education	Career & Technical Education/Administrative Concentration	MS
EDU	School of Education	Career & Technical Education/Instructor Concentration	MS
EDU	School of Education	Career & Technical Education/Postsecondary Administration	MS
EDU	School of Education	Career & Technical Education/Training and Development	MS
EDU	School of Education	Chemistry Education	BS
EDU	School of Education	Curriculum & Instruction - Administrative	M.Ed.
EDU	School of Education	Curriculum & Instruction - Elementary Cert	M.Ed.
EDU	School of Education	Curriculum & Instruction - Experiential Education	M.Ed.
EDU	School of Education	Curriculum & Instruction - Philanthropy	M.Ed.
EDU	School of Education	Curriculum & Instruction - Reading Endorsement	M.Ed.
EDU	School of Education	Curriculum & Instruction - Secondary Cert	M.Ed.
EDU	School of Education	Curriculum & Instruction - Special Education	M.Ed.
EDU	School of Education	Curriculum & Instruction - Subject Area Conc.	M.Ed.
EDU	School of Education	Early Childhood Education	AAS
EDU	School of Education	Early Childhood Education	BS
EDU	School of Education	Educational Leadership	MS
EDU	School of Education	Elementary Education	BS
EDU	School of Education	English Education	BS
EDU	School of Education	History Education	BS
EDU	School of Education	Mathematics Education	BS
EDU	School of Education	Pre-Teaching Elementary	AA
EDU	School of Education	Pre-Teaching Secondary	AA
EDU	School of Education	Social Studies Education	BS
EDU	School of Education	Technical Education	BS
EDU	Television Production	Television and Digital Media Production	BS
KEN	Design Studies	Collaborative Design	BFA
KEN	Design Studies	Digital Media	BFA
KEN	Design Studies	Furniture Design	BFA
KEN	Design Studies	Graphic Design	BFA
KEN	Design Studies	Illustration	BFA
KEN	Design Studies	Industrial Design	BFA
KEN	Design Studies	Interior Design	BFA

DEGREES

FERRIS STATE UNIVERSITY

APPROVED PROGRAMS

COLLEGE	DEPARTMENT	PROGRAM NAMES	DEGREE
KEN	Design Studies	Medical Illustration	BFA
KEN	Design Studies	Metals/Jewelry Design	BFA
KEN	Fine Arts/Foundation	Drawing	BFA
KEN	Fine Arts/Foundation	Drawing with Printmaking Focus	BFA
KEN	Fine Arts/Foundation	Fashion Studies	BFA
KEN	Fine Arts/Foundation	Fine Arts Drawing	MFA
KEN	Fine Arts/Foundation	Fine Arts Painting	MFA
KEN	Fine Arts/Foundation	Fine Arts Photography	MFA
KEN	Fine Arts/Foundation	Fine Arts Printmaking	MFA
KEN	Fine Arts/Foundation	Painting	BFA
KEN	Fine Arts/Foundation	Photography	BFA
KEN	Fine Arts/Foundation	Sculpture/Functional Art	BFA
KEN	Liberal Arts & Sciences	Art Education	BFA
KEN	Liberal Arts & Sciences	Art Education	MFA
KEN	Liberal Arts & Sciences	Art History	BS
OPT	Optometry	Optometry	OD
PHR	Pharmacy	Doctor of Pharmacy	Pharm.D.
TEC	Architectural Technology & Facility Mgmt	Architectural Technology	AAS
TEC	Architectural Technology & Facility Mgmt	Architecture & Sustainability	BS
TEC	Architectural Technology & Facility Mgmt	Facility Management	BS
TEC	Automotive	Automotive Engineering Technology	BS
TEC	Automotive	Automotive Management	BS
TEC	Automotive	Automotive Service Technology	AAS
TEC	Construction Technology & Management	Building Construction Technology	AAS
TEC	Construction Technology & Management	Civil Engineering Technology	AAS
TEC	Construction Technology & Management	Construction Management	BS
TEC	Construction Technology & Management	Construction Management/Comm/Indust Bldg	BS
TEC	Construction Technology & Management	Construction Management/Highway/Bridge	BS
TEC	Electronics/CNS	Computer Networks & Systems	BS
TEC	Electronics/CNS	Electrical/Electronics Engineering Technology	BS
TEC	Electronics/CNS	Energy Systems Engineering	BS
TEC	Electronics/CNS	Industrial Electronics Technology	AAS
TEC	Heavy Equipment	Heavy Equipment Service Engineering Technology	BS
TEC	Heavy Equipment	Heavy Equipment Technology	AAS
TEC	HVACR	HVACR Engineering Technology	BS
TEC	HVACR	HVACR Technology	AAS
TEC	Manufacturing Engineering Technology	Manufacturing Engineering Technology	BS
TEC	Manufacturing Engineering Technology	Manufacturing Technology	AAS
TEC	Manufacturing Engineering Technology	Quality Engineering Technology	BS
TEC	Mechanical Design	CAD Drafting & Tool Design Technology	AAS
TEC	Mechanical Design	Mechanical Engineering Technology	AAS
TEC	Mechanical Design	Mechanical Engineering Technology	BS
TEC	Mechanical Design	Product Design Engineering Technology	BS
TEC	Plastics & Rubber	Plastics & Polymer Engineering Technology	AAS
TEC	Plastics & Rubber	Plastics Engineering Technology	BS
TEC	Plastics & Rubber	Rubber Engineering Technology	BS
TEC	Printing & Imaging Technology Management	New Media Printing & Publishing	BS
TEC	Printing & Imaging Technology Management	Printing & Digital Graphic Imaging Technology	AAS
TEC	Printing & Imaging Technology Management	Printing Management	BS
TEC	Surveying	Surveying Engineering	BS

FERRIS STATE UNIVERSITY

APPROVED PROGRAMS

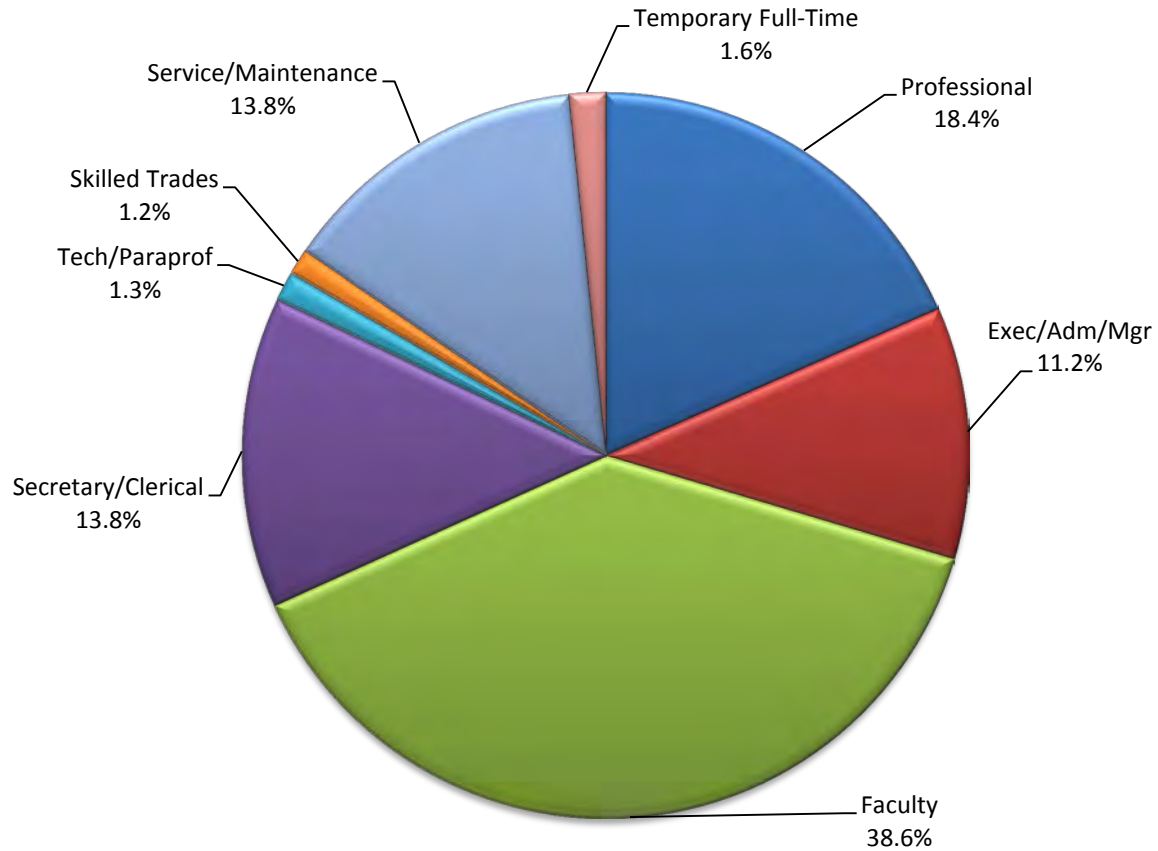
COLLEGE	DEPARTMENT	PROGRAM NAMES	DEGREE
TEC	Surveying	Surveying Technology	AAS
TEC	Welding Engineering Technology	Welding Engineering Technology	BS
TEC	Welding Engineering Technology	Welding Technology	AAS

Source: Academic Affairs

FACULTY & STAFF

**UNIVERSITY STAFF BY JOB CATEGORY AND GENDER
FALL 2012**

FULL-TIME

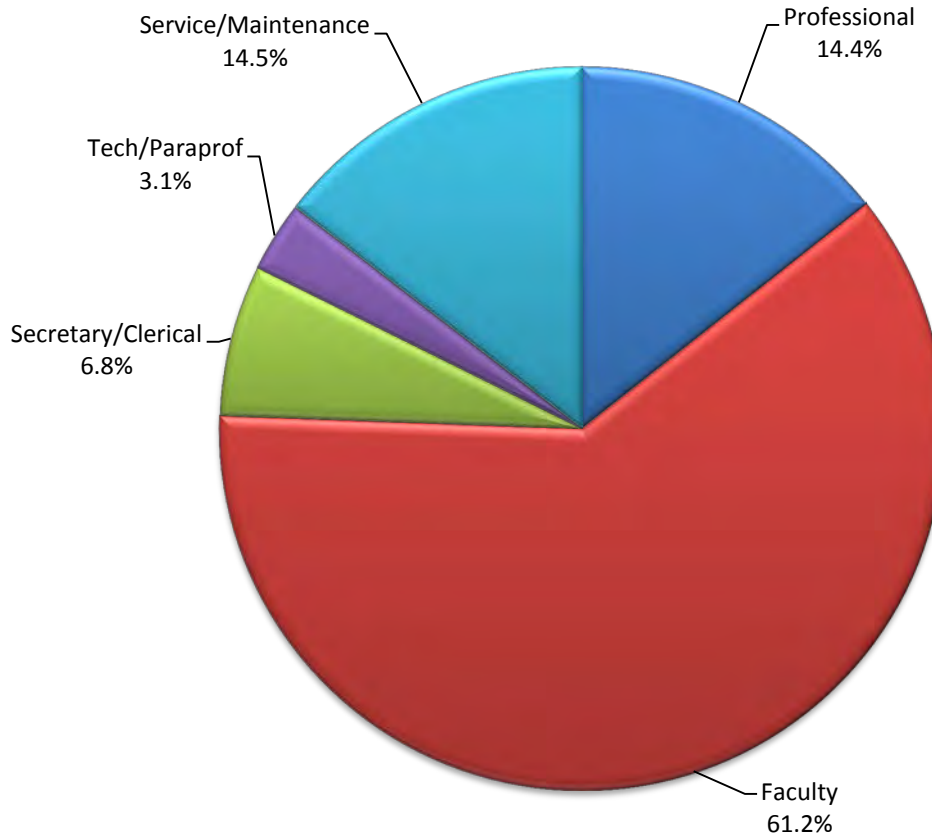


<u>JOB CATEGORY</u>	<u>MALE NUMBER</u>	<u>PERCENT</u>	<u>FEMALE NUMBER</u>	<u>PERCENT</u>	<u>TOTAL NUMBER</u>	<u>PERCENT</u>
Professional	119	43.9%	152	56.1%	271	18.4%
Exec/Adm/Mgr	90	54.5%	75	45.5%	165	11.2%
Faculty	331	58.2%	238	41.8%	569	38.6%
Secretary/Clerical	7	3.4%	197	96.6%	204	13.8%
Tech/Paraprof	7	36.8%	12	63.2%	19	1.3%
Skilled Trades	17	100.0%	0	0.0%	17	1.2%
Service/Maintenance	114	55.9%	90	44.1%	204	13.8%
Temporary Full-Time	6	25.0%	18	75.0%	24	1.6%
TOTAL	691	46.9%	782	53.1%	1473	100.0%

Source: Office of Human Resource Development

**UNIVERSITY STAFF BY JOB CATEGORY AND GENDER
FALL 2012**

PART-TIME

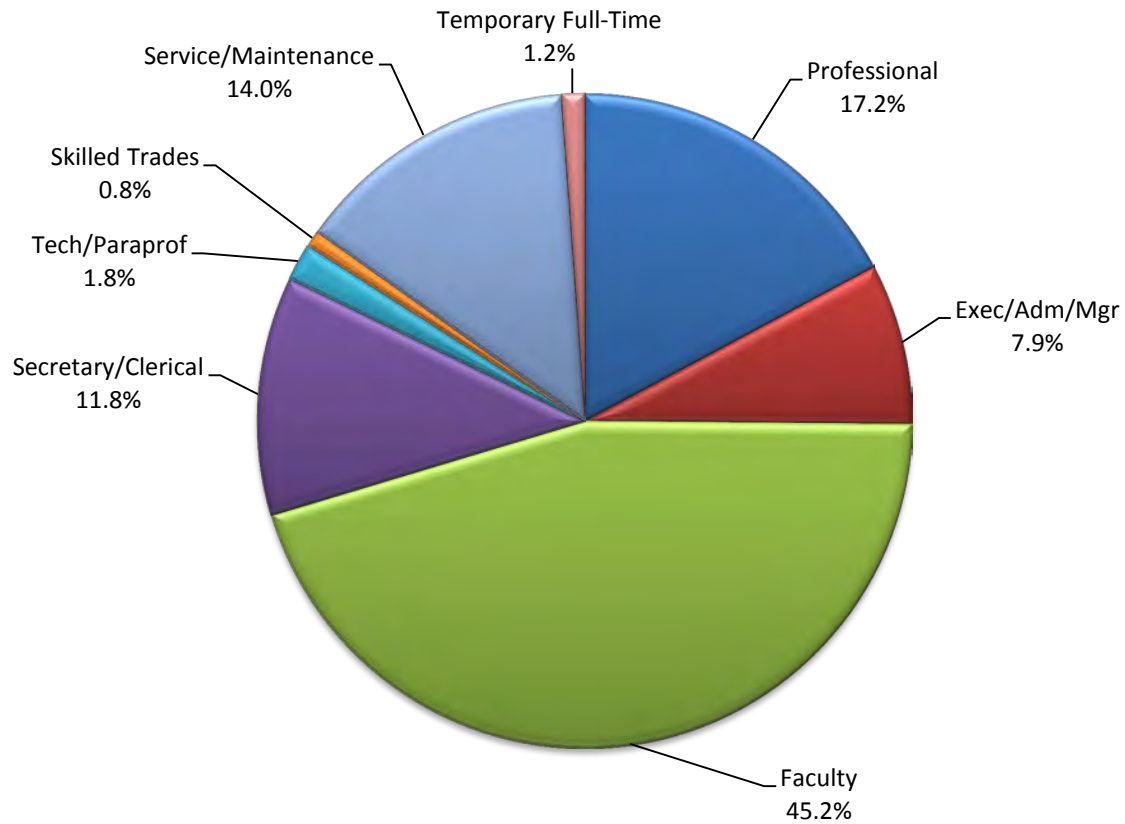


<u>JOB CATEGORY</u>	<u>MALE NUMBER</u>	<u>PERCENT</u>	<u>FEMALE NUMBER</u>	<u>PERCENT</u>	<u>TOTAL NUMBER</u>	<u>PERCENT</u>
Professional	32	36.8%	55	63.2%	87	14.4%
Faculty	187	50.4%	184	49.6%	371	61.2%
Secretary/Clerical	6	14.6%	35	85.4%	41	6.8%
Tech/Paraprof	11	57.9%	8	42.1%	19	3.1%
Service/Maintenance	35	39.8%	53	60.2%	88	14.5%
TOTAL	271	44.7%	335	55.3%	606	100.0%

Source: Office of Human Resource Development

**UNIVERSITY STAFF BY JOB CATEGORY AND GENDER
FALL 2012**

TOTAL



<u>JOB CATEGORY</u>	<u>MALE NUMBER</u>	<u>PERCENT</u>	<u>FEMALE NUMBER</u>	<u>PERCENT</u>	<u>TOTAL NUMBER</u>	<u>PERCENT</u>
Professional	151	42.2%	207	57.8%	358	17.2%
Exec/Adm/Mgr	90	54.5%	75	45.5%	165	7.9%
Faculty	518	55.1%	422	44.9%	940	45.2%
Secretary/Clerical	13	5.3%	232	94.7%	245	11.8%
Tech/Paraprof	18	47.4%	20	52.6%	38	1.8%
Skilled Trades	17	100.0%	0	0.0%	17	0.8%
Service/Maintenance	149	51.0%	143	49.0%	292	14.0%
Temporary Full-Time	6	25.0%	18	75.0%	24	1.2%
TOTAL	962	46.3%	1117	53.7%	2079	100.0%

Source: Office of Human Resource Development

FALL FACULTY AND STAFF BY RACE/ETHNICITY AND GENDER

FULL-TIME & PART-TIME EMPLOYEES - 11/1/2012

	<u>FEMALE</u>	<u>MALE</u>	<u>TOTAL</u>
AMERICAN INDIAN OR ALASKA NATIVE	5	6	11
ASIAN	20	32	52
BLACK OR AFRICAN AMERICAN	23	24	47
HISPANIC OR LATINO	14	12	26
INTERNATIONAL	0	0	0
NATIVE HAWAIIAN OR PACIFIC ISLANDER	0	0	0
TWO OR MORE RACES	2	5	7
WHITE	1,019	849	1,868
UNREPORTED	34	34	68
TOTAL	1,117	962	2,079

The following definitions are used in determining racial/ethnic designations:

American Indian or Alaska Native:

A person having origins in any of the original peoples of North and South America (including Central America), and who maintains cultural identification through tribal affiliation or community attachment.

Asian:

A person having origins in any of the original peoples of the Far East, Southeast Asia, or the Indian Subcontinent including, for example, Cambodia, China, India, Japan, Korea, Malaysia, Pakistan, the Philippine Islands, Thailand, and Vietnam.

Black or African American:

A person having origins in any of the black racial groups of Africa.

Hispanic or Latino:

A person of Cuban, Mexican, Puerto Rican, Central or South American, or other Spanish culture or origin, regardless of race.

International:

A person who is not a citizen of the United States, and who is in this country on a temporary basis and does not have a right to remain indefinitely.

Native Hawaiian or Pacific Islander:

A person having origins in any of the original peoples of Hawaii, Guam, Samoa, or other Pacific Island.

White:

A person having origins in any of the original peoples of Europe, the Middle East, or North Africa.

Source: Office of Human Resource Development

DISTINGUISHED TEACHER AWARD

The Ferris State University Academic Senate oversees the selection of the Distinguished Teacher Awards. Teachers receiving this award have been nominated by their peers based on the following criteria: Teaching excellence; participation in professional development activities; interest in students outside the classroom/laboratory; and exhibiting distinction as a member of the university community.

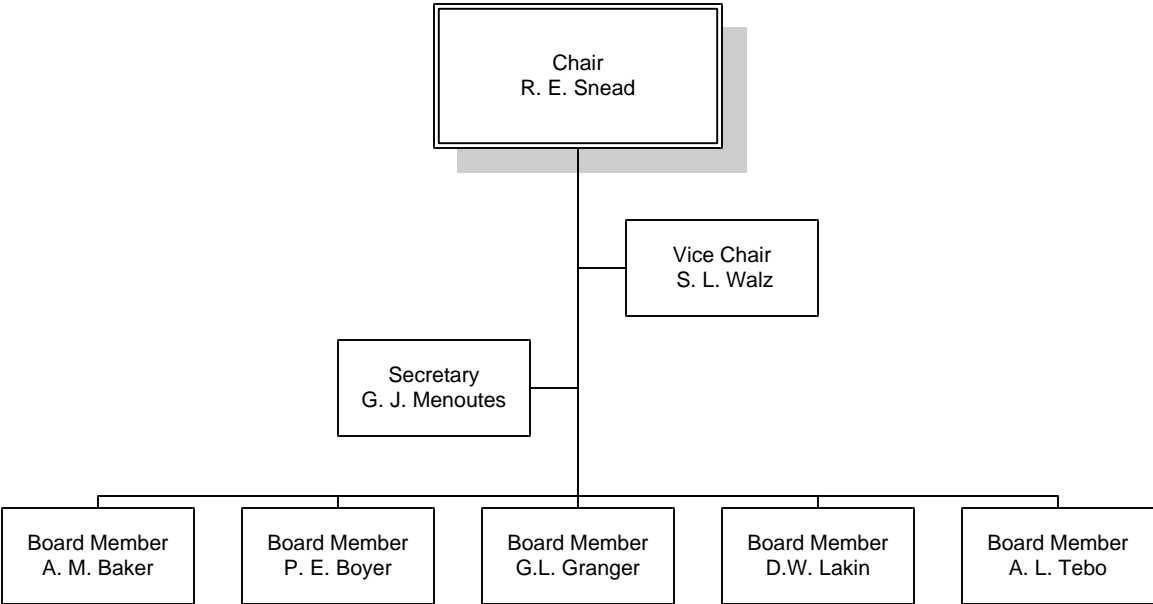
YEAR	RECIPIENT	COLLEGE	YEAR	RECIPIENT	COLLEGE
1965	Marguerite Jeserich	Arts & Sciences	1991	Gary C. Horn	Arts & Sciences
1966	George Wells	Arts & Sciences	1992	Bruce L. Beetley	Arts & Sciences
1967	Garnet Zimmerman	Technology	1992	John H. Landis	Allied Health Sciences
1968	Karlis Kazerovskis	Pharmacy	1993	Doug Fonner	Arts & Sciences
1969	Frank Karas	Arts & Sciences	1993	Terry Nerbonne	Education
1970	Robert K. Harry	Arts & Sciences	1994	Fred Lovgren	Business
1971	Kenneth O. McManis	Arts & Sciences	1994	Edward Stuart	Technology
1972	George N. Holcomb	Pharmacy	1995	Maude Bigford	Arts & Sciences
1973	Richard Hunter	Allied Health	1995	Judy Schottle	Allied Health Sciences
1974	Roger F. Kennedy	Technology	1996	Michael Keating	Optometry
1975	Everett J. Nienhouse	Arts & Sciences	1996	Caroline Stern	Arts & Sciences
1976	Barbara Sengelau	Allied Health	1997	J. Randall Vance	Optometry
1977	Max T. Yeley	Technology	1998	Walt Hoeksema	Arts & Sciences
1978	Richard L. Shaw	Technology	1998	Mitchell LeClaire	Technology
1979	Joseph J. Mitala	Pharmacy	1999	Maryanne Heidemann	Arts & Sciences
1980	Sidney P. Sytsma	Business	1999	James (Ted) Walker	Arts & Sciences
1981	Richard A. Santer	Arts & Sciences	2000	Daniel E. Noren	Arts & Sciences
1982	Michael D. Ells	Allied Health	2000	Richard J. Pisacreta	Arts & Sciences
1982	Neill H. Nutter	Arts & Sciences	2001	Abdollah Ferdowsi	Business
1983	Herbert L. Carson	Arts & Sciences	2001	J. Randall Groves	Arts & Sciences
1984	Robert E. Friar	Arts & Sciences	2002	Sheila Squicciarini	Allied Health Sciences
1984	Newell H. Johnson	Technology	2003	David Aiken	Arts & Sciences
1985	Julia H. Bonkowski	Allied Health	2003	David Hanna	Technology
1985	James P. Lehnert	Arts & Sciences	2003	Phillip Middleton	Arts & Sciences
1986	Ada Lou Carson	Arts & Sciences	2004	David Pilgrim	Arts & Sciences
1987	Michael C. Cooper	Business	2005	Robert McCullough	Arts & Sciences
1987	Rose Ann Swartz	Business	2005	Fred Heck	Arts & Sciences
1988	Robert C. Ferguson	Arts & Sciences	2006	Pasquale Di Raddo	Arts & Sciences
1988	Garth S. McHattie	Education	2007	Mary Murnik	Arts & Sciences
1989	Mark A. Curtis	Technology	2008	Khagendra Thapa	Technology
1989	James D. Maas	Business	2009	Daniel Adsmond	Arts & Sciences
1990	Marilyn Keigley	Business	2010	Richard Goosen	Engineering Technology
1990	Christine Towner	Allied Health	2011	Greg Gogolin	Business
1991	Roxanne M. Cullen	Arts & Sciences	2012	Clifton V. Franklund	Arts & Sciences

Source: Academic Senate

ORGANIZATIONAL CHARTS

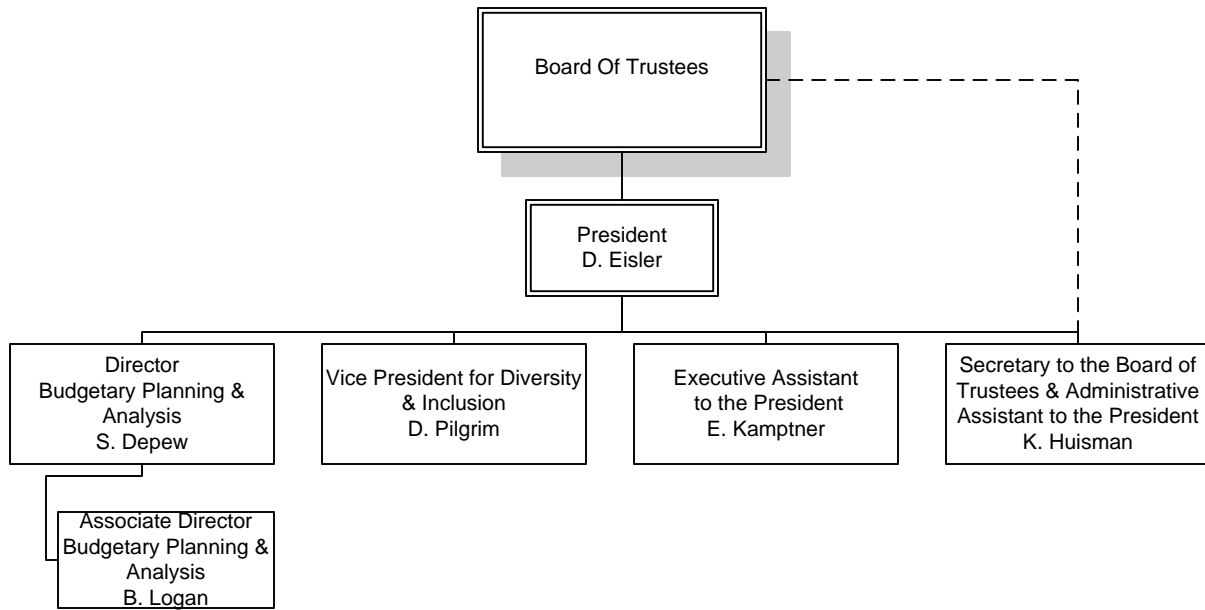
FERRIS STATE UNIVERSITY

BOARD OF TRUSTEES



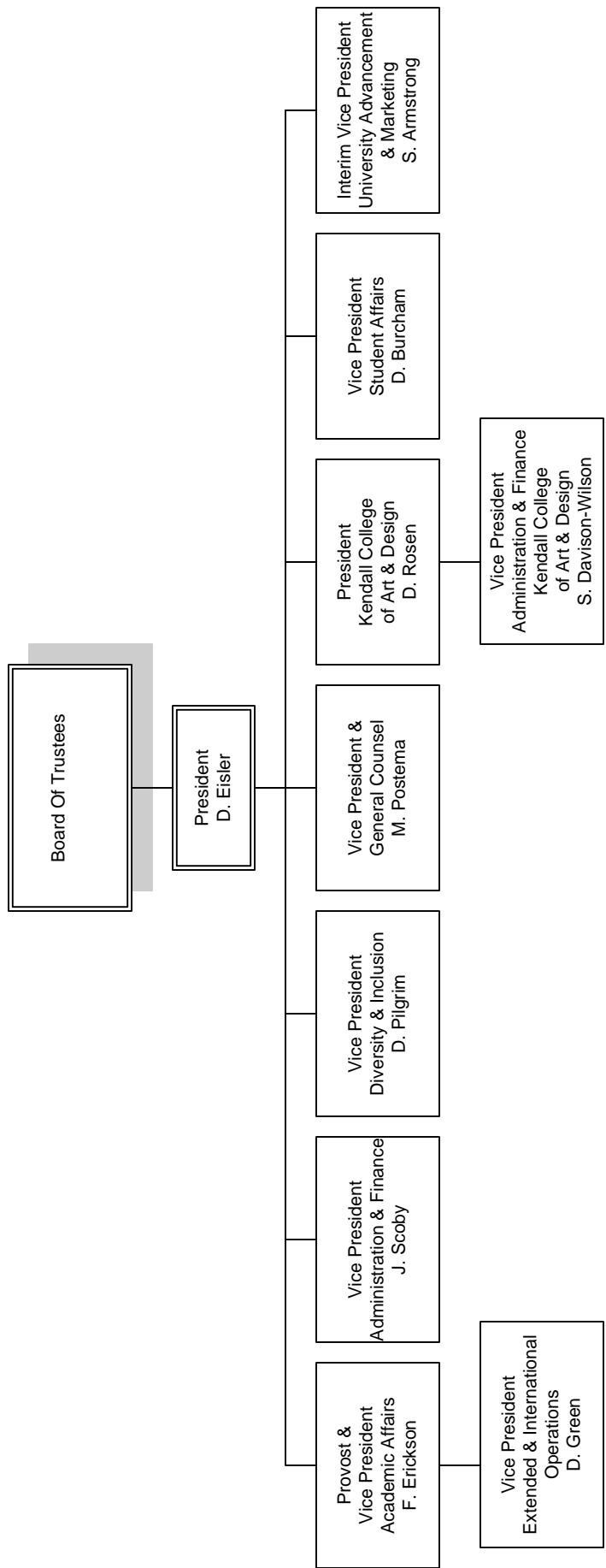
FERRIS STATE UNIVERSITY

EXECUTIVE DIVISION

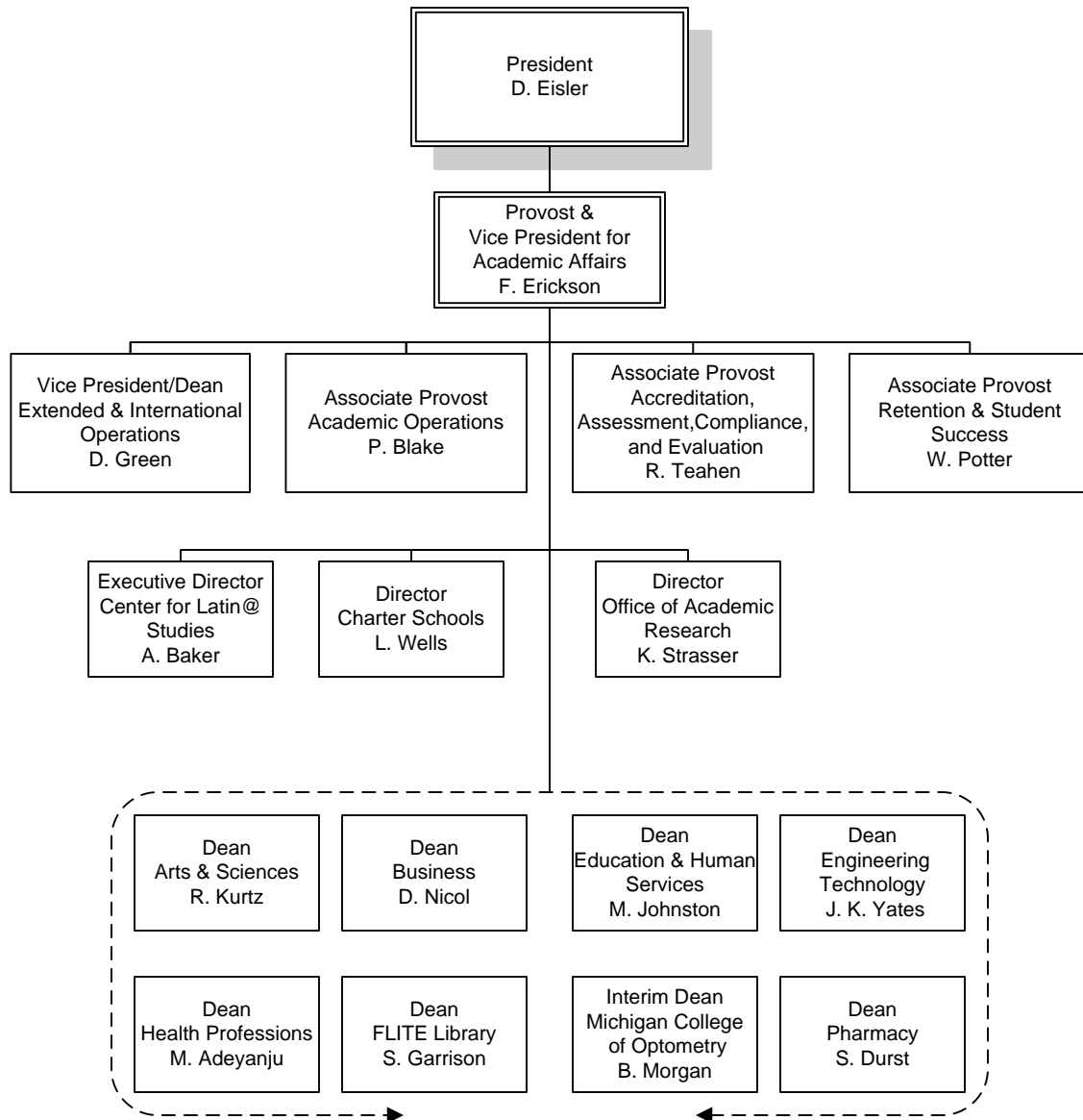


FERRIS STATE UNIVERSITY

PRESIDENT'S COUNCIL

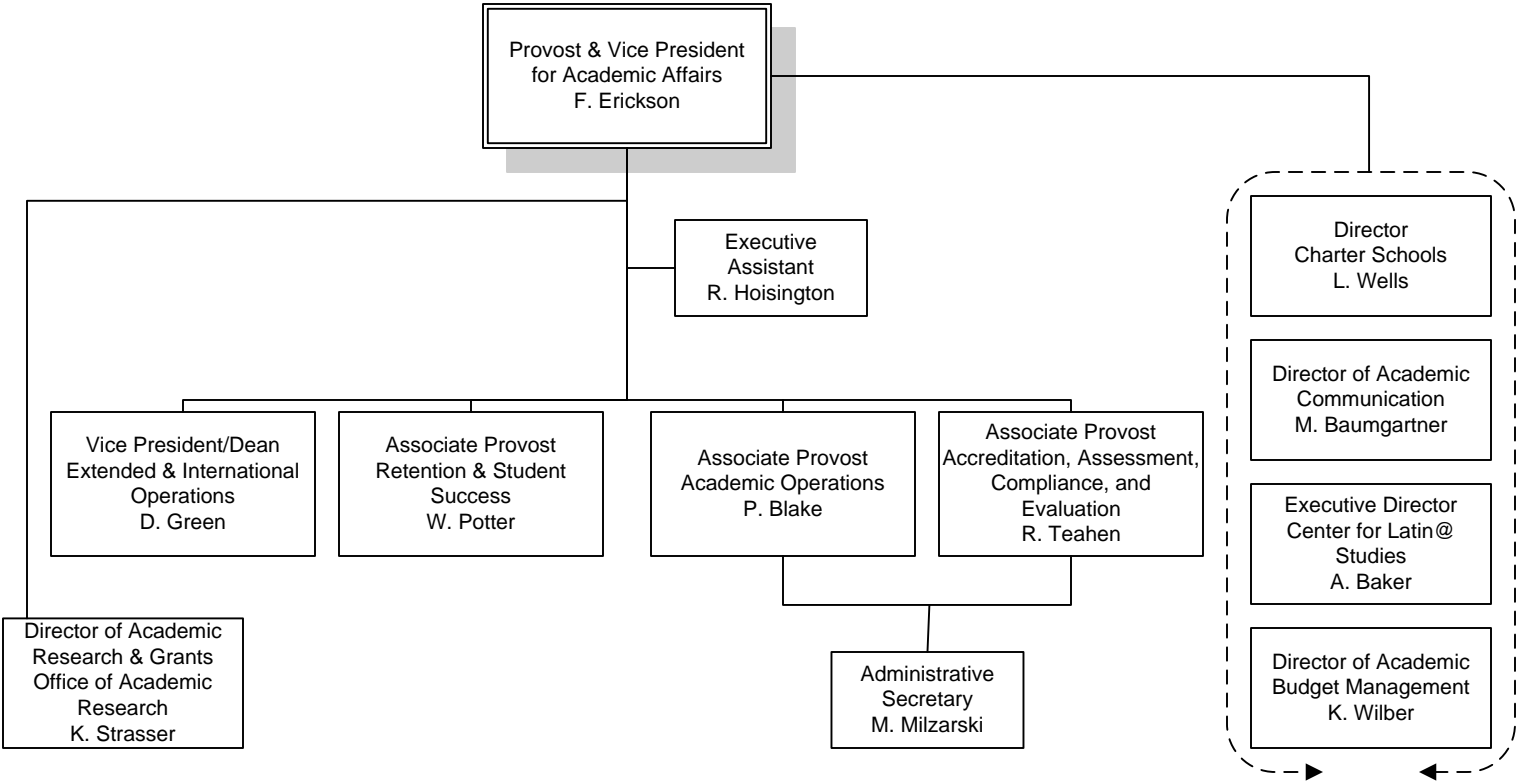


FERRIS STATE UNIVERSITY ACADEMIC AFFAIRS DIVISION



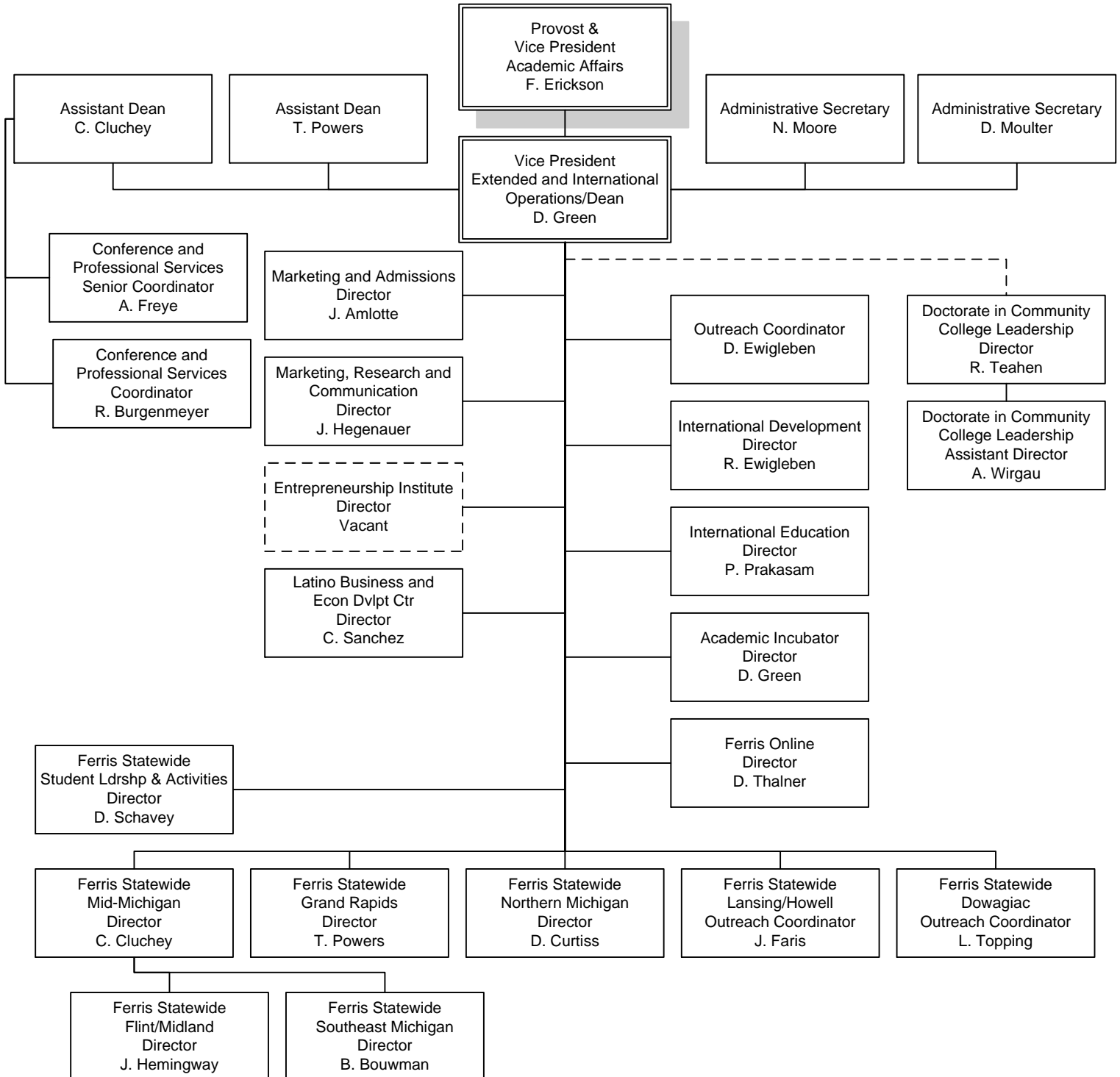
FERRIS STATE UNIVERSITY
ACADEMIC AFFAIRS DIVISION

OFFICE OF ACADEMIC AFFAIRS



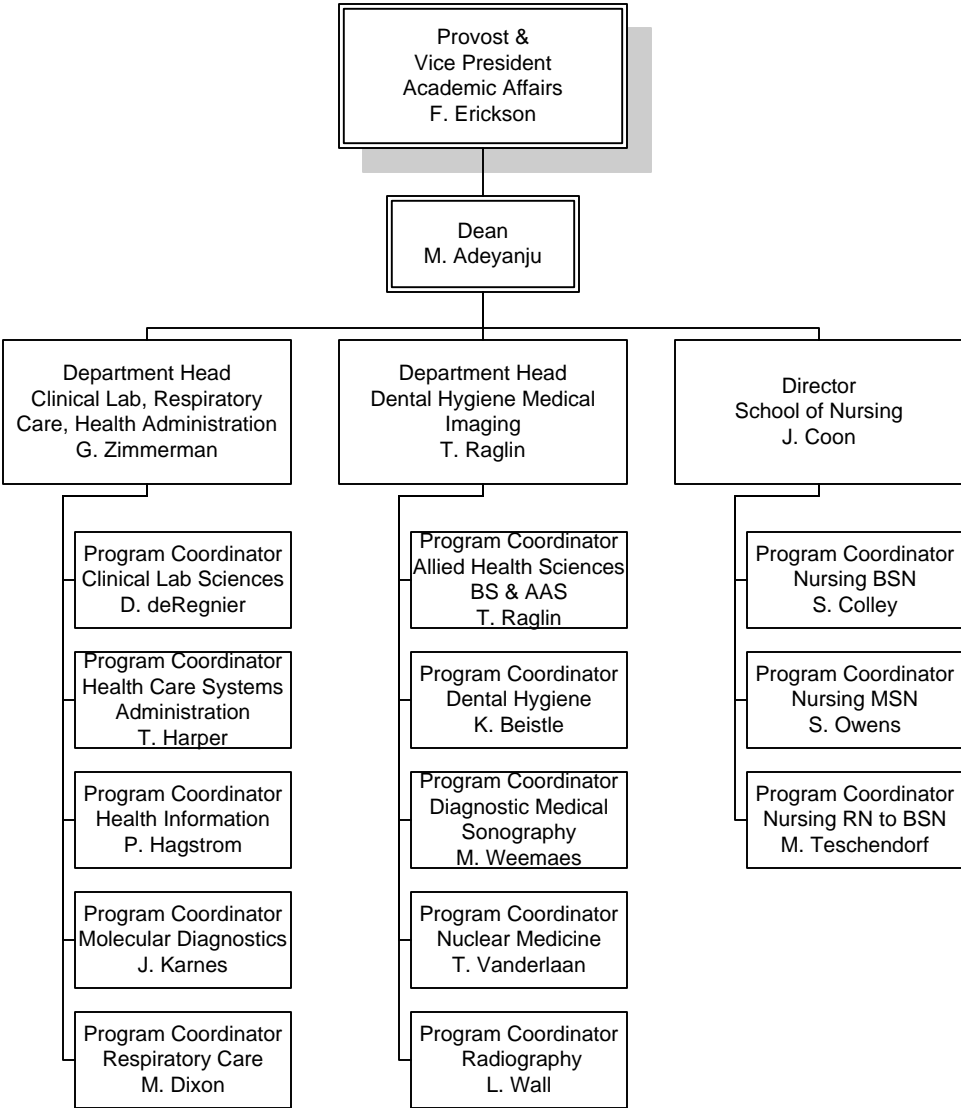
FERRIS STATE UNIVERSITY
ACADEMIC AFFAIRS DIVISION

EXTENDED & INTERNATIONAL OPERATIONS



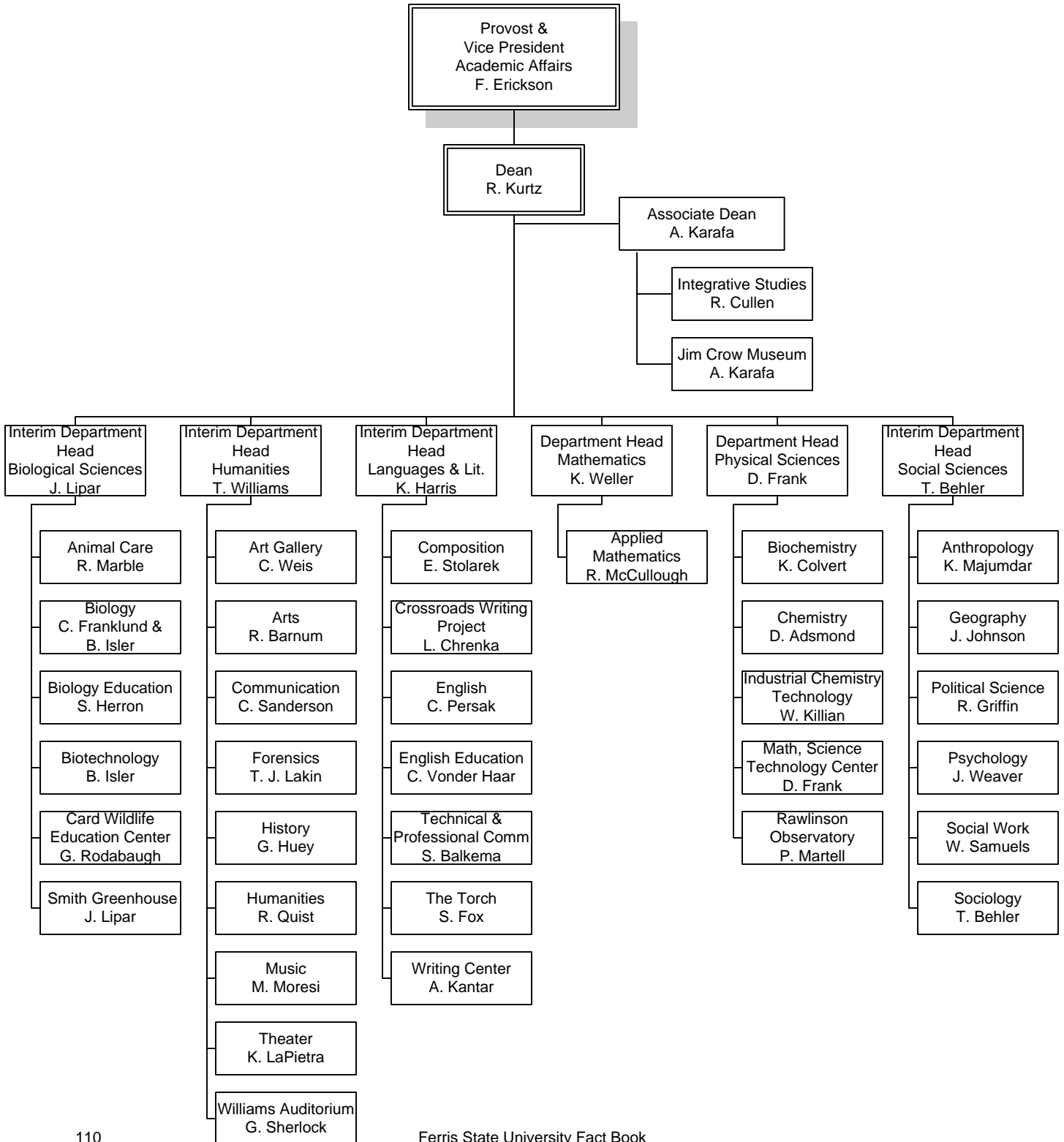
FERRIS STATE UNIVERSITY
ACADEMIC AFFAIRS DIVISION

COLLEGE OF ALLIED HEALTH SCIENCES



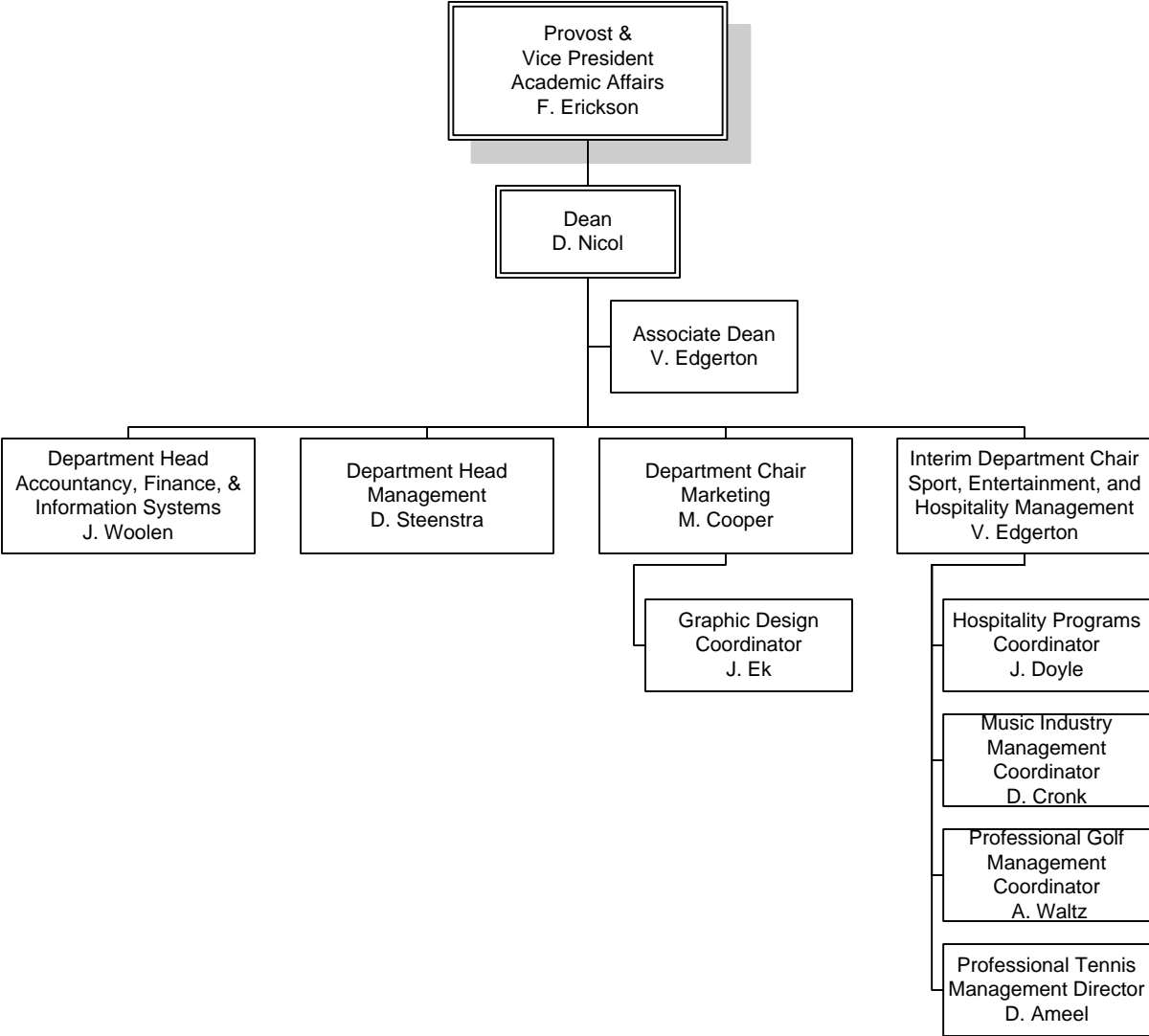
FERRIS STATE UNIVERSITY
ACADEMIC AFFAIRS DIVISION

COLLEGE OF ARTS & SCIENCES



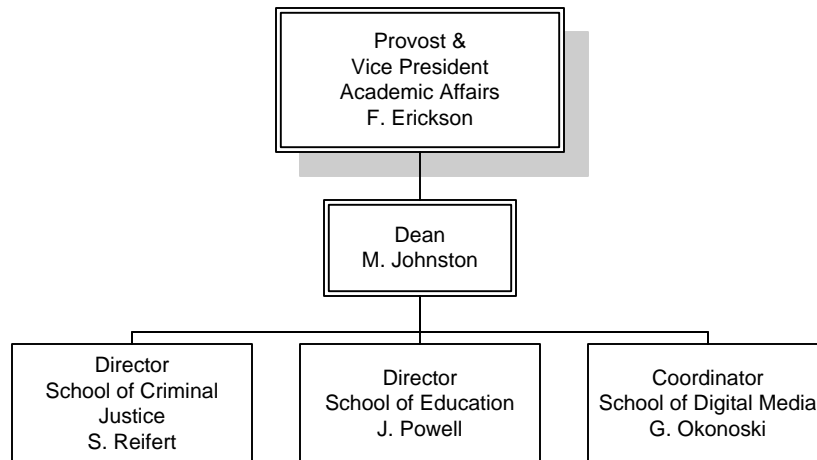
FERRIS STATE UNIVERSITY
ACADEMIC AFFAIRS DIVISION

COLLEGE OF BUSINESS



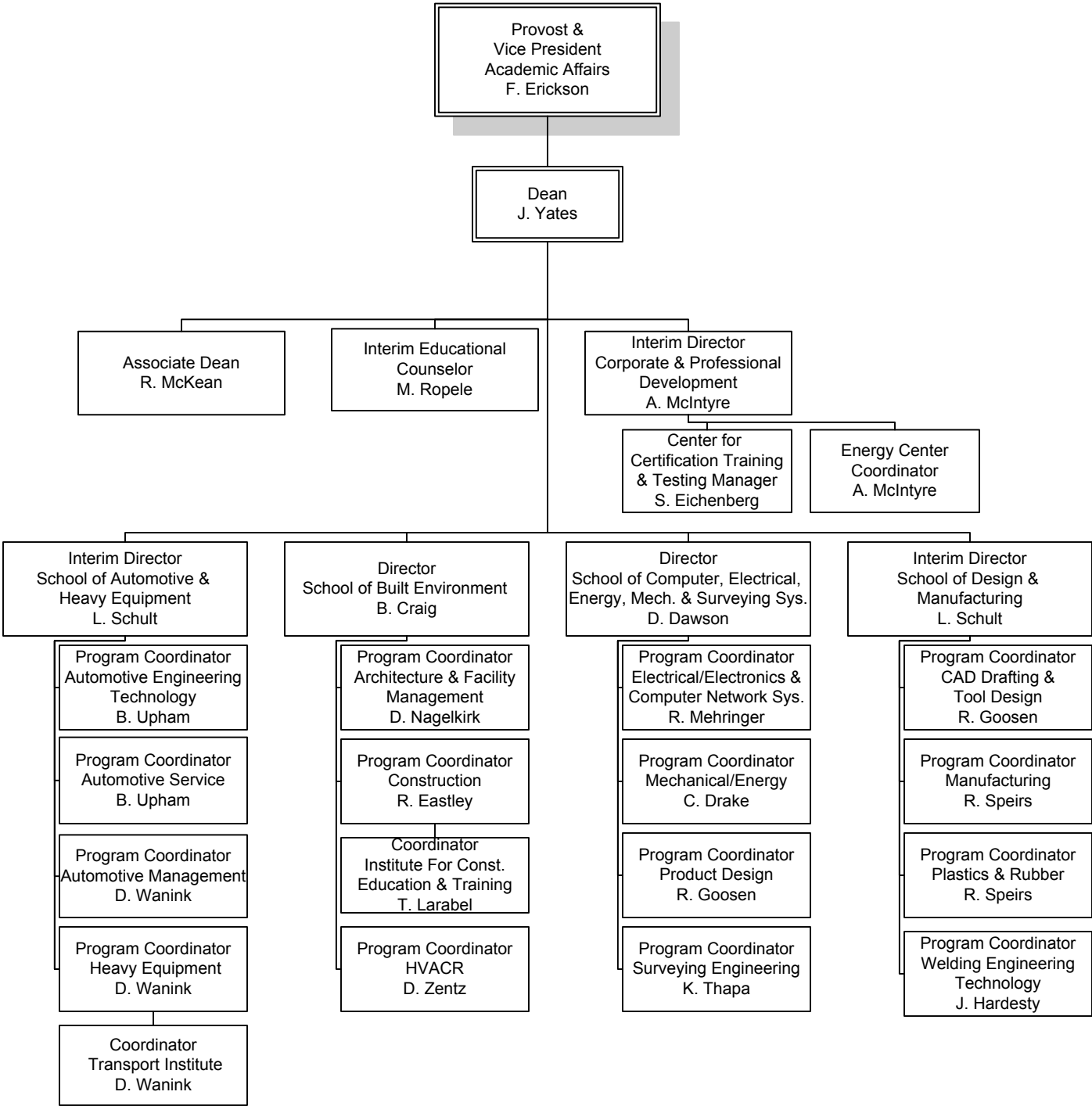
FERRIS STATE UNIVERSITY
ACADEMIC AFFAIRS DIVISION

COLLEGE OF EDUCATION & HUMAN SERVICES

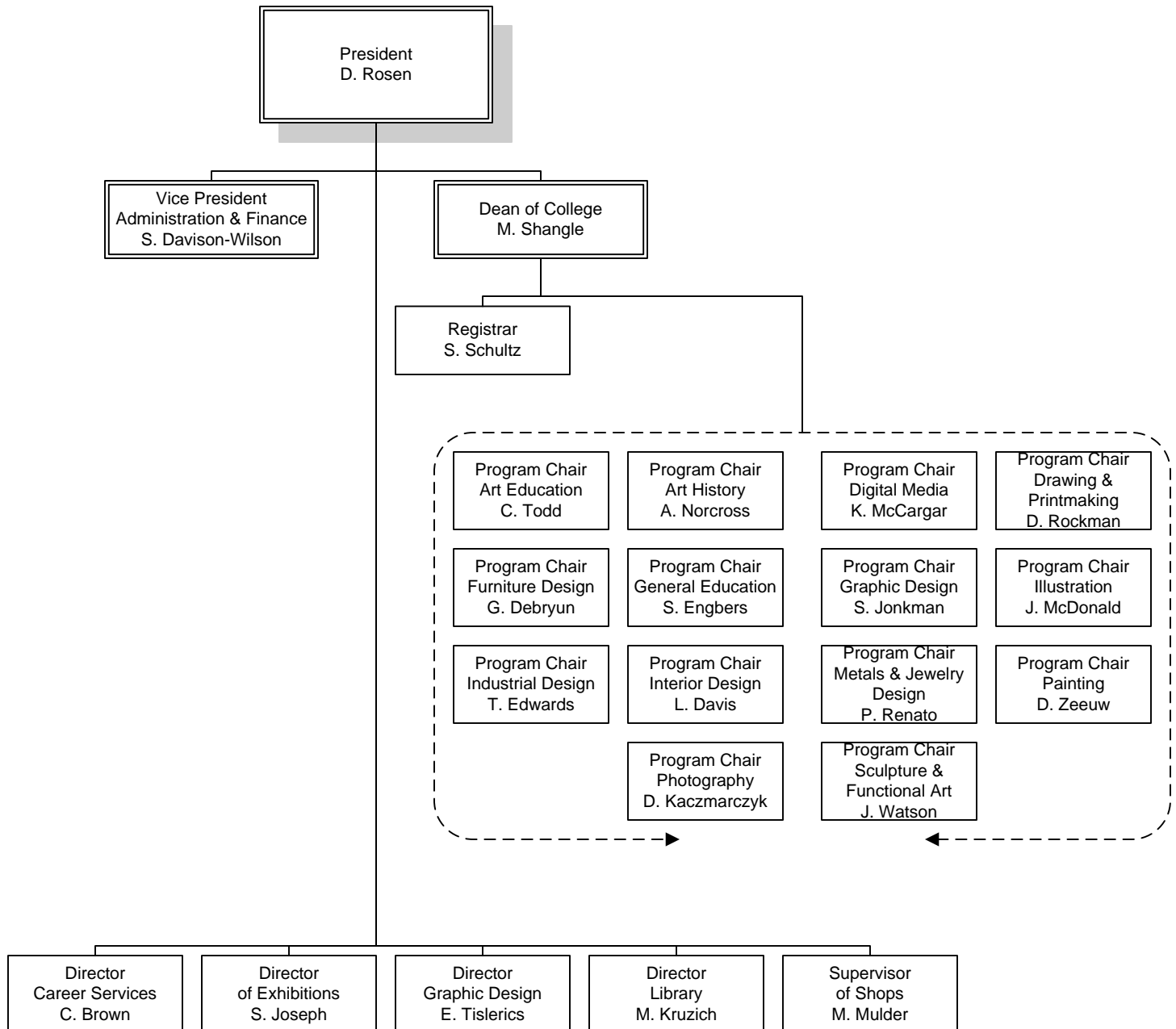


FERRIS STATE UNIVERSITY
ACADEMIC AFFAIRS DIVISION

COLLEGE OF ENGINEERING TECHNOLOGY

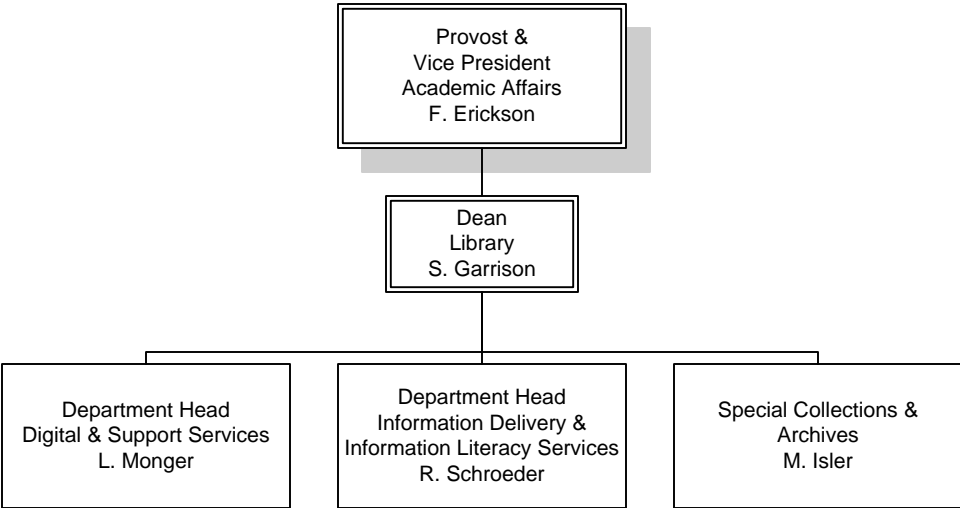


FERRIS STATE UNIVERSITY
KENDALL COLLEGE OF ART & DESIGN



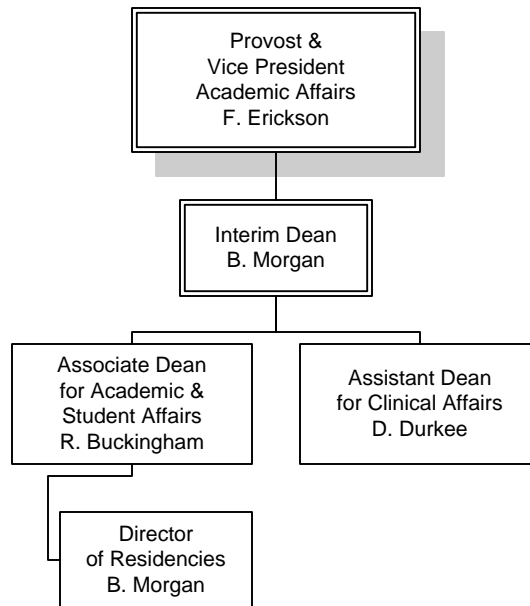
FERRIS STATE UNIVERSITY
ACADEMIC AFFAIRS DIVISION

LIBRARY



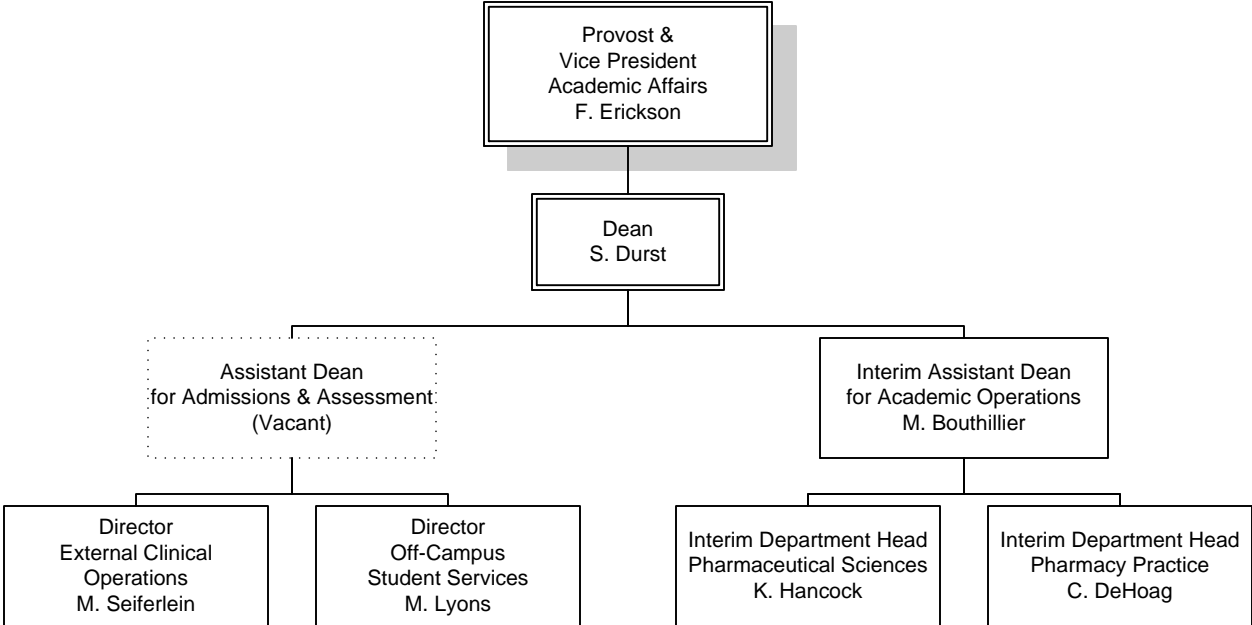
FERRIS STATE UNIVERSITY
ACADEMIC AFFAIRS DIVISION

MICHIGAN COLLEGE OF OPTOMETRY AT FERRIS STATE UNIVERSITY



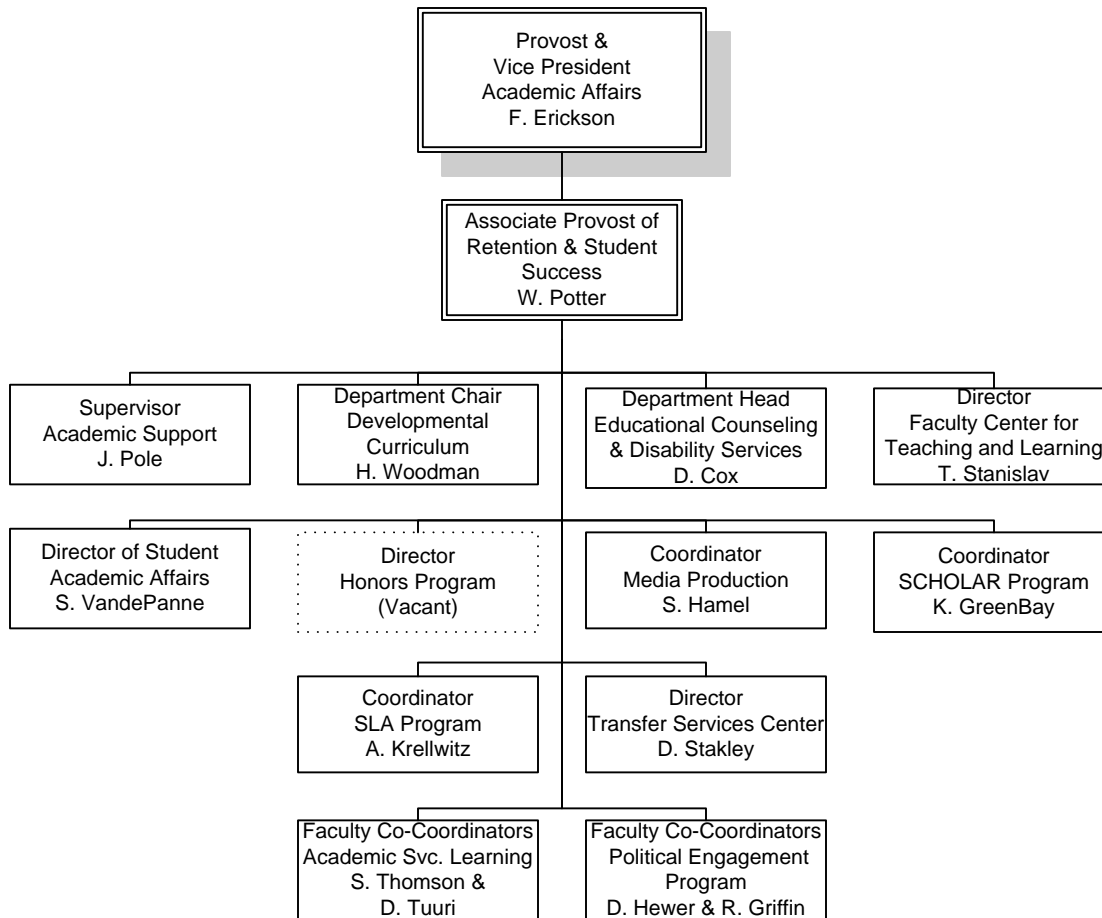
FERRIS STATE UNIVERSITY
ACADEMIC AFFAIRS DIVISION

COLLEGE OF PHARMACY



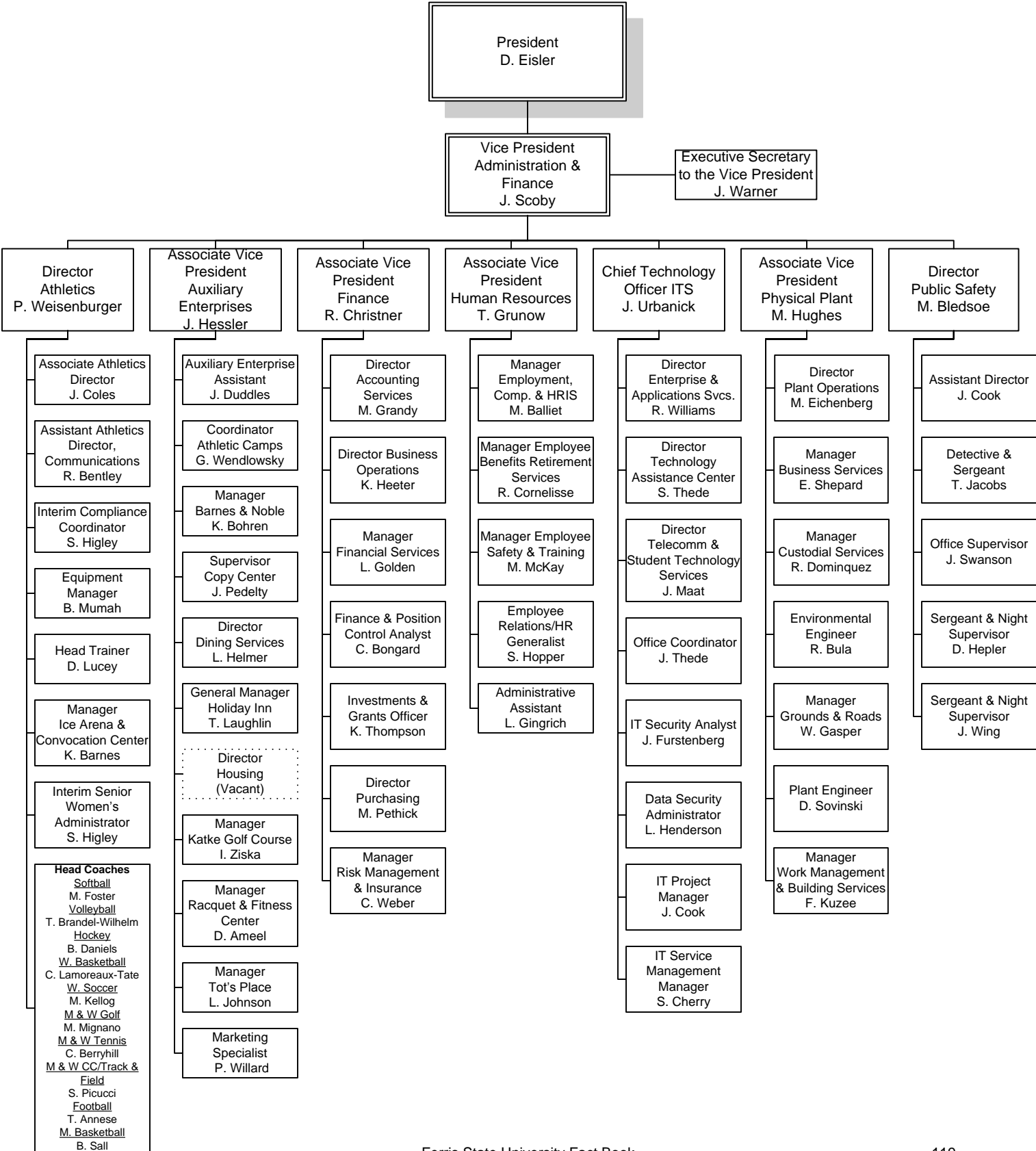
FERRIS STATE UNIVERSITY
ACADEMIC AFFAIRS DIVISION

RETENTION & STUDENT SUCCESS



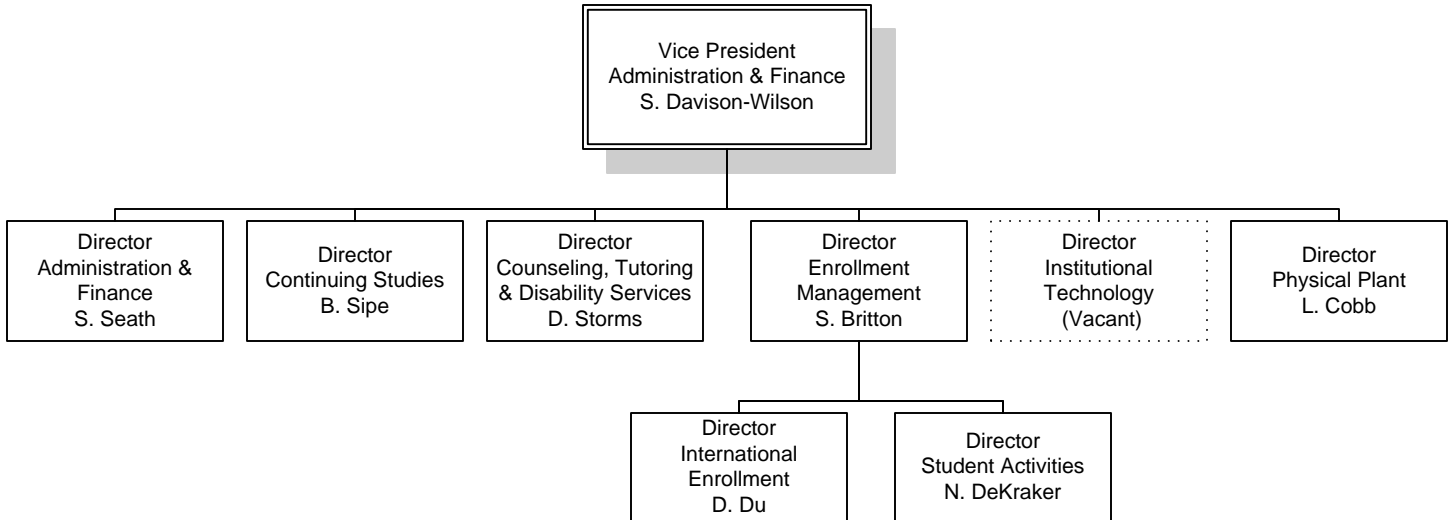
FERRIS STATE UNIVERSITY

ADMINISTRATION & FINANCE DIVISION



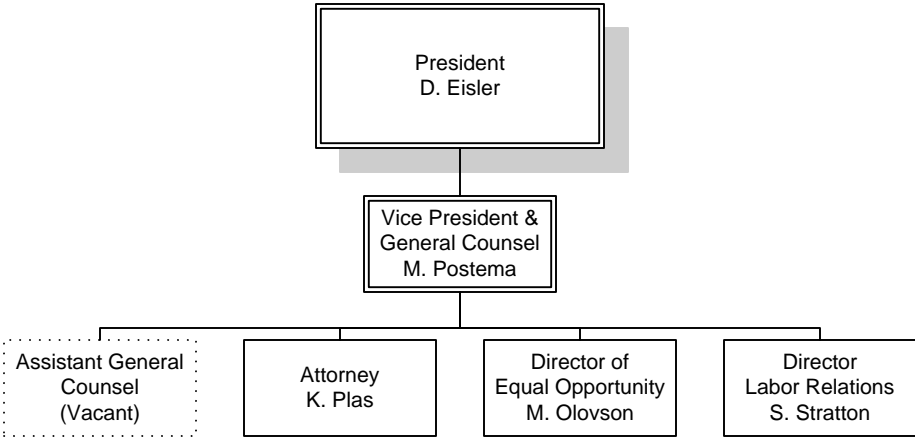
FERRIS STATE UNIVERSITY
KENDALL COLLEGE OF ART & DESIGN

ADMINISTRATION & FINANCE

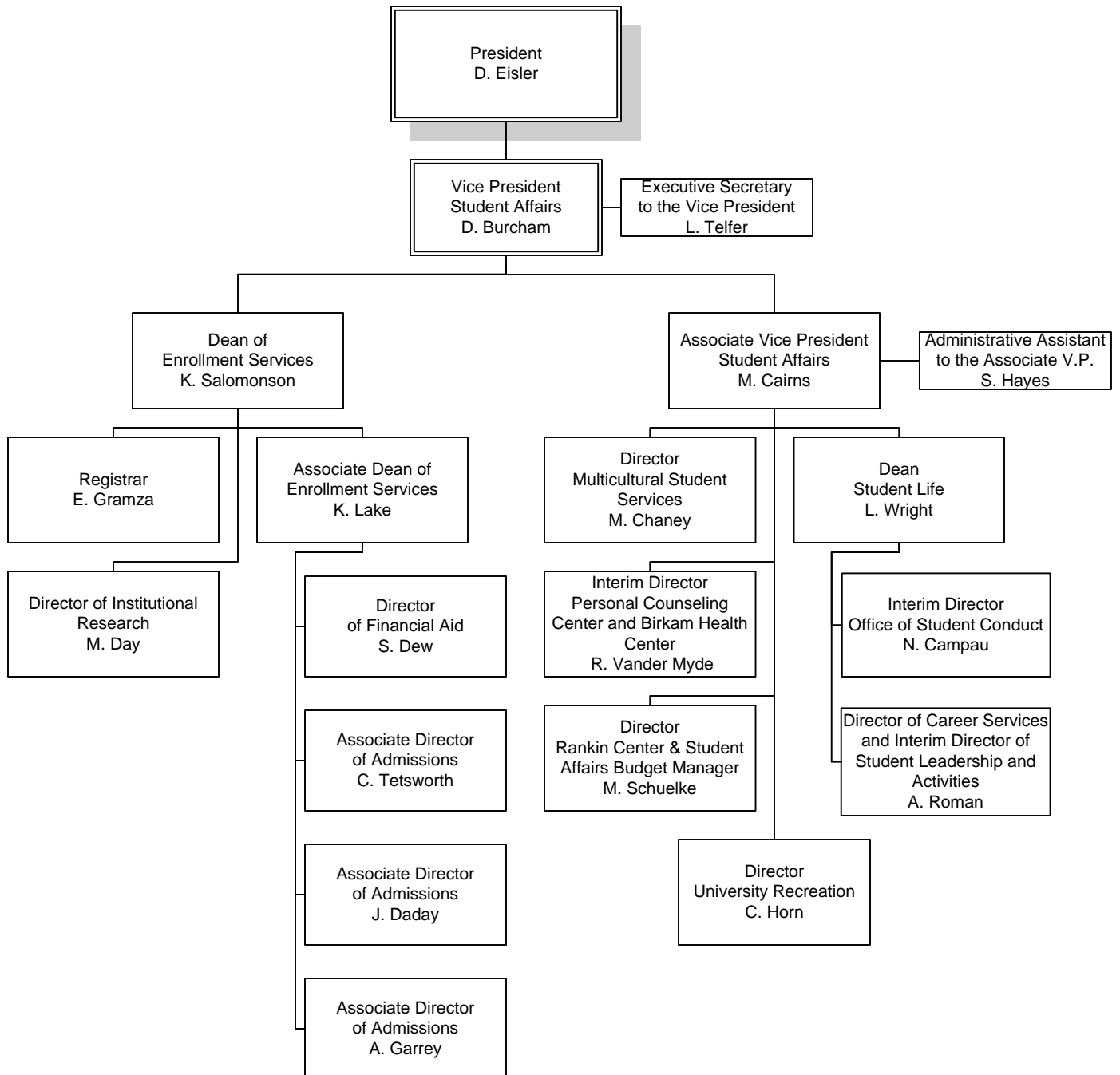


FERRIS STATE UNIVERSITY

GOVERNMENTAL RELATIONS & GENERAL COUNSEL

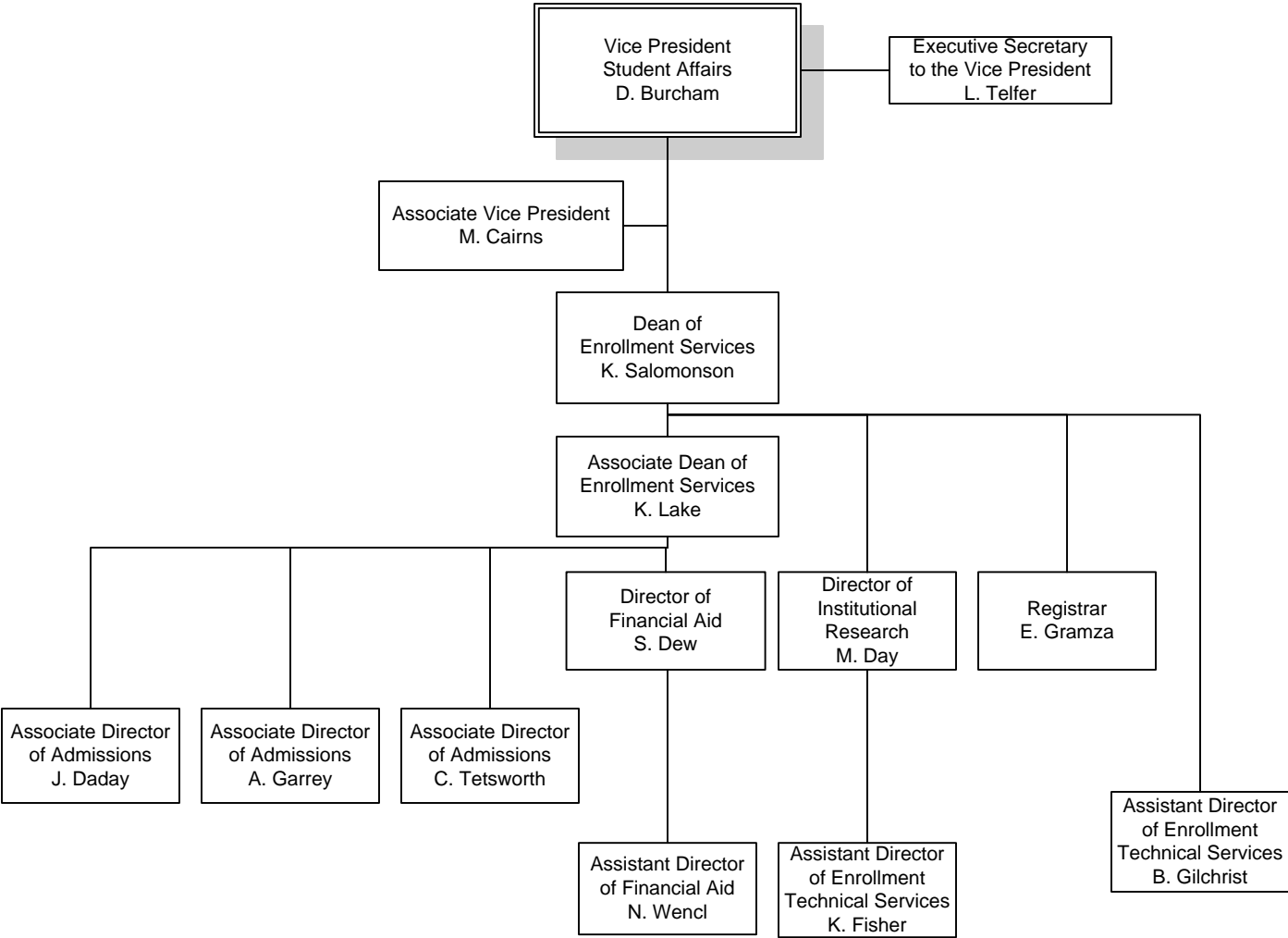


FERRIS STATE UNIVERSITY STUDENT AFFAIRS DIVISION



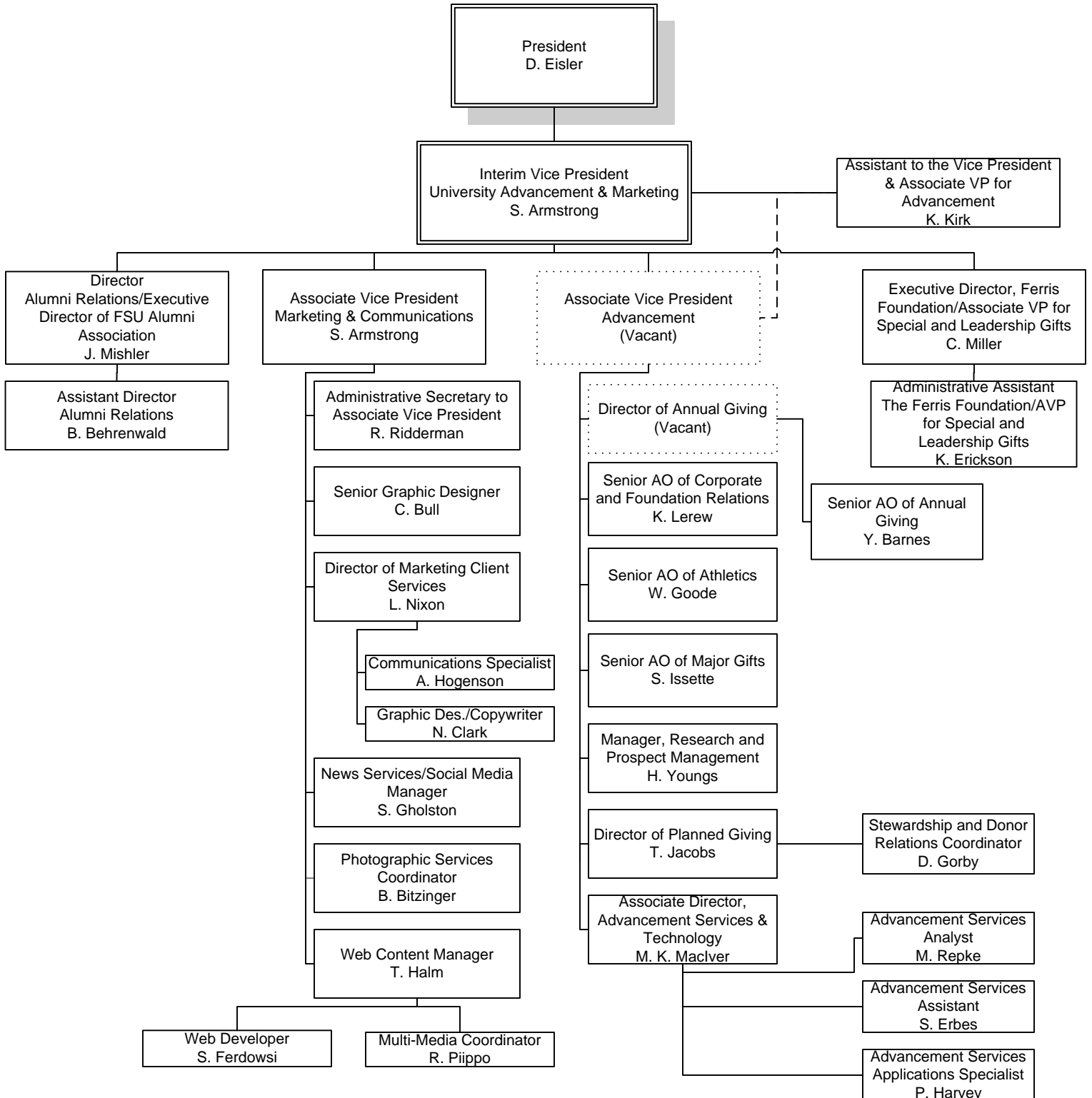
FERRIS STATE UNIVERSITY
STUDENT AFFAIRS DIVISION

ENROLLMENT SERVICES



FERRIS STATE UNIVERSITY

UNIVERSITY ADVANCEMENT & MARKETING



ALUMNI

ALUMNI BY STATE 2012

Alabama	233	Missouri	384
Alaska	184	Montana	127
Arizona	1,294	Nebraska	92
Arkansas	152	Nevada	359
Armed Forces California	14	New Hampshire	99
Armed Forces Florida	8	New Jersey	258
Armed Forces New York	35	New Mexico	170
California	2,033	New York	621
Colorado	1,079	North Carolina	1,212
Connecticut	198	North Dakota	43
Delaware	51	Ohio	1,799
District of Columbia	49	Oklahoma	173
Florida	3,690	Oregon	285
Georgia	1,079	Pennsylvania	585
Hawaii	107	Rhode Island	23
Idaho	107	South Carolina	562
Illinois	2,566	South Dakota	68
Indiana	1,828	Tennessee	705
Iowa	227	Texas	1,801
Kansas	172	Utah	119
Kentucky	349	Vermont	46
Louisiana	101	Virginia	781
Maine	84	Washington	524
Maryland	390	West Virginia	81
Massachusetts	249	Wisconsin	1,325
Michigan	86,067	Wyoming	93
Minnesota	629	Canada	472
Mississippi	73	Other Countries	713

Source: University Advancement & Marketing

ALUMNI BY COLLEGE 2012

	<u>Active Alumni</u>	<u>Total Alumni</u>
Allied Health Sciences	16,388	16,703
Arts & Sciences	14,403	18,735
Business	36,327	41,431
Education & Human Services	13,787	14,546
Engineering Technology	26,952	28,278
Kendall College of Art & Design	5,353	5,477
Michigan College of Optometry at FSU	1,893	1,939
Pharmacy	6,555	9,015
Professional & Technological Studies	178	178
TOTAL	121,836	136,302

Total Donations - Fiscal Year 2012**\$7,057,596**

Numbers may be duplicated if a degree was earned from more than one college.

Active includes everyone except deceased alumni.

Source: University Advancement & Marketing

PLACEMENT RATES

<u>Categories</u>	<u>2006-07</u>	<u>2007-08</u>	<u>2008-09</u>	<u>2009-10</u>	<u>2010-11</u>
Placement rate includes graduates who are continuing their education or are employed.	97%	94%	88%	86%	86%
Graduates in the job market who found jobs.	93%	89%	82%	84%	86%
Graduates who found jobs, employed in their field.	85%	82%	82%	72%	75%
Response rate of graduates completing the Graduate Follow-Up Survey.	44%	37%	21%	22%	23%

Respondents who are working and continuing their education concurrently are reported in both of these categories. The placement rate includes individuals only once and does not include those not seeking employment.

<u>Categories</u>	<u>2006-07</u>	<u>2007-08</u>	<u>2008-09</u>	<u>2009-10</u>	<u>2010-11</u>
Associate Degree graduates continuing their education at Ferris State. *	47%	41%	44%	46%	44%

**Based on 4th Day Headcount*

Source: Office of Institutional Research & Testing

RECIPIENTS OF ALUMNI AWARDS

Since 1956, Commencement week activities have included the presentation by the Ferris State University Alumni Association of Distinguished Alumni Awards recognizing exceptional career success and noteworthy fidelity and devotion to the University. Recipients from 1964-2012:

<u>1964</u> Bess Rose Fishman Lewie H. Hull J. Arthur Pino	<u>1974</u> Frank Curtis Phillip Runkel Colin Smith	<u>1984</u> Richard C. Andersen Edmund D. Farhat Kenneth J. Hicks	<u>1993</u> Eugene A. DeFouw Douglas P. Johnson Barbara L. Ottinger Louis M. Sesti	<u>2004</u> Mark E. Alley Stephen R. Ehardt Dr. Gary Kadlec Richard Sauve
<u>1965</u> Leo F. Duggan C. Gordon Phillips George C. Quinnell	<u>1975</u> Rex O. Graff Fred Schnarr Chester I. Williams	<u>1985</u> Jean D. Deupree Arnold L. Johnson Bruce N. Parsons	<u>1994</u> Joseph C. Barney, Jr. Vernita Burrows R. Thomas Cook Kenneth Hoexum Robert N. Tenney	<u>2005</u> Dick Dolack Randy Seaman
<u>1966</u> L. Dale Faunce Carlton H. Runcieman	<u>1976</u> S. John Byington Gerald L. DeHaan Clare G. Johnson H. James Renaud	<u>1986</u> Richard L. Antonini Bertil G. Carlson Kenneth L. Cook Jack D. Lewis	<u>1995</u> William Adrian Jack Bates John Bradac Lawrence Marfechuk Ronald Snead	<u>2006</u> Terrence G. Gohl Ken Lawless
<u>1967</u> Albert F. Cleveland Roy A. Darling James C. Finney, Sr. Willard J. Nash	<u>1977</u> James R. Hess Florence I. Holden Robert J. Norsworthy	<u>1987</u> Roger W. Anderson Maurice Q. Bectel H. Kearney Walters	<u>1996</u> David V. Dellar	<u>2007</u> Kurt A. Barrett Emily F. Hancock
<u>1968</u> Norman E. Borgerson Ann W. Sawasky Reuben E. Trippensee	<u>1978</u> Ruth Gibson Butler Leonard W. Gopp Robert C. Redman	<u>1988</u> Marjorie L. Fleming Gordon E. Kamstra Charles E. Lippert George H. Ryan, Sr.	<u>1997</u> John Wheeler	<u>2008</u> Brian F. Barry Michael J. Bettiga Paul T. Doyle David L. Stickle
<u>1969</u> Carroll Boutell Elmon Cataline	<u>1979</u> Peggy A. Frazier Thomas P. Scholler Lee A. Westberg	<u>1989</u> Albert J. Coudron Kenneth W. Kirk George J. Menoutes Jerry R. Tubbs	<u>1998</u> Steve Harvey	<u>2009</u> Ronald Mahoney Tim Moore Mary Jane Thomson
<u>1970</u> Charles E. Fairman Ethel Taylor Pierce John Stahlin	<u>1980</u> E. Elaine Davies Kuno Hammerberg	<u>1990</u> Philip E. Hoffman Dennis B. Lerner Roger G. Stoll Clinton L. Swinehart	<u>1999</u> Jerry Woodcock	<u>2010</u> Raymond Baker Brent Knight James Rhodes Mark Swan John Trestrail III
<u>1971</u> Stanley J. Byington Gerald McKessey Raymond Sines	<u>1981</u> Alvin L. Burridge Floyd E. Curtis Avis J. Ericson	<u>1991</u> Darroll Z. Howard Jane Reagan Jones Kenneth E. McCourt	<u>2000</u> Daniel F. Niccolai	<u>2011</u> Richard L. Antonini II John Matlock Curt McAllister
<u>1972</u> Clarence Freeman Delbert Long Ramsay Wardrop	<u>1982</u> Howard L. Dell Jack M. Newcomb Rena D. Westra	<u>1992</u> Paul E. Boyer Richard E. Hurst Carolyn C. Kilpatrick James Middaugh	<u>2001</u> Robert S. Buckingham John D. Chinonis Robyn D. Myers Robert K. Scranton	<u>2012</u> John Trestrail III Richard L. Antonini II John Matlock Curt McAllister Karl Huffman Ron Nichols George Nicolas Terrence Rollins Hazel Seaba Teresa Szymanski
<u>1973</u> Bert C. Brennan Albert B. Doherty, III John W. Spicer Fred A. Westerman			<u>2002</u> John C. Bond Joseph J. Corcoran II James B. Meyer	
	<u>1983</u> Douglas W. Call Darnell E. Cole Margaret Ethel Denise Elton "Ott" Gingrich		<u>2003</u> William J. Buckingham Suzette Compton	

The Pacesetter Award recognizes alumni who have been in the job field up to 13 years with exceptional success. Recipients are:

<u>1999</u> Brenda Bartz Lisa Dexter	<u>2002</u> Mechele A. Churchfield Scott M. Mark	<u>2005</u> Mark Guindon Michael Pung	<u>2008</u> Michael J. Oxner	<u>2011</u> Jason Mitchell Ryan Pohl Corey Wiggins
<u>2000</u> Frank (Luke) Wyckoff	<u>2003</u> James P. Chenier Mary Lee Pakieser	<u>2006</u> William Davis Michael Travis	<u>2009</u> Scott French Kathy LeMieux Mimi Miles	<u>2012</u> Jessica Wortley Adler David Cox Recco Richardson
<u>2001</u> Paul M. Eichenberg Thomas L. Miller	<u>2004</u> Bradley A. Henion Kenneth W. Mance Mathew M. Vivona	<u>2007</u> Keith Guy Barbara Horn Michael Moll Scott Seifferlein	<u>2010</u> James Maher	

Source: University Advancement and Marketing

BUDGET

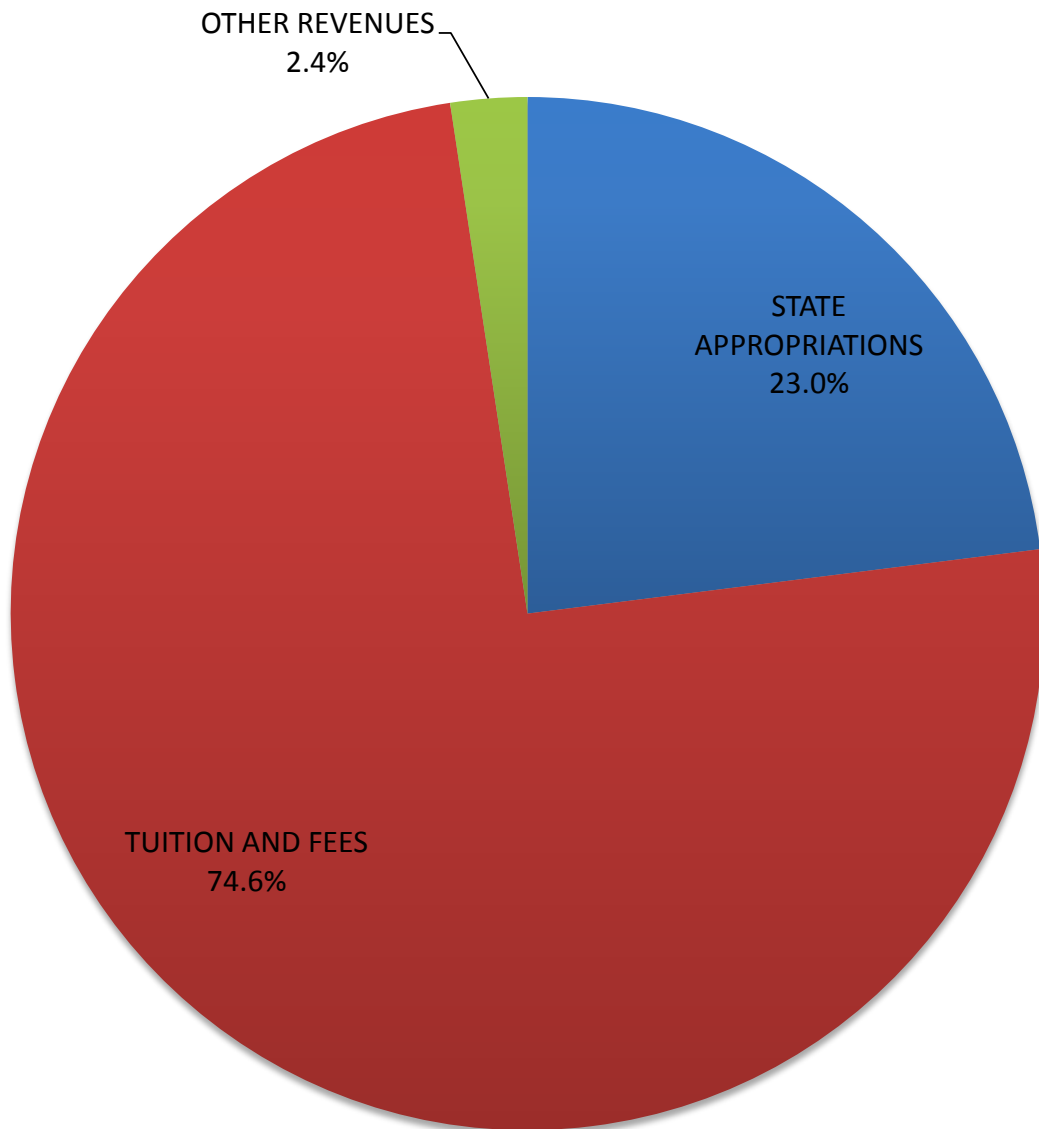
FERRIS STATE UNIVERSITY
FY 2012-13 GENERAL FUND OPERATING BUDGET
 (AMOUNTS IN MILLIONS)

<u>REVENUES</u>	FY 2012-13 <u>OPERATING BUDGET</u>
STATE APPROPRIATIONS	
BASE	\$41.3
ONE TIME	\$2.9
TUITION/FEES	\$143.3
OTHER REVENUES	\$4.6
<i>TOTAL REVENUE</i>	<i>\$192.1</i>
<u>EXPENDITURES</u>	
SALARY/WAGE/BENEFIT	\$134.3
OPERATING EXPENSE	\$37.4
STUDENT ASSISTANCE	
BASE	\$17.8
ONE TIME	\$2.6
<i>TOTAL EXPENDITURES</i>	<i>\$192.1</i>
 REVENUE/EXPENDITURE NET	 \$0

Source: Office of Budgetary Planning & Analysis, General Fund Operating Budget FY- 12/13

**FERRIS STATE UNIVERSITY
REVENUE SUMMARY
(AMOUNTS IN MILLIONS)**

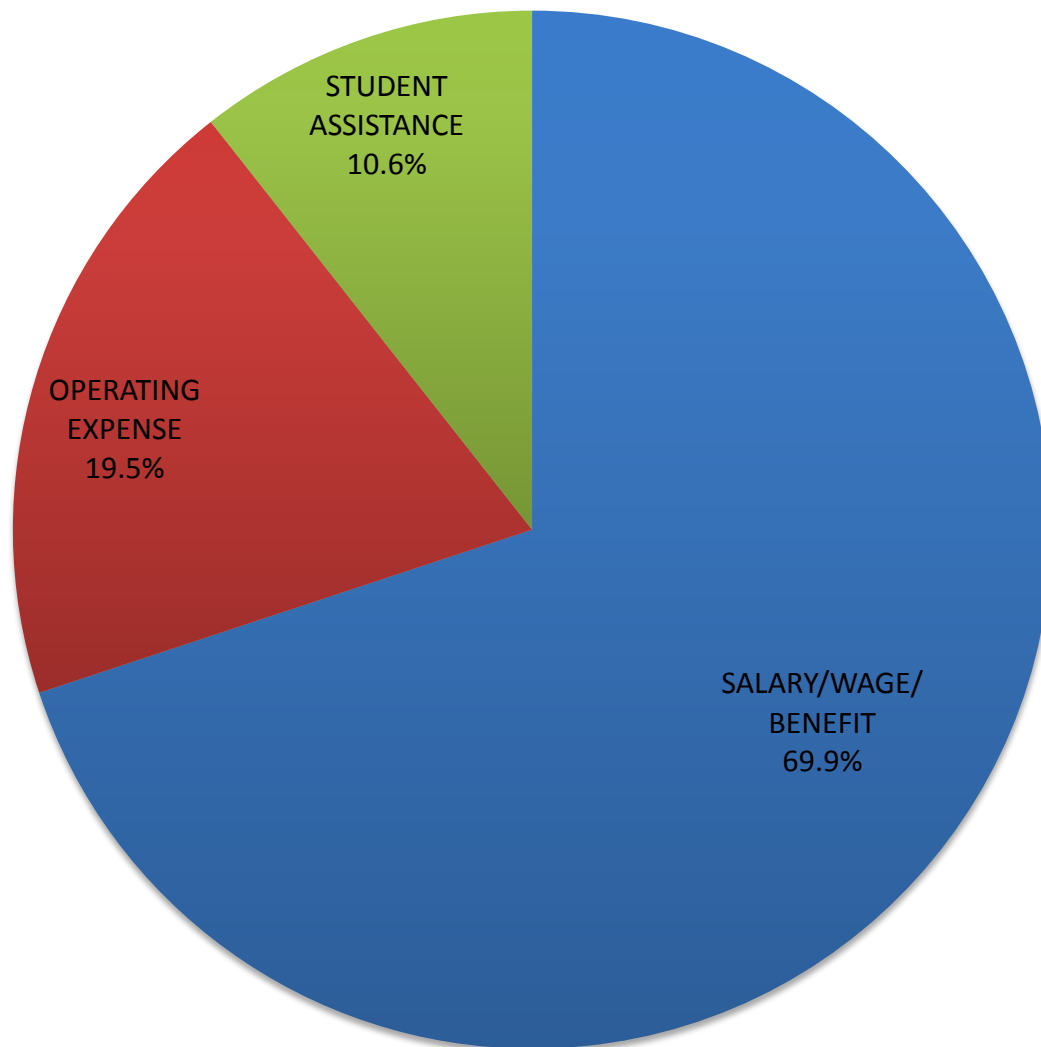
	AMOUNT	PERCENT
STATE APPROPRIATIONS	\$44.2	23.0%
TUITION AND FEES	\$143.3	74.6%
OTHER REVENUES	<u>\$4.6</u>	<u>2.4%</u>
TOTAL	\$192.1	100%



Source: Office of Budgetary Planning & Analysis, General Fund Operating Budget FY- 12/13

**FERRIS STATE UNIVERSITY
EXPENDITURE SUMMARY**
(AMOUNTS IN MILLIONS)

	AMOUNT	PERCENT
SALARY/WAGE/BENEFIT	\$134.3	69.9%
OPERATING EXPENSE	\$37.4	19.5%
STUDENT ASSISTANCE	<u>\$20.4</u>	<u>10.6%</u>
TOTAL	\$192.1	100%



Source: Office of Budgetary Planning & Analysis, General Fund Operating Budget FY- 12/13

FACILITIES

STATEMENT OF FACILITIES AT THE BIG RAPIDS CAMPUS

GENERAL FUNDED FACILITIES

# OF BUILDINGS	BUILDING	SQUARE FEET	CUBIC FEET	CONSTRUCTED OR IMPROVED
1.00	ALUMNI BUILDING	34,600	510,000	1929
1.00	ARTS/SCIENCE COMMONS	79,259	1,054,984	1996-99
1.00	AUTOMOTIVE CENTER	77,000	1,235,400	1956-88
1.00	BISHOP HALL	50,900	480,600	1968-87
1.00	BUSINESS BUILDING	90,600	700,000	1970
1.00	CARRILON TOWER	100	4,900	1968
1.00	CREATIVE ARTS	7,200	93,900	1965
1.00	DEPARTMENT OF PUBLIC SAFETY	400	3,200	1959-83-99-03
1.00	ELASTOMER/PLASTICS CENTER	43,392	510,555	1987-99
0.67	EWIGLEBEN SPORTS COMPLEX	76,600	1,280,806	1974-82-99
1.00	FLITE LIBRARY	173,484	2,081,800	2001
1.00	GENERAL SERVICES ANNEX	15,282	320,922	2005
1.00	GENERAL SERVICES BUILDING	28,571	518,885	1984-88-05
3.00	GENERAL SERVICES GROUNDS	7,232	80,856	1979-06
1.00	GRANGER CENTER (CTC)	75,298	1,358,200	1962-03
0.50	HEALTH CENTER (50%)	9,200	91,250	1959-67
1.00	HEAVY EQUIPMENT TECHNOLOGY	52,000	1,188,000	1987
1.00	INSTRUCTIONAL RESOURCE CENTER	61,425	683,800	1969-2008
1.00	JOHNSON HALL	33,600	328,600	1959
1.00	MCKESSY BARN	2,000	36,000	1989
1.00	MCKESSY HOUSE	2,800	23,000	1989-97
1.00	MICHIGAN COLLEGE OF OPTOMETRY	86,104	11,193,520	2010
1.00	MUSIC CENTER	10,000	137,900	1962
1.00	NORTH STORAGE FACILITY	10,711	152,900	2001
1.00	PHARMACY BUILDING	62,200	1,214,300	1972
1.00	POWER PLANT	19,900	421,900	1955-88
1.00	PRAKKEN BUILDING	42,100	503,900	1952
1.00	SCIENCE BUILDING	109,148	1,697,000	1955-67-97-99
1.00	STARR BUILDING	86,400	1,607,200	1962-96
1.00	STUDENT RECREATION CENTER	116,051	2,397,416	1962-99
1.00	SWAN BUILDING	133,680	1,706,200	1966-88-2004
1.00	TIMME CRT FOR STUDENT SERVICES	59,179	752,227	1967-02
1.00	TOP TAGGART WHEELER PAVILION	10,593	152,000	2001
1.00	VFS ALLIED HEALTH BUILDING	67,400	1,493,800	1979
1.00	WEST BUILDING	23,700	292,500	1952-85
1.00	WEST COMMONS	19,800	269,300	1968
37.17	TOTAL GENERAL FUNDED	1,777,909	36,577,721	

Source: Plant Operational Services (10/15/12)

FACILITIES

STATEMENT OF FACILITIES AT THE BIG RAPIDS CAMPUS

NON-GENERAL FUNDED FACILITIES

# OF BUILDINGS	BUILDING	SQUARE FEET	CUBIC FEET	CONSTRUCTED OR IMPROVED
2.00	BOND HALL	90,500	820,400	1966
1.00	BROPHY HALL	47,000	482,750	1962
1.00	CARLISLE HALL	47,200	423,000	1957
1.00	CLARK HALL	41,500	360,900	1960
1.00	CONFERENCE CENTER	25,238	380,000	1990
1.00	COPY CENTER PERRY STREET	2,070	30,015	2006
3.00	CORPORATE & PROF DEVELOP CTR	16,836	192,612	1985-87
1.00	CRAMER HALL	91,700	824,700	1969
2.00	EAST CAMPUS APTS. BLDG H & K	16,138	141,377	1955-2010
3.00	EAST CAMPUS SUITES BLDG 1, 2, 3	107,910	971,190	2010
1.00	HALLISY HALL	44,700	406,000	1958
0.50	HEALTH CENTER (50%)	9,200	91,250	1959-67
1.00	HELEN FERRIS HALL	44,300	383,000	1956
1.00	HENDERSON HALL	44,900	405,500	1965
1.00	HOLIDAY INN HOTEL	72,789	582,000	1990
0.33	ICE ARENA	69,460	980,570	1974-99
1.00	KATKE GOLF CART STORAGE	2,800	27,600	1984
1.00	KATKE GOLF CLUB HOUSE	5,700	57,000	2000
1.00	KATKE GOLF MAINTENANCE BLD.	3,200	44,800	1974
1.00	KNOLLCREST COMMONS	11,094	292,860	1961
1.00	MASSELINK COMPLEX	104,700	942,300	1955-58
1.00	MCNERNEY HALL	47,000	482,750	1962
1.00	MERRILL HALL	51,700	515,050	1961
1.00	MILLER HALL	47,382	444,245	1963
1.00	PICKELL HALL	50,400	468,600	1964
1.00	PUTERBAUGH HALL	46,400	436,400	1965
1.00	RACQUET BALL FACILITY	50,884	1,244,000	1980-87-01
1.00	RANKIN CENTER	109,100	1,385,900	1958-87
4.00	SOUTH CAMPUS APTS.	42,560	373,120	1958-2009
1.00	SOUTH COMMONS ROCK	34,020	418,937	1963-64-94-09
1.00	SOUTHWEST COMMONS	19,500	253,600	1965-86
1.00	SOUTHWEST POWER PLANT	2,200	33,200	1964
1.00	TAGGART HALL	47,800	450,600	1964
1.00	TRAVIS HALL	51,700	515,050	1961
1.00	VANDERCOOK HALL	41,500	386,350	1957-98
1.00	WARD HALL	41,320	407,260	1963
32.00	WEST CAMPUS APTS.	242,870	5,100,270	1995
1.00	WEST CAMPUS COMMUNITY BLDG.	5,785	52,000	1996
1.00	WOMEN'S SOFTBALL FACILITY	1,008	25,200	2001
77.83	TOTAL NON-GENERAL FUNDED	1,832,064	21,832,356	
115.00	GRAND TOTAL	3,609,973	58,410,077	

Source: Plant Operational Services (10/15/12)

BUILDING KEY

Allied Health (Victor F. Spathelf Center).....	E5
Alumni Building.....	B2
Arts & Sciences Commons.....	C3
(College of Arts and Sciences)	
Automotive Center.....	B2
(College of Engineering Technology)	
Birkham Health Center.....	E3
Bishop Hall.....	F6
(College of Education/Tot's Place)	
Bituminous Lab.....	A2
Bond Hall (North and South).....	F5
Bookstore (Rankin Center).....	D3
Brophy Hall.....	G3
Business Building.....	F4
(College of Business)	
Carlisle Hall.....	C2
Clark Hall.....	D3
Copy Center.....	D4
Corporate and Professional Development Center.....	A1
Cramer Hall.....	F6
Creative Arts Center.....	G5
East Campus Apartments.....	E2
East Campus Suites.....	E1
Ewigleben Sports Complex.....	H5
FLITE Library.....	D4
General Services Annex.....	I4
General Services Building.....	H4
Granger Center for Construction and HVAC.....	B3
Hallisy Hall.....	E4
Heavy Equipment Center.....	H5
(College of Engineering Technology)	
Helen Ferris Hall.....	D3
Henderson Hall.....	G4
Holiday Inn Conference Center.....	D9
Institute for Construction Education and Training.....	A1

PARKING KEY

- Commuter
- Faculty and Staff
- Residence Hall Students
- Campus Apartment Students
- Commuter/Residence Hall Parking
- Patient Parking
- Meter Parking
- Emergency Phone
- Bus Stop

LOT KEY

 Commuter Parking	Lot 1.....D2	Lot 20.....H5	Lot 50.....C3
	Lot 2.....D2	Lot 27.....E4	Lot 55.....E7
	Lot 6.....F6	Lot 28.....E6	Lot 57.....B2
	Lot 17.....E2	Lot 29.....C2	Lot 64.....F6
	Lot 18.....C4	Lot 36.....F3	
	Lot 19.....E5	Lot 37.....F3	
 Faculty/Staff Parking	Lot 1.....C2	Lot 30.....E2	Lot 48.....H5
	Lot 2.....D2	Lot 31.....D2	Lot 51.....A1
	Lot 7.....B3	Lot 33.....E4	Lot 52.....A1
	Lot 7A.....B2	Lot 34.....E3	Lot 53.....G3
	Lot 8B.....B2	Lot 35.....F3	Lot 56.....F6
	Lot 8C.....C2	Lot 38.....E2	Lot 58.....H5
	Lot 10.....C4	Lot 39.....G3	Lot 59.....H5
	Lot 15.....E2	Lot 40.....H3	Lot 63.....E3
	Lot 19.....E5	Lot 42.....F5	Lot 71.....C3
	Lot 22.....D4	Lot 44.....G5	
	Lot 24.....C3	Lot 45.....F6	
	Lot 27.....D4	Lot 46.....H4	

Interdisciplinary Resource Center (IRC).....	F4
Johnson Hall.....	D2
Katke Golf Course.....	E9
Knollcrest Commons.....	G3
(Professional Golf Management)	
Masselink Hall (East and West).....	C2
McKessy House.....	C4
McNerney Hall.....	H3
Merrill Hall.....	H3
Michigan College of Optometry.....	E4
(College of Optometry)	
Miller Hall.....	G4
Music Activities Center.....	D3
National Elastomer Center.....	D2
(College of Engineering Technology)	
North Storage.....	C4
Pharmacy Building.....	F5
(College of Pharmacy)	
Pickell Hall.....	G3
Power Plant.....	C3
Prakken Building.....	B2
Public Safety (West Commons).....	F6
Puterbaugh Hall.....	F4
Quiznos (Rankin Center).....	D3
Racquet Facility & Fitness Center.....	J3
Rankin Student Center.....	D3
(FSU Bookstore/Dome Room)	
Residential Life Office (Rankin Center).....	D3
Rock Cafe (South Commons).....	G3
Science Building.....	C3
(College of Arts & Sciences)	
Science Chiller Complex.....	C4
South Campus Apartments.....	F2
South Storage.....	I3
Southwest Commons.....	F5
Southwest Heating Plant.....	G5
Starbucks Coffee (IRC).....	F4
Starr Educational Center.....	D4
(College of Arts & Sciences/Jim Crow Museum)	
Student Recreational Center.....	E2
(Field House/Swimming Pool)	
Swan Technical Arts Building.....	D2
(College of Engineering Technology)	
Taggart Hall.....	F4
Timme Center for Student Services.....	E4
(Admissions, Business Office)	
(Financial Aid Office, President's Office)	
Top Taggart Field.....	E3
Travis Hall.....	H3
Vandercok Hall.....	D4
Ward Hall.....	G4
West Building.....	B2
West Campus Apartments.....	F7
West Campus Community Center.....	F7
West Commons.....	F6
Westview Dining (Rankin Center).....	D3
Wheeler Pavilion.....	E3
Williams Auditorium.....	C4

 Residence Hall Parking	Lot 3.....E3	Lot 23.....H6	Lot 70.....E8
	Lot 4.....H4	Lot 28.....E6	
	Lot 5.....F5	Lot 47.....H6	
	Lot 9.....C3	Lot 54.....F6	
	Lot 21.....F2	Lot 61.....H3	
 Campus Apartment Parking	Lot 11N.....E1	Lot 26.....F3	
	Lot 11S.....E2	Lot 65.....F7	
	Lot 15.....E2	Lot 66.....F7	
	Lot 16.....F3	Lot 67.....F7	
	Lot 25.....F3	Lot 68.....G7	
 Patient Parking	Lot 33.....E4	Lot 41.....F5	
 Patron Parking	Lot 22.....D4	Lot 60.....A2	
	Lot 49.....D9	Lot 62.....J3	



FERRIS STATE UNIVERSITY

A
B
C
D
E
F
G
H
I
J
K

Driving Directions to Big Rapids Campus

Driving from East (Detroit): Take I-96 West to Grand Rapids. Take US-131 North to Big Rapids, Exit 139. Turn right and follow Perry Street 1.7 miles to the last stop light which is State Street (Business Loop-131). Proceed straight through the stoplight into the main campus.

Driving from East (Flint): Take I-69 West to Lansing. Take I-96 West to Grand Rapids. Take US-131 North to Big Rapids, Exit 139. Turn right and follow Perry Street 1.7 miles to the last stop light which is State Street (Business Loop-131). Proceed straight through the stoplight into the main campus.

Driving from East (Mt. Pleasant): Take M-20 West to Big Rapids, turn south (left) on State Street. Follow State Street (which is Business Loop-131) and stay in the left lane. You will drive past Big Boy Restaurant (which is on your right). Turn left at the next stoplight (Perry Street), which is the main entrance to campus.

Driving from North (Cadillac): US-131 South to Big Rapids, Exit 139. Turn left and follow Perry Street 1.7 miles to the last stop light which is State Street (Business Loop-131). Proceed straight through the stoplight into the main campus.

Driving from North (Old US-131): Continue on Old US-131 (which is State Street), stay in the left lane. You will drive past Big Boy Restaurant (which is on your right). Turn left at the next stoplight (Perry Street), which is the main entrance to campus.

Driving from South (Grand Rapids and Kalamazoo): US-131 North to Big Rapids, Exit 139. Turn right and follow Perry Street 1.7 miles to the last stop light which is State Street (Business Loop-131). Proceed straight through the stoplight into the main campus.

Driving from West: Take M-20 East to Stanwood and then US-131 North to Big Rapids, exit 139. Turn right and follow Perry Street 1.7 miles to the last stop light which is State Street (Business Loop-131). Proceed straight through the stoplight into the main campus.

MICHIGAN PUBLIC
UNIVERSITIES

ENROLLMENT MICHIGAN PUBLIC UNIVERSITIES

	<u>Fall 2008</u>	<u>Fall 2009</u>	<u>Fall 2010</u>	<u>Fall 2011</u>	<u>Fall 2012</u>
Central Michigan University	24,348	24,691	25,583	25,473	25,270
Eastern Michigan University	21,777	22,645	23,289	23,148	23,223
Ferris State University	13,532	13,865	14,381	14,560	14,533
Grand Valley State University	23,892	24,408	24,541	24,662	24,654
Lake Superior State University	2,575	2,521	2,652	2,789	2,496
Michigan State University	46,081	46,619	46,365	46,975	47,308
Michigan Tech University	7,005	7,124	6,967	7,030	6,939
Northern Michigan University	9,347	9,258	9,417	9,405	9,081
Oakland University	18,169	18,920	19,053	19,379	19,740
Saginaw Valley State University	9,836	10,495	10,656	10,659	10,552
University of Michigan - Ann Arbor	40,838	41,068	41,735	42,512	43,257
University of Michigan - Dearborn	8,569	8,641	8,885	8,955	9,083
University of Michigan - Flint	7,213	7,714	8,074	8,180	8,172
Wayne State University	31,011	31,776	31,505	30,765	N/A
Western Michigan University	24,767	24,509	24,963	24,965	24,486

Note: Fall numbers each year as of November.

Source: Budget Office


BUDGETARY PLANNING AND ANALYSIS
SUMMARY OF 2012-13 TUITION/FEEES AND ROOM/BOARD
MICHIGAN PUBLIC UNIVERSITIES

	<u>FY-13</u> <u>TUITION</u>	<u>TUITION</u> <u>RANK</u>	<u>FY-13 ROOM</u> <u>& BOARD</u>	<u>ROOM &</u> <u>BOARD</u> <u>RANK</u>	<u>FY-13 TOTAL</u> <u>COST</u>	<u>TOTAL COST</u> <u>RANK</u>
Central Michigan	10,950	4	8,376	9	19,326	5
Eastern Michigan	9,026	13	8,286	10	17,312	11
Ferris State	10,710	5	8,744	4	19,454	4
Grand Valley	10,078	10	7,920	13	17,998	10
Lake Superior	9,890	11	8,481	5	18,371	9
Michigan State	12,675	3	8,476	6	21,151	3
Michigan Tech	13,353	1	8,865	3	22,218	2
Northern Michigan	8,709	14	8,404	8	17,113	12
Oakland	10,230	8	8,207	11	18,437	8
Saginaw Valley	8,120	15	7,980	12	16,100	14
University of Michigan	12,994	2	9,752	1	22,746	1
UM - Dearborn	10,250	7	N/A	N/A	N/A	N/A
UM - Flint	9,514	12	7,506	14	17,020	13
Wayne State	10,190	9	8,950	2	19,140	6
Western Michigan	10,282	6	8,414	7	18,696	7
UNWEIGHTED AVERAGE	10,465		8,454		18,934	

Note: FTIAC rates.

Source: President's Council, State Universities of Michigan, November 2012

Annual Room and Board Costs FY 2013

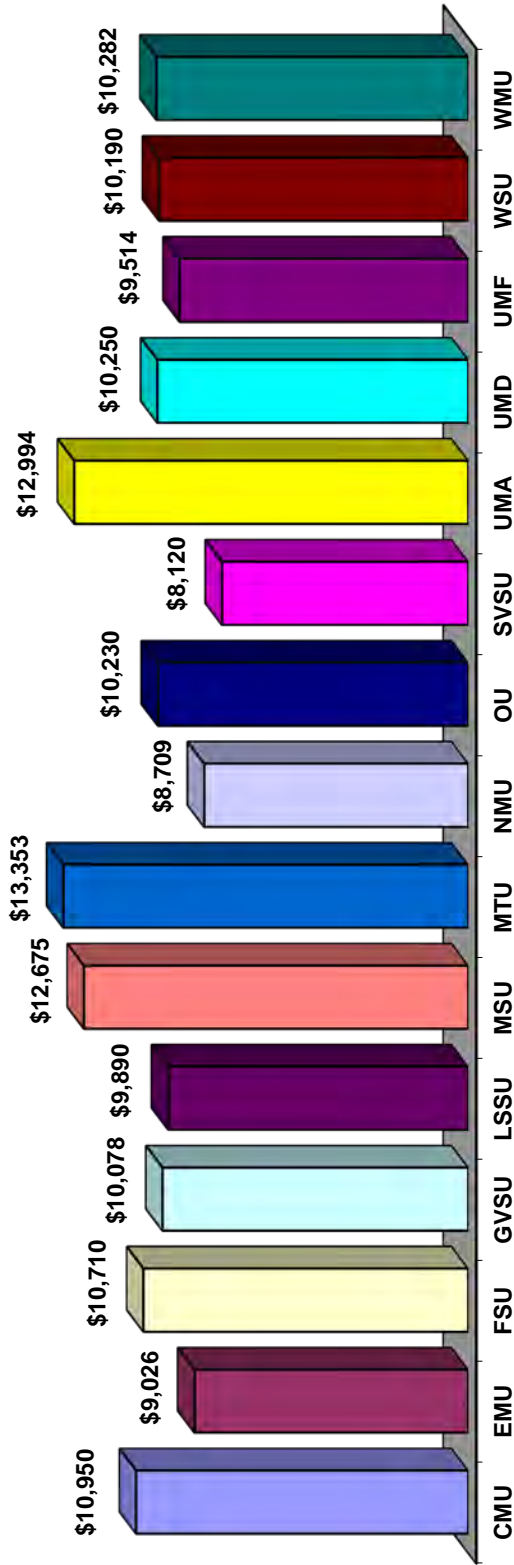


Five Year Trend

	FY '09	FY '10	FY '11	FY '12	FY '13
CMU	\$7,668	\$7,896	\$8,092	\$8,212	\$8,376
EMU	6,610	6,942	6,942	7,896	8,286
FSU	7,944	8,340	8,580	8,744	8,744
GVSU	7,206	7,478	7,624	7,624	7,920
LSSU	7,326	7,394	8,081	8,319	8,481
MSU	7,626	7,994	7,770	8,154	8,476
MTU	7,738	8,121	8,462	8,648	8,865
NMU	7,636	7,846	8,026	8,174	8,404
OU	7,100	7,350	7,680	7,968	8,207
SVSU	6,830	7,270	7,550	7,770	7,980
UMA	8,590	8,924	9,192	9,468	9,752
UMF	N/A	N/A	N/A	N/A	7,506
WSU	6,932	7,324	8,366	8,660	8,950
WMU	7,565	7,784	8,095	8,249	8,414

Source: Office of Budgetary Planning & Analysis/President's Council Tuition & Fees Report

Annual Tuition and Required Fees FY 2013



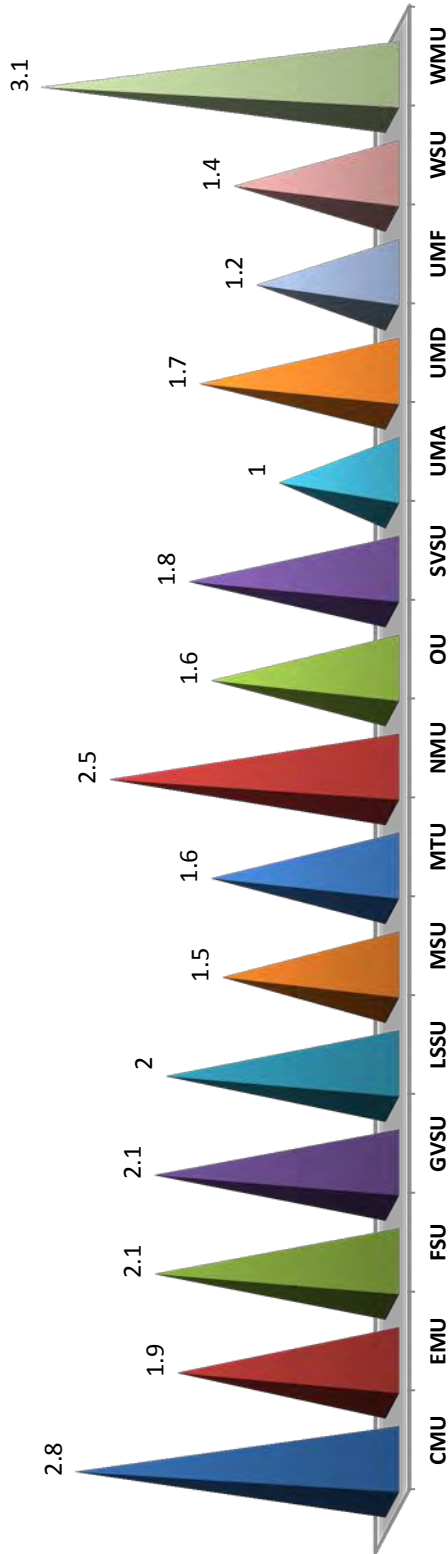
Five Year Trend

	FY '09	FY '10	FY '11	FY '12	FY '13
CMU	\$9,720	\$10,170	\$10,380	\$10,740	\$10,950
EMU	8,069	8,377	8,377	8,683	9,026
FSU	9,000	9,480	9,930	10,440	10,710
GVSU	8,196	8,630	9,088	9,716	10,078
LSSU	7,894	8,284	8,764	9,614	9,890
MSU	10,264	10,930	11,205	12,255	12,675
MTU	10,761	11,348	12,017	12,853	13,353
NMU	7,078	7,454	7,864	8,414	8,709
OU	8,055	8,783	9,285	9,938	10,230
SVSU	6,492	6,900	7,308	7,815	8,120
UMA	11,037	11,659	11,837	12,634	12,994
UMD	8,341	8,900	9,247	9,885	10,250
UMF	7,775	8,279	8,601	9,184	9,514
WSU	8,109	8,642	9,025	9,809	10,190
WMU	8,228	8,682	9,306	9,906	10,282

Source: Office of Budgetary Planning & Analysis/ President's Council Tuition & Fees Report

Note: Based on FTIAC Tuition Rates

Faculty-to-Administrator Ratio FY 2012

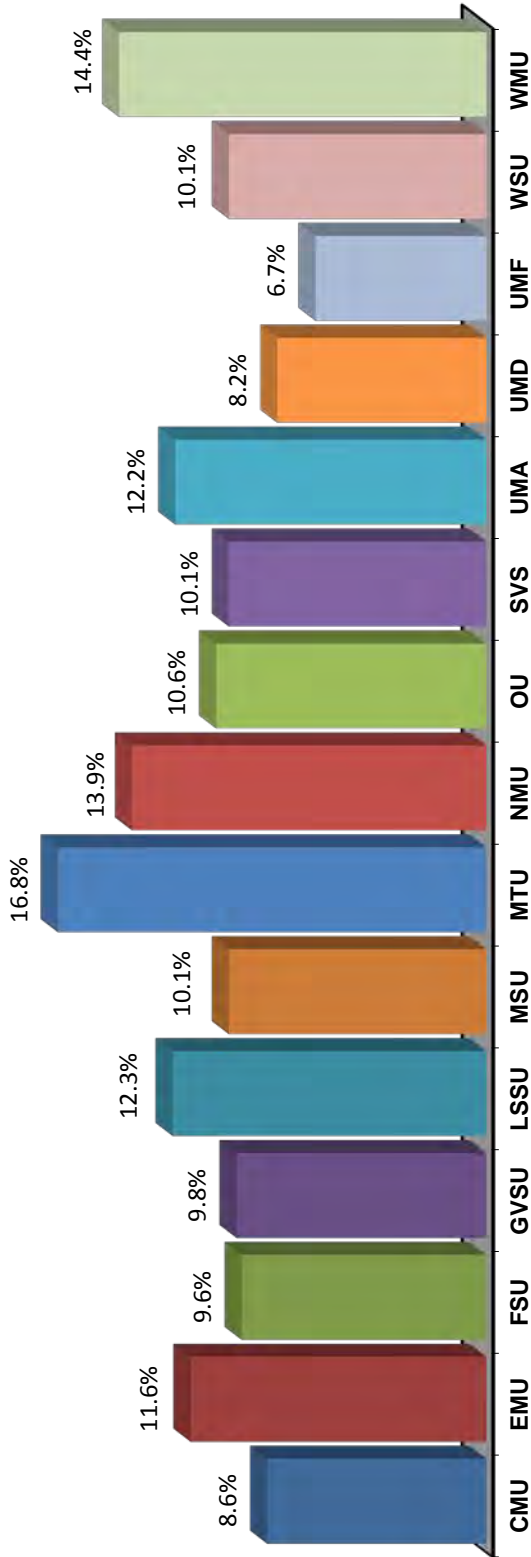


Five Year Trend

	FY '08	FY '09	FY '10	FY '11	FY '12
CMU	2.1	2.1	2.2	2.3	2.8
EMU	1.6	1.6	1.7	1.7	1.9
FSU	2.2	2.2	2.2	2.2	2.1
GVSU	2.3	2.3	2.2	2.2	2.1
LSSU	2.2	4.4	2.5	1.9	2.0
MSU	1.4	1.3	1.2	1.3	1.5
MTU	1.5	1.6	1.6	1.6	1.6
NMU	2.5	2.5	2.4	2.5	2.5
OU	1.7	1.7	1.6	1.5	1.6
SVSU	1.7	1.7	1.8	1.9	1.8
UMA	1.0	0.9	0.9	1.0	1.0
UMD	1.5	1.6	1.6	1.7	1.7
UMF	1.1	1.2	1.1	1.2	1.2
WSU	1.6	1.6	1.5	1.4	1.4
WMU	3.7	3.5	3.2	3.2	3.1

Source: Office of Budgetary Planning & Analysis

Financial Aid as % of Total General Fund Spending FY 2012

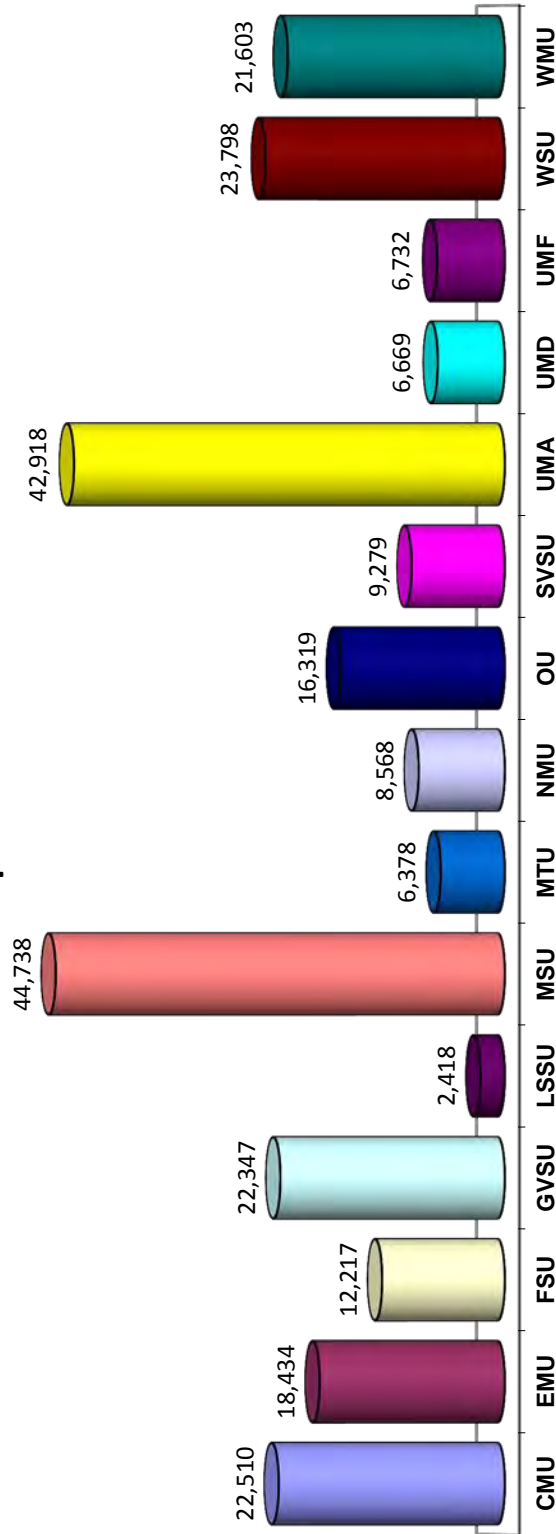


Five Year Trend

	FY '08	FY '09	FY '10	FY '11	FY '12
CMU	5.3%	7.0%	5.9%	6.4%	8.6%
EMU	8.5	10.0	10.4	10.9	11.6
FSU	6.1	6.6	8.3	10.0	9.6
GVSU	8.9	8.3	8.5	8.6	9.8
LSSU	11.1	10.5	10.8	0.0	12.3
MSU	7.0	7.3	6.6	8.9	10.1
MTU	11.9	13.3	14.0	14.7	16.8
NMU	9.8	10.1	11.5	11.8	13.9
OU	6.4	7.5	8.2	9.4	10.6
SVSU	8.3	8.9	9.1	9.7	10.1
UMA	11.1	10.8	10.8	12.5	12.2
UMD	7.3	6.7	8.0	7.7	8.2
UMF	5.1	6.0	6.4	6.0	6.7
WSU	8.0	8.2	8.6	9.4	10.1
WMU	11.4	11.5	12.2	14.0	14.4

Source: Office of Budgetary Planning & Analysis

Full Year-Equated Students FY 2012




Five Year Trend

	FY '08	FY '09	FY '10	FY '11	FY '12
CMU	21,142	21,529	21,888	22,522	22,510
EMU	17,995	17,588	18,355	18,718	18,434
FSU	11,393	11,666	11,791	12,076	12,217
GVSU	20,950	21,617	22,273	22,407	22,347
LSSU	2,344	2,388	2,292	2,396	2,418
MSU	43,289	44,160	44,152	44,039	44,738
MTU	6,255	6,585	6,650	6,583	6,378
NMU	8,428	8,417	8,588	8,606	8,568
OU	14,871	15,073	15,867	16,217	16,319
SVSU	8,004	8,236	8,841	9,031	9,279
UMA	41,091	41,319	42,005	42,232	42,918
UMD	6,082	6,302	6,521	6,595	6,669
UMF	5,503	5,899	6,372	6,693	6,732
WSU	5,503	5,899	6,372	24,798	23,798
WMU	21,995	24,201	21,824	21,990	21,603

Source: Office of Budgetary Planning & Analysis

Instruction as a % of Total General Fund Spending FY 2012

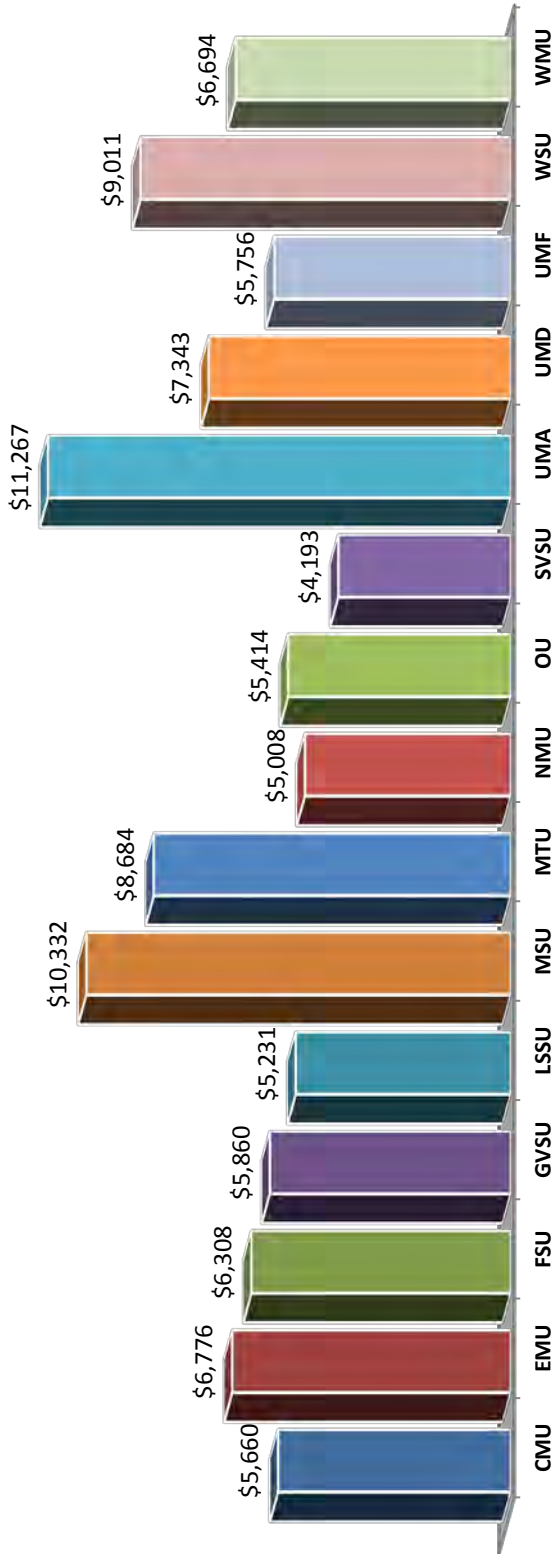


Five Year Trend

	FY '08	FY '09	FY '10	FY '11	FY '12
CMU	43.4%	43.8%	42.9%	38.2%	40.5%
EMU	41.6	41.6	42.4	43.0	44.9
FSU	42.5	44.8	44.9	43.5	43.9
GVSU	43.5	42.8	43.9	41.7	42.4
LSSU	34.9	35.6	35.0	39.0	35.4
MSU	46.5	42.9	45.6	44.4	44.2
MTU	36.6	36.1	35.3	34.7	34.2
NMU	35.6	37.5	36.9	36.8	38.9
OU	37.6	40.2	37.9	37.3	38.8
SVSU	36.6	38.5	36.2	36.0	35.4
UMA	35.8	34.8	33.8	31.0	29.6
UMD	43.2	43.8	44.0	44.3	44.2
UMF	43.1	41.3	41.1	41.3	42.8
WSU	39.5	39.5	39.8	38.3	37.7
WMU	44.8	43.6	42.2	42.8	42.6

Source: Office of Budgetary Planning & Analysis

Instructional Cost (Spending) per Student FY 2012

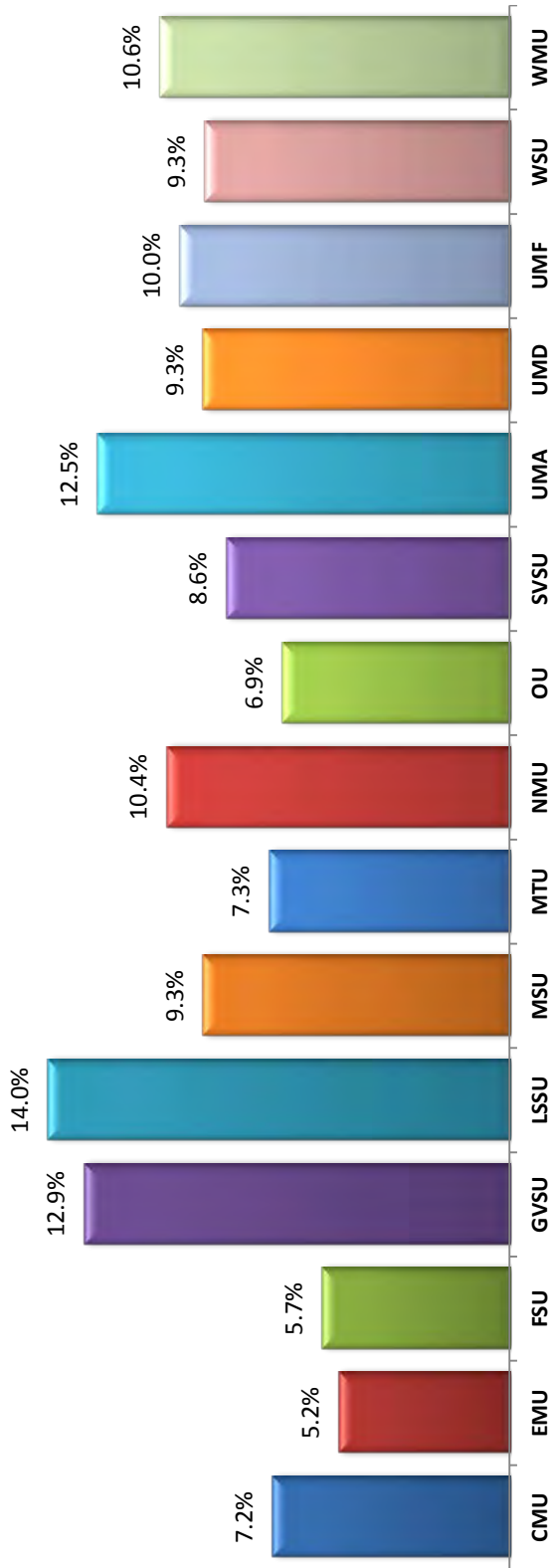


Five Year Trend

	FY '08	FY '09	FY '10	FY '11	FY '12
CMU	\$5,351	\$5,261	\$5,448	\$5,303	\$5,660
EMU	5,706	5,899	6,095	6,486	6,776
FSU	6,328	6,637	6,727	6,903	6,308
GVSU	5,085	5,370	5,670	5,611	5,860
LSSU	4,785	4,753	5,306	5,215	5,231
MSU	9,571	9,740	9,753	10,034	10,332
MTU	7,887	8,113	8,240	8,313	8,684
NMU	4,720	5,062	5,053	5,187	5,008
OU	4,692	5,014	4,862	5,037	5,414
SVSU	4,147	4,305	4,106	4,238	4,193
UMA	11,736	12,198	11,868	11,470	11,267
UMD	6,587	6,899	7,022	7,239	7,343
UMF	5,473	5,547	5,406	5,539	5,756
WSU	8,183	8,669	8,718	8,885	9,011
WMU	5,910	6,351	6,358	6,680	6,694

Source: Office of Budgetary Planning & Analysis

Plant Spending as a % of Total General Fund Spending FY 2012

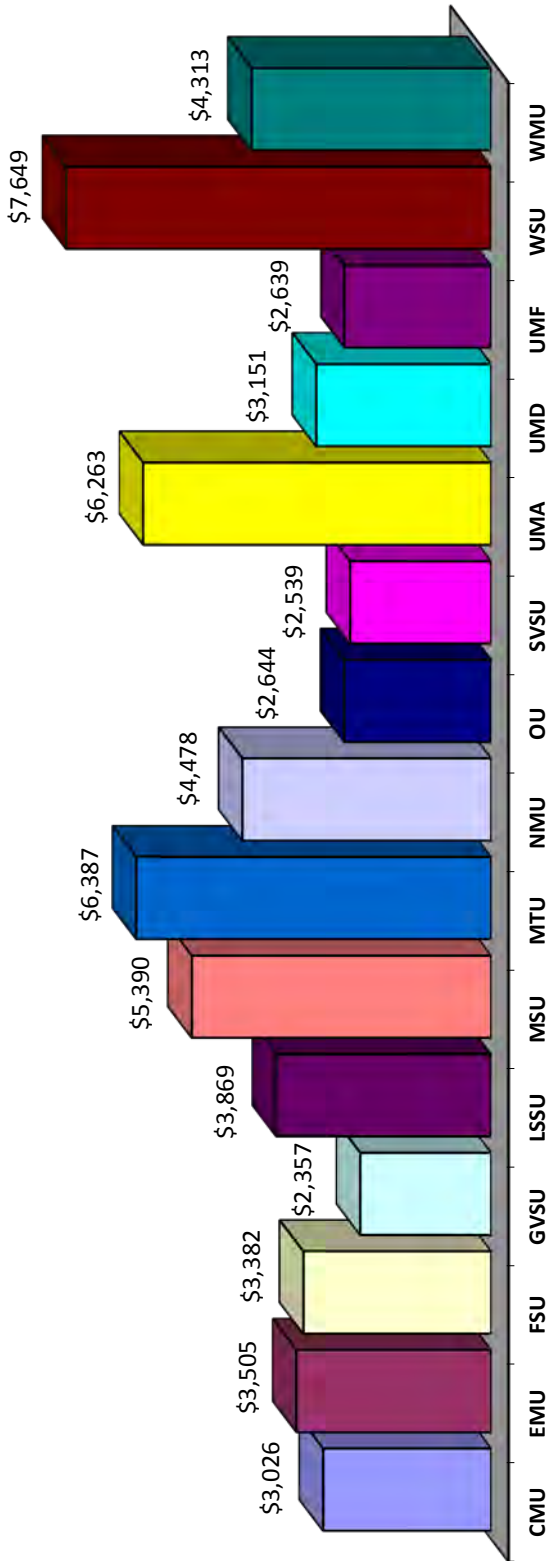


Five Year Trend

	FY '08	FY '09	FY '10	FY '11	FY '12
CMU	7.9%	8.1%	7.9%	6.3%	7.2%
EMU	11.0	12.3	10.8	7.9	5.2
FSU	13.0	8.5	8.1	7.5	5.7
GVSU	9.9	12.3	10.5	10.0	12.9
LSSU	14.7	13.9	13.4	15.3	14.0
MSU	10.7	10.4	10.9	9.7	9.3
MTU	8.1	7.7	7.5	7.3	7.3
NMU	11.6	12.3	10.4	10.3	10.4
OU	7.5	7.5	7.5	7.0	6.9
SVSU	9.6	9.7	9.0	8.6	8.6
UMA	13.4	13.6	14.0	13.6	12.5
UMD	10.9	11.3	11.1	9.7	9.3
UMF	12.1	11.5	10.0	10.0	10.0
WSU	10.1	9.9	10.9	9.2	9.3
WMU	11.5	10.9	9.2	10.8	10.6

Source: Office of Budgetary Planning & Analysis

State Appropriations per FYES FY 2012

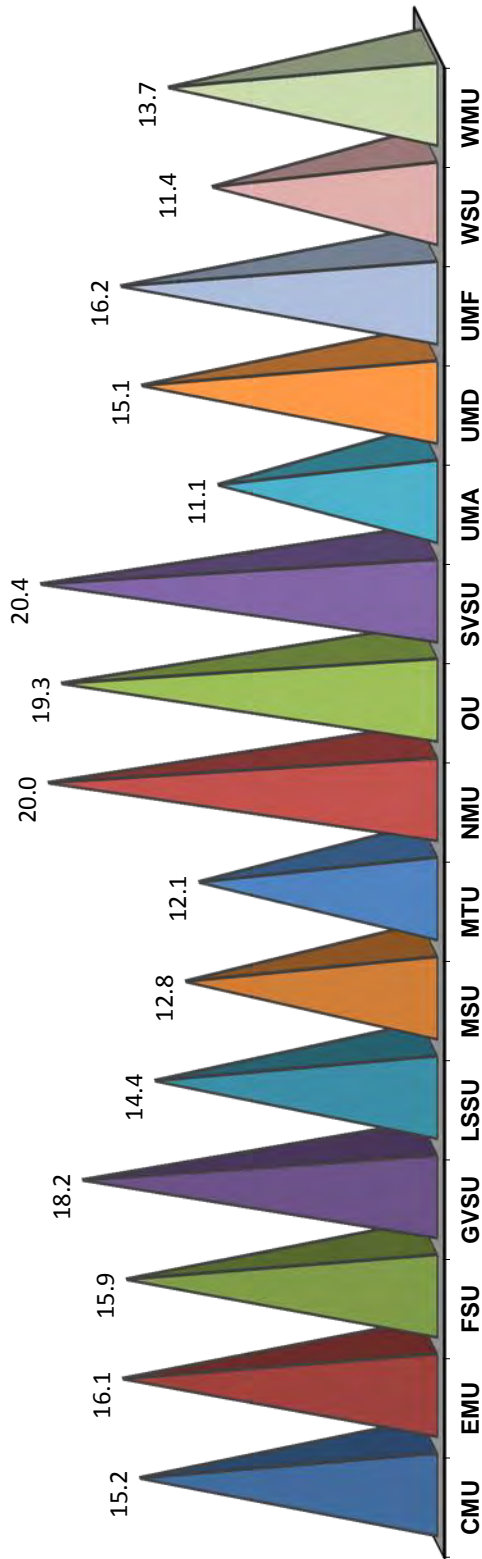


Five Year Trend

	FY '08	FY '09	FY '10	FY '11	FY '12
CMU	\$3,876	\$3,844	\$3,766	\$3,558	\$3,026
EMU	4,322	4,466	4,261	4,062	3,505
FSU	4,365	4,306	4,242	4,026	3,382
GVSU	3,026	2,962	2,863	2,766	2,357
LSSU	5,538	5,491	5,698	5,298	3,869
MSU	6,702	6,636	6,609	6,442	5,390
MTU	7,838	7,520	7,414	7,280	6,387
NMU	5,478	5,540	5,407	5,245	4,478
OU	3,492	3,480	3,291	3,130	2,644
SVSU	3,543	3,477	3,225	3,070	2,539
UMA	7,871	7,906	7,745	7,489	6,263
UMD	4,159	4,054	3,900	3,749	3,151
UMF	3,885	3,660	3,374	3,122	2,639
WSU	8,875	9,142	8,742	8,637	7,649
WMU	5,098	5,090	5,167	4,985	4,313

Source: Office of Budgetary Planning & Analysis

Student-to-Faculty Ratio FY 2012



Five Year Trend

	FY '08	FY '09	FY '10	FY '11	FY '12
CMU	17.3	16.8	17.0	16.6	15.2
EMU	17.4	17.9	17.2	15.9	16.1
FSU	15.2	15.6	15.7	16.2	15.9
GVSU	18.8	18.7	18.7	18.5	18.2
LSSU	13.7	13.2	14.4	15.4	14.4
MSU	11.9	11.8	13.1	12.8	12.8
MTU	13.3	13.6	13.0	12.6	12.1
NMU	20.7	20.3	20.6	20.4	20.0
OU	20.6	19.9	20.1	20.3	19.3
SVSU	19.3	19.6	20.1	19.8	20.4
UMA	13.2	14.0	12.9	12.2	11.1
UMD	16.1	15.8	15.8	15.1	15.1
UMF	16.4	16.2	16.9	16.6	16.2
WSU	11.6	11.0	11.7	11.7	11.4
WMU	13.8	14.0	13.9	13.9	13.7

Source: Office of Budgetary Planning & Analysis