

FERRIS STATE UNIVERSITY

FACT BOOK

2007 - 2008



Institutional Research & Testing

January 2008

Dear Colleague:

The *Ferris State University Fact Book* is an annual project conducted as a service to the university community by the Office of Institutional Research and Testing in the Division of Student Affairs. This 17th edition is a document designed to answer the most frequently asked questions about FSU.

The Fact Book is also available on the Ferris State University website. To access the current Fact Book as well as previous editions, go to www.ferris.edu and click on the Faculty/Staff link. Then select the Institutional Research and Testing link located near the bottom of the page. Finally, click on Fact Book Downloads. As an alternative, you can simply type in the word "Fact Book" in the search box located on the Ferris homepage.

Our appreciation is extended to the many offices that assisted us with the development of the information. Please don't hesitate to contact us if you have any questions. Thank You.

Melissa Lindsey
Assistant Research Analyst

Mitzi Day
Senior Research Analyst

Kristen Salomonson
Director of Institutional Research and Testing

Ferris State University
Division of Student Affairs
Office of Institutional Research and Testing
CSS 313
(231) 591-3803

TABLE OF CONTENTS

GENERAL INFORMATION

Mission Statement/History/Campus Size/Academic Divisions.....	1
Location/Educational Programs/Admissions.....	2
Accreditation	3
Student Costs.....	4
Kendall Student Costs.....	5
Financial Aid/Career Resources/Student Employment & Career Services.....	6
Educational & Career Counseling/Information Tech Services /Student Affairs.....	7
Athletics/Sports/Cultural Events.....	8
University Center for Extended Learning	9
Corporate & Professional Development.....	10
Ferris-Grand Rapids/Campus Media	11
Library (FLITE).....	12
Library Statistics.....	13
Kendall College of Art & Design.....	14
Housing.....	15
Points of Interest	16
Gifts to the University	20
Ferris State University Calendar	21
Telephone Numbers (frequently used).....	22
Educational Grants and Scholarships/Institutional Loans.....	23

STUDENTS/ENROLLMENT

Enrollment of Resident Students by County	29
Enrollment by State & Country.....	30
Total Headcount Enrollment, Fall 1978-2007.....	31
FYES Enrollment Per FTE Faculty.....	32
5-Year Enrollment by College	33
Percent of Students by College.....	34
Enrollment Summary.....	35
Comparative Enrollment Report by College.....	36
SCH/FTE/FYES	37
Total Headcount Enrollment Compared to FTE	38
Ethnic Distribution	39
Ethnic Distribution by College	40
Enrollment by Program (Allied Health Sciences)	41
Enrollment by Program (Arts & Sciences).....	44
Enrollment by Program (Business)	47
Enrollment by Program (College of Prof. & Tech. Studies).....	49
Enrollment by Program (Education & Human Services)	50
Enrollment by Program (Kendall College of Art & Design).....	52
Enrollment by Program (Michigan College of Optometry at FSU/Pharmacy)	53
Enrollment by Program (Technology)	54
Enrollment by Program (University College)	58
Retention Rates	59
Average Number of Credits Taken by Students/HSGPA & ACT Scores	60
Student Credit Hours by College.....	61
Transfers	62
Age Summary	63

TABLE OF CONTENTS

DEGREES

Degrees Conferred by Program (Allied Health Sciences).....	65
Degrees Conferred by Program (Arts & Sciences)	66
Degrees Conferred by Program (Business)	67
Degrees Conferred by Program (Education & Human Services).....	69
Degrees Conferred by Program (Kendall College of Art & Design/College of Prof & Tech Studies)	70
Degrees Conferred by Program (Michigan College of Optometry at FSU/Pharmacy).....	71
Degrees Conferred by Program (Technology)	72
Degrees Conferred at FSU	74
Approved Programs	75

FACULTY/STAFF

Full-time University Staff by Job Category & Sex	79
Part-time University Staff by Job Category & Sex.....	80
Total University Staff by Job Category & Sex	81
Workforce Summary	82
Distinguished Teacher Awards	83

ORGANIZATIONAL CHARTS

Board of Trustees.....	85
Executive Division	86
President's Council	87
Academic Affairs Division.....	88
Office of Academic Affairs.....	89
Academic Affairs Division/College of Allied Health Sciences.....	90
Academic Affairs Division/College of Arts & Sciences	91
Academic Affairs Division/College of Business.....	92
Academic Affairs Division/College of Education & Human Services.....	93
Academic Affairs Division/Kendall College of Art & Design	94
Academic Affairs Division/Library.....	95
Academic Affairs Division/Michigan College of Optometry at FSU	96
Academic Affairs Division/College of Pharmacy	97
Academic Affairs Division/College of Technology.....	98
Academic Affairs Division/University Center for Extended Learning.....	99
Academic Affairs Division/University College.....	100
Administration and Finance Division (F.S.U.)	101
Administration and Finance Division (Kendall College of Art & Design)	102
Ferris State University-Grand Rapids	103
Governmental Relations & General Counsel Division.....	104
Information Technology Administration.....	105
Student Affairs Division.....	106
Student Affairs Division/Enrollment Services	107
University Advancement and Marketing Division	108

TABLE OF CONTENTS

ALUMNI

Alumni Listing by State.....	109
Alumni by College	110
Placement Rates.....	111
Recipients of Alumni Awards	112

BUDGET

FY 2007-2008 General Fund Operating Budget.....	113
Revenue Summary	114
Expenditure Summary.....	115

FACILITIES

Summary of Facilities Owned or Rented by FSU (General Fund)	117
Summary of Facilities Owned or Rented by FSU (Non-General Fund)	118
Ferris State University Campus Map	119

MICHIGAN PUBLIC UNIVERSITY COMPARISONS

Enrollment Michigan Public Universities	121
Full Year Equated Students FY 2007.....	122
Student to Faculty Ratio FY 2007	123
Summary of 2007-08 Tuition/Fees and Room/Board	124
Annual Tuition and Required Fees FY 2007	125
Annual Room and Board Costs FY 2007	126
Faculty to Administrator Ratio FY 2007	127
Instructional Cost per Student FY 2007	128
State Appropriations per FYES FY 2007	129
Financial Aid as % of Total Gen Fund Spending FY 2007.....	130
Instruction as a % of Total Gen Fund Spending FY 2007.....	131
Plant Spending as a % of Total Gen Fund Spending FY 2007	132

General Information

GENERAL INFORMATION

MISSION STATEMENT

Ferris State University will prepare graduates who have met the high academic standards of our programs for current and future industrial and business needs of the state, the nation and the global market.

HISTORY

Ferris State University is recognized for its career-oriented educational programs that are designed to meet the technology and work force demands of business and industry, the health-care professions, and society in general through applied research and practical education. Founded in 1884 on the concept of providing students with marketable skills, Ferris was established by Woodbridge N. Ferris (1853-1928), a distinguished Michigan educator and politician who served two terms as the state's governor and was elected a United States senator. Ferris was a private institute until 1950, when it joined the state higher education system. The college obtained university status in 1987.

CAMPUS SIZE 880 acres

ACADEMIC DIVISIONS

- College of Allied Health Sciences
- College of Arts and Sciences
- College of Business
- College of Education and Human Services
- College of Pharmacy
- College of Professional and Technical Studies
- College of Technology
- Kendall College of Art and Design
- Michigan College of Optometry at FSU
- University College

GENERAL INFORMATION

LOCATION

The Ferris State University campus is located in Big Rapids, a west central Michigan city of approximately 10,700 in the vacation-recreation region. In addition to being home of Ferris State University, Big Rapids is the county seat of Mecosta County. The 880 acre campus is readily accessible by the US-131 expressway and state highway M-20. Big Rapids is 55 miles north of Grand Rapids and within 200 miles of Chicago and Detroit.

EDUCATIONAL PROGRAMS

Ferris offers more than 170 educational programs through the Colleges of Allied Health Sciences, Arts and Sciences, Business, Education and Human Services, Kendall College of Art and Design, Pharmacy, Technology, Michigan College of Optometry at Ferris State University, and University College. These offerings lead to bachelor and associate degrees and certificates. Master degrees in Information Systems Management, Career and Technical Education, Criminal Justice, Business Administration, Curriculum and Instruction, Nursing, Fine Arts and doctorate degrees in Optometry and Pharmacy are also offered.

Each college encompasses a cluster of related programs that are targeted to prepare students for specific careers. The colleges operate in facilities that have been specially designed and equipped to support their missions.

Ferris is a national leader in the development of the concept of laddering, which enables students to advance their careers by building on previous training. For example, an individual who has gained employment after completing a two-year degree may later seek career advancement by returning to Ferris and earning a bachelor degree. This concept also permits students to readily transfer into Ferris programs.

ADMISSIONS

Current admission criteria for new students require all incoming freshmen students to submit ACT or SAT test scores along with official high school transcripts prior to an admission decision. Transfer students are required to submit official transcripts from all colleges attended as well as official high school transcripts and test scores, if required as prescribed by university standards, to achieve a complete academic profile. Students fulfilling both university and program entrance requirements will be granted admission.

**FERRIS STATE UNIVERSITY
ACCREDITATION****F.S.U. is accredited by The Higher Learning Commission of the North Central Association****Accrediting Agencies**

(ACCE) American Council for Construction Education
 AAALAC International, Association for Assessment and Accreditation of
 Laboratory Animal Care International
 ACBSP
 Accreditation Council for Pharmacy Education
 Accreditation Council on Optometric Education (ACOE)
 Accreditation Council on Optometric Education (ACOE)
 Accreditation Council on Optometric Education (ACOE)
 Accreditation Council on Optometric Education (ACOE)
 Accreditation Council on Optometric Education (ACOE)
 Accreditation Council, Collegiate Graphic Comm. Inc. (ACCGC)
 American Bar Association
 American Dental Association (ADA)
 American Optometric Association
 American Society of Health-Care Systems Pharmacists
 American Society of Health-Care Systems Pharmacists
 Associated Equipment Distributors Foundation (AEDF)
 Commission on Accreditation for Health Informatics and Information
 Management Education (CAHIIM)
 Commission on Accreditation for Health Informatics and Information
 Management Education (CAHIIM)
 Committee on Accreditation for Respiratory Care (CoARC)
 Council on Social Work Education
 Engineering Accreditation Commission of the Accreditation Board for
 Engineering and Technology, Inc. (EAC of ABE)
 International Facility Management Association (IFMA)
 Joint Review Committee on Edu. on Rad. Tech (JRCERT)
 Joint Review Committee on Educational Programs in Nuclear Medicine
 Technology
 MI Commission of Law Enforcement Standards (MCOLCS)
 Michigan Correctional Officers' Training Council (MCOTC)
 NAMM Affiliated Music Business (NAMBI)
 National Accrediting Agency for Clinical Lab. Sciences (NAACLS)
 National Accrediting Agency for Clinical Lab. Sci. (NAACLS)
 National Accrediting Agency for Clinical Lab. Sci. (NAACLS)
 Nat'l League for Nursing Accrediting Commission (NLNAC)
 National Recreation and Parks Association of Leisure and Recreation
 Accreditation Council
 Professional Golfers' Association of America (PGA)
 Accreditation Board for Engineering and Technology (ABET)
 National Automotive Technicians Education Foundation
 Technology Accreditation Commission of the Accreditation board for
 Engineering and Technology, Inc. (TAC of ABET)
 Technology Accreditation Commission-Accreditation Board for
 Engineering and Technology, Inc. (TAC of ABET)
 United States Professional Tennis Association, Inc.
 Teacher Education Accreditation Council
 Source: Academic Affairs

Academic Program

Construction Management, BS
 Animal Care Facility
 COB Programs
 Pharmacy
 Residency in Ocular Disease at TLC Eye Care of MI
 Residency in Ocular Disease, Battle Creek VA Med. Ctr.
 Residency in Primary Eye Care & Ocular Disease, VA
 Northern Indiana Health Care Systems, Ft. Wayne
 Optometry - O.D. - Full College
 Printing Management, BS
 Legal Studies
 Dental Hygiene
 Optometry - Residency in cornea & contact lenses
 Pharm. Practice Residency w/ Emphasis in Managed Care
 Pharmacy Practice Residency w/ Emphasis in
 Community Pharmacy
 Heavy Equipment Technology, AAS
 Medical Records Administration (MRA)
 Medical Records Technology (MRT)
 Respiratory Care
 Social Work Program
 Surveying Engineering, BS
 Facilities Management
 Radiography
 Nuclear Medicine
 Criminal Justice
 Criminal Justice
 Music Industry Management
 Clinical Laboratory Sciences
 Medical Technology
 Medical Laboratory Technology
 Nursing--BSN and MSN Program
 Recreation Leadership and Management
 Professional Golf Management
 Automotive Engineering Technology
 Automotive Service Technology
 Mechanical Engineering Technology
 (AAS and BS programs)
 Electrical/Electronics Engineering Technology, BS
 Professional Tennis Management
 School of Education

GENERAL INFORMATION

STUDENT COSTS

The average annual cost for a Michigan resident to attend Ferris (based upon 2007-08 rates) includes, tuition, room and board, fees, estimated academic and personal expenses, is \$19,896.

2007-08 Costs	Semester	Year
Undergraduate (Michigan resident)		
Tuition (15 credit hours)	\$4,350	\$8,700
Room and Board (19 meal plan)	\$3,823	\$7,646
Sub Total	\$8,173	\$16,346
Books and Supplies (estimate)	\$623	\$1,246
Personal Expenses (estimate)	\$1,071	\$2,142
Refundable Fees*	\$81	\$162
Total Expenses (estimated)	\$9,948	\$19,896

*If requested, the Racquet Facility fee, Student Activity fee and Health Center fee will be deleted from the student's account. Cash refunds will only be granted for the Racquet Facility fee and the Student Activity fee if the student's account is paid in full.

Undergraduate (non-resident)		
Tuition	\$7,950	\$15,900
Undergraduate (non-resident MSEP)*		
Tuition	\$6,525	\$13,050

Part-time Student		
Michigan Resident	\$290 per credit hour	
Non-Resident	\$530 per credit hour	
Non-Resident MSEP*	\$435 per credit hour	

Graduate Student		
Michigan Resident	\$389 per credit hour	
Non-Resident	\$753 per credit hour	
Non-Resident MSEP*	\$584 per credit hour	

Professional Tuition	Resident	Non-Resident
Pharmacy Tuition	\$462 per credit hour	\$714 per credit hour
Optometry Tuition	\$471 per credit hour	\$722 per credit hour

Family Apartments	12 month contract
One Bedroom	\$7,944
Two Bedroom	\$8,856
Two Bedroom (townhouse)	\$9,672
Three Bedroom (townhouse)	\$10,560

Optional Meal Plan

Room and Board (12 meal plan) \$7,286

Other meal plans available for non-traditional and deluxe halls.

*Students are eligible for the MSEP (Midwest Student Exchange Program) rate if they live in one of the following states: Illinois, Indiana, Iowa, Kansas, Minnesota, Missouri, Nebraska, North Dakota, Ohio, South Dakota & Wisconsin. This tuition reduction program is not available for students enrolled in Doctor of Optometry, Doctor of Pharmacy, and Professional Golf Management.

NOTE: Continuing students remain eligible for block tuition rate as it is being phased out. For a Resident Undergraduate taking 14-15 credits that semester rate is \$3,945 (including State Contingency charge). In addition for fall semester a State Contingency charge averaging \$8 per credit for undergraduates will be assessed and is included in the per credit charges above. This charge may or may not continue for Spring depending upon State funding.

GENERAL INFORMATION

Kendall College of Art and Design of Ferris State University 2007/2008 Tuition and Fees

Tuition

Resident Undergraduate Studio per Credit Hour \$540
Resident Undergraduate General Education per Credit Hour \$282

Non-resident Undergraduate Studio per Credit Hour \$809
Non-resident Undergraduate General Education per Credit Hour \$423

Graduate per Credit Hour \$601

Dual Enrollment per Credit Hour \$202

Tuition Summary	Resident General Education \$282 per credit hour	Resident Studio \$540 per credit hour	Non-Resident General Education \$423 per credit hour	Non-Resident Studio \$809 per credit hour	Graduate Student \$601 per credit hour
3 credits	\$846	\$1,620	\$1,269	\$2,427	\$1,803
6 credits	\$1,692	\$3,240	\$2,538	\$4,854	\$3,606
9 credits	\$2,538	\$4,860	\$3,807	\$7,281	\$5,409
12 credits	\$3,384	\$6,480	\$5,076	\$9,708	\$7,212
15 credits	\$4,230	\$8,100	\$6,345	\$12,135	\$9,015

Related Fees

Admissions App. Fee	\$30
Enrollment Deposit	\$150
Sculpture/Woodworking/3D Studio Fee	\$150
Printmaking Class Fee	\$150
Digital Resource Level 1	\$50
Digital Resource Level 2	\$100
Digital Resource Level 3	\$150
Metals/Jewelry Studio Fee	\$300
Metals/Jewelry Design Fee	\$150
Model Fee	\$75
Kendall Experience Fee	\$250
Technology Fee - 0+ credits	\$205
Student Life Fee	\$5
Deferred Payment Charge	\$20
Studio Space Fee (per semester)	\$300
Graduate Studio Space Fee (per semester)	\$100
Studio Deposit	\$100
Locker Fee	\$30
Transcript Fee	\$5
Late Payment Penalty - 2% of unpaid balance	

GENERAL INFORMATION

FINANCIAL AID

More than 82 percent of the students presently enrolled at Ferris State receive some type of financial aid through federal, state and Ferris programs, including scholarships, grants, loans and student employment. Ferris State University awards more than \$98 million in student aid annually.

Financial aid is primarily based on financial need and is intended to assist students whose families lack the total resources needed to pay for college. Information on financial aid programs available at Ferris may be obtained by contacting the Office of Scholarships and Financial Aid at 1-231-591-2110 or via the Internet at www.ferris.edu and “Quick Link” to Financial Aid.

CAREER RESOURCES AT FSU

A Ferris State University career-oriented education is complimented by comprehensive educational planning and career counseling resources available from the Educational and Career Counseling Center (ECCC) which is staffed with licensed professional counselors. The ECCC is located on the 3rd floor of the Starr Building and provides a wide range of services for FSU students. See <http://www.ferris.edu/eccc> for more details of the services and programming offered.

STUDENT EMPLOYMENT & CAREER SERVICES

The Office of Student Employment & Career Services assists students in finding on-campus, local off-campus, internships, summer and full-time positions.

Through SE&CS, part-time employment is available to students as both on and off-campus work study, on-campus non-work study, and local off-campus and “Quick Cash” opportunities. In addition, students/alumni have access to e-Recruiting, which is a state-of-the-art internet-based software package that allows students to upload their resume into the FSU Resume Book database, search and apply for employment/internship opportunities and sign-up for on-campus interviews. On-campus interviews take place both fall and winter semesters with approximately 150 employers participating per academic year. Students can register with e-Recruiting and view a whole array of other career/employment related information on our website at www.ferris.edu/careerservices.

SE&CS also provides resume review workshops, mock interviews and classroom presentations. Every fall and winter the SE&CS office sponsors job fairs to assist students in finding internship and full-time positions. These job fairs are consistently some of the largest in the state. In addition, fall semester, College of Business Internship Office, SE&CS, and University Alumni Relations, present the “Career Tactics Workshops that allows students to enhance professional and job search skills. Annual studies of employed alumni indicate that 91% are employed in occupations related to their major field of study at Ferris and 98% of graduates are working or continuing their education. Ninety-seven percent of graduates seeking employment, found jobs. All seven colleges had a 95% or higher placement rate.

GENERAL INFORMATION

EDUCATIONAL AND CAREER COUNSELING

Every undergraduate college has educational counselors to provide information on all of their academic programs in Ferris's undergraduate colleges. These counselors are located in the colleges of Allied Health Sciences, Arts and Sciences, Business, Education & Human Services, Technology and University College.

In addition to providing academic counseling, educational counselors in the Educational and Career Counseling Center (ECCC) located in the STARR 313, help students to identify and overcome obstacles to their academic success thru the identification of both learning preferences and an individual's approach to the college learning experience. ECCC also offers assistance in making career choices. While finding the right career depends on several factors, two strong influences are personality and interests. Students can receive information in these areas by completing the Myers-Briggs Type Indicator and the Strong Interest Inventory through the ECCC. A licensed counselor interprets the results with the student and provides information on careers that are aligned with the individual's personality, interests, values, and skills.

INFORMATION TECHNOLOGY SERVICES

A high-speed, wide-area network provides broad campus access to academic resources, the Internet, and other computing resources such as FLITE library. Each of the 3,000 residence hall rooms and University apartments has network connections. Every residence hall is equipped with a computer lab. In addition, there are large computing laboratories available to students in various locations on the Ferris State University campus. Student Technology Services provides installation of network cards and computer support to students for a fee. Copies of the Microsoft software Office 2003 Professional, FrontPage 2003, Windows XP Professional, Visual Studio Professional, and Office for MAC are available for a \$25.00 per year blanket license fee and \$10.00 per copy of the software. The University operates a Nortel Private Branch Exchange for voice services. Remote data access to the Internet and campus facilities is available for all faculty, staff, and students. Fiber optic, broadband, twisted pair, and wireless networks are utilized to provide services for voice, data, and video. Imail electronic mail is offered to students on and off campus. The Ferris Web site (<http://www.ferris.edu>) provides information about the University and is used to support student Web services. The University portal, My FSU, links products such as Student, Faculty, and Employee Web Services with capabilities of the Internet to create a customized campus experience.

STUDENT AFFAIRS

The division of Student Affairs provides a variety of services for students through the following departments: Birkham Health Center, Student Employment & Career Services, Counseling Center, Enrollment Services, Office of Multi-Cultural Student Affairs, Rankin Student Center, Student Leadership & Activities and University Recreation. All of these departments work with students to enhance their university experience.

The Office of Student Leadership & Activities helps students use and grow their talents through campus and community involvement. To keep students involved and connected to the University, there are more than 200 registered student organizations (RSOs), including sports clubs, Greek-letter organizations, spiritual groups, academic societies and professional associations. The Student Volunteer Center refers hundreds of Ferris students each year to area agencies seeking volunteers. A variety of leadership programs are offered throughout the year to help students develop marketable leadership and management skills.

GENERAL INFORMATION

ATHLETICS

The Ferris State University Bulldogs are members of the National Collegiate Athletic Association (NCAA). Varsity teams compete in the Central Collegiate Hockey Association (NCAA Division I) in ice hockey and the Great Lakes Intercollegiate Athletic Conference (NCAA Division II) in all other sports.

Ferris student athletes participate in 15 varsity sports: golf, tennis, basketball, track, cross-country, softball, soccer and volleyball for women; golf, tennis, basketball, track, cross-country, hockey and football for men.

INTRAMURAL AND RECREATIONAL SPORTS

Annually, more than half of the student body participates in organized recreational sports activities, including extensive intramural and club sport programs. Other students participate in informal recreation activities. Ferris provides ample facilities for athletics and recreation, including a Student Recreation Center with pool, weight room, basketball and volleyball courts and indoor track; a golf course; a sports complex including full and half-size ice rinks, additional basketball and volleyball courts; racquetball courts and indoor and outdoor tennis courts.

CULTURAL EVENTS

Concerts by Ferris State Music Center organizations such as the West Central Concert Band, Chamber Orchestra, Jazz Ensemble, Concert Choir, and Ferris Wheels (men's glee club), and productions of the University Theater are augmented by appearances of professional music, drama and dance organizations and other performing arts groups.

The Ferris Art Gallery features exhibits of paintings, prints, photography, sculpture and crafts, as well as special exhibits featuring leading Michigan artists, FSU faculty and students.

The Arts and Lectures Committee offers a schedule of lectures, concerts and films, while Entertainment Unlimited and the Music Industry Management Association present pop/rock and comedy concerts and other events of a contemporary nature.

The Office of International Affairs "International Festival of Cultures" brings the world to Big Rapids with students, faculty, staff, and community members presenting cultural displays, performances, and food from more than fifty countries worldwide.

Entertainment Unlimited, the campus programming board, is responsible for coordinating more than 80 student-produced events each year including comedy shows, films, novelties and live contemporary music performances. Entertainment Unlimited also programs the Student Speaker Series which brings 6-8 speakers to campus each year.* The Music Industry Management Association helps students get experience behind the scenes of producing live campus entertainment through their annual Autumn Alive Concert and Delta Chi Fraternity does the same with their annual January Jams Concert. *(Topics of these lectures range from pop culture and media to harder-hitting issues like alcohol awareness and hate crimes.)

GENERAL INFORMATION

UNIVERSITY CENTER FOR EXTENDED LEARNING

The University Center for Extended Learning extends the reach of Ferris State University's course offerings, programs, and knowledge beyond the Big Rapids campus to adult learners throughout Michigan, the nation, and the world. In addition to a network of Michigan regional centers for degree programming, a variety of online programs are offered to students anywhere in the world, students are sent on study abroad experiences, on-the-job training programs are developed and delivered for a variety of industries.

- **Degree Programming:**
The University Center for Extended Learning extends Ferris' reach by delivering associate, bachelor's and master's degrees, professional development certificates, and distance learning opportunities through a network of more than 20 sites that include Big Rapids, Clinton Township, Dowagiac, Flint, Garden City, Gaylord, Howell, Lansing, Midland, Muskegon, Niles, Petoskey, Port Huron, Scottville, Traverse City, University Center, Warren, and online. Students, many of whom are working adults, find earning their degree convenient with classes that fit within their busy schedules. Programs are offered in direct response to needs identified in communities throughout the state, often in partnership with community colleges.
- **Study Abroad:**
Throughout the Study Abroad Program, students have the opportunity to participate in an enriching, life-changing experience both personally and academically through educational trips and exchanges with many countries throughout the world.
- **Corporate & Professional Development:**
UCEL serves Michigan business and industry by delivering customized training and seminar programs at a variety of locations. Two divisions of Extended Learning offer their services under the umbrella of Corporate and Professional Development. These are:
 - **Conferences & Professional Programs:**
The Conferences and Professional Programs team provides conference design and development consultation services that include planning, strategy, and implementation. To help ensure that programs succeed, they assist with the marketing and promotion, the financial management, contracts, registration, site selection, facilities arrangements, on-site services, and evaluations.
 - **Corporate and Professional Development:**
Ferris' Corporate and Professional Development Center provides customized education programs and technical assistance for Michigan and beyond. The Center specializes in developing need-specific training programs, technical assistance for manufacturers, and industry-specific certification and testing programs. CPD also provides grant-writing services.
- **Charter Schools Office:**
The Charter Schools Office oversees the general operation of Ferris State University chartered academies to ensure that they comply with their charter, state and federal regulations, and make progress toward meeting their stated goals. Ferris currently has 16 authorized Charter Schools. Combined, these academies serve more than 5,000 students in grades K-12 and are geographically located from Benton Harbor to Monroe and north to Saginaw.

GENERAL INFORMATION

CORPORATE & PROFESSIONAL DEVELOPMENT

Division of University Center for Extended Learning

Ferris State University's Corporate & Professional Development (CPD) has been involved in partnerships to help businesses and industries with solutions to training, certification, custom assessment & gap analysis, product development, grant services, and consulting/applied research needs since 1984. More than 1,750 companies have taken advantage of the skills and facilities offered for training or testing, and over 150,000 participants in over 1,000 offered titles/projects have been served. CPD is known for its ability to partner with business and industry clients, associations, and other providers to tackle issues related to custom training, process consulting, product development, certification, and assessment. Through the establishment of custom workshops and public institutes, training and certification needs can be solved at company, state and national levels. Work is accomplished by contracting with the CPD to create the proper partnership between the company, FSU faculty and staff, outside resources and students to complete the project goals.

CPD offers custom assessment and technical training solutions to business and industry-specific problem areas, product, process, and equipment to provide a return on investment of training dollars. Training can be delivered at the training facilities located at the main complex in Big Rapids, the Grand Rapids Campus, any of Ferris' Regional Centers, at the company's plant site, or company selected offsite. CPD training facilities are air conditioned and equipped with state of the industry audiovisual equipment. Computers, projection systems and related equipment may be provided and interactive television programming is possible. Training on hundreds of technical, safety & health, business, science, and supervision/leadership topics can be provided. Training may also involve participant assessment, certification and CEU's as required.

CPD has invested in the future of training by creating the ability for development of computer interactive training for business and industry (custom CD-ROM, interactive television or internet delivery as well as traditional lecture and application labs).

In order to keep costs down (through long term delivery methods) and keep training value high (while providing a customized training program) CPD creates custom or standard training modules. These modules utilize computer interactive theoretical training combined with hands-on applied training for a blended teaching approach. This type of training has been successfully completed for Evart Products -Textron to teach plastic injection mold operation, D-M-E Co. Inc. to teach injection mold base technology, custom automated production assembly line training for FIAMM Tech. Inc., and Rubber Processing Operator training nationally for the Rubber Manufacturers Assoc., industry- wide "Manufacturing Safety & Health training," "Binocular Indirect Ophthalmoscope" training for optometrists, and "Material Handling Safety" in the plastics industry.

New trends in industry show that the new workforce requires more technical training and employers want to pay for skill, not time-in-task. Therefore, certification tools have become an important part of CPD's offerings. Good examples of certification are: the national training and assessment program developed for the Rubber Manufacturers Association, Molding Operator training packages; international certification tools for the United Assoc. of Journeymen and Apprentice Plumbers & Pipe Fitters of the U.S., Panama, and Canada; national certification for the Electrical Generating Systems Assoc.; as well as many custom certifications for private industries. In the area of grant writing services, CPD has been successful in helping gain support for industrial and business projects through state Economic Development Job Training, Michigan Works Incumbent Worker, Small Business Investment Research and Michigan Dept. of State grants. In the past ten years, CPD has managed over \$2.95 million in grants. Through the State Workforce Commission-Economic Development Job Training Grants, eighteen companies have obtained a total of over \$1,412,000 in grants to provide needed training to upgrade their workforce. The providing of delivery services has also been completed in partnership with many community college held grants.

Corporate & Professional Development provides custom and institute-based training and certification; grant writing services, computer interactive training, applied research, manufacturing consulting, assessments to meet the needs of business and industry.

CPD can also assist businesses, industries, and individuals in the development of and refinement of new product/process ideas. Third party validation studies can be performed to prove client claims on their products.

The Corporate & Professional Development Center is located at 1020 Maple Street, CPD Building Suite 101. Phone 231-591-5819, Toll free 866 -880-7674, Fax 231-591-3539. Website www.ferris.edu/cpd

GENERAL INFORMATION

FERRIS-GRAND RAPIDS

The Ferris-Grand Rapids campus includes the Applied Technology Center at 151 Fountain St. NE and the Kendall/Ferris building at 17 Fountain St. NW. Both facilities are conveniently located in downtown Grand Rapids.

The ATC offers 170,000 square feet of instructional and office space including computer, computer aided design, electronics, manufacturing, materials testing, plastics and heating, air conditioning and refrigeration labs. In addition, the ATC houses an auditorium, banquet and teleconferencing facilities.

In 1996 the Board of Trustees of Kendall College of Art and Design voted to merge Kendall with Ferris State University. This decision initiated a greater commitment on behalf of Ferris to expand programming in Grand Rapids and resulted in the purchase of an additional facility at 110 Ionia NW. Kendall College of Art and Design educates its students to be leaders in the arts. It provides a dynamic learning environment that prepares its students to be "working artists" and to achieve professional careers in art and design.

In 1999 Ferris-Grand Rapids established The College of Professional and Technological Studies (CPTS) to provide greater flexibility in developing academic programs that meet the needs of business, industry and the community at large. CPTS offers career-focused associate and masters degrees, professional development certificates, standard college and customer responsive courses, customized training courses, distance learning courses, and prior learning assessment services to advance students' career goals.

The Kendall/Ferris building offers classrooms, gallery space, and IBM and MAC computer lab facilities and houses the Kendall/Ferris bookstore and programs of Kendall College of Art and Design.

Today Ferris-Grand Rapids offers more than 30 professional development certificate, associate, bachelor and master degree programs and serves as a model for Ferris' growth across the State of Michigan.

CAMPUS MEDIA

Ferris offers students a variety of media, including a campus newspaper and local cable system (Channel 7). *The Torch*, which is published weekly, informs students of University news, events, and other related campus issues. FSU-TV Cable 7 serves the campus and community with educational and public service television programming. The *FYI* is an internal newsletter published weekly for faculty and staff with limited student distribution, and the *Crimson & Gold*, published three times yearly, is aimed at keeping alumni and other key audiences informed. Some of the colleges and programs on campus also publish their own alumni publications.

GENERAL INFORMATION

FERRIS LIBRARY FOR INFORMATION, TECHNOLOGY, AND EDUCATION (FLITE)

The Ferris Library for Information, Technology and Education (FLITE) opened on March 12, 2001, as a premier research facility integrating modern technology with traditional information resources. Designed for flexibility and versatility, FLITE continues to adapt to the world's advancing digital age. The Library houses 166 public personal computers (including five Macintosh computers), approximately 1,000 ports to accommodate laptop access and future expansion, wireless connectivity, seating for 1,300 visitors, and 55 individual and group study rooms. Among its customer service oriented attributes, FLITE contains an extended hours study area, a family study room for visitors accompanied by children, and a food court with vended beverages and snacks. Students using FLITE have access to laptop computers and multimedia equipment including scanners, CD burners, video-editing software, and digital cameras. An adaptive technologies laboratory facilitates the learning and research of students requiring special accommodations.

FLITE serves as a gateway to a variety of information resources available both on-site and off-campus in print and digital formats. FLITE houses a collection of more than 350,000 volumes and provides access to 119 online databases and more than 28,000 journal titles, either in print or digital format. As a Federal Depository Library for U.S. Government Documents and a Patent and Trademark Depository Library, FLITE offers users access to vast amounts of government information. The Library's online catalog as well as many of the University's digital resources are available through the Library's Web site at <http://www.ferris.edu/library/>. Interlibrary loan and document delivery services are offered to all faculty, staff, and students, including distance education students, allowing users access to an immeasurable number of additional resources. Faculty, staff, and students can receive help using these resources by phone, email, or real-time chat reference service, submitting electronic forms via the Web site, or in-person at the Reference Desk in FLITE. Students and faculty can also request reference and research assistance from subject specialist librarians.

FLITE takes full advantage of advanced technologies to expand opportunities for teaching and learning. The Library contains three instructional studios equipped with 20 to 30 computer stations, an instructor's workstation, sound and projection equipment, TV/VCR, and DVD. Additional equipment such as smart boards, laptop computers, and wireless microphones are available upon request. The instructional studios allow librarians and other faculty to teach the information seeking and critical thinking skills necessary to evaluate the burgeoning mass of available information resources. The information literacy program starts with the basics in the Ferris State University Seminar (FSUS) courses and provides instruction in library use and research to classes upon request of instructors. In addition to instructional studios, FLITE also contains six seminar rooms of various sizes to accommodate library instruction classes, meetings, and professional development activities.

FLITE also houses the Media Production Center and the Faculty Center for Teaching & Learning. Along with traditional library services, these units represent a broad spectrum of information and instructional resources. The three units work collaboratively to provide faculty with one-stop access to information specialists and media development personnel who can assist in locating information for course content and creating instructional materials in a variety of multimedia formats.

GENERAL INFORMATION

Ferris Library for Information, Technology, and Education (FLITE) 2006-2007 Statistics

Services - July 2006 to June 2007

Hours open	99.5/week
Door count	466,776
Average daily attendance	1,387
Circulation (not including reserves)	28,418
Reserve circulation	5,889
Study room checkouts	24,288
Seminar room bookings	2,689
Library instruction sessions	371
Reference questions	6,760
Interlibrary borrowing	6,322
Interlibrary lending	7,466
New monograph titles purchased	6,060
Titles catalogued	18,830

Access/Holdings - July 2007

Total print volumes (books and bound journals)	354,921
Periodical subscriptions (print and microform)	1,002
Periodical titles available electronically	28,455
Catalogued electronic books	47,195
Information resource databases	119
New monograph titles purchased	4,660
Archival holdings in FLITE (linear feet)	10
Archival holdings stored off-site (linear feet)	3,691
Public computer workstations (includes 5 Macs)	180

Source: LIS

GENERAL INFORMATION

KENDALL COLLEGE OF ART AND DESIGN OF FERRIS STATE UNIVERSITY

Kendall College of Art and Design began in 1928 through a generous endowment provided by Helen M. Kendall as a memorial to her husband, David Wolcott Kendall, known as the Dean of American Furniture Designers. Helen Kendall envisioned a school whose graduates would be leaders in the world of art and design, and throughout history, Kendall College of Art and Design has prepared generations of students for careers as professional artists and designers. In addition, Kendall College of Art and Design is an active partner with the community, annually providing more than 2,000 children and adults with the opportunity to pursue courses in art and design through one of the richest and most varied continuing studies programs in the United States.

In 1996, the Board of Trustees of Kendall College of Art and Design voted to merge Kendall with Ferris State University, a process that was completed in December 2000. In combining these two distinctive institutions, the Boards of both Kendall and Ferris have forged a union that offers students the educational opportunities and strengths of each institution.

The mission of Kendall College of Art and Design of Ferris State University is to educate its students to be leaders in the arts by nurturing creative and intellectual excellence; to promote in its students an awareness of social responsibility; to provide a dynamic professional environment; to move the institution toward national prominence; and to support institutional integrity through resource development.

As part of Ferris State University, Kendall College of Art and Design is accredited by:

The Higher Learning Commission
Of the North Central Association of Colleges and Schools
30 North LaSalle Street, Suite 2400
Chicago, IL 60602
800.621.7440

Kendall College of Art and Design of FSU is an accredited institutional member of:

The National Association of Schools of Art and Design
11250 Roger Bacon Drive, Suite 21
Reston, VA 22090
703.437.0700

Kendall's Interior Design program is accredited by:

The Council for Interior Design Accreditation
60 Monroe Center NW
Grand Rapids, MI 49503-2920
616.458.0400

Kendall College of Art and Design of Ferris State University are authorized under the laws of the State of Michigan to grant:

Bachelor of Fine Arts in:

Art Education with K12 Art Education
Certification
Digital Media-Digital Illustration, 2D Animation,
3D Animation, Motion Graphics, or
Interactive Design
Fine Arts-Drawing, Painting, Photography,
Printmaking, Sculpture, or
Woodworking/Functional Art
Furniture Design
Graphic Design
Illustration
Industrial Design

Interior Design
Metals/Jewelry Design
Painting
Photography
Sculpture/Functional Art
Bachelor of Science in:
Art History-Studio Academic
Master of Art Education
Master of Fine Arts in:
Drawing
Painting
Photography
Printmaking

GENERAL INFORMATION

HOUSING

Ferris State University residence halls provide environments that are clean, comfortable, safe and conducive to support the academic mission of the University. Living in the residence halls enhances the classroom learning that takes place at the University.

Through exposure to other points of view, experiencing diverse populations and living in a community, residents learn coping skills and experiment with responsible decision-making in a safe environment.

A variety of housing and dining options exist to allow students the opportunity to create the environment in which they feel most comfortable. Services include computer labs in three halls and Ethernet connectivity in each residence hall room, a choice of private rooms, health, wellness and substance free living, the first year experience and other themed housing opportunities. Cable television is provided in each room with access to numerous channels including movie channels. Washers and dryers are located on virtually every floor. Students are provided telephones with individual long distance access codes for personalized billing of long distance charges. Local and campus calling is free. Mail is delivered to each residence hall lobby and express delivery, flowers and packages are delivered to the hall front desk. Board games, large screen televisions and hall-sponsored activities are available in each residence hall lobby. A laser printer is available via the network from student's rooms.

Living in the residence halls is an educational endeavor. Professional and student paraprofessional hall staffs are trained to provide social and educational programming aimed at building cohesive communities on each floor called "houses." While hall staff is in place to assist in maintaining community standards, assist students in their transition to college, provide individual assistance as needed as well as making referrals to appropriate campus resources; residents are reminded that maintaining community standards is a shared responsibility by all. As a member of a community, each resident is expected to adhere to community standards, and take steps to maintain the positive community atmosphere most suited for academic excellence. Students are encouraged to take an active role in the governance of their living environments, including making decisions regarding the use of social activity funds. In addition, student governance in the residence halls helps shape residence hall policy and provides a means by which student opinions can be heard. Leadership experience gained through these opportunities proves invaluable to future employers. Residents are also provided challenges aimed at personal growth and development. Learning to live in a diverse environment provides supplemental education aimed at full preparation for life after college.

The University apartments consist of the west campus townhouses, and the east and south complexes. The west campus complex has 150 two bedroom and 50 three bedroom unfurnished townhouses which are designed to provide a neighborhood atmosphere for all students. Fully accessible townhouses are also available for students with disabilities in which the entire living area is on the ground floor, including laundry facilities.

The east and south complexes consist of 188 traditional one and two bedroom units. They are designed for single students and have laundry facilities in each building.

All apartments are within walking distance to classes and provide computer network connections to access the Internet, library and the University mainframe. Telephone and cable television connections are also provided. A community center in the center of the west campus complex houses a computer lab, meeting rooms and a large multipurpose room where educational, social community and children's programs are held.

GENERAL INFORMATION

POINTS OF INTEREST

Alumni Building (1929) - The oldest building on campus and the only building to survive the fire in 1950. Classrooms and faculty offices for the College of Arts and Sciences are in this building. It also houses the UCEL office and the Corporate & Professional Development Center.

Arts and Sciences Commons (1996) - houses Arts and Sciences faculty and administrative offices, the Card Wildlife Education Center, the Math Science Technology Center, and features "The Visionary," a mural – one of the largest of its type in the world – depicting the history of FSU, and the Writing Center which provides peer tutoring to assist students with writing and study skills. This building connects the Science and Starr Buildings.

Automotive Center (former Technical and Applied Arts Center) (1956) - Comprises the instructional and lecture facilities for Automotive Services, Automotive Body, Auto and Heavy Equipment Management and Automotive Engineering Technology.

Business Building (1970) - Houses the auditorium, classrooms and offices of the College of Business. Extensive terminal and mainframe computer facilities include one of the state's largest "library concept" microcomputer laboratories used for educational purposes.

Bishop Hall/College of Education (1967) – Built as a residence hall, it was remodeled in 1986 to house the College of Education & Human Services administrative offices and classrooms. Tot's Place is also located in Bishop.

Granger Center for Construction & HVACR – The Granger Center for Construction and HVACR is a state-of-the-art facility that features an interactive learning center where all structural steel, process piping, mechanical systems, and electrical systems are exposed or behind glass. Laboratory facilities provide a practical, "hands-on" experience using an extensive array of sophisticated equipment in up-to-date laboratories devoted to testing and solving problems students are likely to encounter in the field.

Creative Arts Center (1965) - This building houses the studios, classrooms, and faculty offices needed for the Studio Arts in the College of Arts and Sciences.

Ewigleben Sports Complex/Ice Arena - Comprises two indoor ice rinks and a recreational wing with facilities for intercollegiate hockey, recreational hockey and skating, basketball, and volleyball, all completed in 1975. An addition completed in 1981 includes a combative room, fitness and sports medicine facilities and a mini-arena.

G. Mennen Williams Auditorium (1961) – This facility houses FSU's theater program and also serves as the major multipurpose auditorium for the FSU campus. With seating for 1,644, Williams Auditorium hosts musical, dramatic, cultural, and convocation events throughout the year. It also is available for public rental use when scheduling allows.

Heavy Equipment Center (1987) - A 53,000-square-foot building accommodating students in the 2 and 4-year heavy equipment technology programs. The HEC building is the largest facility in the country dedicated to educate and train graduates for entry into the heavy equipment industry work force.

Interdisciplinary Resource Center (1969, renovated 2007) – Contains one large lecture hall seating 140; six classroom seating 30-50; television studios; and the Faculty Center for Teaching and Learning office suite that includes two computer training rooms. The second floor houses faculty from the College of Business.

GENERAL INFORMATION

POINTS OF INTEREST CONT.

McKessy House (1989) – McKessy House, resembling an Old English cottage on Cedar Street, north of Williams Auditorium, was purchased by Ferris State University in 1989 as a result of a generous gift from Gerald McKessy, a 1929 graduate of Ferris' college preparatory program who went on to graduate from the Detroit College of Law in 1933. Mr. McKessy was a Charter Member of the Presidents' Club, a member of the Phoenix Society, a founding father of the Alumni Foundation, a 12-year member of the Board of Directors of the Alumni Association and a recipient of the Distinguished Alumnus Award in 1971 for the generous donation of his time and talents to Ferris State University. Mr. McKessy donated stock, the proceeds of which were used to buy the house, barn and two acres that is now utilized as parking and additional Arts and Sciences classroom space. Mr. McKessy's gift also made it possible to remodel the house which is currently occupied by the Division of Governmental Relations and General Counsel. This division is responsible for governmental and community relations, legal affairs, equal opportunity, and labor relations.

National Elastomer Center for Rubber and Plastics Technology – The Ferris Plastics and Rubber program is the largest and most respected undergraduate program in the United States. The B.S. program was started in 1982 and continues to fill a great need in the growing plastics industry for technically trained personnel. Ferris graduates gain immediate status as recognized technical leaders. This innovative program provides students with a background that includes topics such as processing, material testing and properties, and mold and product design. Classes emphasize hands-on learning, using the same type of equipment that is currently used in industry. The plastics industry has long shown support for the Ferris Plastics Technology program, even sponsoring the construction of the Plastics Building, which in 1998 was expanded into the National Elastomer Center with state-of-the-art laboratories and classrooms.

Pennock Hall/Michigan College of Optometry (1968) - Built as a residence hall, it was adapted in 1977 to serve as the home for the Michigan College of Optometry at F.S.U.

Pharmacy Building (1972) - Designed to house all on-campus operations of the College of Pharmacy, including specialized laboratories and the model pharmacy, and also contains an antique pharmacy exhibit.

Presidential Art Collection (1996) - Daniel Roache was chosen as the first contributor for a collection featuring commissioned works by Michigan artists honoring Ferris presidents. His aluminum, wall-mounted sculpture representing the seven academic colleges hangs in the Williams Auditorium lobby. A bronze bust of President Byron Brophy by Midland sculptors James S. Hopfensperger and Joan Hopfensperger-Most was dedicated on April 30, 1999. It is on display in the Ferris Library for Information, Technology, and Education (FLITE).

Racquet Facility (acquired in 1980) – The facility offers 4 indoor tennis courts, 10 outdoor hard courts, 2 outdoors clay courts; indoor racquetball, cardiovascular and free weight equipment, aerobic and fitness classes, tanning booths, tennis lesson programs, rental equipment and a full service tennis pro shop. This facility serves intramural and intercollegiate athletes, faculty/staff, students and the general public.

Rankin Center (1957) – considered the “campus living room,” is the center of student campus activities. The Student Center provides a wide variety of services and activities to meet the interest and needs of students, faculty, staff and guests of the University. Among the activities available are billiards, table tennis, video games and dance dance revolution boards. There is a television lounge, computer lab, information center, Seattle's Best Coffee Shop, Quizno's Subs, Westview Student Dining, James L. Lundberg Bookstore, fine arts gallery and a variety of conference rooms. Offices for student organizations include The Student Government of FSU, Entertainment Unlimited (programming board) and The Torch (student newspaper). On the administrative side, there are offices for Student Affairs, Student Conduct, Residential Life, Multicultural Student Services, Student Activities, Catering Services, and the Student Center.

Science Building - Originally built in 1956, remodeled and expanded in 1967, completely renovated in 1997, this building provides teaching auditoria, classrooms, and science laboratories for the College of Arts and Sciences, as well as the Rawlinson Observatory, John and Rhea Smith Greenhouse, and Ritz Reading Room.

Victor F. Spathelf College of Allied Health Sciences (1979) - This four-level structure contains the specialized classrooms, laboratories and offices for the students, faculty and administration of the College of Allied Health Sciences.

GENERAL INFORMATION

POINTS OF INTEREST CONT.

Student Convocation Center/Wink Arena (1999) – The 42,000 square foot facility, located adjacent to the Ewigleben Ice Arena, seats 2,400, including prime sections of chair-back seating. The building complex features an expanded lobby that adjoins the Ice Arena with a pro shop, concession stands, and a display for the Bulldog Hall of Fame. This new center serves as the home for the FSU men and women's basketball programs, and is also used for commencement exercises, major concerts, and special events.

Student Recreational Center (1998) - The former HPE/Wink Arena building was remodeled and reopened August 30, 1998. The facility gives students, faculty and staff a modern gymnasium, weight room, aerobic room, exercise machines and elevated track. A student lounge, indoor swimming pool, spa, and 40-foot climbing wall was completed in 1999.

Swan Technical Center (1966) - Many College of Technology department offices, classrooms, and laboratories designed specifically for engineering technology instruction are located in this building.

Timme Center for Student Services (CSS) (1967) (Renovated 2002) – As the official “welcome center” for the University, the Timme Center for Student Services (CSS) serves as a one-stop service center in which students can register for classes, obtain financial aid and housing information, request transcripts, pay bills, and inquire about student employment opportunities. Highlights of Timme CSS include a glass atrium that extends the full height of the eastern side of the building and a second atrium facing State Street, providing natural sunlight and openness for the building. Formerly the campus library, the Timme CSS is a place of diversity, art, history and service. The first floor houses the Financial Aid and Business offices; the offices of Admissions and Records, Enrollment Services, and the Academic Senate are on the second floor; and the third floor features a display of Ferris historical memorabilia, as well as, houses the offices of the President, Chief Diversity Officer, Budgetary Planning and Analysis, Vice President for Academic Affairs, and Institutional Research and Testing. The carefully chosen combination of offices and services provides a wonderful welcome to all constituents in the middle of campus.

Ferris Library for Information, Technology, and Education (FLITE) (2001) – Located in the heart of the main campus, FLITE features a variety of work and study spaces, including an information commons, instructional studios, seminar rooms, a two-way video room for distance education, multimedia editing facilities, individual and group study rooms, a reading room, and an extended hours study area. FLITE has a total seating capacity of 1,300, more than 350,000 total volumes (books and periodicals), and 166 public computer workstations. FLITE is a U.S. Government Documents, Patent and Trademark Depository Library for western lower Michigan, and a depository for U.S. Bureau of the Census and State of Michigan publications. FLITE also houses the Faculty Center for Teaching & Learning and the Media Production Center.

Tot's Place (instituted 1987) – Located on the first floor of Bishop Hall, Tot's Place Child Development Center is a full service child care center providing educational programs for children of FSU students, faculty/staff, and the surrounding community. Tot's Place also serves as a laboratory for many FSU academic programs.

Starr Building (1961) – Completely renovated in 1995, students now enjoy new furnishings, state-of-the-art instructional equipment, multimedia labs, study rooms and lounges. It is FSU's largest general classroom building and houses the Educational and Career Counseling Center including services for students with disabilities; Williams Auditorium, where dozens of live performances and special events are offered each year; and The Jim Crow Museum, a privately donated collection of American racist memorabilia artifacts.

GENERAL INFORMATION

POINTS OF INTEREST CONT.

Holiday Inn Hotel and Conference Center (1993) - The facility is located adjacent to the Katke Golf Course and overlooks the campus. The complex houses 16,772 square feet of meeting facilities, 118 guest rooms, banquet facilities and a restaurant. The conference facilities are used for continuing education activities, conferences and workshops.

Katke Golf Course (est. 1974) - Katke is a full service 18-hole championship golf course that measures 6,729 yards (slope rating 130) from the back tees, 6,174 (slope rating 124) from the middle tees and 5,355 (slope rating 124) from the forward tees. The state-of-the-art practice facility includes 100,000 square feet of grass teeing space, six target greens, a large short game area that includes a chipping area and bunker for greenside or fairway bunker shots and 2 practice greens with over 15,000 square feet of space. The practice facility is encompassed by a 3-hole practice course that includes two par 4's measuring 325 yards each and a 150 yard par 3. Our full service clubhouse sits atop the highest point in Mecosta County with excellent views back to campus. The clubhouse facilities include the Founders Grille Restaurant which features burgers, sandwiches and a wide selection of appetizers, a 1,000 square foot multi-purpose room that holds up to 75 people for meetings or small parties; men's and women's locker rooms and a golf shop stocked complete with all of your golfing needs. A staff of PGA Golf Professionals is available to provide tournament services, golf clinics, private video lessons and club fittings by appointment. The golf course is conveniently located adjacent to the Holiday Inn Hotel and Conference Center on the far west point of campus.

Michigan Art Walk (1996) - The Michigan Art Walk is an ongoing project whereby original pieces of art work created by Michigan artists are installed through-out campus and linked by a meandering pathway, ultimately reaching into the Big Rapids community. The inaugural sculpture of the Michigan Art Walk, by Ann Arbor-based artist Barron Naegel, was installed in the fall of 1996. Also installed in the fall of 1996 were a wall sculpture by Daniel Roache, under the auspices of the Presidential Art Collection, and the main panel of Robert Barnum's "The Visionary," which depicts the history of Ferris State University. The unveiling of "Escape," an outdoor sculpture by R. Farrington Sharp, on October 17, 1997 continued the project, along with the side panels of "The Visionary" which were unveiled on February 20, 1998, completing Barnum's triptych. "Totem Stack," a sculpture by Ferndale artist Albert Young, was unveiled on May 7, 1998. "Muse" by Irina A. Koukhanova, was dedicated on November 19, 1998, and sculptor Fritz Olsen's "Ripples" was unveiled November 19, 1999. Lois Teicher's functional piece, "Bench With Three Deep Seats," was dedicated on June 14, 2000. "Ferris Arch," a limestone sculpture by Kenneth Thompson, was dedicated October 10, 2001. Mark Chatterley's "Journey to the Body Collective" a flying wall sculpture located in the reading room at FLITE, was dedicated on October 29, 2002. Robert Barnum's "Of Thought and Reason," a 130-foot-long, 10-foot-tall painting on canvas located in FLITE's Extended Study Area was unveiled on August 28, 2003. Ray Katz' "Celebration," a large-scale metal sculpture, was unveiled September 3, 2004. The Art Walk pieces can be viewed on the Ferris website along with information about the artists.

Music Center (1962) – The Music Center is located at the heart of the campus at the foot of the Carillon Clock Tower on the south end of the quad "green space" and just north of Top Taggart Field (football stadium). This facility offers rehearsal and practice space for all varieties of ensembles. The band room can accommodate groups of up to 100 musicians and the Choral Room provides room for 60 musicians. Private practice rooms are available and are ideal for individual practice or small groups of 2-3 persons. Each practice room contains an acoustic piano. The Humanities Department maintains these instruments (regular tuning, etc.) as a service to currently enrolled students. The piano lab has 12 stations (full size keyboards) which are used for group instruction and practice for those enrolled in music classes. The music faculty and ensemble director's offices are also in the Music Center.

GENERAL INFORMATION

GIFTS TO THE UNIVERSITY

Private giving to the University in fiscal year 2007 totaled \$8,391,219 including cash contributions of \$4,212,501 and in-kind gifts of \$4,178,718.

Contributions may be made in many ways:

- Gifts from alumni and parents
- Gifts from business and industry, including cash, equipment, and materials
- Gifts and grants from foundations
- Matching gifts (companies or corporate foundations match their employees' gifts to Ferris from a one-to-one to a four-to-one ratio)
- Gifts in memory or honor of individuals
- Gifts through naming Ferris State University as a beneficiary in estate plans

Donor societies recognize extraordinary generosity:

- **Woodbridge N. Ferris Society:** \$1,000,000 cash or in-kind gifts
- **Helen Gillespie Ferris Society:** \$750,000 cash or in-kind gifts
- **Abigail Timme Smith Society:** All planned gifts \$35,000 or more
- **Legacy Society:** \$500,000 cash or in-kind gifts
- **Crimson and Gold Society:** \$1,000 cash or in-kind gifts from graduates of 5 years or less
- **Phoenix Society:** \$100,000 in cash or in-kind gifts
- **Old Main Society:** \$50,000 cash or in-kind gifts
- **Founder's Society:** \$25,000 in cash or in-kind gifts
- **Presidents Society:** \$10,000 in cash or in-kind gifts
- **Dean's Club:** Annual gift of \$500-\$999 with funding designated to a specific college or program
- **Carillon Society:** \$250,000 cash or in-kind gifts

Athletic booster clubs help students-athletes:

- **Bulldog Club:** Gifts designated to support athletic programs. Top Dog \$1,000, Coach \$500, Captain \$250, Booster \$100, Friend \$50
- **Blueline Club:** Gifts are designated to support the varsity hockey program. Hobey Baker \$1,000+, All American \$500-\$999, All Conference \$300-\$499, Captain \$100-\$299, Member \$50-\$99
- **6th Dawg Club:** Gifts designated to support the women's basketball program. All-American \$250+, GLIAC All-Conference \$100-\$249, FSU Team Member \$25-\$99.
- **Diamond Dawg Club:** Gifts designated to support the softball program. Champion \$1,000+, Coach \$500-\$999, Captain \$300-\$499, Gold \$150-\$299 and Crimson \$50-\$149.
- **Gridiron Club:** Gifts designated to support the football program. Champion \$1,000+, Gold \$500-\$999 and Crimson \$150-\$499
- **Rebounders Club:** Gifts designated to support the men's basketball program. Company/Community Member \$250+, Member Plus \$100-\$249, Individual Member \$25-\$99.
- **The Gallery:** Gifts designated to support the men and women's golf teams. All-American \$300+, All-Conference \$150-\$299, Team Player \$50-\$149.

GENERAL INFORMATION

FERRIS STATE UNIVERSITY CALENDAR

Fall Semester, 2007

Aug. 22-24	Registration
Aug. 27	Classes begin
Sept.3	Labor Day - no classes
Sept.4	Classes resume
Oct. 22	Mid-term grades due
Nov. 1	Last day for approved unqualified W grade
Nov. 21	Thanksgiving recess begins
Nov. 26	Classes resume
Dec. 7	Last day of classes
Dec. 10	Examination week begins
Dec. 14	Last day of examination week
Dec. 15	Fall Commencement

Spring Semester, 2008

Jan. 9-11	Registration
Jan. 14	Classes begin
Jan. 21	Martin Luther King Day - no classes
Mar. 8	Spring recess begins
Mar. 10	Mid-term grades due
Mar.17	Classes resume
Mar. 20	Mid-term break begins - no classes
Mar. 24	Classes resume
Mar. 27	Last day for approved unqualified W grade
May 2	Last day of classes
May 5	Examination week begins
May 9	Last day of examination week
May 9 & 10	Spring Commencement

Summer Semester, 2008

May 19	Registration
May 20	Classes begin
May 26	Memorial Day - no classes
May 27	Classes resume
July 4	Independence Day recess - no classes
July 10	Last day for approved unqualified W grade
Aug. 13	Last day of summer semester classes

Fall Semester, 2008

Aug. 27-29	Registration
Sept.1	Labor Day - no classes
Sept. 2	Classes begin
Oct. 27	Mid-term grades due
Nov. 5	Last day for approved unqualified W grade
Nov. 26	Thanksgiving recess begins
Dec. 1	Classes resume
Dec. 12	Last day of classes
Dec. 15	Examination week begins
Dec. 19	Last day of examination week
Dec. 20	Fall Commencement

GENERAL INFORMATION

TELEPHONE NUMBERS (frequently used)

The telephone number for the Ferris State switchboard is (231) 591-2000; the telephone operator can assist you. Most colleges, departments and offices also have their own numbers. The toll free number is 800-433-7747. Some frequently called numbers are listed below:

Academic Deans Offices

College of Allied Health Sciences	591-2270
College of Arts and Sciences	591-3661
College of Business	591-2420
College of Education & Human Services	591-3646
Michigan College of Optometry at F.S.U.	591-3700
College of Pharmacy	591-3780
College of Technology	591-2890
University College	591-2428

Student Services

Admissions & Records	591-2100
Institutional Research & Testing	591-3628
Business Office	591-2125
Student Employment & Career Services	591-2110
Orientation.....	591-2100
Residential Life (Housing)	591-3745
Birkam Health Center.....	591-2614

General

Alumni Relations	591-2345
Athletic Department.....	591-2860
Library	591-3500
University Center for Extended Learning	591-2340
Public Safety	591-5000
Rankin Student Center.....	591-5916
Student Activities.....	591-2606
University Advancement & Marketing	591-3815

FSU-GR

616 - 451- 4777

Kendall College of Art & Design

616 - 451- 2787

Registrar.....	EXT 1141
Admissions.....	EXT 1107
Library	EXT 1122
Enrollment Management	EXT 1113
Financial Aid.....	EXT 1112
College Counselor.....	EXT 1136

EDUCATIONAL GRANTS AND SCHOLARSHIPS

FEDERAL

The Federal Pell Grant
The Supplemental Educational Opportunity Grant

STATE

The Michigan Educational Opportunity Grant Program
The Michigan Adult Part-Time Grant Program

INSTITUTIONAL

Ability Scholarship
Academic Opportunity Scholarship
Athletic Grants (Individual Sports)
COB Leadership Scholarship
College of Business Scholarship
Community Based Scholarship
COT Student Kickoff Award
Dean's Scholarship
Detroit Compact Scholarship
Detroit Public Scholarship
Doctor of Pharmacy Scholarship
Entertainment Unlimited Scholarship
Ferris Achievement Scholarship
Ferris Grant
Founder's Scholarship
Honors Residential Life Scholarship
Intensive English Scholarship
International Transfer Scholarship
Kelso-Battle Scholarship
Military Veteran's Scholarship
Non Resident Transfer Scholarship
Phi Theta Kappa Scholarship
President's Scholarship
President's Invitational Scholarship
Pro Start Scholarship
PTM Scholarship
Residential Life Scholarship
Skills USA Scholarship
Study Abroad Scholarship
Transfer Academic Achievement Scholarship
Transfer Academic Excellence Scholarship
Transfer Residential Life Scholarship
Wade McCree Scholarship
Wenrich Tuition Scholarship

GRANTS AND SCHOLARSHIPS

1968 Football Scholarship
Abbott Laboratories Scholarship
ACCA Past Presidents Council Scholarship
AITP Scholarship
Alumni Association Legacy
AM Welding Society - Detroit Scholarship
AM Welding Society-District Eleven Scholarship
AM Welding Society-Miami Scholarship
AM Welding Society-National Named Scholarship
AM Welding Society-Saginaw Scholarship
AM Welding Society-West MI Scholarship
American Association of HTG, REF and A/C Eng. Scholarship
American Foundation for Vision Awareness Scholarship
American Hotel Foundation Scholarship

2006 FIRST TIME FRESHMAN SCHOLARSHIPS			
<u>Scholarship</u>	<u># Awarded</u>	<u>Total Amount</u>	<u>Total Each</u>
Founder's	18	\$99,000	\$5,500
President's	47	\$211,500	\$4,500
Dean's	307	\$921,000	\$3,000
Residential Life	551	\$1,102,000	\$2,000

American Photo Marketing Scholarship
American Professional Estimators Scholarship
American Society for Quality Control Scholarship
Amerikam Scholarship
Amy Ament Award
Andrea L. Warfield Memorial Endowed Scholarship
Anne Szabunia Memorial Scholarship
AOA Advantage Scholarship
Applied Math/Actuarial Science Scholarship
Army ROTC Scholarship
Arnold & Carolyn Johnson Scholarship
ASHP Student Leadership Award
Association of Golf Exhibitors
Automotive Aftermarket Industry Scholarship
Barnes & Noble Scholarship
Barry Barratt Scholarship
BCI New OD Scholarship
Big Rapids Garden Club Scholarship
Bill & Lynne Scheible Scholarship
Bingman Scholarship
Blanche Arnold Scholarship
Board of Nursing Scholarship - MSN
Board of Nursing Scholarship - RN
Boerma Eagle Scout Scholarship
Brian & Grace Brown Scholarship
Brian Chapman Memorial PGM Scholarship
Brian McDonald Scholarship
Brudy Memorial Pharmacy Scholarship
C. Alan Tressler Memorial Scholarship Fund
Cadillac Area Human Association Scholarship
Call Family Scholarship
Canadian Lakes Garden Club Scholarship
Capital Regional Community Foundation Scholarship
Cascade Engineering Annual Scholarship
CCNA Certification Scholarship
Charles Jehnzen Scholarship
Charles J. Kodis Advanced Industrial Automation
Charles Kodis Scholarship
Chase Plastic Scholarship
Chicago Rawhide Scholarship
Chrysler Apprenticeship Scholarship
Class of 1974 Linda Willette Scholarship
Claucherty Scholarship
CLS - Clinical Lab Sciences Scholarship
CM Industry Golf Outing Scholarship
Coca-Cola/Crystal Mountain Scholarship

Source: Financial Aid Office

GENERAL INFORMATION

GRANTS AND SCHOLARSHIPS CONT.

College of Education Alumni Scholarship
Craig and Lee Ann Westman Scholarship
Cummings Scholarship
Cummins Inc. Scholarship
Curtis Brown Scholarship
CVS Pharmacy Award
Daniel Tyler Scholarship
Daudi Book Scholarship
David D. Whalen Scholarship
David R. Greer Surveying Engineering Scholarship
David Prior Scholarship
DECA Scholarship
Dee Kap Memorial Scholarship
Dieter H. Weiss Award
Dental Health Professionals Dental Hygiene Scholarship
Dick Brammer Scholarship
Donald and E. Lyle Magee Scholarship
Donald Shreve Scholarship
Douglas Froelich Scholarship
Douglas Hagemann Scholarship
Dow Industrial Chemical Scholarship
Doctor of Pharmacy Scholarship
Dr. Ian Mathison Endowed Scholarship
Dr. Adnan Dakkuri Pharmacy Scholarship
Dr. Gabriel Memorial End. Scholarship
Dr. Henry R. Racki OPT Scholarship
Dr. Henry Reitz End. Scholarship
Dr. Jack Bennett Memorial Scholarship
Dr. Merrill R. Murray Memorial Scholarship
Dupont-Dow Elastomers Scholarship
ECNS 115 Incentive Scholarship
E-Commerce Marketing Scholarship
Ed Harris Memorial Scholarship
Edward Griffen Memorial Teacher Education
Edward Redwood Scholarship
Eisler Annual Scholarship
Enterprise Book Scholarship
Ernie Fuller Scholarship
Esther Ewigleben Memorial Scholarship
Ewigleben Scholarship
Excellence Alliance Scholarship
Fairman Scholarship Fund
Falcone Memorial Scholarship
Fenn & Associates Surveying Scholarship
Ferris Professional Women
Ferris State University Scholarship
FFA/Russel Moffett Scholarship
Finishmaster Automotive Scholarship
Flint Public Schools Scholarship
Ford Motor Company Scholarship
Fortune/Morlock Memorial Scholarship
Foundation Federated Garden Club Scholarship
Frances Friar Nursing Scholarship
Frank Karas Scholarship
Frank L. Greathouse Government Accounting Scholarship
Fred E. Taylor Endowed Scholarship
Frederick Broemer Award
Freudenberg NOK Scholarship
FSU Alumni & Friends Scholarship
FSU Alumni Softball Scholarship
FSU Dental Hygiene Alumni Scholarship
Fund Evaluation Group Scholarship
G Storm Memorial Technical Teacher Education
Gary Trimarco Automotive Scholarship
Gary Waters Basketball Scholarship
Geff Reinke Endowed Scholarship
George A. Nielsen Public Investor Scholarship
George & Kathryn Menoutes Scholarship
George Bowlby Scholarship
George Holcomb Memorial Scholarship Fund
Gerace Construction Scholarship
Glenna F. Spellicy Memorial Scholarship
Godfrey Parsons Scholarship
Gordon Kamstra Memorial Scholarship
Governors Career Scholarship
HS Die Engineering, Inc.
Hammer's 4-C's Award
Harper Wildern Pharmacy Scholarship
Harry & Belle Schwarzbach Scholarship
Harry Larson Memorial Scholarship
Harry Melling Memorial Scholarship
Harry Swartz Pharmacy Administration Award
Hashimi Dental Leadership Scholarship
Helen Ferris Vartan Scholarship Fund
Helen Popovich Scholarship
Hicks Gridiron Scholarship
Hoexum Scholarship
Home Builders of Mecosta County
Horticulture and Technology Scholarship
Hospitality GALA-DECA Scholarship
HURCO Engineering Scholarship
Hurco Ultimax Scholarship
Hurst Mechanical Inc. Scholarship
HVACR - Htg. Vent, A/C, Ref. Engineering Scholarship
Independent Inc. Scholarship
Innovative Breakthrough SBM
Intensive English Scholarship
International Student Emergency Scholarship
J.B. McCormick Scholarship Fund
J. N. Nelson Family Scholarship
Jack LeBarre Scholarship
Jack Newcombe Scholarship
Jacob & Gertrude VanDyke Scholarship
James Bolthouse Memorial Scholarship
James Shane Scholarship
Japanese Parent's Textbook Scholarship
Jenny Jacobs Softball Scholarship
Jerry and Mary Ford Scholarship
Jessica Nagle-Wilson Scholarship
Jim Ferrell Memorial Endowed Scholarship
Joan Nelson Scholarship
John Celestino Endowed Scholarship
John Deere Foundation Scholarship
John J. Wheeler Scholarship
John Sebold Memorial Scholarship
John Newell Scholarship
John P. Nelson Endowed Scholarship
John R. Smith Memorial Endowed Leadership
Joan Reirson Draugalis Endowment
Jourdain Scholarship
Jordan Scholarship
Joseph Bishop Surveying Scholarship

Source: Financial Aid Office

GENERAL INFORMATION

GRANTS AND SCHOLARSHIPS CONT.

Joseph Sasaki Scholarship Fund
Julia McCormick
Junior Achievement Scholarship
Karlis K. Kazerovskis Scholarship
Kearn's Educational Award
KEBS Incorporated Scholarship
Kenneth Spoerk Memorial Scholarship
Khagendra Thapa K. Surveying Scholarship
K-Mart Pharmacy Scholarship
Korean Students Scholarship
Kurt Hellthaler Memorial Scholarship
Labroff Scholarship
Lakeview Foundation Healthcare Scholarship
Lambda Sigma Honor Society Scholarship
Lewis & Lewis Surveying
Lloyd C. Zill Scholarship
Long Scholarship
Lorna Lewis Holistic Nurse Scholarship
Macomber/Atwell Hicks, Inc. Scholarship
Mahida Surveying Scholarship
Manufacturing Scholarship
Marco Family Foundation Grant
Martin J Wozniak End. Scholarship
Marriot Golf Scholarship
Marty Lass Golf Scholarship
Mary Ann Hashimi Memorial Scholarship
Mary C. Feint Surveying Scholarship
Mary McCorriston Child Development
Mary T. Creswell Scholarship
Maude Korstange Scholarship
McKesson Med. Mgmt Dean's Scholarship
McNaughton/McKay Scholarship
MCO Alumni Endowed Scholarship
Mechanical Service Contractors of America
Mecosta County Veterans Scholarship
Medicine Shoppe Scholarship
Meijer Inc. Accountancy Scholarship
Meijer Inc. Pre-Senior Scholarship Award
Melling Memorial Endowed Scholarship
MIAEYC Student Leadership Scholarship
Michigan Chapter Air/Cond Contractors Scholarship
MI Pharmacists A D PRFFLSM Award
Michigan Mechanical Contractor Scholarship
Michigan Printing Week Association Scholarship
Michigan Association Pipe Trades Scholarship
Michigan Adjusters Association Scholarship
Michigan Kroger/Dairy Scholarship
Michigan Pharmacy Fund Scholarship
Mid Michigan Pharmacists Association Scholarship
Midland Lions Club R. Maier Scholarship
Mid Michigan Engineering And Surveying Scholarship
Mike Shira Health Systems Management
Military Veteran's Scholarship
Minnie Mould Marsh Endowed Scholarship
Minorities in Government Finance Scholarship
Moore & Bruggink Incorporated Scholarship
Morris Hood Scholarship
Mylo Ragan Endowed Scholarship

NA Heat-Air Conditioners Scholarship
NACDS Dean's Scholarship
National Guard Scholarship
National Scholars Honor Society
New Horizon Scholarship
Norris & Irene Johnson Scholarship
Northern Michigan Road Commission Scholarship
O.B. Davenport Scholarship
Oakland Area Scholarship
O'Brien, Quy Scholarship
Orville Hoffman Scholarship
Outer Drive Hospital Auxiliary Scholarship
Patricia Berry Intensive English Scholarship
Paul E. Borton Memorial Scholarship
Paul Runyan Scholarship
Pfizer Scholarship
PGA Diversity Scholarship
PGM Alumni Scholarship
PGM Scholarship
Pharmacists Mutual Scholarship Award
Pharmacy Alumni Scholarship
Pharmacy Dean's Scholarship
Phillip's Ford Lincoln Mercury
Plumbers/Steamfitters 190 Scholarship
Progressive Group Alliance Scholarship
Puterbaugh Scholarship
Rautiola PTM Scholarship
Raymond Kenyon Scholarship
Reed City FSU Distinguished Alumni Scholarship
Refrigeration Engineering Inc. Scholarship
Resistance Welder Scholarship
Rex Dew Memorial Textbook Fund
Rhein Chemie Scholarship
Rick Carlton PTM Business Scholarship
Rick Rodenhouse Memorial Scholarship
Rite-Aid Junior Scholarship Award
Robert Brand Memorial Scholarship
Robert Brauer Award
Robert Buchdahl Memorial Award
Robert Burch Scholarship
Robert Byrd Scholarship
Robert Hendricks Memorial Scholarship
Robert VanHoven Memorial Award
Robert Williams Scholarship
Roberta Teahen University Center for Extended Learning
Roger/Debra Card Wildlife Scholarship
Rolland L. Hicks Endowed Scholarship
Rought Surveying Scholarship
Rowe Incorporated Scholarship
Rubber Manufacturing Association Scholarship
Ruby MacNeill Endowed Memorial
Rumsey Memorial Scholarship
Runners Memorial Scholarship
Russell & Avis Gerber Endowed Scholarship
Russell G. Merithew Scholarship
Ruth L. Shattuck Scholarship
Safe Scholarship
Saginaw Community Foundation Scholarship

Source: Financial Aid Office

GENERAL INFORMATION

GRANTS AND SCHOLARSHIPS CONT.

Scott D. Anderson Mem. Schol. - Morley/Stanwood HS
Scott D. Anderson Mem. Scholarship for FSU
Scott Schultz Excellence Scholarship
Scott Whitener Memorial Scholarship
Sherman Throop Memorial Scholarship
Shopko Pharmacy Scholarship Award
Sloan Trans. Prod. Heavy Equip. Scholarship
Smith/Taylor/Malloy Scholarship
Society Of Mfg Eng - Chapter 11
Society Of Mfg Eng - Chapter 38
S-STEM Scholarships
Stan Dean Memorial Endowed Scholarship
Stephen E Martin Memorial Award
Student Ambassador Scholarship
Student Senator Scholarship
Susan Greene Memorial Scholarship
TAC Automotive Group Scholarship
Talbots Women's Scholarship
Target Scholarship
Thomas Reuther Scholarship
Thomas Sobota Memorial Scholarship
Three Rivers Construction Scholarship
Tingley & Associates Scholarship
Tokie Yamada Scholarship
Toyota Scholarship
Tylenol Scholarship
Upper Division Academic Scholarship
Upper Peninsula MPA Scholarship
Urban Land Consultants Scholarship
Vanderlaan Leadership Award
Vanduinen Memorial Scholarship
Victoria Kamm Scholarship
Vision Service Plan Academic Scholarship
W. E. Dengler Pharmacy Scholarship
W. J. Stevenson Scholarship Fund
Walgreen Scholarship
Wal-Mart Pharmacy Scholarship
Wanda Butler Memorial Award
Warren & Beverly Parker Scholarship Endowment
Weeks-Lakin Optometry Scholarship
Welding Competition Scholarship
West Michigan Mechanical Contractors Scholarship
West Michigan Credit Union Scholarship
West Michigan Rubber Group Scholarship
Whitehead Memorial Scholarship
Wildern Family Scholarship
William Beagle Scholarship
Willis J. Heyl Award in Pharmacognosy
WM Merle Morris Endowed Scholarship
Woolpert LLP Scholarship
Zakov Family Endowed Scholarship

GENERAL INFORMATION

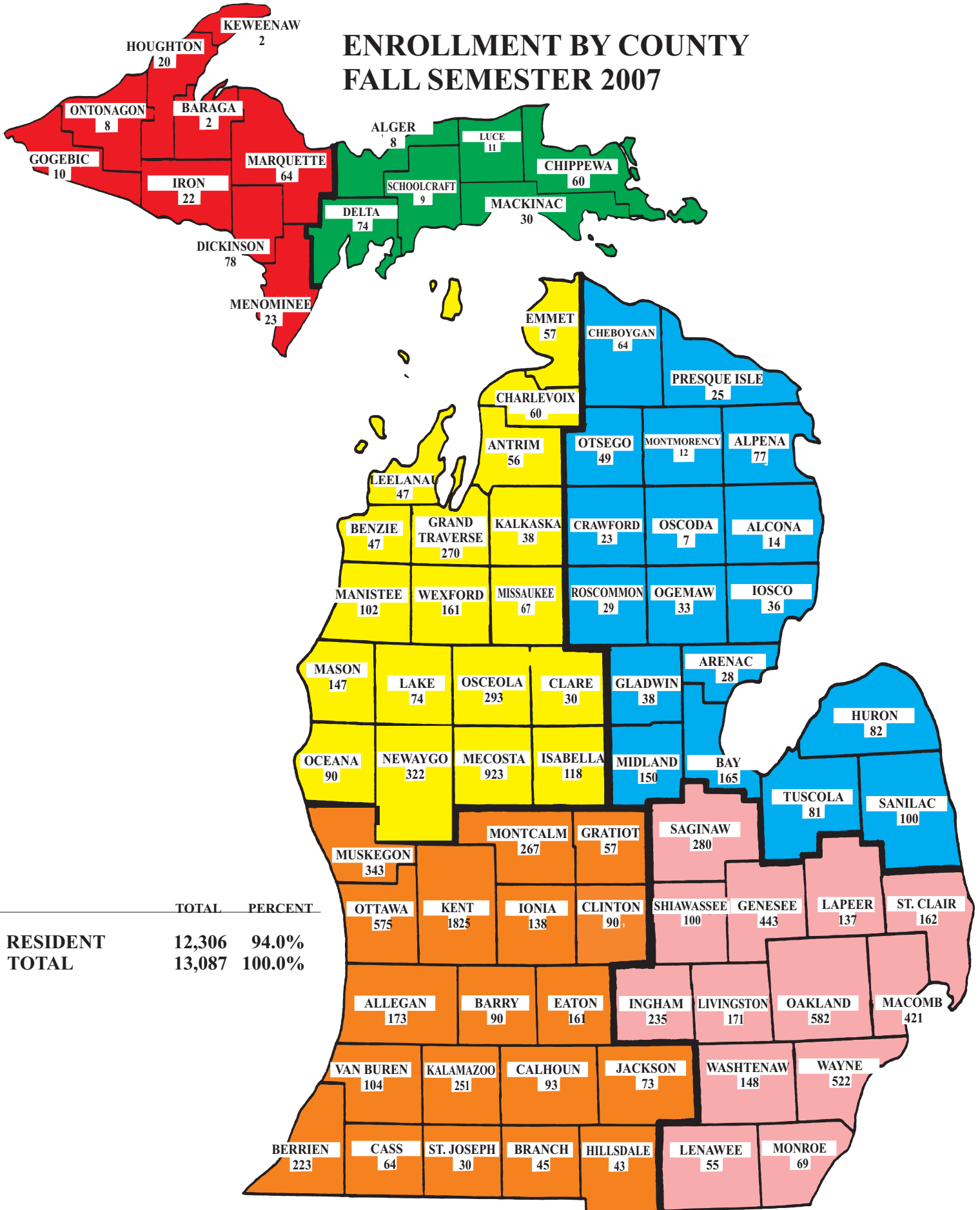
INSTITUTIONAL LOANS

Roger Allen Student Assistance Fund
Allied Health Loan
Alumni Loan
Roy Alvarado Memorial Loan Fund
Walter Armbruster Memorial Loan Fund
Asian Student Loan
Bernice Behrens Student Assistance Fund
George Berden Loan
Glenn C. Bond Memorial Loan Fund
Steve Bordano Memorial Loan Fund
Alden W. Brown Student Loan Fund
Fern & William Brown Loan Fund
A.G. Buchman Student Loan Fund
Robert and Gertrude Burns Memorial Loan Fund
Bush Memorial Loan Fund
College of Business Memorial Loan Fund
College of Business Student Emergency Loan Fund
Addie & Earl Campbell Memorial Loan Fund
Carlisle Memorial Fund
Carr/South Emergency Loan
Claus, Graduate Loan Fund
Lynn H. Cook Memorial Loan Fund
Lee W. Cookson Memorial Loan Fund
Frank Clark Loan
Cronk Loan
Perry Converse Loan
Cummings Loan
Matilda Ann Dell Pharmacy Student Loan Fund
Lowell DeMoss Memorial Student Loan Fund
David M. Denbrock Memorial Loan Fund
Dingman, William E. Loan
Discretionary Loan Fund
Richard Faber Loan
Carlton G. Ferris Student Loan Fund
M. Lewis Fishman Memorial Loan Fund
Walter H. Gillette Memorial Loan Fund
Graphic Art Loan Fund
Clyde C. Heinonen Memorial Loan Fund
Kurt Hellthaler Loan Fund
Fern R. Holden Student Loan Fund
Regina L. Stevenson Holt Memorial Loan Fund
Ansel C. Hook Memorial
Nancy Ingall Memorial Loan Fund
Jordan, R & A Loan
Kappa Alpha Psi Loan
Karlis K. Kazerovski Endowment Loan
Kuhlman/Greene Loan
Richard S. Labroff Loan
Will Lane Pharmacy Student Assistance Fund
Lithocrafters and Bookcrafters Loan Fund
Louis Legg Loan
Henry Lowsma Memorial Loan Fund
Geraldine Travis MacGregor Memorial Loan Fund
Herbert H. Martz Student Assistance Fund for Pharmacy Students
Gerrit Masselink Memorial Loan Fund
Earl H. McCormick Memorial Loan Fund
Michigan Association of Educational Secretaries Memorial Loan Fund
MI Construction Equipment Dealer Loan
Michigan Pest Control Loan
MI State Federation of Women's Clubs Student Loan
William C. Moore Memorial Loan Fund
Richard J. and Marion Morley Memorial Loan Fund
James Morton Memorial Loan Fund
Northern Michigan Road Comm Assoc Loan Fund
Charles S. Neithercut Student Loan Fund
College of Optometry Student Emergency Loan Fund
Arthur E. Ormsbee Memorial Loan Fund
Jay Oviatt Pharmacy Student Loan Fund
Helena E. Paris Loan Fund
Perry Drug Stores, Inc. Loan Fund
College of Pharmacy Student Emergency Loan Fund
Dr. Ralph Pino Memorial Loan Fund
Albert Pisa Loan
Francis R. Piper Loan Fund
Orval Plank Memorial Loan Fund
Leon Probst Memorial Loan Fund
Dean Donald Rankin Loan Fund
Redman Agency Inc. Student Loan Fund
Dr. P & L Scholler Fund
V.R. Sines Memorial Fund
Max E. Smith Memorial Loan Fund
Ronald M. Solomon Memorial Loan Fund
Spathelf Loan
Special Loan Fund
Kenneth Spoerk Memorial Loan Fund
Carl Starkey Loan
Raymond W. Starr Student Loan Fund
Fred W. Swan Memorial Student Assistance Fund
Augusta Taisey Memorial Loan Fund
Abigail Timme Endowed Student Loan Fund
Townsend and Buttum, Inc. Student Loan Fund
Rueben E. & Gertrude A. Trippensee Memorial Loan
Alma Lidell Tufveson Memorial Loan Fund
UMOI-United Migrants Loan
Veddar Loan
Roy Clark Vandercook Memorial Loan Fund
William C. Wolfinger Memorial Loan Fund
Wolverine Club Student Loan Fund
R.M. Wylie Student Loan Fund

Source: Investments/Grants Office/Financial Aid Office

Students/Enrollment

ENROLLMENT BY COUNTY FALL SEMESTER 2007



STUDENTS/ENROLLMENT

FALL 2007 ENROLLMENT BY STATE & BY COUNTRY

NON-MICHIGAN STUDENTS BY STATE

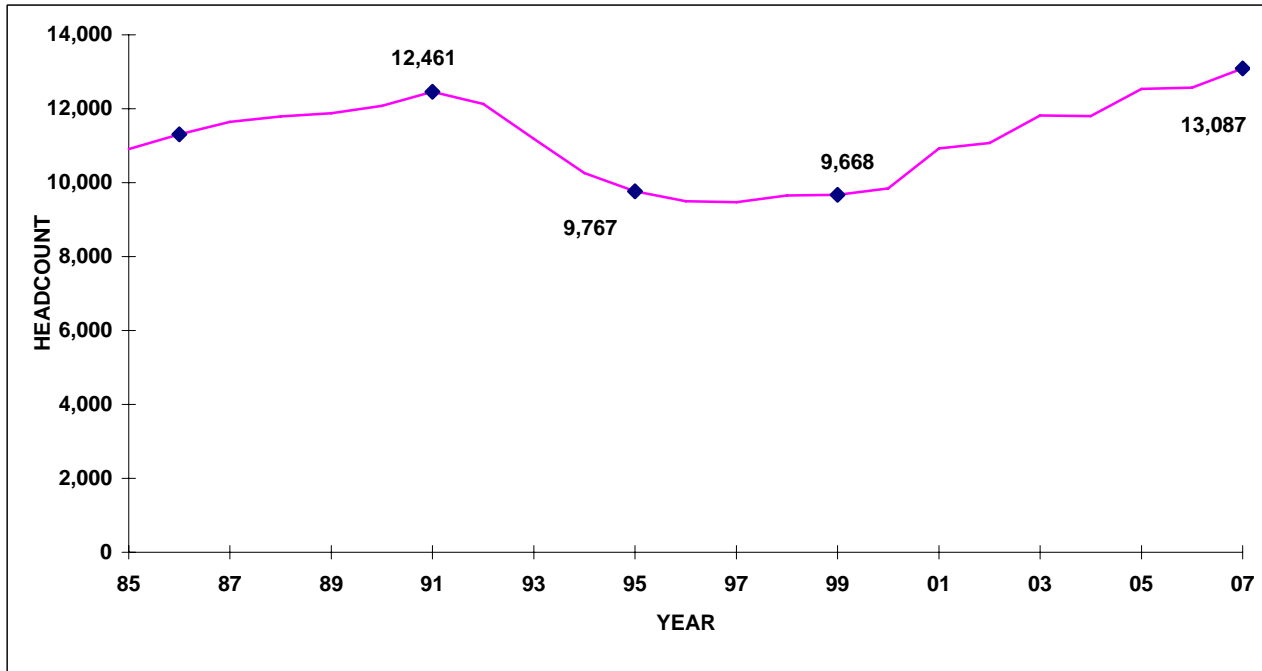
Alabama	1	Illinois	171	North Carolina	6	Rhode Island	1	
Alaska	4	Indiana	63	North Dakota	1	South Carolina	2	
Arizona	6	Kansas	4	Nebraska	0	South Dakota	3	
California	23	Kentucky	3	New Hampshire	1	Tennessee	7	
Colorado	7	Louisiana	1	New Jersey	9	Texas	12	
Connecticut	2	Massachusetts	8	Nevada	3	Utah	7	
Delaware	2	Maine	0	New Mexico	1	Virginia	12	
Florida	9	Maryland	7	New York	19	Washington	2	
Georgia	7	Minnesota	30	Ohio	62	West Virginia	0	
Hawaii	1	Missouri	6	Oklahoma	4	Wisconsin	57	
Idaho	2	Mississippi	1	Oregon	5	Wyoming	2	
Iowa	12	Montana	6	Pennsylvania	7	Unidentified	25	
							TOTAL	624
							TOTAL STATES	47

FOREIGN STUDENTS BY COUNTRY

<u>Africa</u>	<u>11</u>	<u>Asia</u>	<u>51</u>	<u>Europe</u>	<u>2</u>	<u>North America</u>	<u>60</u>	
Botswana	2	Turkey	3	Germany	1	Canada	60	
Nigeria	1	Republic of China	2	Sweden	1			
Zambia	4	South Korea	5			South and		
Republic of Congo	1	Vietnam	3	<u>Middle East</u>	<u>9</u>	<u>Central America</u>	<u>3</u>	
Kenya	1	Hong Kong	1	Afghanistan	1	Mexico	2	
Cameroon	1	Indonesia	1	Kuwait	3	Venezuela	1	
Niger	1	India	28	Saudi Arabia	4			
		Japan	5	Iran	1			
		Thailand	2			Unidentified	21	
		Myanmar	1					
							TOTAL	157
							TOTAL COUNTRIES	26

Source: Office of Institutional Research & Testing

TOTAL HEADCOUNT ENROLLMENT



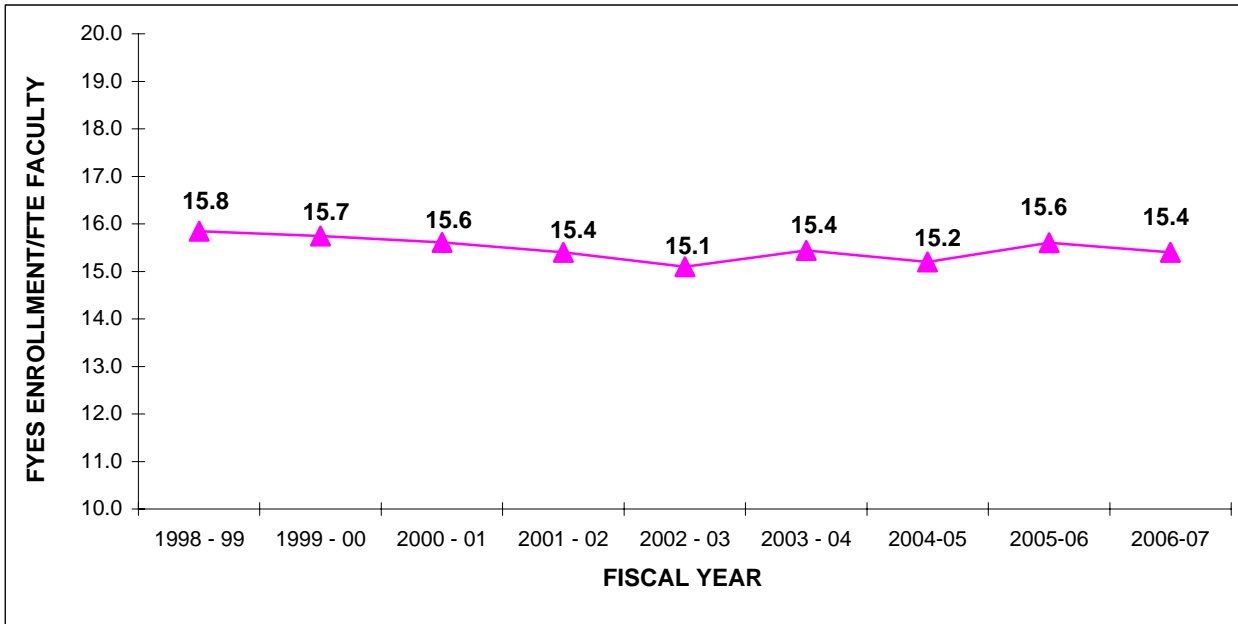
FALL ENROLLMENT 1978 - 2007

1978	10,208	1993	11,188
1979	10,596	1994	10,258
1980	11,112	1995	9,767
1981	11,261	1996	9,495
1982	11,008	1997	9,468
1983	10,767	1998	9,651
1984	10,540	1999	9,668
1985	10,909	2000	9,847
1986	11,310	2001	10,930
1987	11,643	2002	11,074
1988	11,792	2003	11,822
1989	11,878	2004	11,803
1990	12,076	2005	12,547
1991	12,461	2006	12,575
1992	12,134	2007	13,087

Source: Office of Institutional Research and Testing

STUDENTS/ENROLLMENT

FULL YEAR EQUATED STUDENT (FYES) ENROLLMENT PER FULL TIME EQUATED (FTE) FACULTY 1998-99 to 2006-07



STUDENT - FACULTY RATIO

	<u>FYES</u>	<u>FTE</u>	<u>RATIO</u>
1998 - 99	8,510	537.07	15.8
1999 - 00	8,527	541.55	15.7
2000 - 01	8,977	575.11	15.6
2001 - 02	9,568	622.23	15.4
2002 - 03	9,841	653.82	15.1
2003 - 04	10,340	669.70	15.4
2004 - 05	10,548	692.37	15.2
2005 - 06	11,063	709.78	15.6
2006 - 07	11,098	720.39	15.4

Source: State of Michigan HEIDI Database, Budget Office

STUDENTS/ENROLLMENT

5-YEAR ENROLLMENT BY COLLEGE FALL SEMESTER

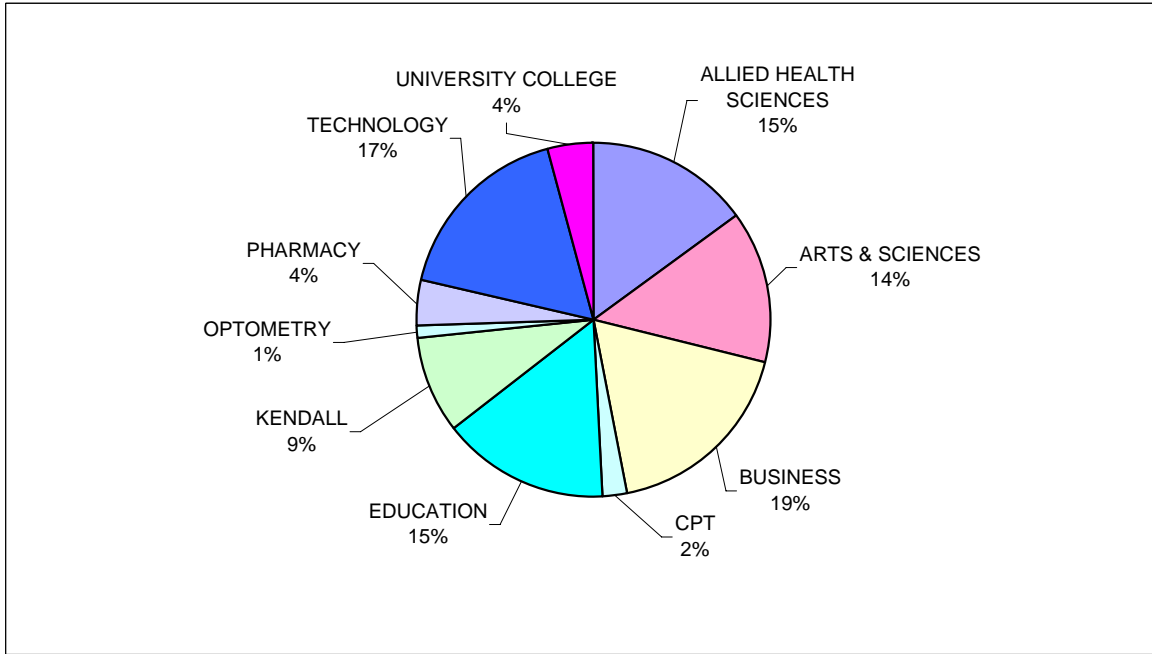
<u>COLLEGE</u>	<u>2003-04</u>	<u>2004-05</u>	<u>2005-06</u>	<u>2006-07</u>	<u>2007-08</u>
ALLIED HEALTH SCIENCES	1,505	1,522	1,767	1,764*	1,960
ARTS & SCIENCES	1,541	1,592	1,743	1,783	1,837
BUSINESS	2,209	2,151	2,173	2,205	2,364
COLLEGE OF PROF & TECH STUDIES	37	108	210	216	256
EDUCATION & HUMAN SERVICES	2,213	2,179	2,218	2,114*	2,013
KENDALL COLLEGE OF ART & DESIGN	924	931	1,036	1,082	1,180
MICHIGAN COLLEGE OF OPTOMETRY	131	131	131	133	138
PHARMACY	444	456	489	515	542
TECHNOLOGY	2,382	2,317	2,395	2,263	2,264
UNIVERSITY COLLEGE	436	416	385	500	533
TOTAL	11,822	11,803	12,547	12,575	13,087

* Totals for Allied Health Sciences & Education and Human Services differ from the official 4th day count.
8 students in nursing were incorrectly coded to Education & Human Services.

Source: Office of Institutional Research and Testing

STUDENTS/ENROLLMENT

PERCENT OF STUDENTS BY COLLEGE FALL SEMESTER 2007



STUDENT ENROLLMENT BY COLLEGE

ALLIED HEALTH SCIENCES	1,960
ARTS & SCIENCES	1,837
BUSINESS	2,364
COLLEGE OF PROF & TECH STUDIES	256
EDUCATION & HUMAN SERVICES	2,013
KENDALL COLLEGE OF ART & DESIGN	1,180
MICHIGAN COLLEGE OF OPTOMETRY	138
PHARMACY	542
TECHNOLOGY	2,264
UNIVERSITY COLLEGE	533
TOTAL	13,087

*Totals for Allied Health Sciences & Education and Human Services differ from the official 4th day count. 8 students in Nursing were incorrectly coded to Education & Human Services.

Source: Office of Institutional Research and Testing

STUDENTS/ENROLLMENT

ENROLLMENT SUMMARY FALL 2007

	<u>FULL-TIME</u>		<u>PART-TIME</u>		<u>TOTAL</u>
UNDERGRADUATE STUDENTS	8,911	75%	2,924	25%	11,835
GRADUATE STUDENTS	132	23%	440	77%	572
FIRST PROFESSIONAL STUDENTS	663	98%	17	3%	680
ALL STUDENTS	9,706	74%	3,381	26%	13,087

	<u>MEN</u>		<u>WOMEN</u>		<u>TOTAL</u>
TOTAL FULL-TIME	5,276	54%	4,430	46%	9,706
TOTAL PART-TIME	1,491	44%	1,890	56%	3,381
TOTALS	6,767	52%	6,320	48%	13,087

	<u>FALL 2005</u>	<u>FALL 2006</u>	<u>FALL 2007</u>
FTIAC'S * (First Time In Any College)	2,417	2,195	2,340
READMITS	318	477	439
TRANSFERS	1,382	1,645	1,489
CONTINUING	8,430	8,245	8,802
GUEST	N/A	13	17
TOTAL	12,547	12,575	13,087

* Includes all students, F-T, P-T, degree seeking and non-degree seeking.

<u>FRESHMAN</u>	<u>FALL 2005</u>	<u>FALL 2006</u>	<u>FALL 2007</u>
APPLIED	12,877	N/A**	9,097
ACCEPTED	6,021	N/A**	5,403
ENROLLED	2,417	2,195	2,340
RATIO of ACCEPTED to ENROLLED	0.40	N/A**	0.43

** Due to Banner conversion issues this number is unavailable.

	<u>FALL 2005</u>	<u>FALL 2006</u>	<u>FALL 2007</u>
TOTAL	12,547	12,575	13,087
OFF CAMPUS	1,881	2,007	2,227
ON CAMPUS	10,666	10,568	10,860
KENDALL	1,036	1,082	1,180
BIG RAPIDS	9,630	9,486	9,680
IN RESIDENCE HALLS	3,743	3,549	3,472
IN APARTMENTS	422	375	362
COMMUTERS	5,465	5,562	5,846

Source: Office of Institutional Research and Testing

STUDENTS/ENROLLMENT

COMPARATIVE FALL ENROLLMENT REPORT BY COLLEGE

<u>COLLEGE</u>	<u>MEN</u>	<u>WOMEN</u>	<u>2006 TOTAL</u>	<u>2007 TOTAL</u>
ALLIED HEALTH SCIENCES	332	1,628	1,764*	1,960
Associate Degree	160	806	1,073	966
Bachelor Degree	167	752	590	919
Certificate	1	16	23	17
Master's Degree	3	40	35	43
Undeclared Major	1	14	8	15
ARTS & SCIENCES	711	1,126	1,783	1,837
Associate Degree	338	424	789	762
Bachelor Degree	340	609	865	949
Undeclared Major	33	93	129	126
BUSINESS	1,427	937	2,205	2,364
Associate Degree	149	150	280	299
Bachelor Degree	1,171	700	1,759	1,871
Certificate	9	22	50	31
Masters Degree	89	58	93	147
Undeclared Major	9	7	23	16
COLLEGE OF PROF & TECH STUDIES	212	44	216	256
Bachelor Degree	180	30	215	210
Undeclared Major	32	14	1	46
EDUCATION & HUMAN SERVICES	954	1,059	2,114*	2,013
Associate Degree	202	104	351	306
Bachelor Degree	619	735	1,377	1,354
Certificate	0	0	0	0
Masters Degree	108	184	301	292
Spec. Stu. (non-degree cert.)	4	7	19	11
Undeclared Major Grad.	16	26	46	42
Undeclared Major U.G.	5	3	20	8
KENDALL COLLEGE OF ART & DESIGN	442	738	1,082	1,180
Bachelor Degree	395	625	944	1,020
Masters Degree	18	18	39	36
Spec. Stu. (non-degree cert.)	0	3	1	3
Undeclared	29	92	98	121
MICHIGAN COLLEGE OF OPTOMETRY	52	86	133	138
O.D. Degree	52	86	133	138
PHARMACY	234	308	515	542
Pharm D Degree	234	308	515	542
TECHNOLOGY	2,110	154	2,263	2,264
Associate Degree	805	85	942	890
Bachelor Degree	1,281	63	1,295	1,344
Certificate	12	5	16	17
Undeclared Major	12	1	10	13
UNIVERSITY COLLEGE	293	240	500	533
Associate Degree	261	207	427	468
Undeclared Major	32	33	73	65
TOTAL	6,767	6,320	12,575	13,087

*Totals for Allied Health Sciences & Education and Human Services differ from the official 4th day count.
8 students in Nursing were incorrectly coded to Education & Human Services.

Source: Office of Institutional Research and Testing/REGR 4

STUDENTS/ENROLLMENT

SCH/FTE/FYES

Student Credit Hours (SCH) Produced By Student Level

Fall Semester	Undergrad	Graduate	1st Prof	Total
2001	126,089	2,306	6,977	135,372
2002	128,378	2,365	8,515	139,258
2003	134,923	2,934	9,700	147,557
2004	135,193	3,091	9,827	148,111
2005	142,653	3,068	10,467	156,188
2006	140,328	3,063	10,657	154,048
2007	143,998	3,426	11,369	158,793

Full-Time Equated Student (FTE) By Student Level

Fall Semester	Undergrad	Graduate	1st Prof	Total
2001	8,406	192	412	9,010
2002	8,559	197	495	9,251
2003	8,995	245	575	9,815
2004	9,013	258	587	9,858
2005	9,510	256	620	10,386
2006	9,355	255	648	10,258
2007	9,600	286	680	10,566

Source: Office of Institutional Research and Testing

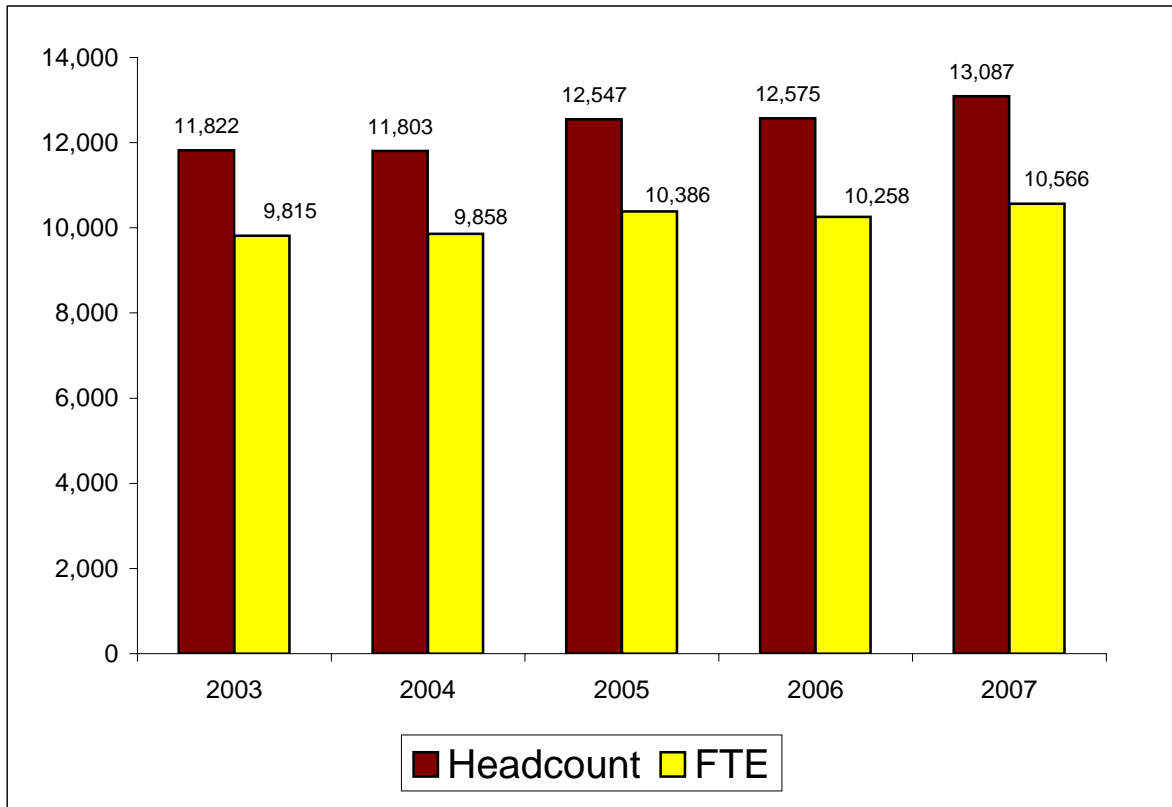
Full-Year Equated Student (FYES)

Academic Year	FYES
99/00	8,527
00/01	8,977
01/02	9,568
02/03	9,841
03/04	10,340
04/05	10,548
05/06	11,063
06/07	11,098

Source: State of Michigan HEIDI Database, Appendix A, Budget Office

STUDENTS/ENROLLMENT

TOTAL FALL HEADCOUNT ENROLLMENT COMPARED TO FTE



<u>Fall Semester</u>	<u>Headcount</u>	<u>FTE</u>
2003	11,822	9,815
2004	11,803	9,858
2005	12,547	10,386
2006	12,575	10,258
2007	13,087	10,566

Source: Office of Institutional Research and Testing

COMPARATIVE FALL ENROLLMENT BY RACE/ETHNIC ORIGIN

	2006		2007		DIFFERENCE
	TOTAL		TOTAL		
AMERICAN INDIAN/ALASKAN NATIVE	107	1%	114	1%	7
ASIAN OR PACIFIC ISLANDER	236	2%	269	2%	33
BLACK	677	5%	840	7%	163
FOREIGN	186	1%	157	1%	-29
HISPANIC	177	2%	246	2%	69
WHITE	9,683	77%	10,879	83%	1,196
UNREPORTED	1,509	12%	582	4%	-927
TOTAL	12,575		13,087		512

The following definitions are used in determining racial/ethnic designations:

American Indian or Alaskan Native:

A person having origins in any of the original peoples of North America.

Asian or Pacific Islander:

A person having origins in any of the original peoples of the Far East, Southeast Asia, the Indian Subcontinent or the Pacific Islands.

Black (not of Hispanic Origin):

A person having origins in any of the black racial groups of Africa.

Foreign:

A person who is not a citizen of the United States, and who is in this country on a temporary basis and does not have a right to remain indefinitely.

Hispanic:

A person of Mexican, Puerto Rican, Cuban, Central or South American or other Spanish culture or origin.

White (not of Hispanic origin):

A person having origins in any of the original peoples of Europe, North Africa or the Middle East.

Source: Office of Institutional Research and Testing

STUDENTS/ENROLLMENT

ETHNIC DISTRIBUTION BY COLLEGE FALL 2007 ENROLLMENT

<u>COLLEGE</u>	American Indian/Native	Asian or Pacific	<u>Black</u>	<u>Foreign</u>	<u>Hispanic</u>	<u>White</u>	<u>Not Reported</u>	<u>Total</u>
	<u>Alaskan</u>	<u>Islander</u>						
<u>Allied Health Sciences</u>								
Female	18	36	94	4	25	1,416	35	1,628
Male	2	7	22	1	9	282	9	332
Total	20	43	116	5	34	1,698	44	1,960
<u>Arts & Sciences</u>								
Female	13	27	76	16	15	974	5	1,126
Male	4	24	44	14	15	607	3	711
Total	17	51	120	30	30	1,581	8	1,837
<u>Business</u>								
Female	14	9	58	13	22	800	21	937
Male	27	21	79	36	15	1216	33	1,427
Total	41	30	137	49	37	2,016	54	2,364
<u>College of Prof & Tech Studies</u>								
Female	0	1	4	0	2	34	3	44
Male	2	4	6	1	5	181	13	212
Total	2	5	10	1	7	215	16	256
<u>Education & Human Services</u>								
Female	6	10	128	2	23	852	38	1,059
Male	3	7	68	1	20	826	29	954
Total	9	17	196	3	43	1,678	67	2,013
<u>Kendall College of Art and Design</u>								
Female	2	7	30	5	26	431	237	738
Male	0	9	33	1	20	260	119	442
Total	2	16	63	6	46	691	356	1,180
<u>Michigan College of Optometry</u>								
Female	0	8	3	3	1	71	0	86
Male	0	1	0	0	0	51	0	52
Total	0	9	3	3	1	122	0	138
<u>Pharmacy</u>								
Female	0	28	6	18	5	251	0	308
Male	2	21	11	10	2	188	0	234
Total	2	49	17	28	7	439	0	542
<u>Technology</u>								
Female	3	5	15	0	1	127	3	154
Male	10	30	65	31	31	1913	30	2,110
Total	13	35	80	31	32	2,040	33	2,264
<u>University College</u>								
Female	6	7	50	0	5	171	1	240
Male	2	7	48	1	4	228	3	293
Total	8	14	98	1	9	399	4	533
Total Female	62	138	464	61	125	5,127	343	6,320
Total Male	52	131	376	96	121	5,752	239	6,767
Total	114	269	840	157	246	10,879	582	13,087

Source: Office of Institutional Research and Testing

STUDENTS/ENROLLMENT

ENROLLMENT BY PROGRAM FALL SEMESTER

COLLEGE	2003/04	2004/05	2005/06	2006/07	2007/08
ALLIED HEALTH SCIENCES					
ALLIED HEALTH DEPARTMENT					
Pre-Medical Technology AAS	0	0	0	14	3
Pre-Medical Technology BS	0	0	0	0	13
On-Campus Total	0	0	0	14	16
<i>DEPARTMENT TOTAL</i>	0	0	0	14	16
CLINICAL LAB, RESP CARE, & HLTH ADMIN					
Environmental Health & Safety Management	0	0	0	6	0
Health Care Systems Administration BS	0	0	0	214	245
Health Information Technology AAS	0	0	0	33	35
Medical Laboratory Technology AAS	0	0	0	8	13
Medical Record Administration BS	0	0	0	24	1
Medical Technology BS	0	0	0	63	63
Nuclear Medicine Technology AAS	0	0	0	43	52
Phlebotomy CERT	0	0	0	5	5
Pre-Health Care Systems Administration BS	0	0	0	18	22
Pre-Health Information Management AAS	0	0	0	0	1
Pre-Health Information Technology AAS	0	0	0	8	9
Pre-Medical Laboratory Technology AAS	0	0	0	4	7
Pre-Medical Record Administration BS	0	0	0	3	2
Pre-Nuclear Medicine AAS	0	0	0	59	45
Pre-Respiratory Care AAS	0	0	0	17	31
Respiratory Care AAS	0	0	0	32	34
On-Campus Total	0	0	0	537	565
OFF-CAMPUS					
Coding/Reimbursement Specialist CERT	0	0	0	14	8
Environmental Health & Safety Management	0	0	0	1	0
Health Care Systems Administration BS	0	0	0	41	47
Health Information Technology AAS	0	0	0	76	62
Medical Record Administration BS	0	0	0	16	2
Nuclear Medicine Technology BS	0	0	0	0	6
Phlebotomy	0	0	0	6	0
Pre-Respiratory Care AAS	0	0	0	4	7
Respiratory Care AAS	0	0	0	103	100
Off-Campus Total	0	0	0	261	232
<i>DEPARTMENT TOTAL</i>	0	0	0	798	797
DENTAL HYGIENE & MEDICAL IMAGING					
Dental Hygiene AAS	0	0	0	101	104
Diagnostic Medical Sonography AAS	0	0	0	26	26
Radiography AAS	0	0	0	70	79
Pre-Dental Hygiene AAS	0	0	0	95	131
Pre-Diagnostic Medical Sonography AAS	0	0	0	36	66
Pre-Radiography AAS	0	0	0	111	113
On-Campus Total	0	0	0	439	519
OFF-CAMPUS					
Dental Hygiene	0	0	0	1	0
Off-Campus Total	0	0	0	1	0
<i>DEPARTMENT TOTAL</i>	0	0	0	440	519

STUDENTS/ENROLLMENT

ENROLLMENT BY PROGRAM FALL SEMESTER

COLLEGE	2003/04	2004/05	2005/06	2006/07	2007/08
ALLIED HEALTH SCIENCES					
HEALTH MANAGEMENT					
Environmental Health & Safety Management BS	25	20	13	0	2
Environmental Health & Safety Technology	2	2	1	0	0
Health Care Systems Administration	77	124	182	0	0
Health Information Management BS	0	0	0	0	21
Medical Record Administration	28	33	27	0	0
Medical Record Technology	24	37	36	0	0
Phlebotomy	0	0	5	0	0
On-Campus Total	156	216	264	0	23
OFF-CAMPUS					
Coding/Reimbursement Specialist CERT	57	32	12	0	3
Environmental Health & Safety Management	18	21	13	0	0
Environmental Health & Safety Technology CERT	2	0	0	0	0
Health Care Systems Administration	9	12	30	0	0
Health Information Management BS	0	0	0	0	10
Medical Record Administration	10	15	16	0	0
Medical Record Technology	68	66	85	0	0
Phlebotomy	0	8	18	0	0
Off-Campus Total	164	154	174	0	13
<i>DEPARTMENT TOTAL</i>	320	370	438	0	36
HEALTH RELATED					
Diagnostic Medical Sonography	36	33	30	0	0
Medical Laboratory Technology	10	8	12	0	0
Medical Technology	33	29	47	0	0
Nuclear Medicine Technology AAS	57	56	49	0	0
Nuclear Medicine Technology BS	11	7	0	0	0
Opticianry	0	0	0	0	0
Radiography	98	94	80	0	0
Respiratory Care	15	33	34	0	0
On-Campus Total	260	260	252	0	0
OFF-CAMPUS					
Respiratory Care	21	18	68	0	0
Off-Campus Total	21	18	68	0	0
<i>DEPARTMENT TOTAL</i>	281	278	320	0	0
NURSING & DENTAL HYGIENE					
Dental Hygiene	112	113	109	0	0
Nursing AAS	68	96	72	0	0
Master of Science in Nursing	0	10	1	0	0
On-Campus Total	180	219	182	0	0
OFF-CAMPUS					
Nursing BSN	185	126	183	0	0
Master of Science in Nursing	0	0	13	0	0
Off-Campus Total	185	126	196	0	0
<i>DEPARTMENT TOTAL</i>	365	345	378	0	0

STUDENTS/ENROLLMENT

ENROLLMENT BY PROGRAM FALL SEMESTER

COLLEGE	2003/04	2004/05	2005/06	2006/07	2007/08
ALLIED HEALTH SCIENCES					
PRE-ALLIED HEALTH *					
Pre-Dental Hygiene	128	112	128	0	0
Pre-Diagnostic Medical Sonography	39	25	35	0	0
Pre-Environmental Health & Safety Management	2	0	0	0	0
Pre-Health Care Systems Administration	2	8	9	0	0
Pre-Medical Laboratory Technology	4	2	9	0	0
Pre-Medical Record Technology	3	6	11	0	0
Pre-Medical Record Administration	2	1	4	0	0
Pre-Medical Technology	6	3	10	0	0
Pre-Nuclear Medicine 2-Yr	46	51	67	0	0
Pre-Nuclear Medicine 4-Yr	0	2	0	0	0
Pre-Nursing	196	179	218	0	0
Pre-Radiography	82	114	114	0	0
Pre-Respiratory Care	18	12	21	0	0
<i>TOTAL</i>	528	515	626	0	0
SCHOOL OF NURSING					
Nursing AAS	0	0	0	70	36
Nursing BS	0	0	0	0	20
Nursing BSN	0	0	0	24	31
Master of Science in Nursing MSN	0	0	0	0	0
Pre-Nursing AAS	0	0	0	208	11
Pre-Nursing BS	0	0	0	0	216
On-Campus Total	0	0	0	302	314
OFF-CAMPUS					
Nursing AAS	0	0	0	0	2
Nursing BS	0	0	0	0	217
Nursing BSN**	0	0	0	167	0
Nursing Education CERT	0	0	0	1	1
Master of Science in Nursing MSN	0	0	0	34	43
Off-Campus Total	0	0	0	202	263
<i>DEPARTMENT TOTAL</i>	0	0	0	504	577
UNDECLARED OFF-CAMPUS	11	14	5	8	7
UNDECLARED GRAD - OFF-CAMPUS	0	0	0	0	8
ON-CAMPUS TOTAL	1,124	1,210	1,324	1,292	1,437
OFF-CAMPUS TOTAL	381	312	443	472	523
COLLEGE TOTAL	1,505	1,522	1,767	1,764	1,960

*These curricula are a subset of the base programs and are utilized by students who are academically admissible and are waiting to enter the technical phase of the program or by students who are fulfilling academic requirements for program admission.

**Total off-campus SNUR Nursing BSN is 8 higher than the official 4th day count data due to being incorrectly coded in the College of Education

Source: Office of Institutional Research and Testing

STUDENTS/ENROLLMENT

ENROLLMENT BY PROGRAM FALL SEMESTER

COLLEGE	2003/04	2004/05	2005/06	2006/07	2007/08
ARTS & SCIENCES					
BIOLOGICAL SCIENCES					
Applied Biology BS	64	65	74	56	130
Applied Biology/Environmental Biology Track BS	10	13	10	17	23
Applied Biology/Forensic Biology Track BS	17	51	99	87	75
Applied Biology/Pre-Dentistry Track BS	22	23	25	23	22
Applied Biology/Pre-Medicine Track BS	48	43	63	70	83
Applied Biology/Pre-Optometry Track	0	0	0	23	0
Applied Biology/Pre-Physical Therapy Track BS	11	22	23	33	34
Applied Biology/Pre-Veterinary Medicine Track BS	13	14	15	20	23
Applied Biology/Vision Science Track	1	0	0	0	0
Biochemistry BA	0	5	6	9	14
Biology BA	11	8	9	13	26
Biotechnology BS	36	44	40	41	47
Chemistry	12	11	18	22	0
Ornamental Horticulture Technology AAS	26	24	20	20	20
Pre-Science AAS	0	0	0	101	83
On-Campus Total	271	323	402	535	580
OFF-CAMPUS					
Applied Biology	0	0	0	1	0
Off-Campus Total	0	0	0	1	0
<i>DEPARTMENT TOTAL</i>	271	323	402	536	580
HUMANITIES					
Applied Speech Communication AA	3	2	2	5	3
Applied Speech Communication BS	44	52	47	33	41
Communication BA	25	29	24	24	16
History BA	18	18	20	27	29
On-Campus Total	90	101	93	89	89
OFF-CAMPUS					
Applied Speech Communication BS	0	0	0	1	0
Off-Campus Total	0	0	0	1	0
<i>DEPARTMENT TOTAL</i>	90	101	93	90	89
LANGUAGES & LITERATURE					
English Composition BA	7	5	6	3	2
English Literature BA	20	24	26	23	16
Journalism and technical Communication BS	0	0	0	0	2
Liberal Arts AA	0	0	0	26	31
Pre-Art AA	0	0	0	0	1
Technical & Professional Communication BS	11	12	14	11	4
Tech & Prof Comm/Automotive Writing Track BS	0	0	0	0	2
Tech & Prof Comm/Multi Media Writing Track BS	0	0	0	0	1
Tech & Prof Comm/Publication Management Track B	0	0	0	0	1
Tech & Prof Comm/Technical Journalism Track BS	6	7	8	5	9
On-Campus Total	44	48	54	68	69
OFF-CAMPUS					
English Literature	0	0	0	1	0
Tech & Prof Comm/Multi Media Writing Track BS	0	0	0	0	1
Off-Campus Total	0	0	0	1	1
<i>DEPARTMENT TOTAL</i>	44	48	54	69	70

STUDENTS/ENROLLMENT

ENROLLMENT BY PROGRAM FALL SEMESTER

COLLEGE	2003/04	2004/05	2005/06	2006/07	2007/08
ARTS & SCIENCES					
MATHEMATICS					
Applied Mathematics BS	7	11	10	15	15
Applied Mathematics/Actuarial Science Track BS	5	2	1	1	7
Applied Mathematics/Computer Science Track BS	12	15	12	8	6
Applied Mathematics/Operations Research Track BS	0	0	1	1	0
Applied Mathematics/Statistics Track BS	1	1	0	1	0
Mathematics BA	4	5	5	3	2
Math/Science Technology Center	0	9	17	15	10
Pre-Engineering AS	0	0	0	2	1
<i>DEPARTMENT TOTAL</i>	29	43	46	46	41
PHYSICAL SCIENCES					
Chemistry BA	0	0	0	0	31
Industrial Chemistry Technology AAS	6	6	6	5	1
Pre-Mortuary Science AS	0	0	0	3	7
Pre-Optometry AS	0	0	0	101	44
Pre-Pharmacy AS	0	0	0	503	543
<i>DEPARTMENT TOTAL</i>	6	6	6	612	626
PRE-PROF NON-SCIENCES					
Liberal Arts	46	33	33	0	0
Pre-Art	0	2	0	0	0
Pre-Law	21	10	13	0	0
Pre-Public Administration	0	4	2	0	0
Pre-Social Work	14	9	11	0	0
Pre-Technical Communications	1	0	0	0	0
<i>TOTAL</i>	82	58	59	0	0
PRE-PROF SCIENCE					
Pre-Engineering	4	2	2	0	0
Pre-Mortuary Science	7	3	5	0	0
Pre-Optometry	82	88	113	0	0
Pre-Pharmacy	397	441	429	0	0
Pre-Psychology 2-Yr	27	13	5	0	0
Pre-Science	92	82	104	0	0
<i>TOTAL</i>	609	629	658	0	0
SOCIAL SCIENCES					
Pre-Law AA	0	0	0	5	6
Pre-Public Administration	0	0	0	1	0
Pre-Social Work AA	0	0	0	8	10
Pre-Psychology AA	0	0	0	8	12
Psychology BS	86	97	120	109	95
Public Administration BS	38	35	26	24	31
Social Work BSW	103	106	111	108	101
Sociology BA	6	11	12	17	14
On-Campus Total	233	249	269	280	269
OFF-CAMPUS					
Social Work BSW	32	33	30	22	29
Off-Campus Total	32	33	30	22	29
<i>DEPARTMENT TOTAL</i>	265	282	299	302	298

STUDENTS/ENROLLMENT

ENROLLMENT BY PROGRAM FALL SEMESTER

COLLEGE	2003/04	2004/05	2005/06	2006/07	2007/08
ARTS & SCIENCES					
Fast Track - On Campus	101	97	118	111	115
Integrative Studies	2	3	6	12	17
Undeclared - On Campus	13	0	0	0	0
Fast Track - Off Campus	26	0	0	3	0
Undeclared - Off Campus	3	2	2	1	1
ON-CAMPUS TOTAL	1,480	1,557	1,711	1,753	1,806
OFF-CAMPUS TOTAL	61	35	32	29	31
COLLEGE TOTAL	1,541	1,592	1,743	1,782	1,837

Source: Office of Institutional Research and Testing

STUDENTS/ENROLLMENT

ENROLLMENT BY PROGRAM FALL SEMESTER

COLLEGE	2003/04	2004/05	2005/06	2006/07	2007/08
BUSINESS					
ACCOUNTING, FINANCE, & INFO STATISTICS					
Accountancy (Public Acct Track) B.E.S.T. BB	0	12	0	2	8
Accountancy BB	81	71	68	70	66
Accountancy AAS	11	0	15	18	16
Accountancy CIS	9	8	4	0	0
Accountancy/Finance BB	7	13	27	34	42
Finance* BB	35	38	34	39	34
Finance/Corporate Accounting Concentration BB	0	0	0	0	2
Finance/Investment Concentration BB	0	1	1	1	5
Finance/Real Estate Concentration BB	0	0	0	0	1
On-Campus Total	143	143	149	164	174
OFF-CAMPUS					
Accountancy BB	0	43	2	51	51
Accountancy/Finance BB	0	0	0	1	2
Accountancy Transfer	44	0	47	0	0
Information Security and Intelligence BS	0	0	0	0	8
Off-Campus Total	44	43	49	52	61
<i>DEPARTMENT TOTAL</i>	187	186	198	216	235
COLLEGE OF BUSINESS GRADUATE PROGRAMS					
Advanced Studies in Quality Management	0	0	0	1	0
Advanced Studies in System Integration	0	0	0	1	0
Advanced Studies Info Security & Networking Mgmt	0	0	0	0	1
Advanced Studies Outsourcing Management	0	0	0	0	1
Information Systems Management	39	37	21	17	29
Information Systems Management Cond	12	2	2	0	0
Master of Business Administration	24	30	25	30	21
On-Campus Total	75	69	48	49	52
OFF-CAMPUS					
Master of Business Administration	11	26	22	37	72
Information Systems Management	28	16	19	9	25
Information Systems Management Cond	7	4	0	0	0
Off-Campus Total	46	46	41	46	97
<i>DEPARTMENT TOTAL</i>	121	115	89	95	149
COMPUTER INFORMATION SYSTEMS					
Accountancy/CIS BB	0	0	0	5	8
Computer Information Systems BS	186	136	107	86	84
Computer Information Systems AAS	19	21	16	18	9
CIS Management	2	0	0	0	0
CIS Marketing	1	1	1	0	0
On-Campus Total	208	158	124	109	101
OFF-CAMPUS					
Computer Information Systems BS	51	48	51	45	60
GUI Programming Certificate	1	0	0	0	0
Off-Campus Total	52	48	51	45	60
<i>DEPARTMENT TOTAL</i>	260	206	175	154	161

* Finance moved from Management Dept. effective Summer 2003

STUDENTS/ENROLLMENT

ENROLLMENT BY PROGRAM FALL SEMESTER

COLLEGE	2003/04	2004/05	2005/06	2006/07	2007/08
BUSINESS					
MANAGEMENT					
Business Administration BB	206	219	226	188	195
Business Admin/Legal Assisting	23	14	5	1	0
Business Admin w/ Legal Studies BB	16	39	42	53	42
Business Admin w/ Prof Tracks	0	0	0	5	12
Business Admin/Transfer	0	0	0	10	0
General Business AAS	82	72	101	83	96
Hotel Mgmt/Rest.& Food Ind. Mgmt BS	0	2	27	29	35
Human Resource Management BB	23	20	27	24	32
Insurance	1	0	0	0	0
Integrated Resource Management	5	0	0	0	0
International Business BB	26	28	40	26	9
International Business Studies Cert	1	0	0	0	0
Legal Assistant	10	1	0	0	0
Legal Studies AAS	4	12	19	12	10
Management BB	41	20	19	13	16
Marketing/Sales	0	0	0	0	1
Operations and Supply Management BB	2	5	9	9	8
Pre-Business AAS	43	11	3	42	44
Pre-Professional Golf Mgmt BB	0	0	0	14	13
Resort Management BB	36	47	54	68	80
Restaurant & Food Industry Mgmt AAS	0	0	0	24	25
Small Business & Entrepreneurship BB	52	51	52	45	34
Small Business Management	15	8	3	0	0
Supervision Certificate	0	0	0	1	0
On-Campus Total	586	549	627	647	652
OFF-CAMPUS					
Business Administration BB	0	109	45	127	194
Business Admin/Aviation BB	0	0	0	4	8
Business Admin/Leadership-Organizational Dev.	0	0	0	0	1
Business Administration Transfer	92	0	69	0	0
Business Admin/Maritime Option	0	0	0	15	0
Business Admin W/ Prof Tracks BB	0	0	0	18	25
Business Admin/TACOM	0	0	0	2	0
Human Resource Management CERT	0	0	0	0	1
Restaurant & Food Industry Mgmt CERT	0	0	0	8	1
Supervision CERT	0	0	0	33	24
Off-Campus Total	92	109	114	207	254
<i>DEPARTMENT TOTAL</i>	678	658	741	854	906
MARKETING					
Advertising	66	64	59	57	71
E-Commerce BS	2	1	1	0	0
Graphic Design AAS	0	0	0	50	84
Graphic Design BS	0	0	0	0	43
Hotel Management	13	13	19	21	21
Marketing 4-Yr	118	127	128	146	133
Marketing CERT	0	0	0	0	1
Marketing/Sales	0	0	0	1	0
Music Industry Management	113	124	142	158	149
Pre-Professional Golf Mgmt	40	26	18	0	0
Pre-Visual Design & Web Media	1	1	3	3	0

** Finance moved to AFEC Dept. effective Summer 2003

STUDENTS/ENROLLMENT

ENROLLMENT BY PROGRAM FALL SEMESTER

COLLEGE	2003/04	2004/05	2005/06	2006/07	2007/08
BUSINESS					
MARKETING Cont.					
Professional Golf Management	281	283	280	251	269
Professional Tennis Management	50	52	56	43	44
Public Relations	64	58	57	46	54
Restaurant & Food Industry Mgmt	38	39	26	0	0
Visual Design and Web Media AAS	96	87	82	52	15
Visual Design and Web Media BS	35	50	61	30	7
On-Campus Total	917	925	932	858	891
OFF-CAMPUS					
Hotel Management BS	0	0	0	1	0
Hotel Management Cert	0	0	2	3	1
Marketing	0	0	0	1	3
Restaurant & Food Industry Mgmt Cert	0	0	2	0	0
Off-Campus Total	0	0	4	5	4
<i>DEPARTMENT TOTAL</i>	917	925	936	863	895
UNDECLARED - ON CAMPUS	0	0	0	1	0
UNDECLARED - OFF CAMPUS	45	61	34	22	16
INTEGRATIVE STUDIES	1	0	0	0	2
ON-CAMPUS TOTAL	1,930	1,844	1,880	1,828	1,872
OFF-CAMPUS TOTAL	279	307	293	377	492
COLLEGE TOTAL	2,209	2,151	2,173	2,205	2,364

COLLEGE	2003/04	2004/05	2005/06	2006/07	2007/08
COLLEGE OF PROFESSIONAL & TECH STUDIES					
Digital Animation & Game Design	22	71	115	137	141
Fast Track	0	2	3	1	43
GR High School Course Offerings	0	1	0	0	0
Industrial Technology & Management	15	34	91	78	69
UNDECLARED	0	0	1	0	3
COLLEGE TOTAL	37	108	210	216	256

Source: Office of Institutional Research and Testing

STUDENTS/ENROLLMENT

ENROLLMENT BY PROGRAM FALL SEMESTER

COLLEGE	2003/04	2004/05	2005/06	2006/07	2007/08
EDUCATION & HUMAN SERVICES					
EARLY CHILDHOOD EDUCATION					
Early Childhood Education AAS	37	32	37	0	0
Early Childhood Education BS	0	0	1	0	0
<i>DEPARTMENT TOTAL</i>	37	32	38	0	0
LEISURE STUDIES & WELLNESS					
Recreation Leadership & Management	66	73	67	0	73
<i>DEPARTMENT TOTAL</i>	66	73	67	0	73
RECREATION, LEISURE SERVICES & WELLNESS					
Recreation Leadership & Management	0	0	0	70	0
<i>DEPARTMENT TOTAL</i>	0	0	0	70	0
SCHOOL OF CRIMINAL JUSTICE					
Criminal Justice	208	213	203	198	200
Pre-Criminal Justice AA	331	289	314	295	254
Master Criminal Justice Administration	24	22	23	23	29
On-Campus Total	563	524	540	516	483
OFF-CAMPUS					
Criminal Justice	100	130	152	206	278
Master Criminal Justice Administration	20	25	26	35	40
Pre-Criminal Justice	0	0	0	1	0
Off-Campus Total	120	155	178	242	318
<i>DEPARTMENT TOTAL</i>	683	679	718	758	801
SCHOOL OF EDUCATION					
Allied Health Education	5	4	10	5	1
Biology Education	30	24	27	22	25
Business Education	23	26	21	10	5
Career & Technical Education	41	31	26	17	32
Certification	23	17	17	9	6
Certification Graduate	1	4	3	2	1
Chemistry Education	14	10	7	6	9
Curriculum & Instruction	47	41	62	75	65
Early Childhood Education AAS	0	0	0	31	25
Early Childhood Education BS	0	0	0	20	31
Elementary Education	392	361	317	274	237
English Education	103	80	67	50	50

STUDENTS/ENROLLMENT

ENROLLMENT BY PROGRAM FALL SEMESTER

COLLEGE	2003/04	2004/05	2005/06	2006/07	2007/08
EDUCATION & HUMAN SERVICES					
SCHOOL OF EDUCATION Cont.					
History Education	0	50	79	73	68
Mathematics Education	63	63	64	51	48
Political Science Education	0	0	0	0	1
Pre-Teaching Elementary	15	15	9	8	10
Pre-Teaching Secondary	33	36	26	16	17
Social Studies	61	33	8	2	0
Technical Education	30	31	24	26	12
Training in Business & Industry	1	0	2	1	0
Wage Earning Home Economics Education	1	1	2	1	1
On-Campus Total	883	828	773	699	644
OFF-CAMPUS					
Allied Health Education	5	7	7	5	1
Art Education	0	1	2	0	2
Biology Education	6	2	5	5	3
Business Education	10	8	10	6	2
Career & Technical Education	38	35	38	36	32
Certification	34	25	14	4	2
Certification Graduate	1	0	1	1	0
Curriculum & Instruction	91	129	143	115	94
Early Childhood Education	0	0	0	1	9
Elementary Education	36	61	123	161	136
English Education	29	28	18	10	11
History Education	0	2	11	10	4
Mathematics Education	8	12	5	7	8
Philanthropy Education	0	1	0	0	0
Social Studies	11	3	5	2	4
Social Studies/Elementary	0	2	5	0	1
Technical Education	55	30	35	39	26
Wage Earning Home Economics	6	5	5	3	1
Off-Campus Total	330	351	427	405	336
<i>DEPARTMENT TOTAL</i>	1,213	1,179	1,200	1,104	980
TELEVISION PRODUCTION					
Television Production	3	0	0	0	0
Television and Digital Media Production	109	117	129	113	109
<i>DEPARTMENT TOTAL</i>	112	117	129	113	109
UNDECLARED UG - ON-CAMPUS	1	0	0	1	0
UNDECLARED GRAD - ON CAMPUS	0	0	0	8	7
UNDECLARED CT - ON-CAMPUS	0	0	0	3	0
UNDECLARED UG - OFF-CAMPUS	23	26	29	19	8
UNDECLARED GRAD - OFF-CAMPUS	78	74	39	38	35
ON-CAMPUS TOTAL	1,662	1,574	1,547	1,410	1,316
OFF-CAMPUS TOTAL	551	605	671	704	697
COLLEGE TOTAL	2,213	2,179	2,218	2,114*	2,013

*The overall College of Education total is 8 lower than the official 4th day count data due to 8 Nursing students being incorrectly coded to the College of Education.

Source: Office of Institutional Research and Testing

STUDENTS/ENROLLMENT

ENROLLMENT BY PROGRAM FALL SEMESTER

COLLEGE	2003/04	2004/05	2005/06	2006/07	2007/08
KENDALL COLLEGE OF ART & DESIGN					
DESIGN STUDIES					
Digital Media	0	0	0	51	30
Digital Media 2D Animation	0	0	0	0	10
Digital Media 3D Animation	0	0	0	0	6
Digital Media Digital Illustration	0	0	0	0	26
Digital Media Interactive Design	0	0	0	0	9
Digital Media Motion Graphics	0	0	0	0	4
Furniture Design	38	31	28	33	36
Graphic Design	0	0	25	181	188
Illustration	146	148	135	110	118
Illustration-Digital Media	20	25	37	28	15
Industrial Design	63	56	60	64	66
Interior Design	173	192	209	186	192
Visual Communication	177	161	148	0	0
Visual Communication-Multi-Media	51	48	40	0	1
Visual Communication-Print-Media	1	0	0	0	0
<i>DEPARTMENT TOTAL</i>	669	661	682	653	701
FINE ARTS/FOUNDATION					
Fine Arts	2	4	9	6	0
Fine Arts Drawing BFA	21	17	18	18	18
Fine Arts Drawing MFA	2	3	5	5	6
Fine Arts Painting BFA	49	50	40	17	8
Fine Arts Painting MFA	6	13	17	24	21
Fine Arts Photography BFA	31	36	35	6	5
Fine Arts Photography MFA	3	3	5	7	7
Fine Arts Printmaking BFA	6	4	1	2	7
Fine Arts Printmaking MFA	3	3	3	3	2
Fine Arts Sculpture	8	6	17	5	2
Fine Arts Undecided	27	10	12	23	19
Fine Arts Woodwork	10	9	6	9	2
Painting BFA	0	0	0	13	39
Photography BFA	0	0	0	41	59
Sculpture/Functional Art BFA	0	0	0	13	16
<i>DEPARTMENT TOTAL</i>	168	158	168	192	211
LIBERAL ARTS & SCIENCES					
Art History	9	11	12	10	21
Art Education BFA	29	22	28	44	67
Art Education CERT	0	0	0	1	3
<i>DEPARTMENT TOTAL</i>	38	33	40	55	91
METALS/JEWELRY					
Metals/Jewelry Design	7	19	16	25	21
<i>DEPARTMENT TOTAL</i>	7	19	16	25	21
MFA Dual Major	4	1	0	0	0
Undecided	12	29	59	60	35
Special Program	26	30	9	7	9
Fast Track	0	0	62	90	112
COLLEGE TOTAL	924	931	1,036	1,082	1,180

Source: Office of Institutional Research and Testing

STUDENTS/ENROLLMENT

ENROLLMENT BY PROGRAM FALL SEMESTER

COLLEGE	2003/04	2004/05	2005/06	2006/07	2007/08
MICHIGAN COLLEGE OF OPTOMETRY					
PROFESSIONAL					
O.D. Optometry	131	131	131	133	138
COLLEGE TOTAL	131	131	131	133	138

COLLEGE	2003/04	2004/05	2005/06	2006/07	2007/08
PHARMACY					
Doctor of Pharmacy	444	456	489	515	542
COLLEGE TOTAL	444	456	489	515	542

Source: Office of Institutional Research and Testing

STUDENTS/ENROLLMENT

ENROLLMENT BY PROGRAM FALL SEMESTER

COLLEGE	2003/04	2004/05	2005/06	2006/07	2007/08
TECHNOLOGY					
ARCHITECTURAL TECH & FACILITY MGMT					
Architectural Technology	76	77	77	102	107
Facilities Management	17	17	35	40	37
Pre-Architectural Technology	17	9	13	10	4
Pre-Facilities Management	2	1	1	4	5
On-Campus Total	112	104	126	156	153
OFF-CAMPUS					
Facilities Management	2	0	3	4	1
Facilities Management Certificate	11	4	10	12	13
Off-Campus Total	13	4	13	16	14
<i>DEPARTMENT TOTAL</i>	125	108	139	172	167
AUTOMOTIVE					
Automotive Body	47	48	50	32	7
Automotive Engineering Technology	62	74	78	97	155
Automotive & Heavy Equipment Management	80	76	87	106	72
Automotive Management	0	0	0	0	32
Automotive Service Technology	219	220	198	148	93
Pre-Automotive Engineering Technology	1	4	2	3	10
Pre-Automotive & Heavy Equipment Management	6	6	6	7	7
Pre-Automotive Service Technology	1	25	41	18	4
On-Campus Total	416	453	462	411	380
OFF-CAMPUS					
Automotive & Heavy Equipment Management	13	18	15	15	14
Automotive Service Technology	0	0	0	1	0
Off-Campus Total	13	18	15	16	14
<i>DEPARTMENT TOTAL</i>	429	471	477	427	394
CONSTRUCTION TECHNOLOGY & MANAGEMENT					
Building Construction Technology	39	40	40	28	31
Civil Engineering Technology	11	14	17	20	17
Construction Management	229	232	249	286	290
Pre-Building Construction Technology	3	6	8	5	6
Pre-CAD Drafting & Tool Design	0	0	0	0	1
Pre-Civil Engineering Technology	4	0	1	1	0
Pre-Construction Management	26	28	34	8	13
On-Campus Total	312	320	349	348	358
OFF-CAMPUS					
Advanced Construction Management	2	2	1	1	1
Building Construction Technology	0	0	0	0	2
Construction Administration Certificate	10	1	1	1	2
Construction Management	20	21	26	20	20
Off-Campus Total	32	24	28	22	25
<i>DEPARTMENT TOTAL</i>	344	344	377	370	383

STUDENTS/ENROLLMENT

ENROLLMENT BY PROGRAM FALL SEMESTER

COLLEGE	2003/04	2004/05	2005/06	2006/07	2007/08
TECHNOLOGY					
ELECTRONICS/CNS					
Computer Networks & Systems	95	86	91	81	73
Electrical/Electronics Engineering Technology	31	28	17	22	33
Industrial Electronics Technology	54	43	56	43	47
Pre-Computer Networks & Systems	6	6	7	4	2
Pre-Electrical/Electronics Engineering Technology	1	2	4	5	4
Pre-Industrial Electronics Technology	7	6	8	10	4
On-Campus Total	194	171	183	165	163
OFF-CAMPUS					
Computer Networks and Systems	0	0	0	1	1
Electrical/Electronics Engineering Technology	0	0	0	0	0
Off-Campus Total	0	0	0	1	1
<i>DEPARTMENT TOTAL</i>	194	171	183	166	164
HEAVY EQUIPMENT					
Heavy Equipment Service Engineering Technology	22	15	19	30	25
Heavy Equipment Technology	60	61	59	47	63
Pre-Heavy Equipment Technology	11	5	16	5	7
Pre-Heavy Equipment Service Engineering Technology	0	0	1	0	1
On-Campus Total	93	81	95	82	96
<i>DEPARTMENT TOTAL</i>	93	81	95	82	96
HVACR					
HVACR Engineering Technology	50	62	55	64	62
HVACR Technology	70	60	57	72	80
Pre-HVACR Engineering Technology	3	4	2	3	1
Pre-HVACR Technology	12	9	11	10	10
On-Campus Total	135	135	125	149	153
OFF-CAMPUS					
HVACR Technology	0	0	0	0	1
HVACR Engineering Technology	30	35	59	66	68
Off-Campus Total	30	35	59	66	69
<i>DEPARTMENT TOTAL</i>	165	170	184	215	222
MANUFACTURING					
Manufacturing Engineering Technology	29	31	39	40	41
Manufacturing Tooling Technology	61	53	51	38	31
Pre-Manufacturing Engineering Technology	4	3	2	8	8
Pre-Manufacturing Tooling Technology	0	2	0	2	1
On-Campus Total	94	89	92	88	81

STUDENTS/ENROLLMENT

ENROLLMENT BY PROGRAM FALL SEMESTER

COLLEGE	2003/04	2004/05	2005/06	2006/07	2007/08
TECHNOLOGY					
MANUFACTURING Cont.					
OFF-CAMPUS					
Manufacturing Engineering Technology	62	59	56	44	39
Manufacturing Tooling Technology	0	0	0	1	1
Quality Engineering Technology	16	13	11	13	16
Quality Technology BS	0	0	0	1	2
Quality Technology Certificate	1	2	3	1	1
Off-Campus Total	79	74	70	60	59
<i>DEPARTMENT TOTAL</i>	179	163	162	148	140
MECHANICAL DESIGN					
CAD Drafting & Tool Design Technology	86	70	72	60	51
Pre-CAD Drafting & Tool Design Technology	0	2	1	0	0
Mechanical Engineering Technology - BS	24	37	36	30	28
Mechanical Engineering Technology - AAS	81	79	62	54	57
Pre-Mechanical Engineering Technology - BS	2	8	7	5	6
Pre-Mechanical Engineering Technology - AAS	7	4	5	4	5
Pre-Product Design Engineering Technology	5	7	1	3	6
Product Design Engineering Technology	46	32	36	28	25
On-Campus Total	251	239	220	184	178
OFF-CAMPUS					
Mechanical Engineering Technology	0	0	0	1	0
Product Design Engineering Technology	38	36	25	16	27
Off-Campus Total	38	36	25	17	27
<i>DEPARTMENT TOTAL</i>	289	275	245	201	205
PLASTICS & RUBBER ENGINEERING TECH					
Plastics Engineering Technology	74	66	42	45	51
Plastics Technology	77	63	81	65	56
Pre-Plastics Engineering Technology	19	12	7	3	5
Pre-Plastics Technology	4	2	4	4	8
Pre-Rubber Technology	2	1	0	0	1
Pre-Rubber Engineering Technology	5	3	3	2	0
Rubber Engineering Technology	14	6	4	4	4
Rubber Technology	18	18	12	10	12
On-Campus Total	213	171	153	133	137
OFF-CAMPUS					
Plastics Technology	0	0	0	1	1
Off-Campus Total	0	0	0	1	1
<i>DEPARTMENT TOTAL</i>	213	171	153	134	138

STUDENTS/ENROLLMENT

ENROLLMENT BY PROGRAM FALL SEMESTER

COLLEGE	2003/04	2004/05	2005/06	2006/07	2007/08
TECHNOLOGY					
PRINTING & IMAGING TECHNOLOGY MGMT					
New Media Printing & Publishing	16	14	14	16	10
Printing Management	26	22	27	31	19
Pre-Printing Management	0	0	2	1	1
Printing & Digital Graphic Imaging Technology	56	57	58	39	40
On-Campus Total	98	93	101	87	70
<i>DEPARTMENT TOTAL</i>	98	93	101	87	70
SURVEYING ENGINEERING					
Pre-Surveying Engineering	0	0	2	4	2
Pre-Surveying Technology	4	4	4	3	3
Surveying Engineering	76	73	79	77	70
Surveying Technology	19	28	33	34	43
On-Campus Total	99	105	118	118	118
<i>DEPARTMENT TOTAL</i>	99	105	118	118	118
WELDING ENGINEERING TECHNOLOGY					
Pre-Welding Engineering Technology	3	3	7	2	4
Pre-Welding Technology	0	1	3	3	4
Welding Technology	75	77	74	72	92
Welding Engineering Technology	54	60	64	56	54
On-Campus Total	132	141	148	133	154
<i>DEPARTMENT TOTAL</i>	132	141	148	133	154
UNDECLARED OFF-CAMPUS	28	24	13	10	13
ON-CAMPUS TOTAL	2,149	2,102	2,172	2,054	2,041
OFF-CAMPUS TOTAL	233	215	223	209	223
COLLEGE TOTAL	2,382	2,317	2,395	2,263	2,264

Source: Office of Institutional Research & Testing

STUDENTS/ENROLLMENT

ENROLLMENT BY PROGRAM FALL SEMESTER

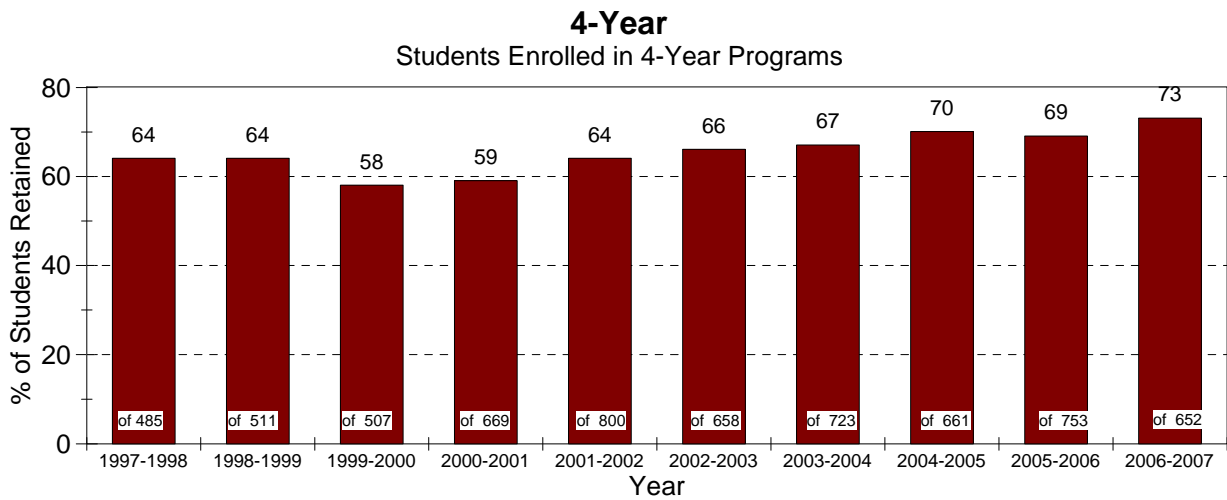
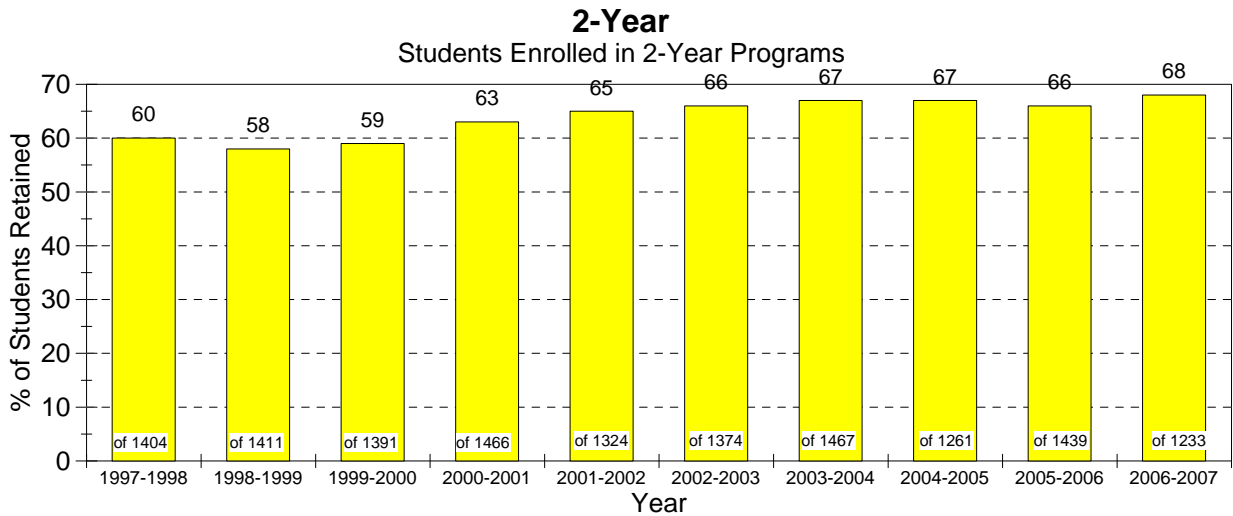
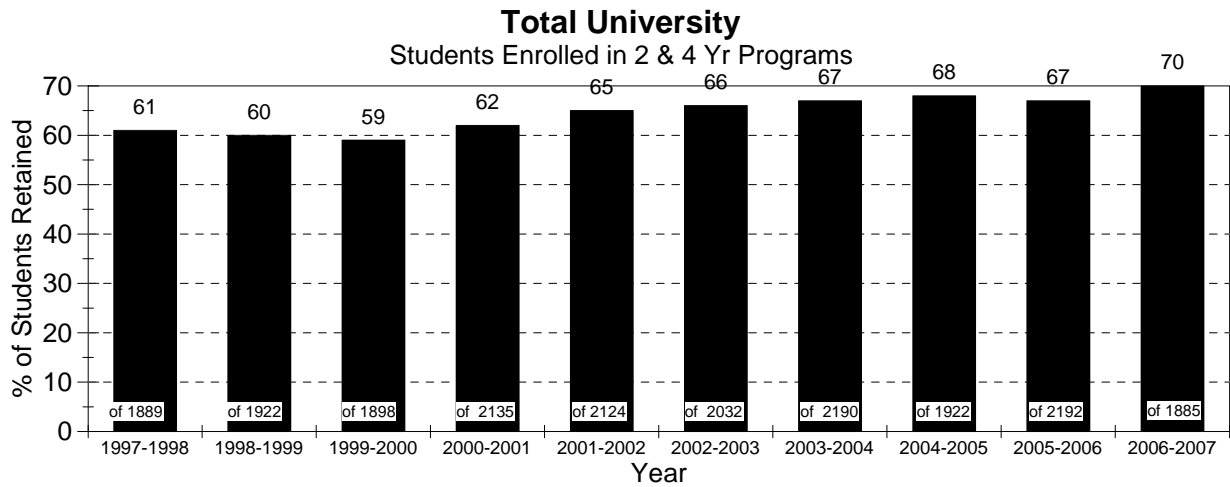
COLLEGE	2003/04	2004/05	2005/06	2006/07	2007/08
UNIVERSITY COLLEGE					
DEVELOPMENTAL PROG & CURRICULUM					
Career Exploration	148	95	91	101	92
Directed Studies	45	39	20	24	35
General Studies	59	51	171	254	270
Intensive English Language Program	19	18	11	2	0
Undeclared	0	0	0	5	3
University College Program	100	134	47	48	71
NON-DEGREE	65	79	45	66	62
COLLEGE TOTAL	436	416	385	500	533

* Name changed to University College Program Fall 02

Source: Office of Institutional Research and Testing

Ferris State University

Fall to Fall First-Year Student Retention Rates (Full-Time FTIACS)



Source: Office of Institutional Research and Testing

STUDENTS/ENROLLMENT

Average # of Credits Taken by Full-Time (12+ credits) Students By Class Level Summer 2004 thru Fall 2007

	<u>Summer 2004</u>	<u>Fall 2004</u>	<u>Winter 2005</u>	<u>Summer 2005</u>	<u>Fall 2005</u>	<u>Winter 2006</u>	<u>Summer 2006</u>	<u>Fall 2006</u>	<u>Spring 2007</u>	<u>Summer 2007</u>	<u>Fall 2007</u>
Freshman	13.96	14.49	14.38	14.17	14.42	14.30	12.33	14.34	14.25	13.42	14.36
Sophomore	13.18	14.41	14.30	13.63	14.40	14.20	12.79	14.40	14.15	13.09	14.16
Junior	13.33	14.46	14.26	13.07	14.49	14.37	13.04	14.30	14.17	13.24	14.18
Senior	13.26	14.50	14.51	13.62	14.50	14.45	13.42	14.46	14.32	13.69	14.26
Graduate	12.63	12.75	13.03	13.21	13.12	12.60	12.00	12.56	12.49	12.93	12.64
1st Professional Optometry Pharmacy	15.60	16.97	16.69	15.73	16.97	16.89	15.87	18.49 16.35	19.25 16.76	14.08	16.99
Special Grad		14.00	16.50	13.50	14.00	13.00	12.00				
Special Undergrad	13.50	14.21	14.45	12.00	14.00	13.00					
Total Avg	13.95	14.61	14.52	14.16	14.6	14.51	14.10	14.53	14.43	13.60	14.43
Undergrad Avg	13.31	14.46	14.37	13.55	14.45	14.34	13.24	14.38	14.41	13.50	14.25

Average HSGPA & ACT SCORES FTIAC Students (First Time In Any College) Fall 2000-2007

	<u>2000</u>	<u>2001</u>	<u>2002</u>	<u>2003</u>	<u>2004</u>	<u>2005</u>	<u>2006</u>	<u>2007</u>
High School GPA	2.89	3.14	3.07	3.09	3.14	3.13	3.18	3.17
ACT								
Composite:	19.4	19.8	20.2	20.6	20.8	20.9	21.3	21.4
English:	18.1	18.3	19.0	19.4	19.6	19.8	20.2	20.4
Math:	19.4	19.8	20.1	20.3	20.9	20.7	21.3	21.3
Reading:	19.5	19.9	20.4	20.9	21.1	21.1	21.6	21.9
Sci. Reasoning:	20.3	20.5	20.9	21.3	21.4	21.5	22.1	22.2

Source: Office of Institutional Research & Testing

STUDENTS/ENROLLMENT

STUDENT CREDIT HOURS (SCH) BY COLLEGE

College	Fall 2004	Fall 2005	Fall 2006	Fall 2007
Allied Health Sciences				
On Campus	7,786	7,989	8,132	8,218
Off Campus	2,370	3,353	3,738	4,317
Total	10,156	11,342	11,870	12,535
Arts & Sciences				
On Campus	59,504	61,134	59,084	60,267
Off Campus	1,443	1,608	1,851	1,857
Total	60,947	62,742	60,935	62,124
Business				
On Campus	19,322	19,954	19,666	20,578
Off Campus	1,932	2,070	2,601	3,294
Total	21,254	22,024	22,267	23,872
College of Prof & Technical Studies				
Off Campus	368	981	1,299	1,468
Education & Human Services				
On Campus	8,067	8,665	8,589	7,585
Off Campus	3,546	4,543	4,651	4,932
Total	11,613	13,208	13,240	12,517
Kendall College of Art & Design				
On Campus	10,828	11,718	11,820	12,845
Michigan College of Optometry				
On Campus	2,353	2,111	2,426	2,543
Off Campus	31	34	33	29
Total	2,384	2,145	2,459	2,572
Pharmacy				
On Campus	6,543	7,243	7,318	7,815
Technology				
On Campus	19,062	19,595	18,247	18,063
Off Campus	1,024	1,116	1,157	1,244
Total	20,086	20,711	19,404	19,307
University College				
On Campus	3,932	4,074	3,392	3,565
Off Campus	0	0	44	173
Total	3,932	4,074	3,436	3,738
UNIVERSITY TOTAL				
On Campus	137,397	142,483	138,674	141,479
Off Campus	10,714	13,705	15,374	17,314
Total	148,111	156,188	154,048	158,793

Note: SCH based on course section

Source: Office of Institutional Research and Testing

STUDENTS/ENROLLMENT

STUDENTS WHO TRANSFERRED TO FSU FROM MICHIGAN COMMUNITY COLLEGES & PUBLIC UNIVERSITIES

Summer 2006, Fall 2006, Spring 2007

COMMUNITY COLLEGES

Alpena Community College	17	Mid-Michigan Community College	30
Bay de Noc Community College	21	Monroe County Community College	6
Delta College	96	Montcalm Community College	31
Glen Oaks Community College	3	Mott Community College	96
Gogebic Community College	1	Muskegon Community College	49
Grand Rapids Community College	288	North Central Michigan College	18
Henry Ford Community College	15	Northwestern Michigan College	100
Jackson Community College	16	Oakland Community College	39
Kalamazoo Valley Community College	49	Schoolcraft College	28
Kellogg Community College	16	Southwestern Michigan College	38
Kirtland Community College	6	St. Clair County Community College	21
Lake Michigan College	13	Washtenaw Community College	15
Lansing Community College	81	Wayne County Community College	7
Macomb Community College	38	West Shore Community College	53

UNIVERSITIES

Central Michigan University	48	Oakland University	7
Eastern Michigan University	4	Saginaw Valley State University	13
Grand Valley State University	64	University of Michigan - Ann Arbor	6
Lake Superior State University	11	University of Michigan - Dearborn	1
Michigan State University	45	University of Michigan - Flint	6
Michigan Technological University	10	Wayne State University	9
Northern Michigan University	27	Western Michigan University	50

TOTAL TRANSFERS TO FSU 1492

Source: Office of Institutional Research & Testing

STUDENTS/ENROLLMENT

ENROLLMENT SUMMARY OF STUDENTS BY AGE FALL 2007

Full-Time Students

Age	<u>Undergraduate</u>		<u>Graduate</u>		<u>First Professional</u>	
	Men	Women	Men	Women	Men	Women
Under 18	36	74	0	0	0	0
18-19	1683	1490	0	0	1	1
20-21	1638	1316	0	4	54	109
22-24	1195	743	13	8	114	187
25-29	307	206	5	3	71	62
30-34	82	86	2	2	17	10
35-39	38	61	1	3	10	11
40-49	39	56	1	1	11	4
50-64	4	15	1	1	2	0
65 & over	0	0	0	0	0	0
Age Unknown	4	3	0	0	0	0
Total	5026	4050	23	22	280	384

Part-Time Students

Age	<u>Undergraduate</u>		<u>Graduate</u>		<u>First Professional</u>	
	Men	Women	Men	Women	Men	Women
Under 18	78	162	0	0	0	0
18-19	46	56	0	0	0	0
20-21	166	125	5	3	0	0
22-24	293	275	31	28	3	8
25-29	203	268	45	67	2	2
30-34	137	142	30	44	1	1
35-39	102	140	31	52	1	0
40-49	125	228	46	89	0	1
50-64	49	98	25	31	0	0
65 & over	1	1	0	1	0	0
Age Unknown	10	10	1	2	0	0
Total	1210	1505	214	317	7	12

Average Age

	<u>Full-Time</u>	<u>Part-Time</u>	<u>Total</u>
Undergraduate Degree Seeking	21	30	23
Undergraduate Non-Degree Seeking	18	23	23
Graduate	29	36	35
First Professional	24	26	24
All Students	22	30	24

Source: Office of Institutional Research and Testing

Degrees

DEGREES/PROGRAMS

DEGREES CONFERRED BY PROGRAM ACADEMIC YEAR (SUMMER, FALL, WINTER SEMESTERS)

	2004-05				2005-06				2006-07			
	CERT	AS	BS	MS	CERT	AS	BS	MS	CERT	AS	BS	MS
ALLIED HEALTH SCIENCES												
CLINICAL LAB, RESP CARE & HEALTH ADM.												
Coding/Reimbursement Specialist	33				19				2			
Environmental Health & Safety		1	10			1	16				11	
Health Care Systems Administration			17				21				41	
Medical Laboratory Technology		2				4				6		
Medical Record Administration			9				11				10	
Medical Record Technology		25				34				32		
Medical Technology			11				9				16	
Nuclear Medicine Technology		34	2			29				36		
Phlebotomy	3				20				36			
Respiratory Care		14				26				42		
TOTAL	36	76	49	0	39	94	57	0	38	116	78	0
DENTAL HYGIENE & MEDICAL IMAGING												
Dental Hygiene		61				62				55		
Diagnostic Medical Sonography		12				4				14		
Radiography		47				41				40		
TOTAL	0	120	0	0	0	107	0	0	0	109	0	0
SCHOOL OF NURSING												
Master of Science in Nursing								2				1
Nursing		55	48			32	58			39	62	
Nursing Education	5								1			
TOTAL	5	55	48	0	0	32	58	2	1	39	62	1
COLLEGE TOTAL	41	251	97	0	39	233	115	2	39	264	140	1

Source: Office of Institutional Research and Testing

DEGREES/PROGRAMS

DEGREES CONFERRED BY PROGRAM ACADEMIC YEAR (SUMMER, FALL, WINTER SEMESTERS)

	2004-05				2005-06				2006-07			
	CERT	AS	BA	BS	CERT	AS	BA	BS	CERT	AS	BA	BS
ARTS & SCIENCES												
BIOLOGY												
Applied Biology				44				55				53
Biochemistry							1				2	
Biology							1				2	
Biotechnology				5				6				7
Horticulture Golf Course Mgmt									2			
Ornamental Horticulture		10				8			2	11		
Pre-Science		18				42				30		
TOTAL	0	28	0	49	0	50	2	61	4	41	4	60
COLLEGE OF ARTS & SCIENCES												
Integrative Studies				3				5				12
TOTAL	0	0	0	3	0	0	0	5	0	0	0	12
HUMANITIES												
Applied Speech Communication		2		11		3		9		3		10
Communication			5				4				3	
History			3				4				11	
TOTAL	0	2	8	11	0	3	8	9	0	3	14	10
LANGUAGE & LITERATURE												
English Composition			1				3				3	
English Literature			6				4				7	
Journalism	1											
Liberal Arts		16				5				15		
Tech & Professional Communication				4				3				7
Technical Writing					2				1			
TOTAL	1	16	7	4	2	5	7	3	1	15	10	7
MATHEMATICS												
Applied Mathematics				7				9				12
Mathematics			1								1	
TOTAL	0	0	1	7	0	0	0	9	0	0	1	12
PHYSICAL SCIENCES												
Chemistry			4				1				5	
Industrial Chemistry Technology		5				9				11		
TOTAL	0	5	4	0	0	9	1	0	0	11	5	0
SOCIAL SCIENCES												
Psychology				20				27				24
Public Administration				11				12				9
Social Work				38				32				37
Sociology			4				1				4	
TOTAL	0	0	4	69	0	0	1	71	0	0	4	70
COLLEGE TOTAL	1	51	24	143	2	67	19	158	5	70	38	171

Source: Office of Institutional Research and Testing

DEGREES CONFERRED BY PROGRAM
ACADEMIC YEAR (SUMMER, FALL, WINTER SEMESTERS)

BUSINESS	2004-05				2005-06				2006-07			
	CERT	AS	BS	MS	CERT	AS	BS	MS	CERT	AS	BS	MS
ACCOUNTING, FINANCE, ECON & STATISTICS												
Accountancy		3	22			1	35			2	30	
Accountancy/Finance			2				2				4	
Finance			8				13				10	
TOTAL	0	3	32	0	0	1	50	0	0	2	44	0

COMPUTER INFORMATION SYSTEMS												
Accountancy/CIS			3									
Computer Info Systems		2	61			4	51			2	37	
Computer Info Systems/Management							1					
TOTAL	0	2	64	0	0	4	52	0	0	2	37	0

MANAGEMENT												
Advanced Studies in Global Logistics	1				1							
Advanced Studies in Investment					1							
Business Administration			87				116				113	
Club Management					1				3			
Culinary Management	2								7			
General Business		16				20				18		
Hotel Management	10		11		1		6		29		13	
Human Resource Management	6		7		5		8		1		4	
Insurance							1					
International Business	8		2		7		7		6		5	
Legal Assistant		2				1						
Legal Studies		18				17				18		
Management			4				1				1	
Manufacturing Operations Mgt	1											
Operations and Supply Management			1				2					
Real Estate	3				3				6			
Resort Management			3				6				11	
Restaurant & Food Industry Mgmt	17	12				13			14	5		
Small Business & Entrepreneurship			11				12				14	
Small Business Management	4		3		11				9			
Sport, Spa, Entertainment Operations	20				2				2			
Supervision	3								18			
TOTAL	75	48	129	0	32	51	159	0	95	41	161	0

Source: Office of Institutional Research and Testing

DEGREES/PROGRAMS

DEGREES CONFERRED BY PROGRAM ACADEMIC YEAR (SUMMER, FALL, WINTER SEMESTERS)

BUSINESS	2004-05				2005-06				2006-07			
	CERT	AS	BS	MS	CERT	AS	BS	MS	CERT	AS	BS	MS
MARKETING												
Advertising	1		16		2		14		1		11	
Business to Business Marketing					2				5			
Direct Marketing	17				20				19			
E-Commerce	10				8				7			
Food Service Management		1										
Graphic Design							28			21	14	
Hospitality Management			2				1					
Marketing	1		39		4		34		5		37	
Marketing/PGM			39				54				37	
Marketing/PTM			10				11				9	
Marketing Research	3											
Marketing/Retailing												
Marketing/Sales	1				4				6			
Music Industry Management			14				18				14	
Public Relations	1		18				9		1		7	
Retailing					2				2			
Visual Communication		3	18				6					
Visual Design and Web Media		27	16			36	15			7	1	
TOTAL	34	31	172	0	42	36	190	0	46	28	130	0

COL OF BUS GRADUATE PROGRAMS												
Advanced Studies in Business Intelligence												
Advanced Studies in E-Business	5									1		
Advanced Studies in Info Security	5									17		
Advanced Studies in Network Mgmt	1											
Advanced Studies in Outsourcing	2											
Advanced Studies in Quality Mgmt	8									11		
Advanced Studies in Systems Integration	2									2		
Information Systems Management				27				28				18
Masters of Business Administration				14				17				16
TOTAL	23	0	0	41	40	0	0	45	31	0	0	34

COLLEGE TOTAL	132	84	397	41	114	92	451	45	172	73	372	34
----------------------	------------	-----------	------------	-----------	------------	-----------	------------	-----------	------------	-----------	------------	-----------

Source: Office of Institutional Research and Testing

DEGREES/PROGRAMS

DEGREES CONFERRED BY PROGRAM ACADEMIC YEAR (SUMMER, FALL, WINTER SEMESTERS)

EDUCATION & HUMAN SERVICES	2004-05				2005-06				2006-07			
	CERT	AS	BS	MS	CERT	AS	BS	MS	CERT	AS	BS	MS
CRIMINAL JUSTICE												
Criminal Justice Administration				21				13				28
Criminal Justice			132				140				169	
Pre-Criminal Justice		89				96				74		
TOTAL	0	89	132	21	0	96	140	13	0	74	169	28

LEISURE STUDIES & WELLNESS												
Recreation Leadership & Management			10				12				10	
TOTAL	0	0	10	0	0	0	12	0	0	0	10	0

SCHOOL OF EDUCATION												
Advanced Studies for Total Qual Mgt	6											
Allied Health Education			1				4				3	
Biology Education			6				8				2	
Business Education			2				6				5	
Career & Technical Education				49				29				34
Chemistry Education			2				2				1	
Curriculum & Instruction				43				41				61
Early Childhood Education		13				9				9	4	
Elementary Education			59				56				75	
English Education			25				22				9	
History Education			1				8				5	
Mathematics Education			5				14				11	
Philanthropy Education									1			
Pre-Teaching Elementary		3				4				2		
Pre-Teaching Secondary						1				1		
Social Studies			4				7				2	
Social Studies/Elementary							7					
Technical Education			17				11				35	
Wage Earning Home Economics Edu			2				3				2	
TOTAL	6	16	124	92	0	14	148	70	1	12	154	95

TELEVISION PRODUCTION												
Television & Digital Media Production			20				22				22	
TOTAL	0	0	20	0	0	0	22	0	0	0	22	0

COLLEGE TOTAL	6	105	286	113	0	110	322	83	1	86	355	123
----------------------	----------	------------	------------	------------	----------	------------	------------	-----------	----------	-----------	------------	------------

Source: Office of Institutional Research and Testing

DEGREES/PROGRAMS

DEGREES CONFERRED BY PROGRAM ACADEMIC YEAR (SUMMER, FALL, WINTER SEMESTERS)

KENDALL	2004-05				2005-06				2006-07			
	CERT	BS	BFA	MS	CERT	BS	BFA	MS	CERT	BS	BFA	MS
DESIGN STUDIES												
Digital Media							13				11	
Furniture Design			5				7				4	
Graphic Design											40	
Illustration			19				30				22	
Illustration - Digital Media			9				10				7	
Industrial Design			5				9				7	
Interior Design			23				43				28	
Metals/Jewelry Design							1				6	
Visual Communication - Multi Media			10				1					
TOTAL	0	0	71	0	0	0	101	0	0	0	125	0

FINE ARTS/FOUNDATION	2004-05				2005-06				2006-07			
	CERT	BS	BFA	MS	CERT	BS	BFA	MS	CERT	BS	BFA	MS
Art Education			6				3				4	
Art History						3						
Fine Arts											1	
Fine Arts Drawing			1	1			3	1			4	1
Fine Arts Painting			15	2			7	1			6	7
Fine Arts Photography			11	1			6	1			1	1
Fine Arts Printmaking							2					2
Fine Arts Sculpture							1				1	
Fine Arts Woodwork							1				1	
MFA Dual Major								1				
Painting							2				2	
Photography											5	
Sculpture/Functional Art							1				3	
TOTAL	0	0	33	4	0	3	26	4	0	0	28	11

COLLEGE TOTAL	0	0	104	4	0	3	127	4	0	0	153	11
----------------------	----------	----------	------------	----------	----------	----------	------------	----------	----------	----------	------------	-----------

DEGREES CONFERRED BY PROGRAM ACADEMIC YEAR (SUMMER, FALL, WINTER SEMESTERS)

COLLEGE OF PROF & TECH STUDIES	2004-05				2005-06				2006-07			
	CERT	AS	BS	MS	CERT	AS	BS	MS	CERT	AS	BS	MS
Digital Animation/Game Design											3	
Industrial Technology and Mgmt							5				8	
TOTAL	0	0	0	0	0	0	5	0	0	0	11	0

COLLEGE TOTAL	0	0	0	0	0	0	5	0	0	0	11	0
----------------------	----------	----------	----------	----------	----------	----------	----------	----------	----------	----------	-----------	----------

Source: Office of Institutional Research and Testing

DEGREES/PROGRAMS

DEGREES CONFERRED BY PROGRAM ACADEMIC YEAR (SUMMER, FALL, WINTER SEMESTERS)

MICHIGAN COLLEGE OF OPTOMETRY	2004-05				2005-06				2006-07			
	CERT	AS	BS	OD	CERT	AS	BS	OD	CERT	AS	BS	OD
Optometry				31				34				32
Visual Science			7				20				13	
COLLEGE TOTAL	0	0	7	31	0	0	20	34	0	0	13	32

DEGREES CONFERRED BY PROGRAM ACADEMIC YEAR (SUMMER, FALL, WINTER SEMESTERS)

PHARMACY	2004-05				2005-06				2006-07			
	CERT	AS	BS	Pharm D	CERT	AS	BS	Pharm D	CERT	AS	BS	Pharm D
Pharmacy				118				113				122
COLLEGE TOTAL	0	0	0	118	0	0	0	113	0	0	0	122

Source: Office of Institutional Research and Testing

DEGREES/PROGRAMS

DEGREES CONFERRED BY PROGRAM ACADEMIC YEAR (SUMMER, FALL, WINTER SEMESTERS)

TECHNOLOGY	2004-05				2005-06				2006-07			
	CERT	AS	BS	MS	CERT	AS	BS	MS	CERT	AS	BS	MS
ARCHITECTURAL TECH & FACILITIES MGMT												
Architectural Technology		28				17				24		
Facility Management	3		5		1		12		12		16	
Field Engineering	1											
TOTAL	4	28	5	0	1	17	12	0	12	24	16	0

AUTOMOTIVE												
Automotive Body		13				14				21		
Automotive Engineering Technology			17				28				23	
Automotive Service Technology		63				83				65		
Automotive & Heavy Equip Mgmt			36				31				38	
Performance Machining	8				23				14			
Performance Motorsports	24				31				40			
TOTAL	32	76	53	0	54	97	59	0	54	86	61	0

CONSTRUCTION TECHNOLOGY & MGMT												
Advanced Construction Management	8								15			
Building Construction Technology		43				43				61		
Civil Engineering Technology		12				14				20		
Construction Administration					18							
Construction Management			47				61				72	
TOTAL	8	55	47	0	18	57	61	0	15	81	72	0

ELECTRONICS/CNS												
Computer Networks & Systems			8				10				15	
Electrical/Electronics Engineering			18				7				15	
Industrial Electronics Technology		3				15			9			
TOTAL	0	3	26	0	0	15	17	0	0	9	30	0

HEAVY EQUIPMENT												
Electrical Power Generation	1				3				1			
Heavy Equipment Service Engr Tech			9				11				8	
Heavy Equipment Technology		19				23				25		
Komatsu Equipment Repair												
TOTAL	1	19	9	0	3	23	11	0	1	25	8	0

HVACR												
HVACR Engineering Technology			29				35				32	
HVACR Technology		22				31				22		
TOTAL	0	22	29	0	0	31	35	0	0	22	32	0

Source: Office of Institutional Research and Testing

DEGREES CONFERRED BY PROGRAM
ACADEMIC YEAR (SUMMER, FALL, WINTER SEMESTERS)

TECHNOLOGY	2004-05				2005-06				2006-07			
	CERT	AS	BS	MS	CERT	AS	BS	MS	CERT	AS	BS	MS
MANUFACTURING ENGINEERING												
Industrial Practices									1			
Manufacturing Engineering Technology			24				23				21	
Manufacturing Tooling Technology		17				17				11		
Quality Engineering Technology			2				3				1	
Quality Technology	13				20				23			
TOTAL	13	17	26	0	20	17	26	0	24	11	22	0

MECHANICAL DESIGN												
CAD Drafting & Tool Design Tecnology		21				21				14		
Mechanical Engineering Technology		17	16			31	18			21	25	
Product Design Engineering Technology			23				32				23	
TOTAL	0	38	39	0	0	52	50	0	0	35	48	0

PLASTICS & RUBBER ENG TECHNOLOGY												
Plastics Engineering Technology			45				32				22	
Plastics Technology		32				25				29		
Rubber Engineering Technology			5				8				4	
Rubber Technology		7				3				6		
TOTAL	0	39	50	0	0	28	40	0	0	35	26	0

PRINTING & IMAGING TECHNOLOGY MGMT												
New Media Printing & Publishing			6				6				10	
Printing & Digital Graphic Imaging		17				25				15		
Printing Management			12				12				16	
TOTAL	0	17	18	0	0	25	18	0	0	15	26	0

SURVEYING ENGINEERING												
Geographic Information	7				8				4			
Surveying Engineering			19				20				17	
Surveying Technology		8				17				13		
TOTAL	7	8	19	0	8	17	20	0	4	13	17	0

WELDING ENGINEERING TECHNOLOGY												
Welding Engineering Technology			24				33				28	
Welding Technology		30				24				24		
TOTAL	0	30	24	0	0	24	33	0	0	24	28	0

COLLEGE TOTAL	65	352	345	0	104	403	382	0	110	380	386	0
----------------------	-----------	------------	------------	----------	------------	------------	------------	----------	------------	------------	------------	----------

Source: Office of Institutional Research and Testing

DEGREES/PROGRAMS

DEGREES CONFERRED AT FERRIS STATE UNIVERSITY ACADEMIC YEAR (SUMMER, FALL, WINTER SEMESTERS)

	<u>CERTIFICATE</u>	<u>ASSOCIATE</u>	<u>BACHELOR</u>	<u>MASTERS</u>	<u>DOCTORATE</u>	<u>TOTAL</u>
1988 - 1989	2	1,040	1,559	32	30	2,663
1989 - 1990	6	1,177	1,721	27	33	2,964
1990 - 1991	9	1,107	1,662	31	33	2,842
1991 - 1992	13	1,156	1,790	36	36	3,031
1992 - 1993	7	1,295	1,898	38	35	3,273
1993 - 1994	8	975	1,789	27	36	2,835
1994 - 1995	11	948	1,661	34	40	2,694
1995 - 1996	53	860	1,438	40	35	2,426
1996 - 1997	71	786	1,328	43	41	2,269
1997 - 1998	82	823	1,281	97	40	2,323
1998 - 1999	96	839	1,140	83	41	2,199
1999 - 2000	130	821	1,186	81	44	2,262
2000 - 2001	100	722	1,217	116	52	2,207
2001 - 2002	157	764	1,325	152	45	2,443
2002 - 2003	247	808	1,312	168	58	2,593
2003 - 2004	217	830	1,410	148	121	2,726
2004 - 2005	245	843	1,403	158	149	2,798
2005 - 2006	259	905	1,615	134	147	3,060
2006 - 2007	327	873	1,639	169	154	3,162

Source: Office of Institutional Research and Testing

DEGREES/PROGRAMS

FERRIS STATE UNIVERSITY			
APPROVED PROGRAMS			
PROGRAM NAMES	COLLEGE	DEPARTMENT	DEGREE
Bachelor of Integrative Studies	N/A	N/A	BS
Dental Hygiene	AHS	Dental Hygiene & Medical Imaging	AAS
Diagnostic Medical Sonography	AHS	Dental Hygiene & Medical Imaging	AAS
Health Information Management	AHS	Clinical Laboratory, Respiratory, Health Administration	BS
Health Information Technology	AHS	Clinical Laboratory, Respiratory, Health Administration	AAS
Health Care Systems Administration	AHS	Clinical Laboratory, Respiratory, Health Administration	BS
Medical Laboratory Technology	AHS	Clinical Laboratory, Respiratory, Health Administration	AAS
Medical Technology (Career Mobility)	AHS	Clinical Laboratory, Respiratory, Health Administration	BS
Medical Technology (Integrated)	AHS	Clinical Laboratory, Respiratory, Health Administration	BS
Nuclear Medicine Technology	AHS	Dental Hygiene & Medical Imaging	AAS
Nursing	AHS	School of Nursing	AAS
Nursing	AHS	School of Nursing	BSN
Nursing	AHS	School of Nursing	MSN
Radiography	AHS	Dental Hygiene & Medical Imaging	AAS
Respiratory Care	AHS	Clinical Laboratory, Respiratory, Health Administration	AAS
Biology	A/S	Biological Sciences	BS
Biology/Environmental Biology concentration	A/S	Biological Sciences	BS
Biology/Forensic Biology concentration	A/S	Biological Sciences	BS
Biology/Pre-Dentistry concentration	A/S	Biological Sciences	BS
Biology/Pre-Medicine concentration	A/S	Biological Sciences	BS
Biology/Pre-Physical Therapy concentration	A/S	Biological Sciences	BS
Biology/Pre-Veterinary Medicine concentration	A/S	Biological Sciences	BS
Biology/Pre-Optometry concentration	A/S	Biological Sciences	BS
Applied Speech Communication	A/S	Humanities	AA
Applied Speech Communication	A/S	Humanities	BS
Applied Mathematics	A/S	Mathematics	BS
Applied Mathematics/Actuarial Science concentration	A/S	Mathematics	BS
Applied Mathematics/Computer Science concentration	A/S	Mathematics	BS
Applied Math/Operations Research concentration	A/S	Mathematics	BS
Applied Math/Statistics concentration	A/S	Mathematics	BS
Biology	A/S	Biological Sciences	BA
Biochemistry	A/S	Biological Sciences	BA
Biotechnology	A/S	Biological Sciences	BS
Chemistry	A/S	Biological Sciences	BA
Communication	A/S	Humanities	BA
English	A/S	Language and Literature	BA
History	A/S	Humanities	BA
Industrial Chemistry Technology	A/S	Physical Sciences	AAS
Liberal Arts	A/S	N/A	AA
Mathematics	A/S	Mathematics	BA
Ornamental Horticulture Technology	A/S	Biological Sciences	AAS
Pre-Engineering	A/S	N/A	AS
Pre-Law	A/S	N/A	AA
Pre-Mortuary Science	A/S	N/A	AS

Source: Office of Institutional Research and Testing

DEGREES/PROGRAMS

FERRIS STATE UNIVERSITY			
APPROVED PROGRAMS			
PROGRAM NAMES	COLLEGE	DEPARTMENT	DEGREE
Pre-Pharmacy	A/S	N/A	AS
Pre-Science	A/S	Mathematics	AS
Psychology	A/S	Social Sciences	BS
Public Administration	A/S	Social Sciences	BS
Social Work	A/S	Social Sciences	BSW
Sociology	A/S	Social Sciences	BA
Tech & Professional Communication/Auto Writing concen.	A/S	Language and Literature	BS
Tech & Professional Communication/Comp Info concen.	A/S	Language and Literature	BS
Tech & Professional Communication/Journalism concen.	A/S	Language and Literature	BS
Tech & Professional Comm./Multi Media Writing concen.	A/S	Language and Literature	BS
Tech & Professional Communication/Pub Mgt concen.	A/S	Language and Literature	BS
Tech & Professional Comm Scientific & Med Writing concen.	A/S	Language and Literature	BS
Accounting	BUS	Accounting, Finance, Econ, & Statistics	AAS
Accounting	BUS	Accounting, Finance, Econ, & Statistics	BB
Accountancy/Public Accounting track	BUS	Accounting, Finance, Econ, & Statistics	BS
Accountancy/Computer Information Systems	BUS	Accounting, Finance, Econ, & Statistics	BS
Accountancy/Finance	BUS	Computer Information Systems	BS
Advertising	BUS	Accounting, Finance, Econ, & Statistics	BS
Business Administration	BUS	Management	BS
Business Administration w/ Legal Studies	BUS	Management	BS
Computer Information Systems	BUS	Computer Information Systems	AAS
Computer Information Systems	BUS	Computer Information Systems	BS
Finance	BUS	Accounting, Finance, Econ, & Statistics	BS
General Business	BUS	Management	AAS
Hotel Management with AAS RFIM	BUS	Management	BS
Hotel Management	BUS	Management	BS
Human Resource Management	BUS	Management	BS
Information Systems Management	BUS	Col of Business Graduate Programs	MS
Legal Studies	BUS	Management	AAS
Management	BUS	Management	BS
Marketing	BUS	Marketing	BS
Music Industry Management	BUS	Marketing	BS
Operations and Supply Management	BUS	Management	BS
Professional Golf Management	BUS	Marketing	BS
Professional Tennis Management	BUS	Marketing	BS
Master of Business Administration	BUS	Col of Business Graduate Programs	MBA
Public Relations	BUS	Marketing	BS
Resort Management	BUS	Management	BS
Restaurant & Food Industry Management	BUS	Management	AAS
Graphic Design	BUS	Marketing	AAS
Graphic Design	BUS	Marketing	BS
Information Security & Intelligence	CPT	Professional & Technical Studies	BS
Digital Animation and Game Design	CPT	Professional & Technical Studies	BAS
Industrial Technology and Management	CPT	Professional & Technical Studies	BAS

Source: Office of Institutional Research and Testing

DEGREES/PROGRAMS

FERRIS STATE UNIVERSITY			
APPROVED PROGRAMS			
PROGRAM NAMES	COLLEGE	DEPARTMENT	DEGREE
Biology Education	EDU	School of Education	BS
Business Education	EDU	School of Education	BS
Career & Technical Education	EDU	School of Education	MS
Chemistry Education	EDU	School of Education	BS
Early Childhood Education	EDU	Child Development	AAS
Early Childhood Education	EDU	Child Development	BS
Criminal Justice/Corrections option	EDU	Criminal Justice	BS
Criminal Justice/Generalist option	EDU	Criminal Justice	BS
Criminal Justice/Law Enforcement option	EDU	Criminal Justice	BS
Criminal Justice Administration	EDU	Criminal Justice	MS
Curriculum & Instruction - Special Education	EDU	School of Education	M.Ed.
Curriculum & Instruction - Secondary Certification option	EDU	School of Education	M.Ed.
Curriculum & Instruction - Elementary Certificate	EDU	School of Education	M.Ed.
Curriculum & Instruction - Administrative option	EDU	School of Education	M.Ed.
Curriculum & Instruction - Philanthropy option	EDU	School of Education	M.Ed.
Curriculum & Instruction - Reading Endorsement option	EDU	School of Education	M.Ed.
Curriculum & Instruction - Experiential Education	EDU	School of Education	M.Ed.
Elementary Education	EDU	School of Education	BS
English Education	EDU	School of Education	BS
History Education	EDU	School of Education	BS
Mathematics Elementary	EDU	School of Education	BS
Pre-Criminal Justice	EDU	Criminal Justice	AA
Pre-Teaching Elementary	EDU	School of Education	AA
Pre-Teaching Secondary	EDU	School of Education	AA
Recreation Leadership & Management	EDU	Recreation, Leisure Services and Wellness	BS
Social Studies	EDU	School of Education	BS
Technical Education	EDU	School of Education	BS
Television and Digital Media Production	EDU	Television Production	BS
Training in Business and Industry	EDU	School of Education	BS
Art Education	KEN	Fine Arts/Foundation	BFA
Art History	KEN	Liberal Arts & Sciences	BS
Digital Media	KEN	Design Studies	BFA
Graphic Design	KEN	Design Studies	BFA
Fine Arts	KEN	Fine Arts/Foundation	BFA
Fine Arts Drawing	KEN	Fine Arts/Foundation	BFA
Fine Arts Drawing	KEN	Fine Arts/Foundation	MFA
Fine Arts Painting	KEN	Fine Arts/Foundation	BFA
Fine Arts Painting	KEN	Fine Arts/Foundation	MFA
Fine Arts Photography	KEN	Fine Arts/Foundation	BFA
Fine Arts Photography	KEN	Fine Arts/Foundation	MFA
Fine Arts Printmaking	KEN	Fine Arts/Foundation	BFA
Fine Arts Printmaking	KEN	Fine Arts/Foundation	MFA
Fine Arts Sculpture	KEN	Fine Arts/Foundation	BFA
Fine Arts Woodwork/Functional Art	KEN	Fine Arts/Foundation	BFA
Furniture Design	KEN	Design Studies	BFA
Illustration	KEN	Design Studies	BFA
Industrial Design	KEN	Design Studies	BFA
Interior Design	KEN	Design Studies	BFA
Metals/Jewelry Design	KEN	Design Studies	BFA
Painting	KEN	Fine Arts/Foundation	BFA
Photography	KEN	Fine Arts/Foundation	BFA
Sculpture/Functional Art	KEN	Fine Arts/Foundation	BFA

Source: Office of Institutional Research and Testing

DEGREES/PROGRAMS

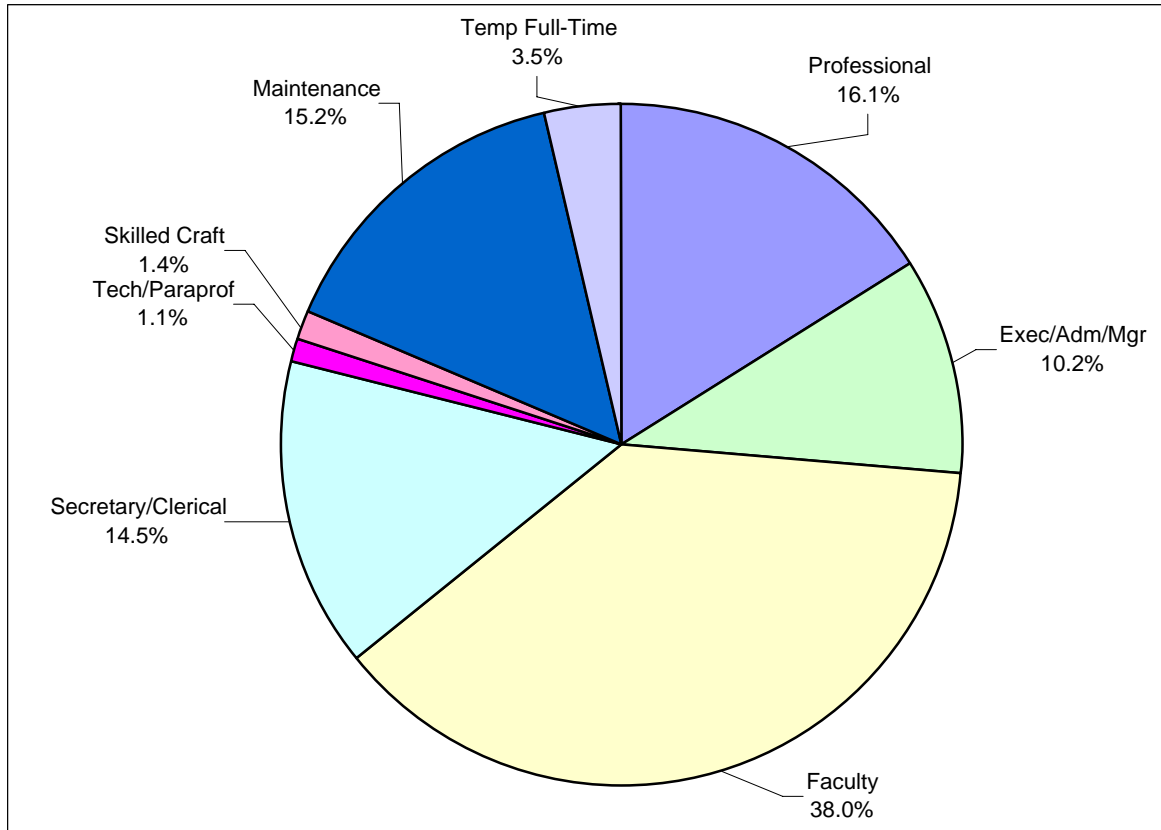
FERRIS STATE UNIVERSITY			
APPROVED PROGRAMS			
PROGRAM NAMES	COLLEGE	DEPARTMENT	DEGREE
Optometry	OPT	Optometry	OD
Doctor of Pharmacy	PHR	Pharmacy	Pharm.D.
Architectural Technology	TEC	Architectural Tech & Facilities Mgmt	AAS
Automotive and Heavy Equipment Management	TEC	Automotive	BS
Automotive Engineering Technology	TEC	Automotive	BS
Automotive Service Technology	TEC	Automotive	AAS
Building Construction Technology	TEC	Construction Tech & Management	AAS
CAD Drafting & Tool Design Technology	TEC	Mechanical Design	AAS
Civil Engineering Technology	TEC	Construction Tech & Management	AAS
Computer Networks & Systems	TEC	Electronics/CNS	BS
Construction Management	TEC	Construction Tech & Management	BS
Construction Management/Highway/Bridge emphasis	TEC	Construction Tech & Management	BS
Construction Management/Comm/Indust Bldg emphasis	TEC	Construction Tech & Management	BS
Electrical/Electronics Eng Tech	TEC	Electronics/CNS	BS
Facilities Management	TEC	Architectural Tech & Facilities Mgmt	BS
Heavy Equipment Service Engineering Technology	TEC	Heavy Equipment	BS
Heavy Equipment Service Technology	TEC	Heavy Equipment	AAS
HVACR Engineering Technology	TEC	HVACR	BS
HVACR Technology	TEC	HVACR	AAS
Industrial Electronics Technology	TEC	Electronics/CNS	AAS
Manufacturing Engineering Technology	TEC	Manufacturing Engineering Tech	BS
Manufacturing Tooling Technology	TEC	Manufacturing Engineering Tech	AAS
Mechanical Engineering Technology	TEC	Mechanical Design	AAS
Mechanical Engineering Technology	TEC	Mechanical Design	BS
New Media Printing & Publishing	TEC	Printing & Imaging Tech Management	BS
Plastics Engineering Technology	TEC	Plastics & Rubber	BS
Plastics Technology	TEC	Plastics & Rubber	AAS
Printing Management	TEC	Printing & Imaging Tech Management	BS
Printing & Digital Graphic Imaging Technology	TEC	Printing & Imaging Tech Management	AAS
Product Design Engineering Technology	TEC	Mechanical Design	BS
Quality Engineering Technology	TEC	Manufacturing Engineering Tech	BS
Rubber Engineering Technology	TEC	Plastics & Rubber	BS
Rubber Technology	TEC	Plastics & Rubber	AAS
Surveying Engineering	TEC	Surveying Engineering	BS
Surveying Technology	TEC	Surveying Engineering	AAS
Welding Engineering Technology	TEC	Welding Engineering Technology	BS
Welding Technology	TEC	Welding Engineering Technology	AAS

Source: Office of Institutional Research and Testing

Faculty/Staff

**UNIVERSITY STAFF BY JOB CATEGORY AND SEX
FALL 2007**

FULL-TIME



JOB CATEGORY	MALE		FEMALE		TOTAL	
	NUMBER	PERCENT	NUMBER	PERCENT	NUMBER	PERCENT
Professional	105	46.7%	120	53.3%	225	16.1%
Exec/Adm/Mgr	78	54.9%	64	45.1%	142	10.2%
Faculty	343	64.5%	189	35.5%	532	38.0%
Secretary/Clerical	7	3.4%	196	96.6%	203	14.5%
Tech/Paraprof	6	37.5%	10	62.5%	16	1.1%
Skilled Craft	19	95.0%	1	5.0%	20	1.4%
Service/Maintenance	121	57.1%	91	42.9%	212	15.2%
Temporary Full-Time *	15	30.6%	34	69.4%	49	3.5%
TOTAL	694	49.6%	705	50.4%	1,399	100.0%

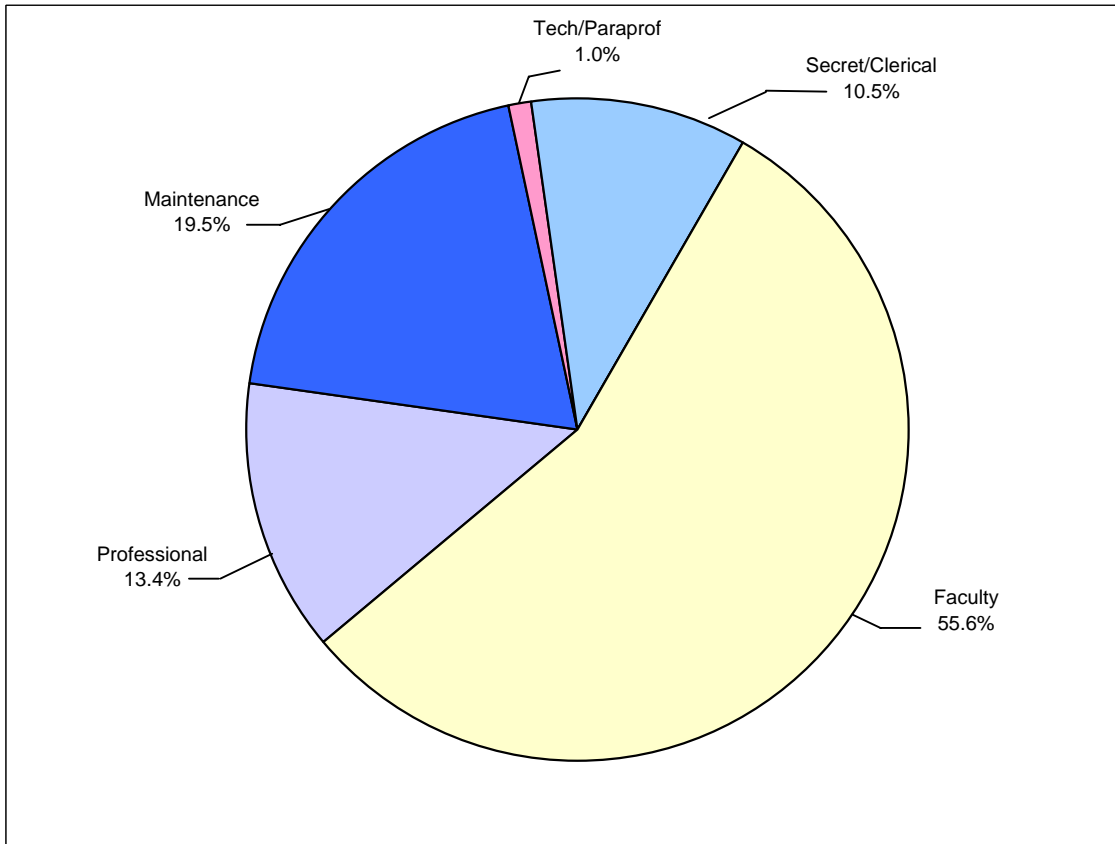
* Temporary Full-time includes all employees in an "O" assignment that are not permanent positions

Source: Office of Human Resource Development

FACULTY/STAFF

UNIVERSITY STAFF BY JOB CATEGORY AND SEX FALL 2007

PART-TIME

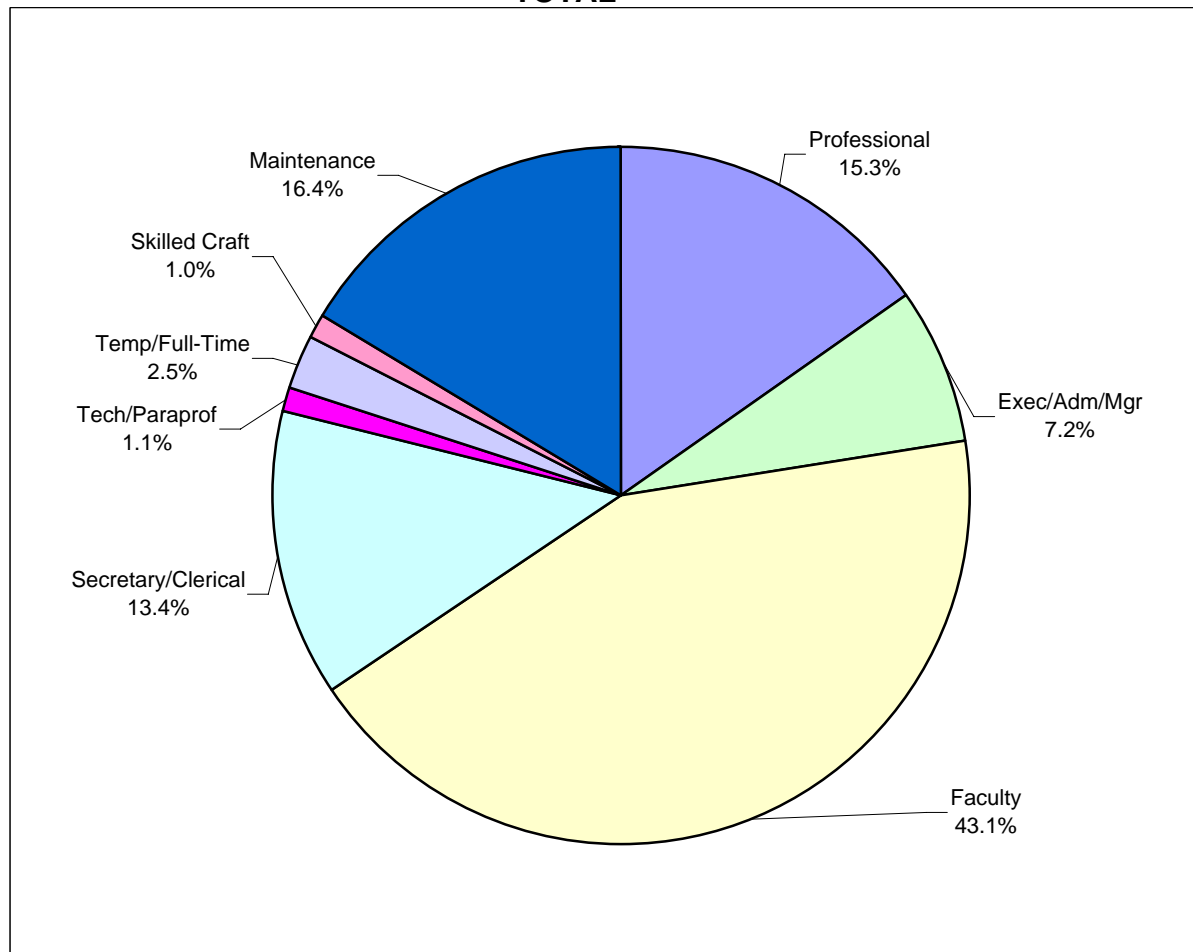


<u>JOB CATEGORY</u>	<u>MALE</u>		<u>FEMALE</u>		<u>TOTAL</u>	
	<u>NUMBER</u>	<u>PERCENT</u>	<u>NUMBER</u>	<u>PERCENT</u>	<u>NUMBER</u>	<u>PERCENT</u>
Professional	40	52.6%	36	47.4%	76	13.4%
Faculty	163	51.6%	153	48.4%	316	55.6%
Secretary/Clerical	3	5.0%	57	95.0%	60	10.5%
Tech/Paraprof	1	20.0%	4	80.0%	5	1.0%
Skilled Craft	0	0.0%	0	0.0%	0	0.0%
Service/Maintenance	38	34.2%	73	65.8%	111	19.5%
TOTAL	245	43.1%	323	56.9%	568	100.0%

Source: Office of Human Resource Development

**UNIVERSITY STAFF BY JOB CATEGORY AND SEX
FALL 2007**

TOTAL



JOB CATEGORY	MALE		FEMALE		TOTAL	
	NUMBER	PERCENT	NUMBER	PERCENT	NUMBER	PERCENT
Professional	145	48.2%	156	51.8%	301	15.3%
Exec/Adm/Mgr	78	54.9%	64	45.1%	142	7.2%
Faculty	506	59.7%	342	40.3%	848	43.1%
Secretary/Clerical	10	3.8%	253	96.2%	263	13.4%
Tech/Paraprof	7	33.3%	14	66.7%	21	1.1%
Skilled Craft	19	95.0%	1	5.0%	20	1.0%
Service/Maintenance	159	49.2%	164	50.8%	323	16.4%
Temporary Full-Time *	15	30.6%	34	69.4%	49	2.5%
TOTAL	939	47.7%	1,028	52.3%	1,967	100.0%

* Temporary Full-Time includes all employees in an "O" assignment that are not permanent positions

FACULTY/STAFF

WORK FORCE ANALYSIS SUMMARY FULL-TIME EMPLOYEES - December 2006

	<u>Female</u>	<u>Male</u>	<u>Total</u>
American Indian/Native Alaskan	5	7	12
Asian or Pacific Islander	13	22	35
Black	14	24	38
Hispanic	5	5	10
White	991	894	1,885
Unknown	5	7	12
Total	1033	959	1,992

The following definitions are used in determining racial/ethnic designations:

American Indian or Alaskan Native:

A person having origins in any of the original peoples of North America.

Asian or Pacific Islander:

A person having origins in any of the original peoples of the Far East, Southeast Asia, the Indian Subcontinent or the Pacific Islands.

Black (not of Hispanic Origin):

A person having origins in any of the black racial groups of Africa.

Foreign:

A person who is not a citizen of the United States.

Hispanic:

A person of Mexican, Puerto Rican, Central or South American or other Spanish culture or origin.

White (not of Hispanic origin):

A person having origins in any of the original peoples of Europe, North Africa or the Middle East.

* Includes Kendall

Source: Affirmative Action

DISTINGUISHED TEACHER AWARDS

The Ferris State University Academic Senate oversees the selection of the Distinguished Teacher Awards.

Teachers receiving this award have been nominated by their peers based on the following criteria:

Teaching excellence; participation in professional development activities; interest in students outside the classroom/laboratory; and exhibiting distinction as a member of the university community.

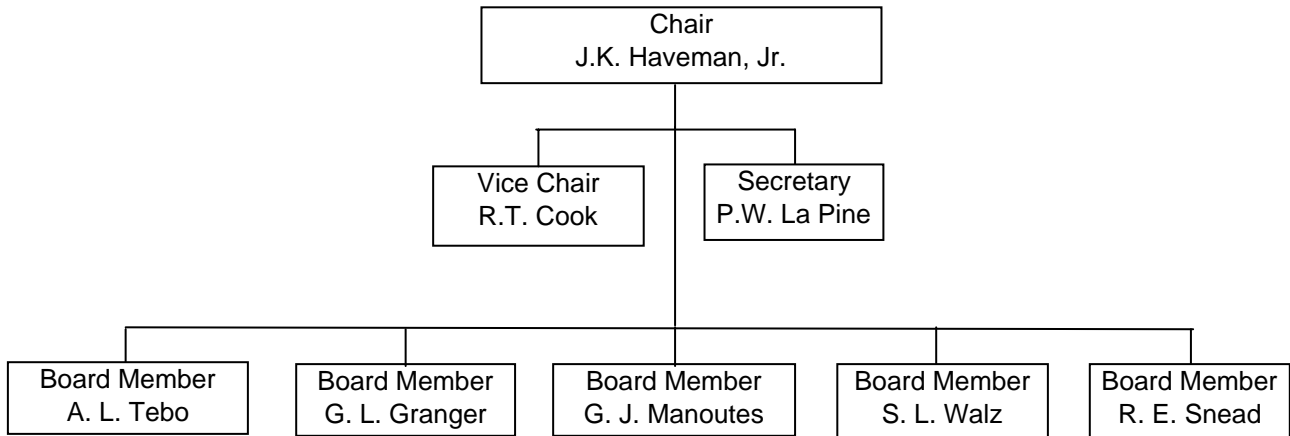
YEAR	RECIPIENT	COLLEGE	YEAR	RECIPIENT	COLLEGE
1965	Marguerite Jeserich	Arts & Sciences	1990	Christine Towner	Allied Health
1966	George Wells	Arts & Sciences	1991	Dr. Roxanne M. Cullen	Arts & Sciences
1967	Garnet Zimmerman	Technology	1991	Gary C. Horn	Arts & Sciences
1968	Karlis Kazerovskis	Pharmacy	1992	Bruce L. Beetley	Arts & Sciences
1969	Frank Karas	Arts & Sciences	1992	John H. Landis	Allied Health Sciences
1970	Robert K. Harry	Arts & Sciences	1993	Doug Fonner	Arts & Sciences
1971	Kenneth O. McManis	Arts & Sciences	1993	Terry Nerbonne	Education
1972	George N. Holcomb	Pharmacy	1994	Fred Lovgren	Business
1973	Richard Hunter	Allied Health	1994	Edward Stuart	Technology
1974	Roger F. Kennedy	Technology	1995	Maude Bigford	Arts & Sciences
1975	Everett J. Nienhouse	Arts & Sciences	1995	Judy Schottle	Allied Health Sciences
1976	Barbara Sengelaub	Allied Health	1996	Michael Keating	MI College of Opt. at F.S.U.
1977	Max T. Yeley	Technology	1996	Caroline Stern	Arts & Sciences
1978	Richard L. Shaw	Technology	1997	Dr. J. Randall Vance	MI College of Opt. at F.S.U.
1979	Joseph J. Mitala	Pharmacy	1998	Dr. Walt Hoeksema	Arts & Sciences
1980	Sidney P. Sytsma	Business	1998	Mitchell LeClaire	Technology
1981	Richard A. Santer	Arts & Sciences	1999	Maryanne Heidemann	Arts & Sciences
1982	Michael D. Ells	Allied Health	1999	James (Ted) Walker	Arts & Sciences
1982	Neill H. Nutter	Arts & Sciences	2000	Daniel E. Noren	Arts & Sciences
1983	Herbert L. Carson	Arts & Sciences	2000	Richard J. Pisacreta	Arts & Sciences
1984	Robert E. Friar	Arts & Sciences	2001	Abdollah Ferdowsi	Business
1984	Newell H. Johnson	Technology	2001	J. Randall Groves	Arts & Sciences
1985	Julia H. Bonkowski	Allied Health	2002	Sheila Squicciarini	Allied Health Sciences
1985	James P. Lehnert	Arts & Sciences	2003	David Aiken	Arts & Sciences
1986	Ada Lou Carson	Arts & Sciences	2003	David Hanna	Technology
1987	Michael C. Cooper	Business	2003	Phillip Middleton	Arts & Sciences
1987	Rose Ann Swartz	Business	2004	David Pilgrim	Arts & Sciences
1988	Robert C. Ferguson	Arts & Sciences	2005	Robert McCullough	Arts & Sciences
1988	Garth S. McHattie	Education	2005	Fred Heck	Arts & Sciences
1989	Mark A. Curtis	Technology	2006	Dr. Pasuale DiRaddo	Arts & Sciences
1989	James D. Maas	Business	2007	Dr. Mary Murnik	Arts & Sciences
1990	Dr. Marilyn Keigley	Business			

Source: Academic Senate

Organizational Charts

FERRIS STATE UNIVERSITY

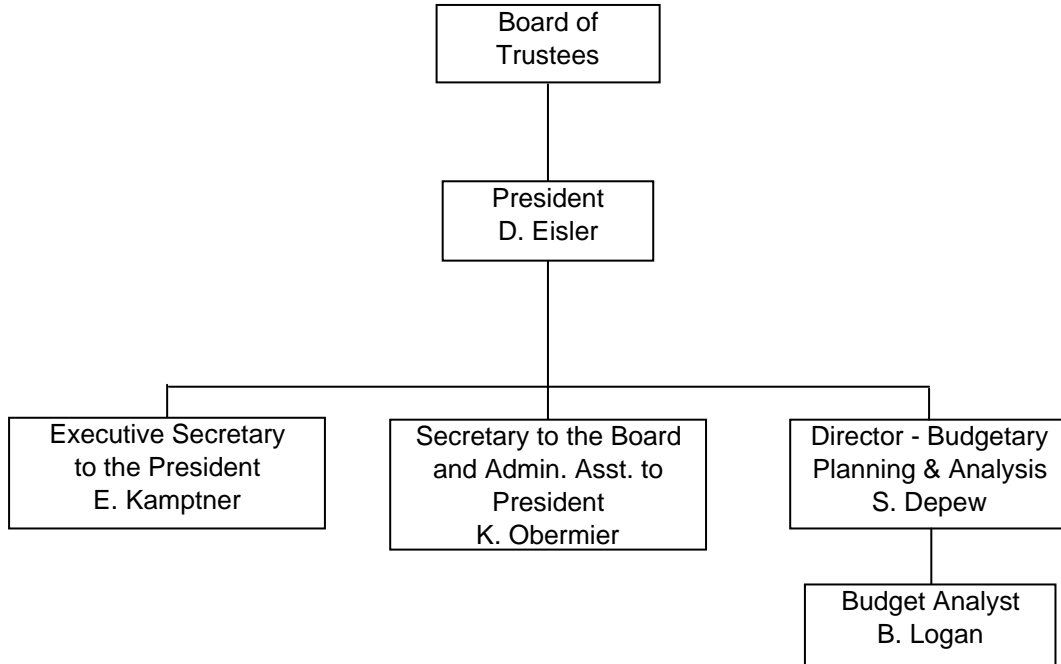
BOARD OF TRUSTEES



ORGANIZATIONAL CHARTS

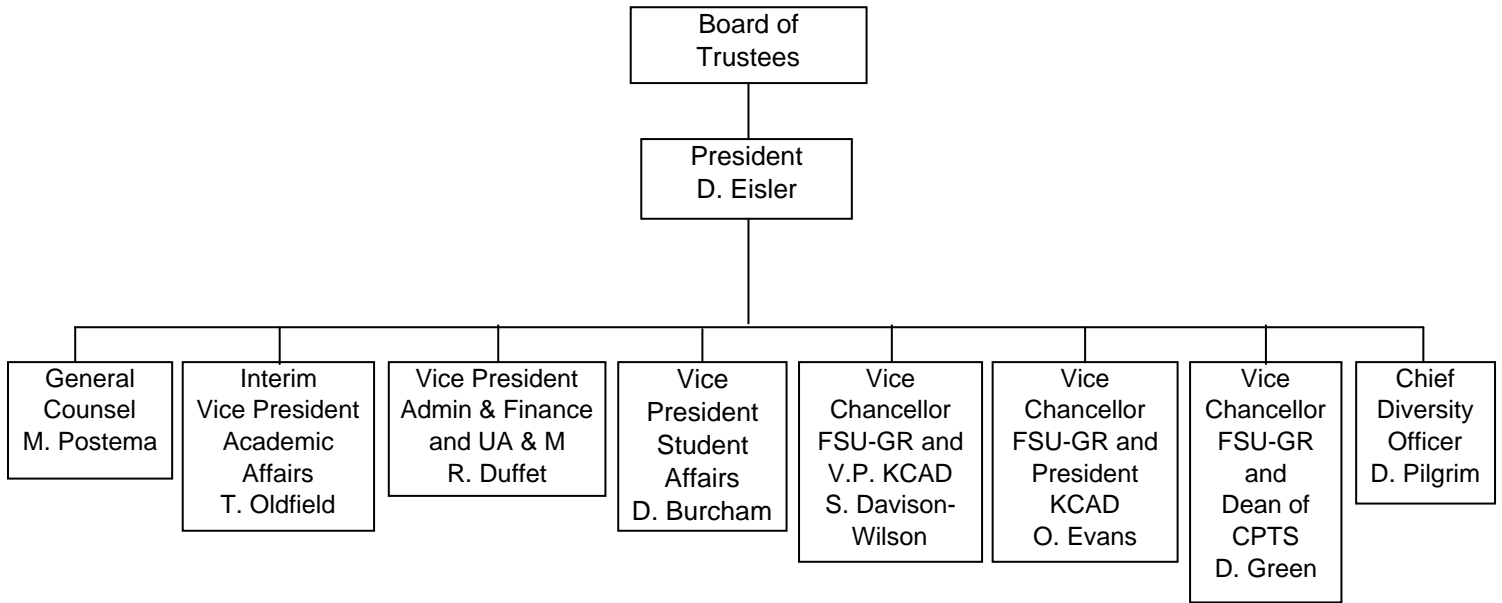
FERRIS STATE UNIVERSITY

EXECUTIVE DIVISION



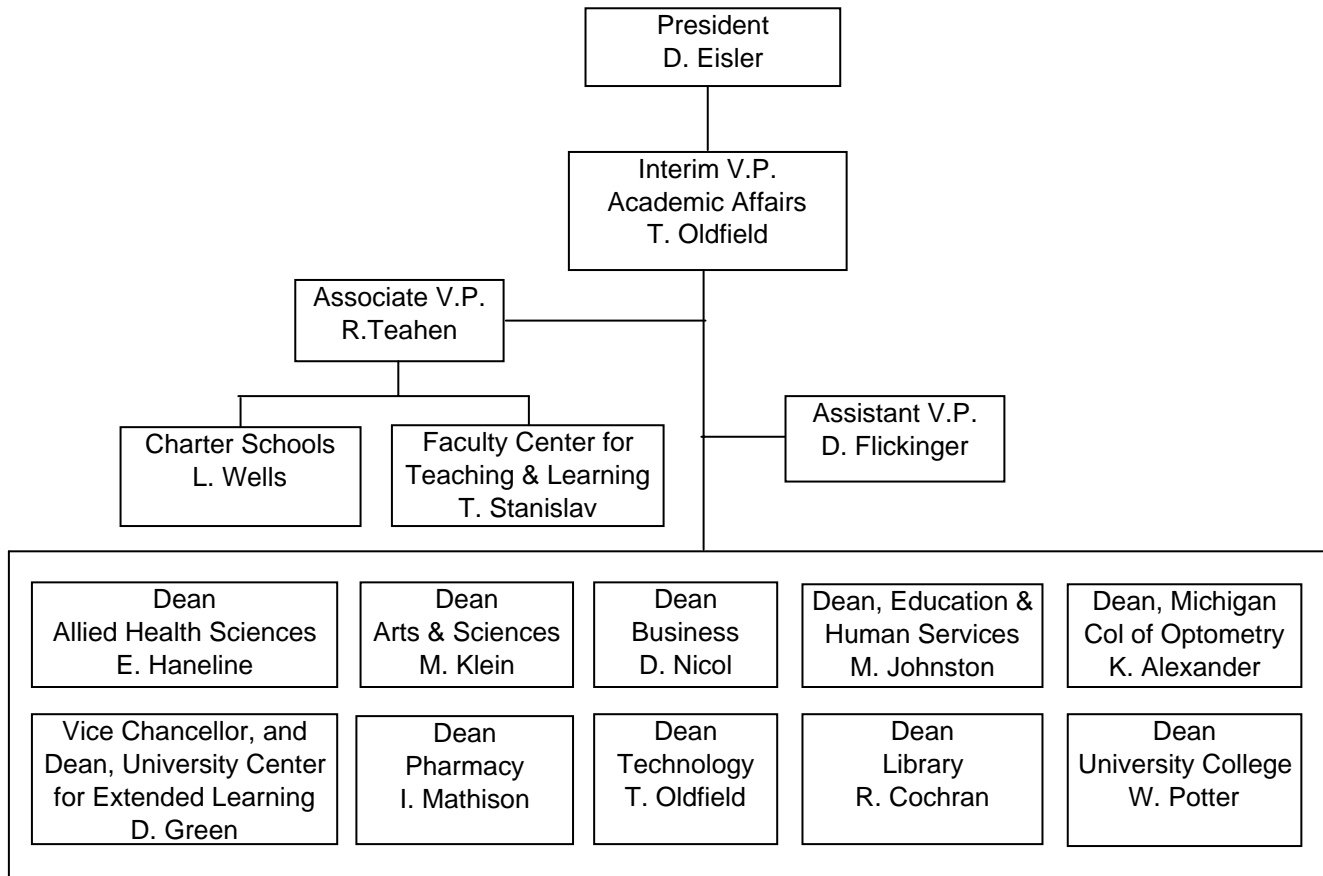
FERRIS STATE UNIVERSITY

PRESIDENT'S COUNCIL

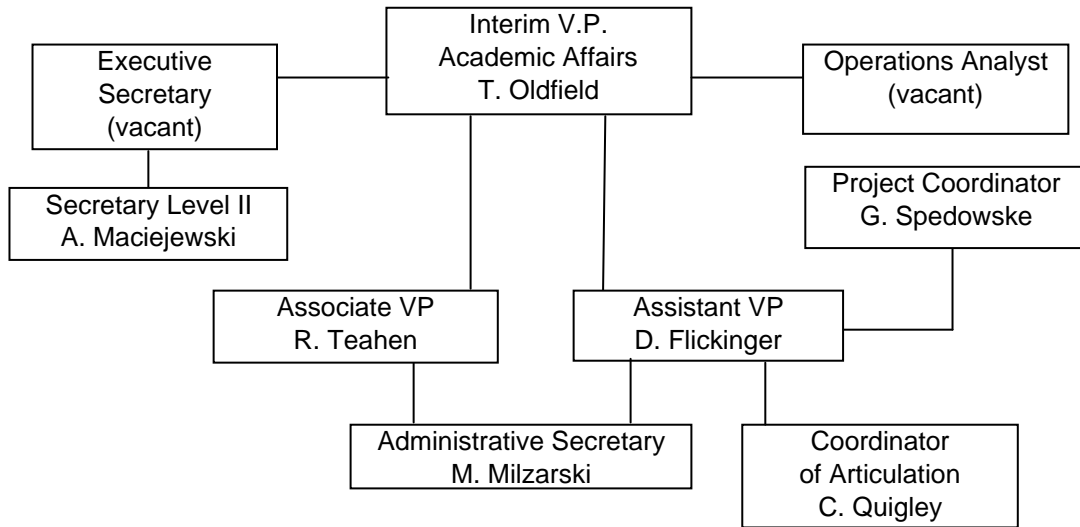


ORGANIZATIONAL CHARTS

FERRIS STATE UNIVERSITY
ACADEMIC AFFAIRS DIVISION



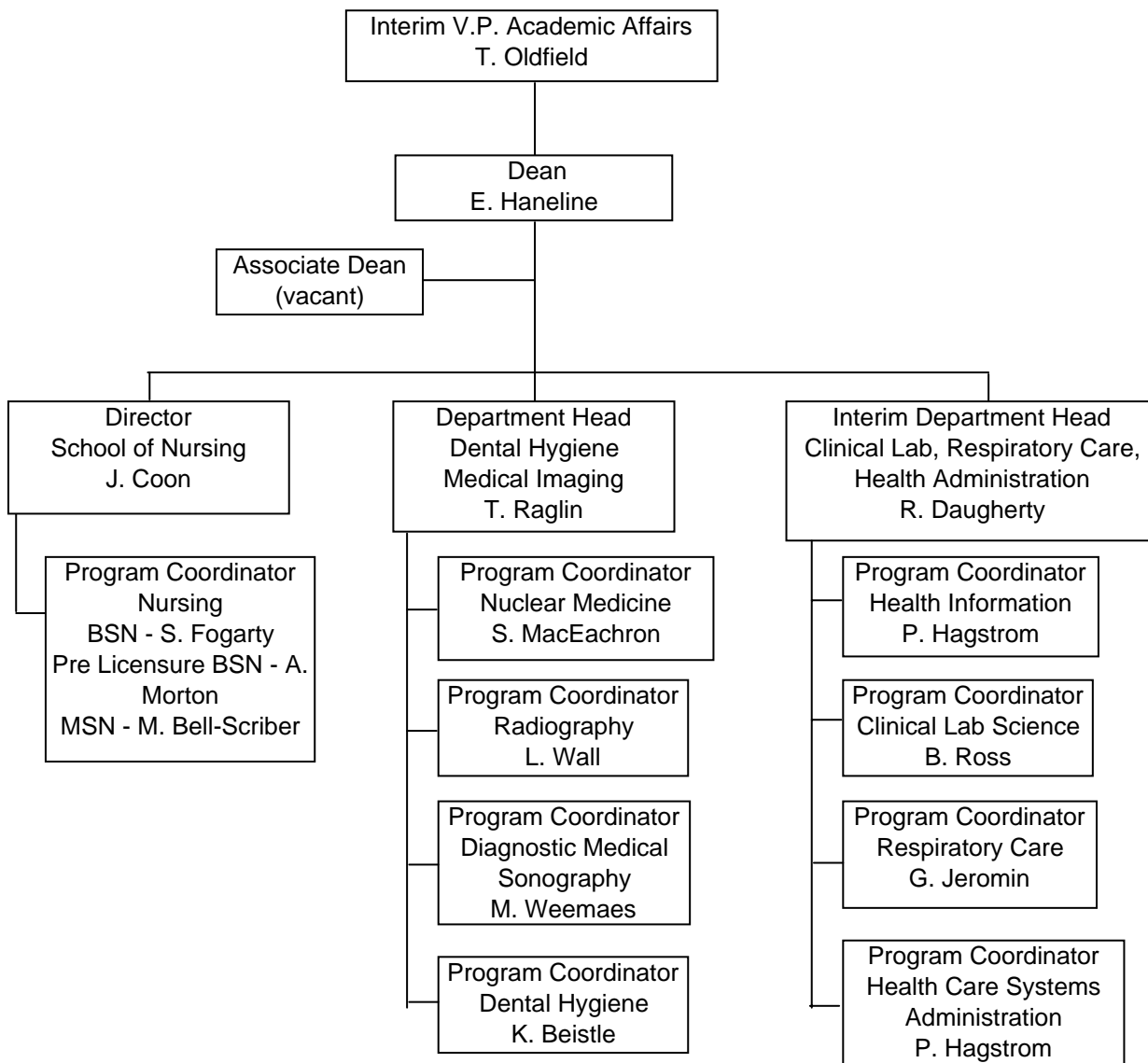
**FERRIS STATE UNIVERSITY
OFFICE OF ACADEMIC AFFAIRS**



ORGANIZATIONAL CHARTS

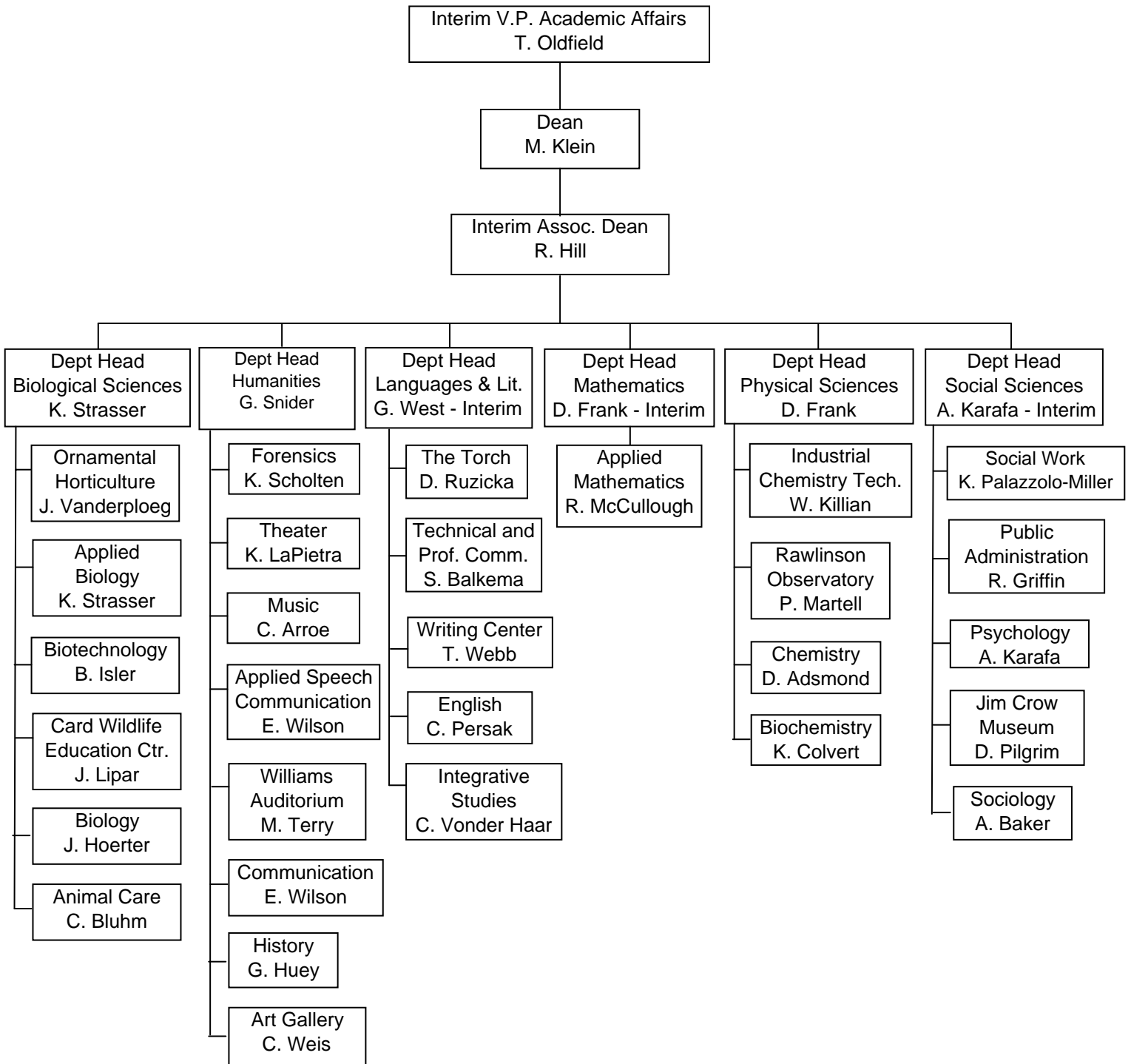
FERRIS STATE UNIVERSITY ACADEMIC AFFAIRS DIVISION

COLLEGE OF ALLIED HEALTH SCIENCES



FERRIS STATE UNIVERSITY
ACADEMIC AFFAIRS DIVISION

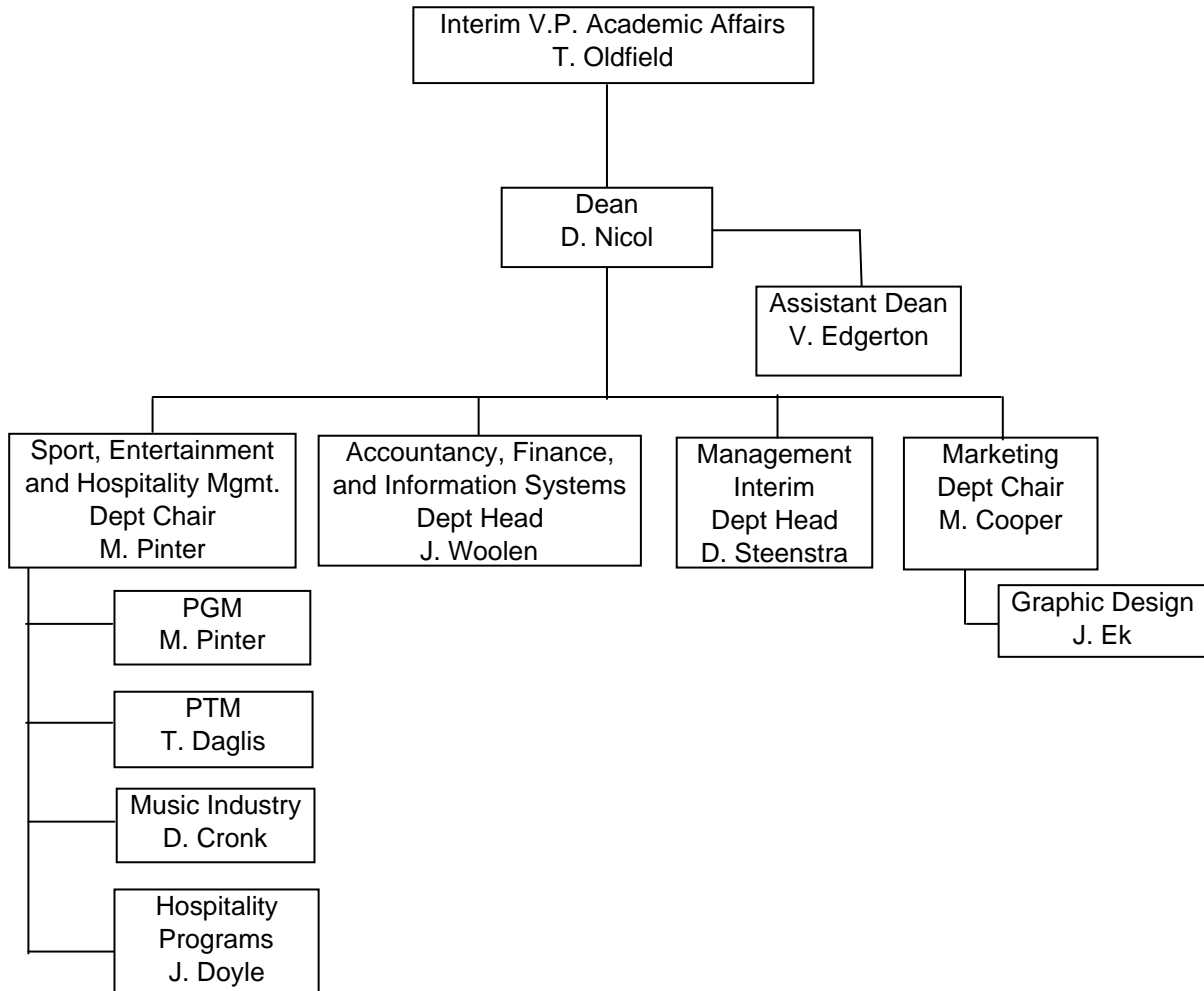
COLLEGE OF ARTS & SCIENCES



ORGANIZATIONAL CHARTS

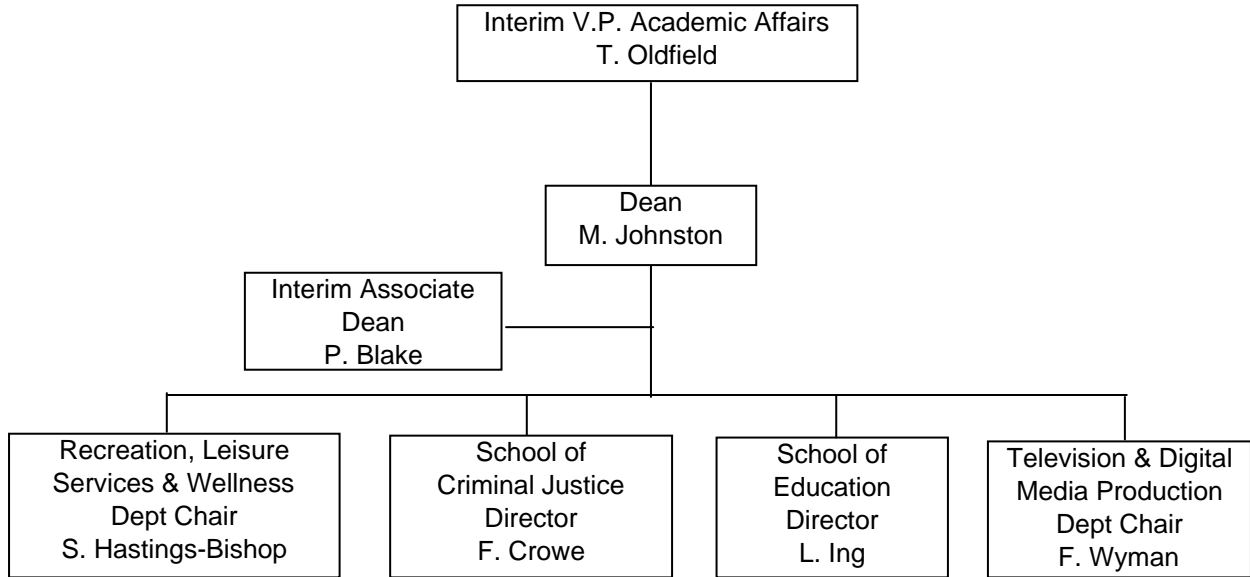
FERRIS STATE UNIVERSITY ACADEMIC AFFAIRS DIVISION

COLLEGE OF BUSINESS



**FERRIS STATE UNIVERSITY
ACADEMIC AFFAIRS DIVISION**

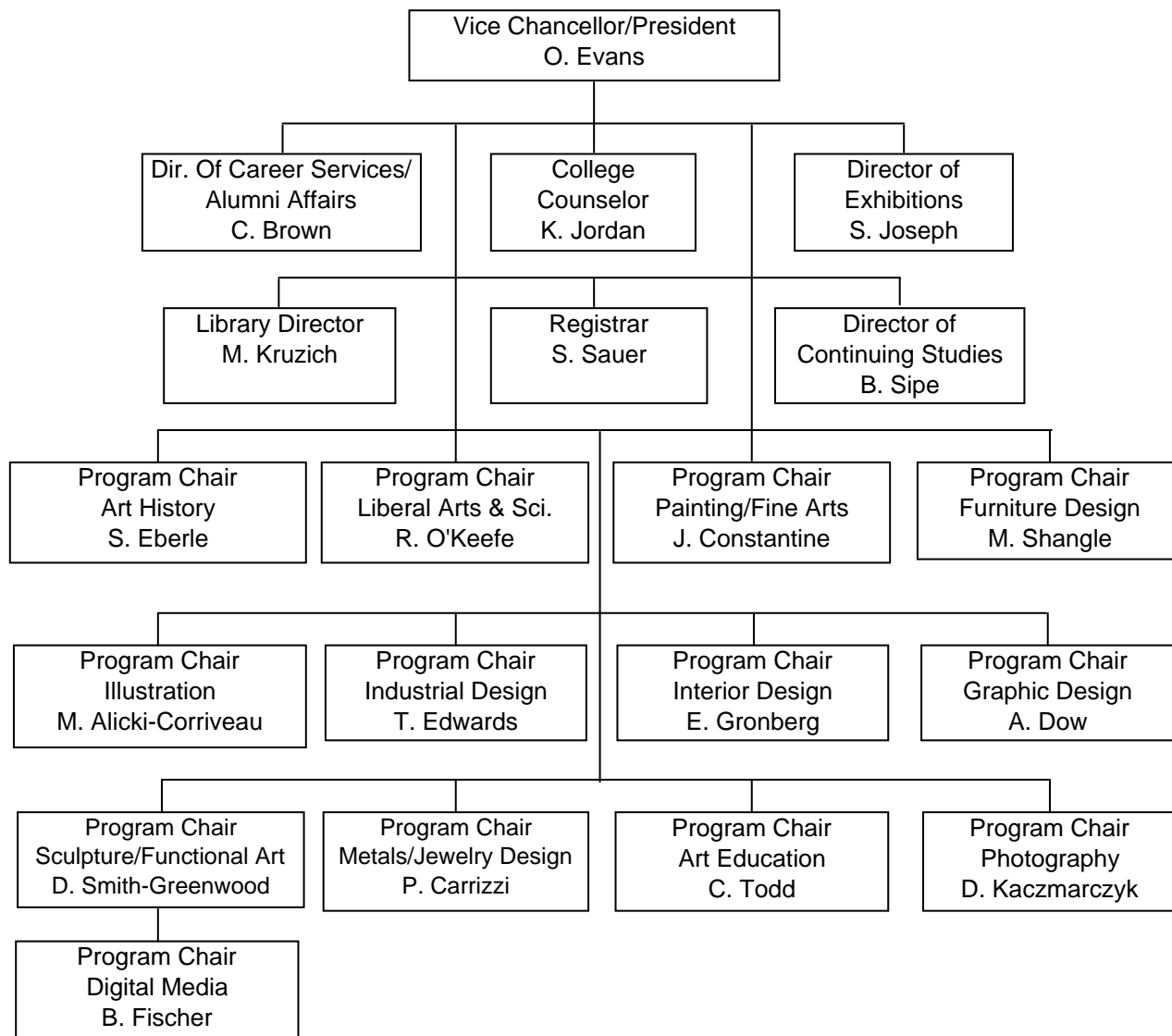
COLLEGE OF EDUCATION & HUMAN SERVICES



ORGANIZATIONAL CHARTS

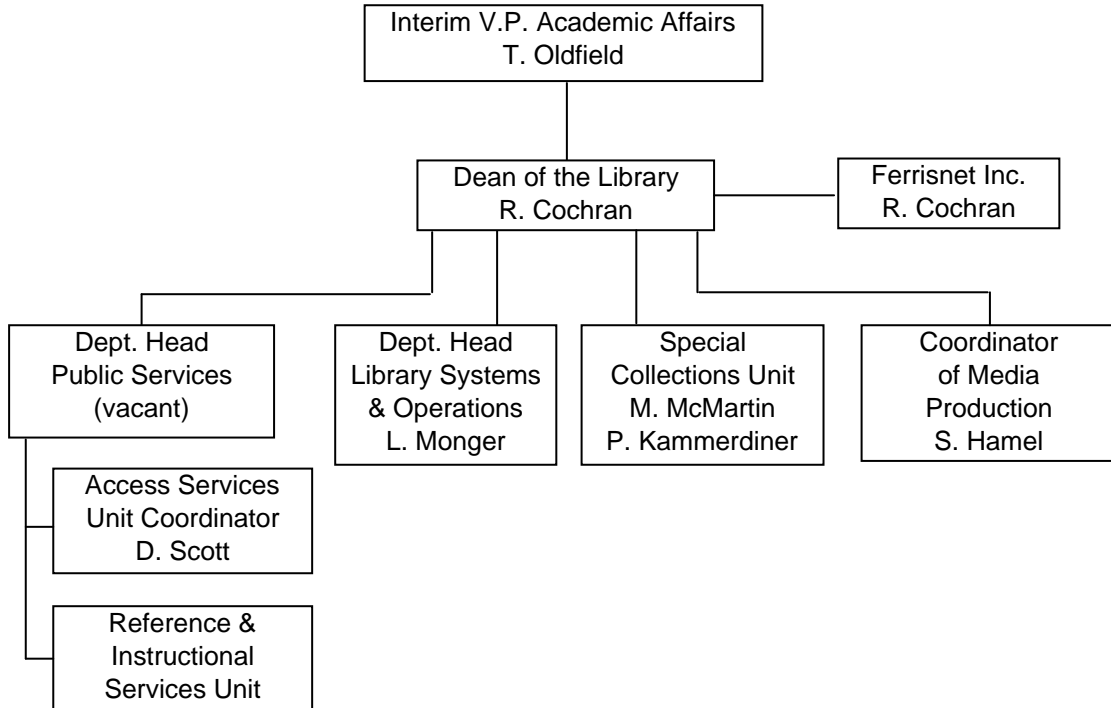
FERRIS STATE UNIVERSITY

KENDALL COLLEGE OF ART AND DESIGN OF FERRIS STATE UNIVERSITY



**FERRIS STATE UNIVERSITY
ACADEMIC AFFAIRS DIVISION**

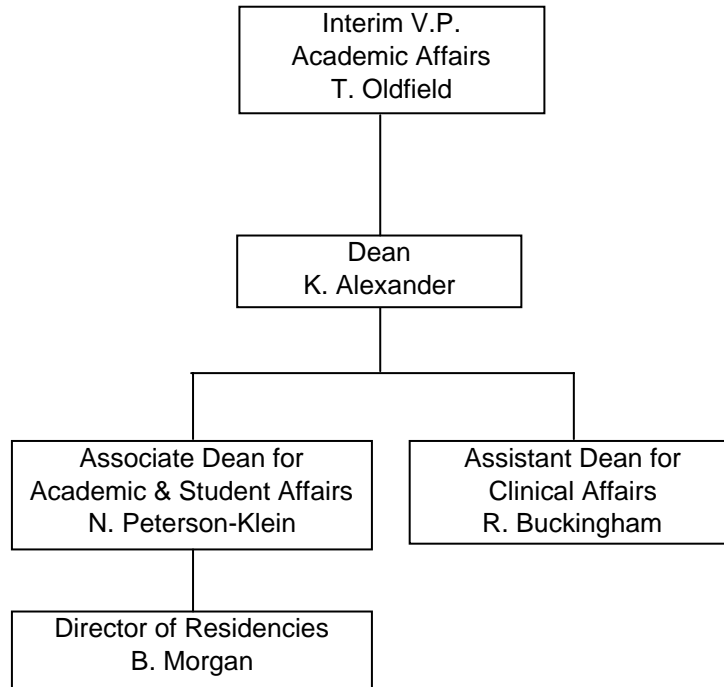
LIBRARY



ORGANIZATIONAL CHARTS

FERRIS STATE UNIVERSITY ACADEMIC AFFAIRS DIVISION

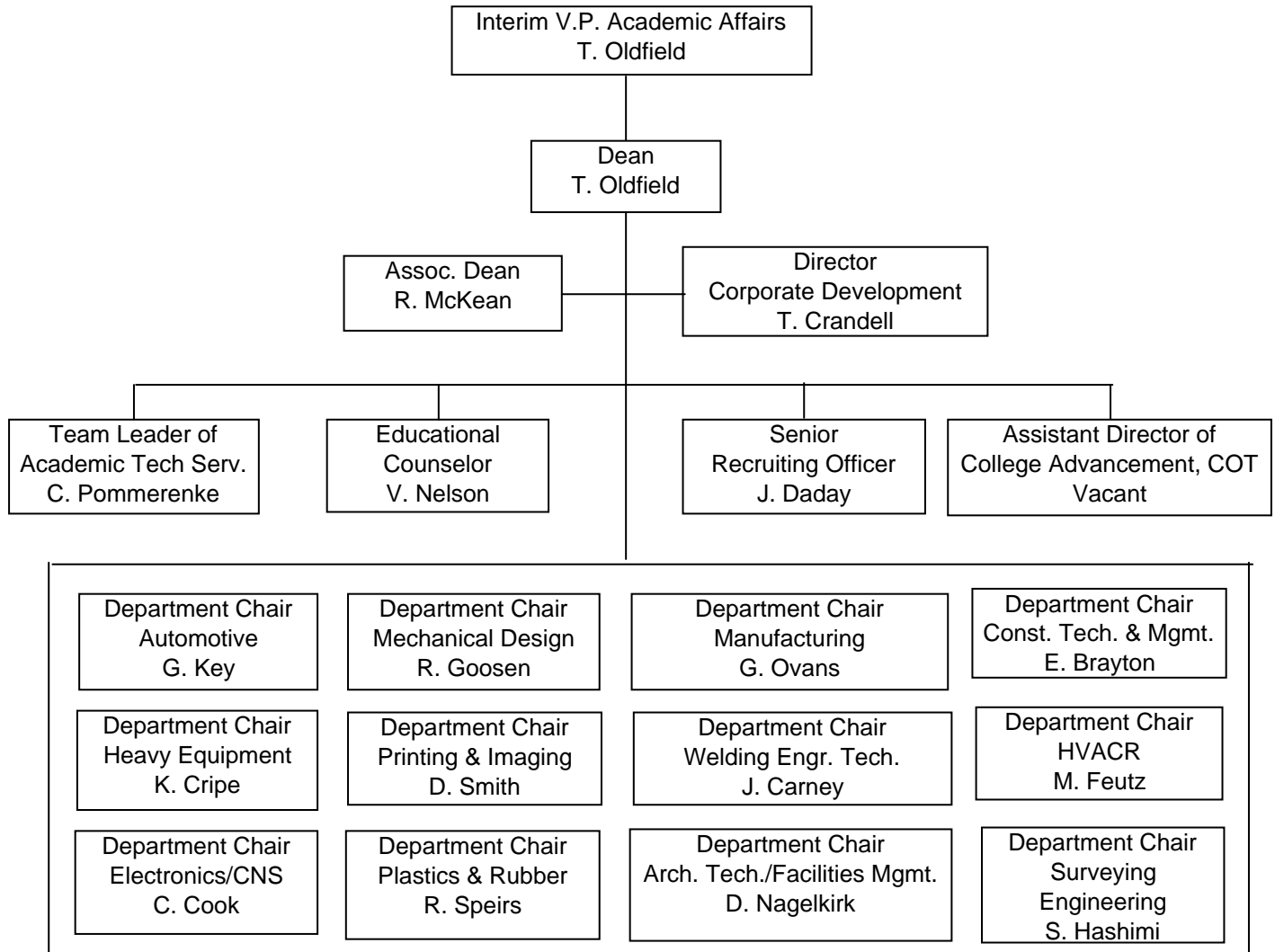
MICHIGAN COLLEGE OF OPTOMETRY AT FSU



ORGANIZATIONAL CHARTS

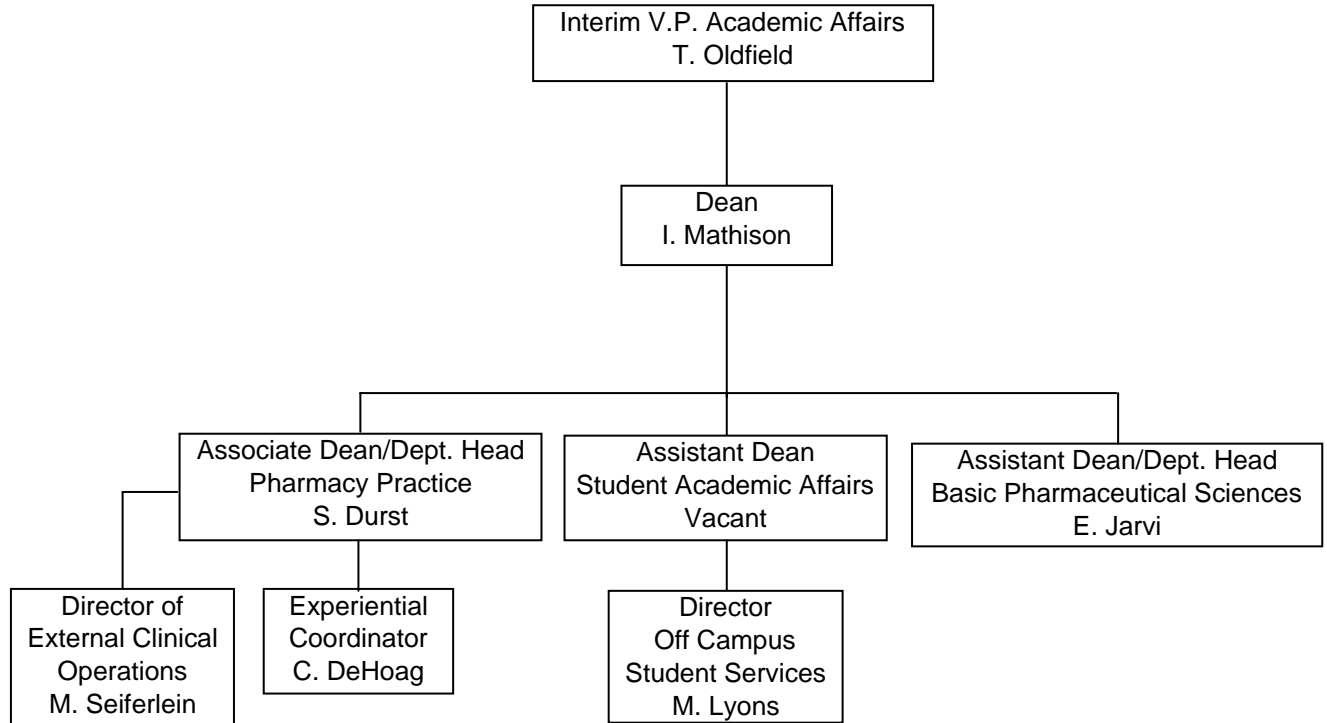
FERRIS STATE UNIVERSITY ACADEMIC AFFAIRS DIVISION

COLLEGE OF TECHNOLOGY



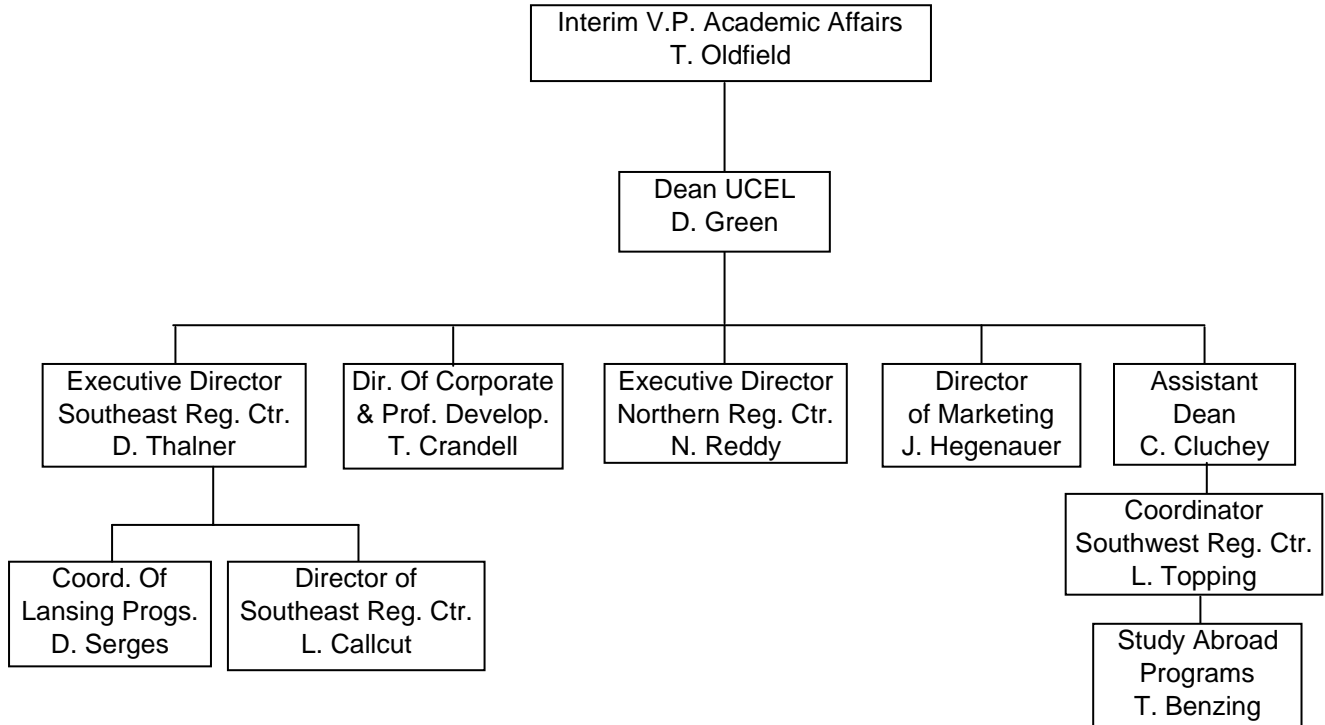
**FERRIS STATE UNIVERSITY
ACADEMIC AFFAIRS DIVISION**

COLLEGE OF PHARMACY



**FERRIS STATE UNIVERSITY
ACADEMIC AFFAIRS DIVISION**

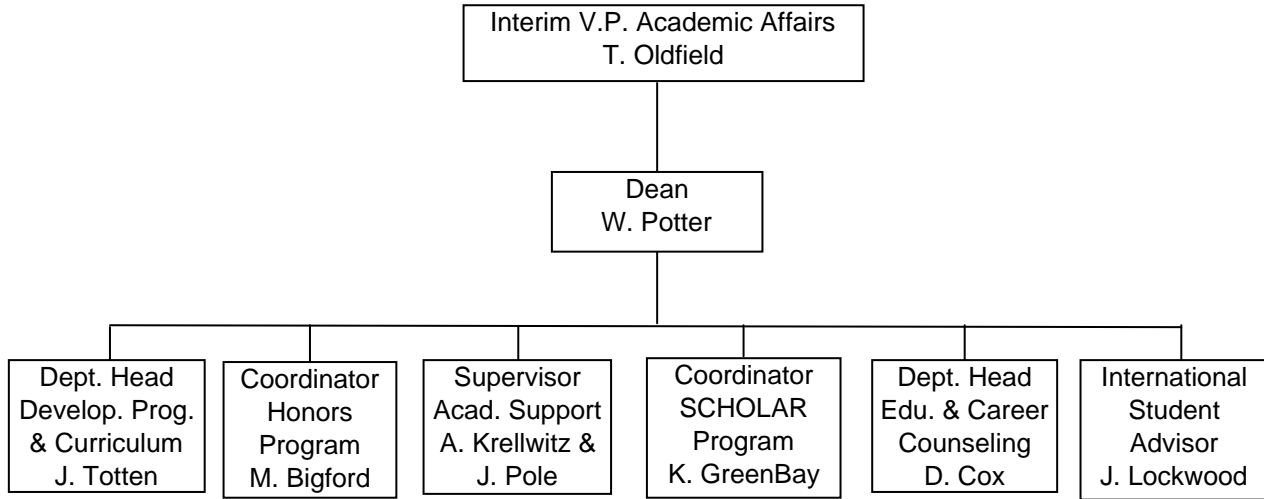
UNIVERSITY CENTER FOR EXTENDED LEARNING



ORGANIZATIONAL CHARTS

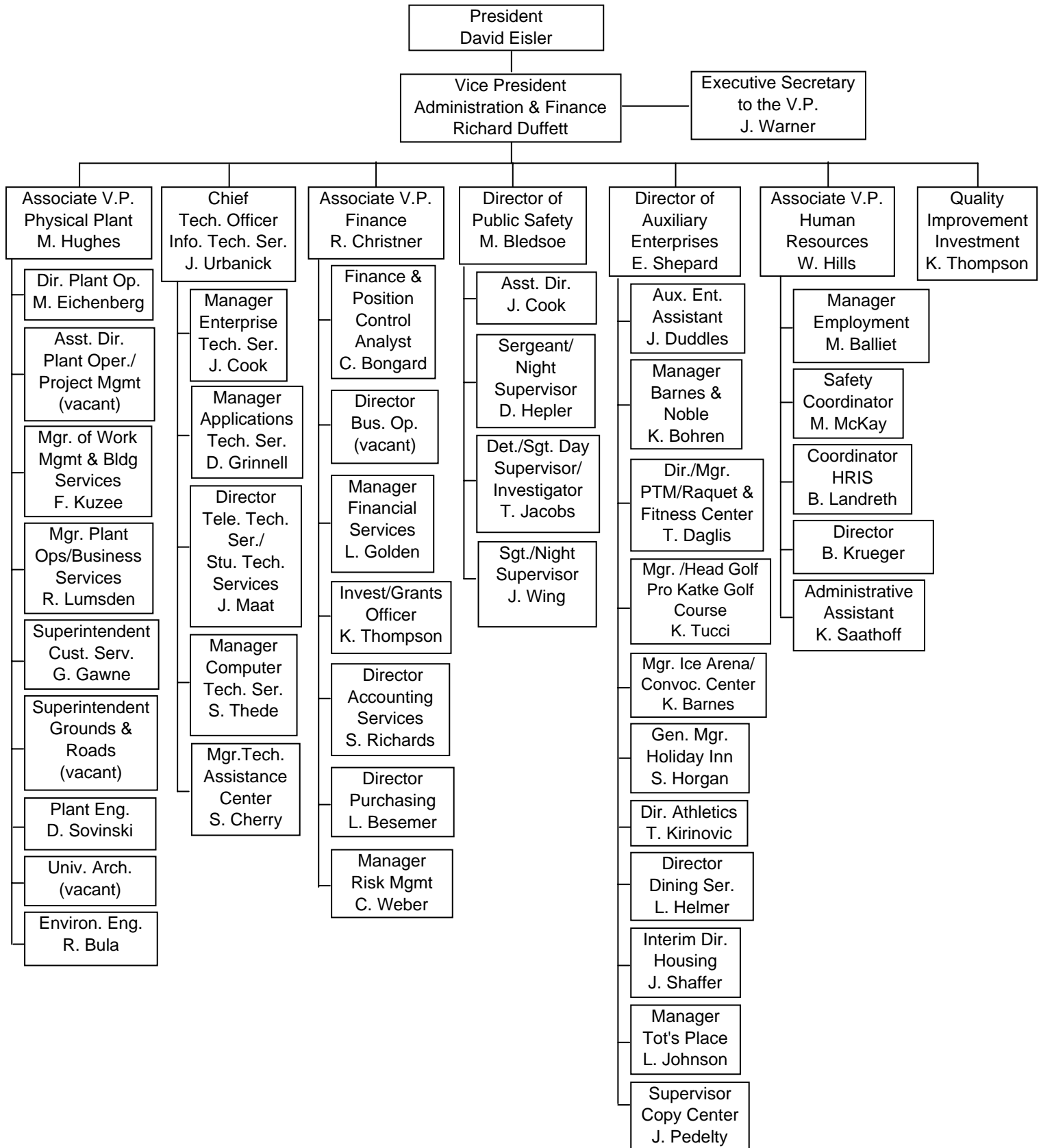
FERRIS STATE UNIVERSITY ACADEMIC AFFAIRS DIVISION

UNIVERSITY COLLEGE



ORGANIZATIONAL CHARTS

FERRIS STATE UNIVERSITY ADMINISTRATION & FINANCE DIVISION

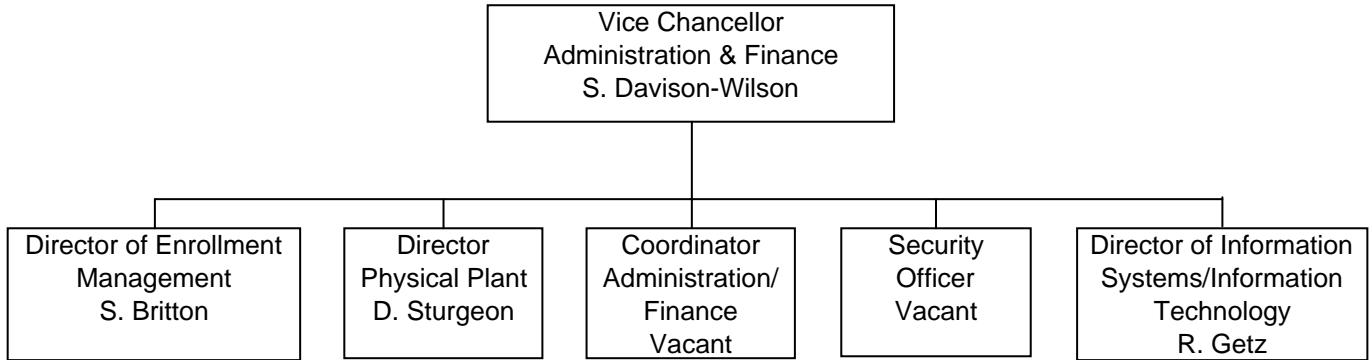


ORGANIZATIONAL CHARTS

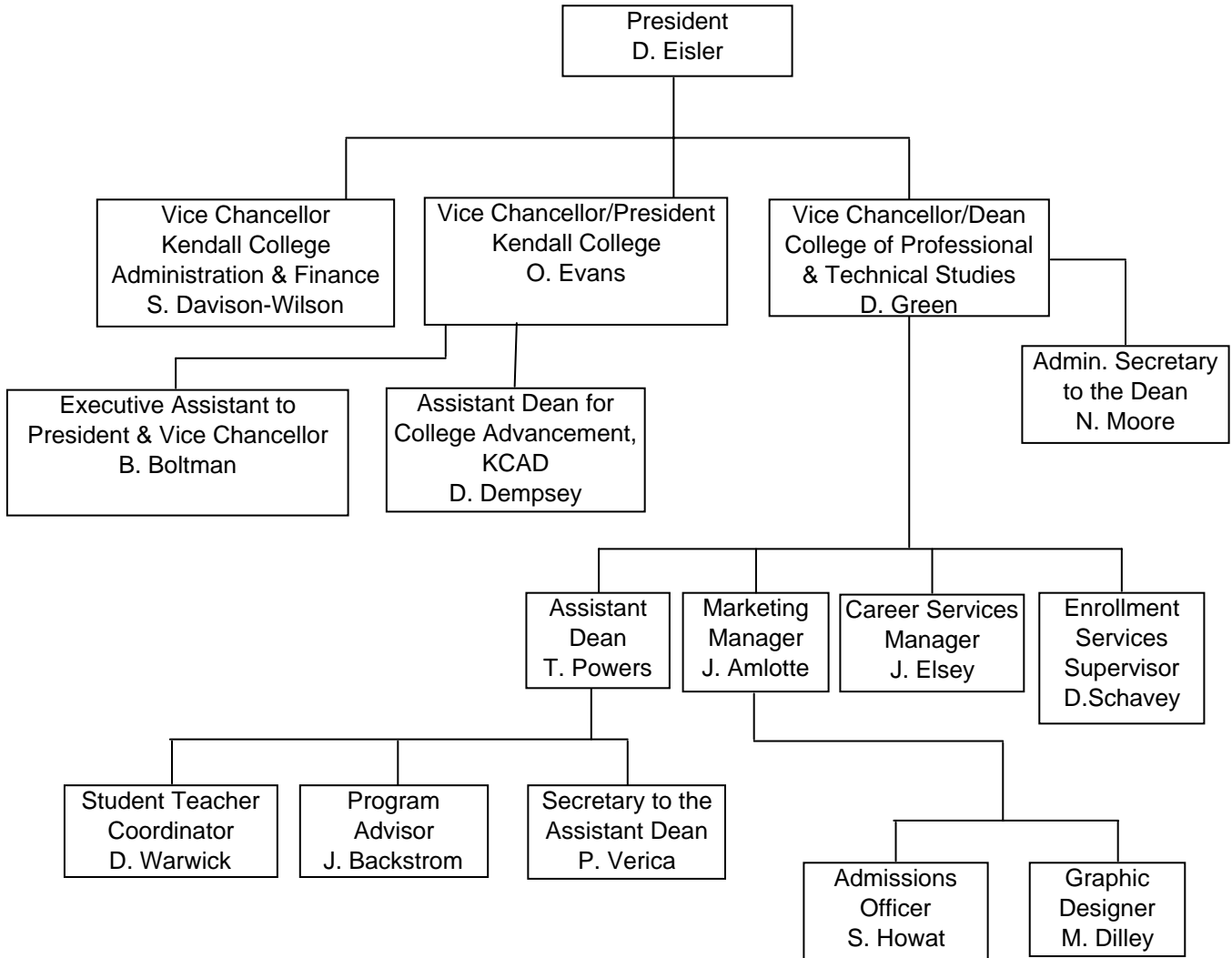
FERRIS STATE UNIVERSITY

KENDALL COLLEGE OF ART AND DESIGN OF FERRIS STATE UNIVERSITY

ADMINISTRATION & FINANCE



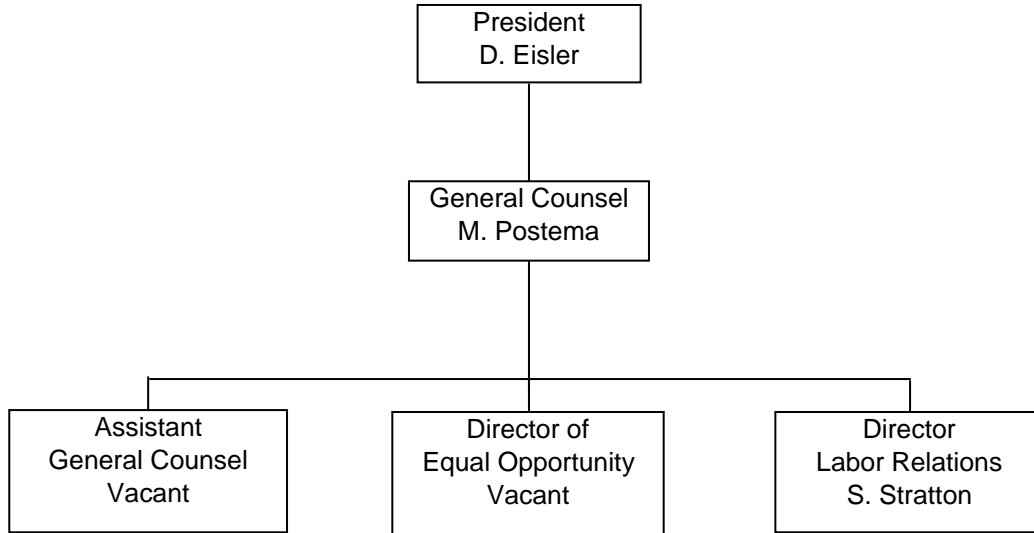
**FERRIS STATE UNIVERSITY
GRAND RAPIDS**



ORGANIZATIONAL CHARTS

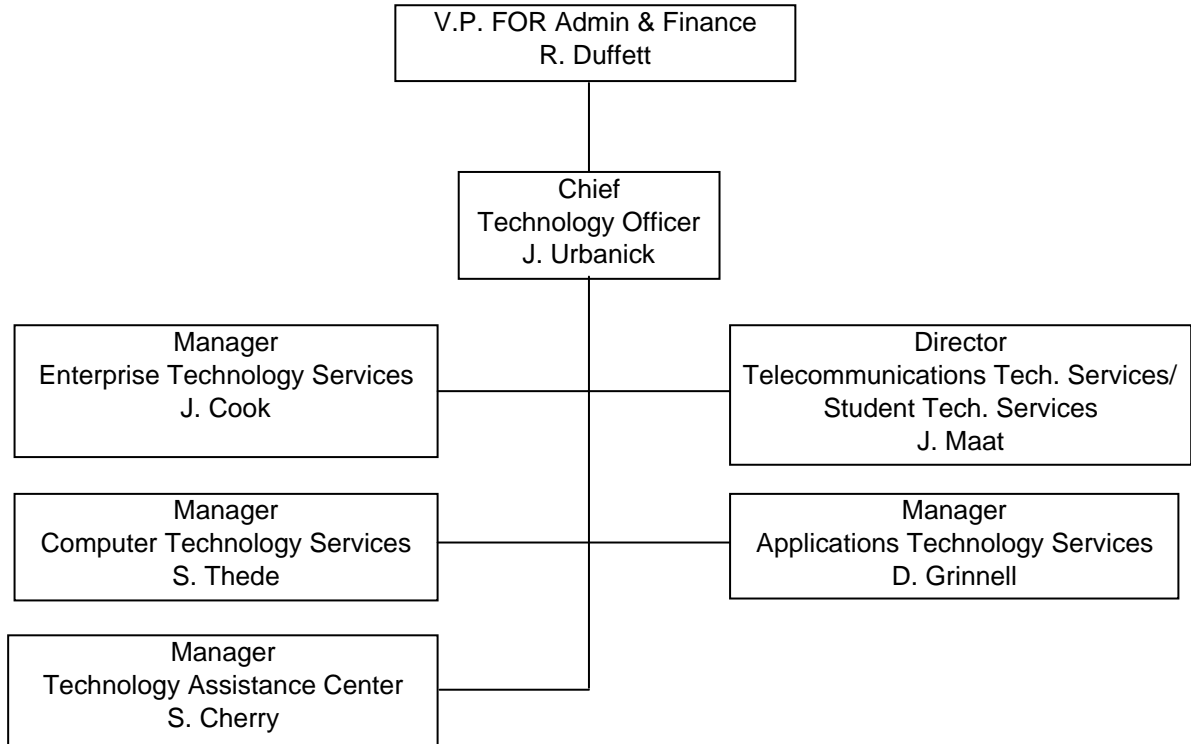
FERRIS STATE UNIVERSITY

GOVERNMENTAL RELATIONS & GENERAL COUNSEL DIVISION



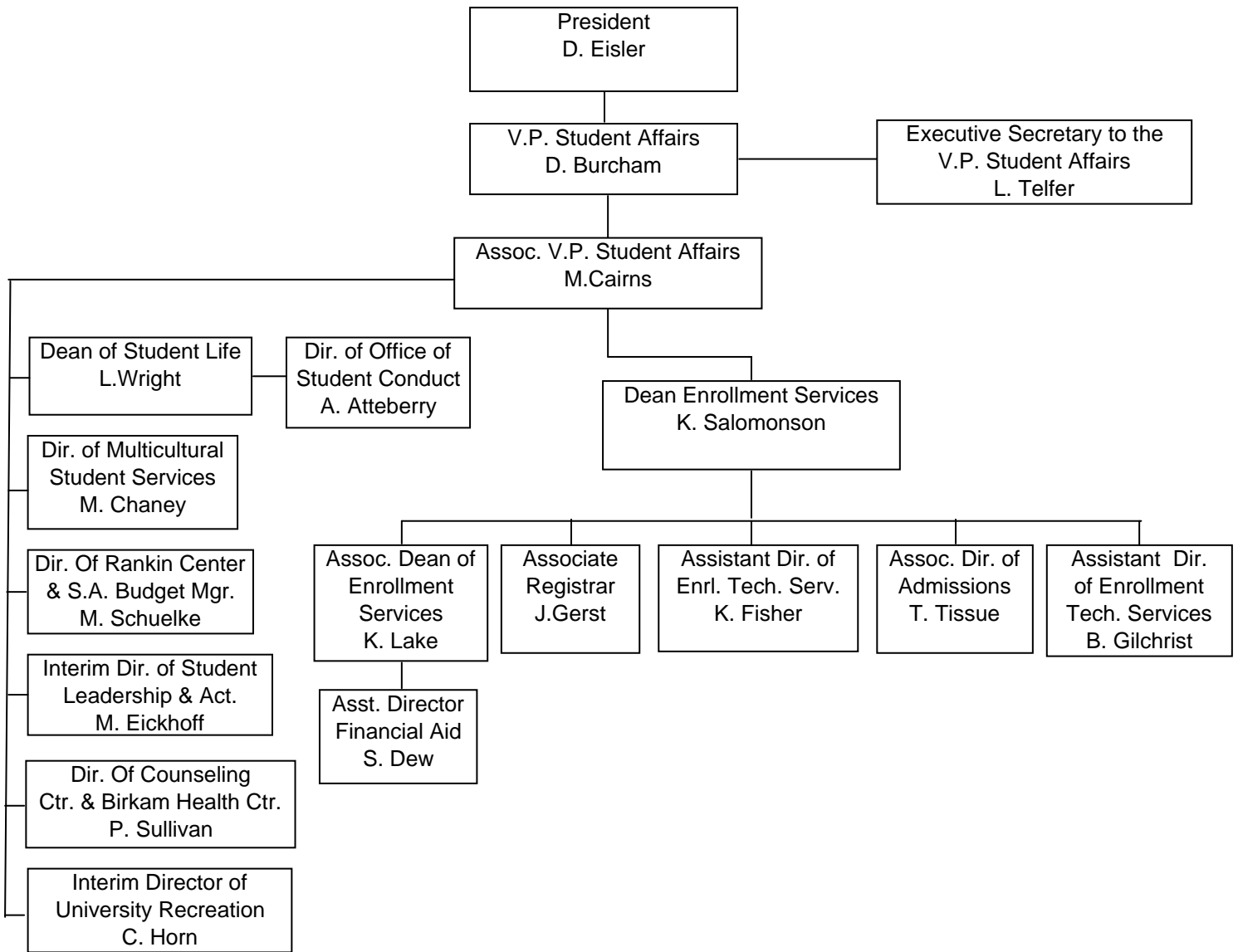
FERRIS STATE UNIVERSITY

INFORMATION TECHNOLOGY ADMINISTRATION



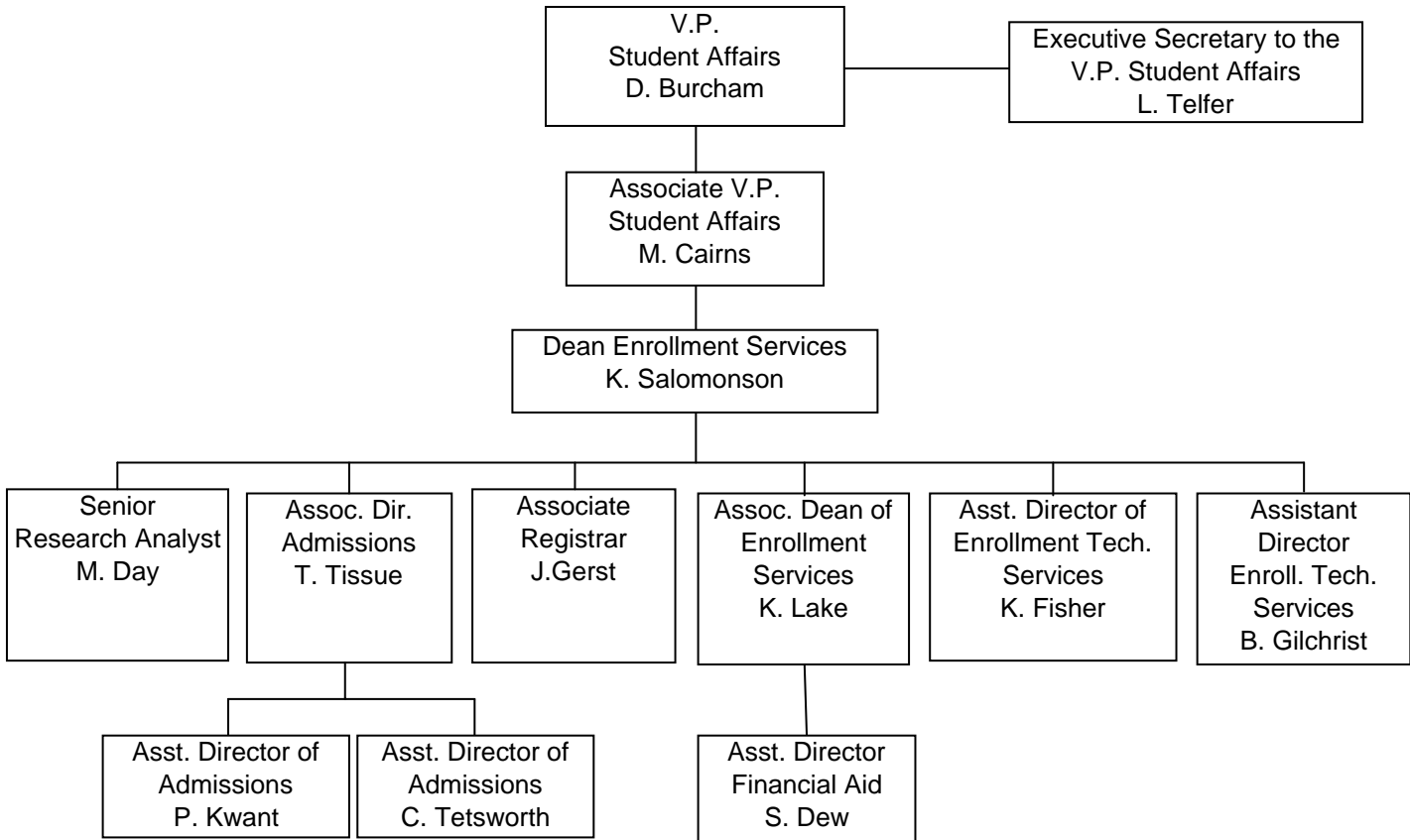
ORGANIZATIONAL CHARTS

FERRIS STATE UNIVERSITY STUDENT AFFAIRS DIVISION



FERRIS STATE UNIVERSITY
STUDENT AFFAIRS DIVISION

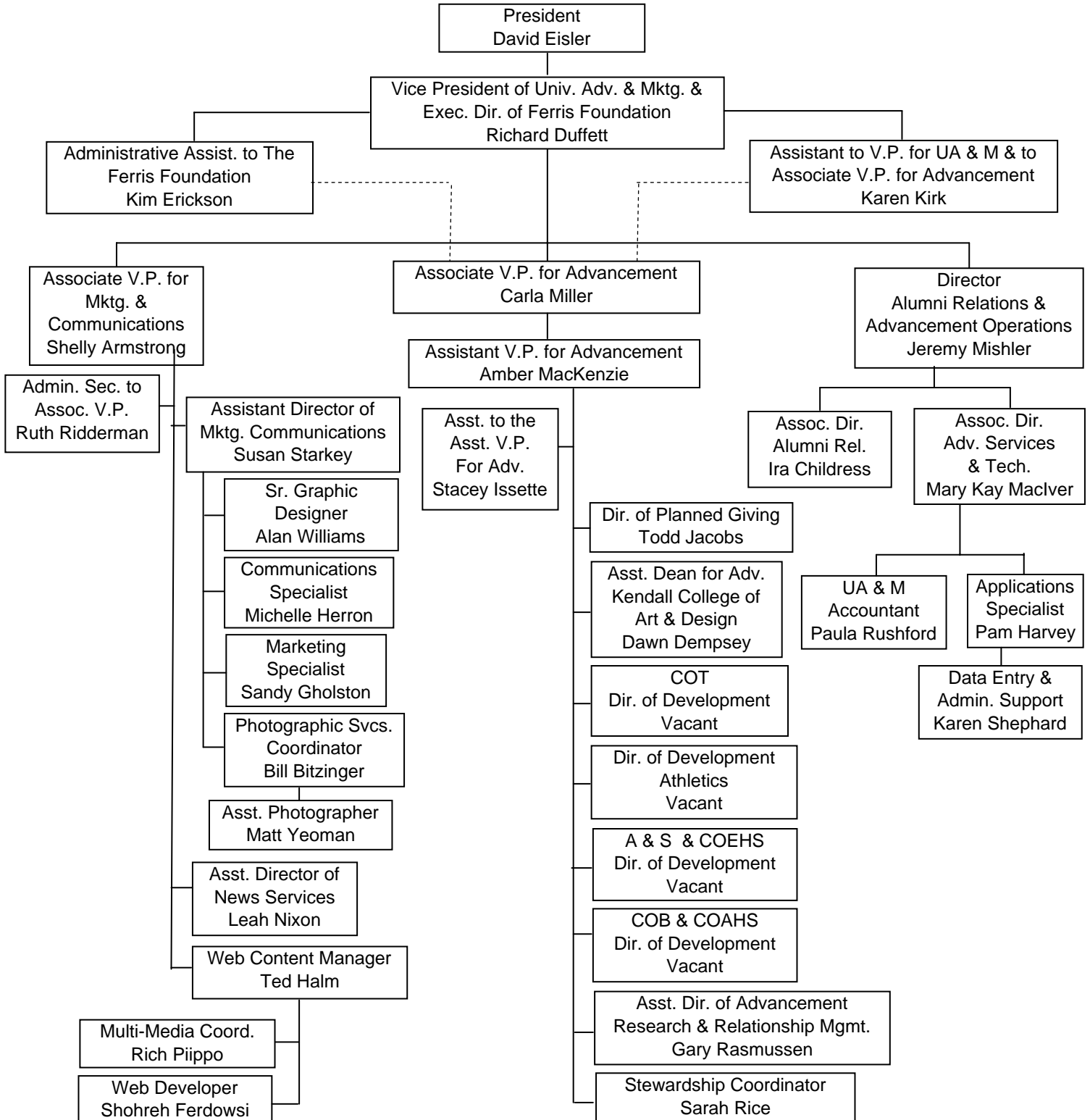
ENROLLMENT SERVICES



ORGANIZATIONAL CHARTS

FERRIS STATE UNIVERSITY

UNIVERSITY ADVANCEMENT & MARKETING



Alumni

ALUMNI BY STATE 2007

Alabama	178	Kentucky	297	Oregon	218
Alaska	151	Louisiana	68	Pennsylvania	492
Arizona	1,093	Maine	63	Rhode Island	26
Arkansas	122	Maryland	312	South Carolina	427
Armed Forces California	10	Massachusetts	220	South Dakota	53
Armed Forces Florida	2	Michigan	76,404	Tennessee	558
Armed Forces New York	32	Minnesota	553	Texas	1,405
California	1,688	Mississippi	69	Utah	91
Colorado	852	Missouri	328	Vermont	42
Connecticut	164	Montana	88	Virginia	595
Delaware	48	Nebraska	71	Washington	421
District of Columbia	40	Nevada	314	West Virginia	63
Florida	2,904	New Hampshire	84	Wisconsin	1,140
Georgia	890	New Jersey	249	Wyoming	67
Hawaii	75	New Mexico	139		
Idaho	89	New York	501		
Illinois	2,188	North Carolina	965		
Indiana	1,610	North Dakota	26		
Iowa	185	Ohio	1,577		
Kansas	138	Oklahoma	139		
Canada	348				
Other Countries	616				

Note: Does not include Summer 2007 Graduates.

Source: University Advancement & Marketing

ALUMNI

ALUMNI BY COLLEGE 2007

	<u>Active Alumni</u>	<u>Total Alumni</u>
Allied Health Sciences	13,921	14,164
Arts & Sciences	13,187	17,060
Business	33,914	38,330
Education & Human Services	11,452	12,028
Michigan College of Optometry at FSU	1,739	1,774
Pharmacy	6,136	8,301
Technology	24,709	25,726
Kendall College of Art & Design	4,321	4,375
Total	109,379	121,758

Total Donations - Fiscal Year 2007

\$8,391,219 *

Numbers may be duplicated if a degree was earned from more than one college.

Active includes everyone except deceased alumni.

***This includes an extraordinary inkind gift of \$4,178,718**

Source: University Advancement & Marketing

PLACEMENT RATES

<u>Categories</u>	<u>2001-02</u>	<u>2002-03</u>	<u>2003-04</u>	<u>2004-05</u>	<u>2005-06</u>
Placement rate includes graduates who are continuing their education or are employed.	96%	97%	98%	98%	98%
Individuals in job market who found jobs.	94%	95%	94%	94%	94%
Graduates in job market employed in their field.	90%	91%	90%	88%	87%
Response rate of grads completing follow-up survey.	59.3%	49.0%	48.0%	47.0%	49.0%

Associate Degree students continuing their education	61%	62%	65%	66%	66%
--	-----	-----	-----	-----	-----

In 2005-06 60% continued at Ferris State University
 In 2004-05 59% continued at Ferris State University
 In 2003-04 58% continued at Ferris State University
 In 2002-03 58% continued at Ferris State University
 In 2001-02 57% continued at Ferris State University
 In 2000-01 57% continued at Ferris State University

Respondents who are working and continuing their education concurrently are reported in both of these categories. The placement rate includes individuals only once and does not include not seeking.

Source: Office of Institutional Research & Testing

ALUMNI

RECIPIENTS OF ALUMNI AWARDS

Since 1956, Commencement week activities have included the presentation by the Ferris State University Alumni Association of Distinguished Alumni Awards recognizing exceptional career success and noteworthy fidelity and devotion to the University. Recipients are:

1956 Frederick L. Caldena Ralph Pino Nate S. Shapero	1965 Leo F. Duggan C. Gordon Phillips George C. Quinnell	1976 S. John Byington Gerald L. DeHaan Clare G. Johnson H. James Renaud	1986 Richard L. Antonini Bertil G. Carlson Kenneth L. Cook Jack D. Lewis	1995 William Adrian Jack Bates John Bradac Lawrence Marfechuk Ronald Snead
1957 Walter R. Braund Jean DeBoer Edward M. Sharpe	1966 L. Dale Faunce Carlton H. Runcieman	1977 James R. Hess Florence I. Holden Robert J. Norsworthy	1987 Maurice Q. Bectel Roger W. Anderson H. Kearney Walters	1996 David V. Dellar
1958 C. V. Burnett John H. Butts Ray M. Hardy Maurice C. LaClaire Charles W. Martin Fred B. Post W. C. Taggart Robert H. Wisner	1967 Albert F. Cleveland Roy A. Darling James C. Finney, Sr. Willard J. Nash	1978 Ruth Gibson Butler Leonard W. Gopp Robert C. Redman	1988 Marjorie L. Fleming George H. Ryan, Sr. Gordon E. Kamstra Charles E. Lippert	1997 John Wheeler
1959 Howard C. Grimes James T. Jones Willard J. Nash Arthur R. Sherk	1968 Norman E. Borgerson Ann W. Sawasky Reuben E. Trippensee	1979 Peggy A. Frazier Thomas P. Scholler Lee A. Westberg	1989 Albert J. Coudron Kenneth W. Kirk George J. Menoutes Jerry R. Tubbs	1998 Steve Harvey
1960 Manley M. Ellis Thomas F. Heatley Thaddeus B. Taylor	1969 Carroll Boutell Elmon Cataline	1980 E. Elaine Davies Kuno Hammerberg John F. Mangrum	1990 Philip E. Hoffman Dennis B. Lerner Roger G. Stoll Clinton L. Swinehart	1999 Jerry Woodcock
1961 C. V. Buttleman Merta L. Reed Gideon E. Smith	1970 Charles E. Fairman Ethel Taylor Pierce John Stahlin	1981 Alvin L. Burr ridge Floyd E. Curtis Avis J. Ericson	1991 Darrall Z. Howard Jane Reagan Jones Kenneth E. McCourt	2000 Daniel F. Niccolai
1962 Walter Armbruster Joseph C. Hirschfield Hattie Smith Lear Baribeau	1971 Stanley J. Byington Gerald McKessy Raymond Sines	1982 Howard L. Dell Jack M. Newcomb Rena D. Westra	1992 Paul E. Boyer Richard E. Hurst Carolyn C. Kilpatrick James Middaugh	2001 Robert S. Buckingham John D. Chinonis Robyn D. Myers Robert K. Scranton
1963 Clare F. Jarecki Charles S. Neithercut John W. Tenny	1972 Clarence Freeman Delbert Long Ramsay Wardrop	1983 Douglas W. Call Darnell E. Cole Margaret Ethel Denise Elton "Ott" Gingrich	1993 Eugene A. DeFouw Douglas P. Johnson Barbara L. Ottinger Louis M. Sesti	2002 John C. Bond Joseph J. Corcoran II James B. Meyer
1964 Bess Rose Fishman Lewie H. Hull J. Arthur Pino	1973 Bert C. Brennan Albert B. Doherty, III John W. Spicer Fred A. Westerman	1984 Richard C. Andresen Edmund D. Farhat Kenneth J. Hicks	1994 Joseph C. Barney, Jr. Vernita Burrows R. Thomas Cook Kenneth Hoexum Robert N. Tenney	2003 William J. Buckingham Suzette Compton

The Pacesetter Award recognizes alumni who have been in the job field up to 13 years with exceptional success. Recipients are:

1998 Debra Schults Jacquelyn Keehne-Miron	2001 Paul M. Eichenberg Thomas L. Miller	2004 Bradley A. Henion Kenneth W. Mance Mathew M. Vivona	2006 Michael Travis William Davis
1999 Brenda Bartz Lisa Dexter	2002 Mechele A. Churchfield Scott M. Mark	2005 Mark Guindon Michael Pung	2007 Barbara Horn Keith Guy Michael Moll Scott Seifferlein
2000 Frank (Luke) Wyckoff	2003 MaryLee Pakieser James P. Chenier		

Source: University Advancement and Marketing

Budget

**FERRIS STATE UNIVERSITY
FY 2007-08 GENERAL FUND OPERATING BUDGET**

(AMOUNTS IN THOUSANDS)

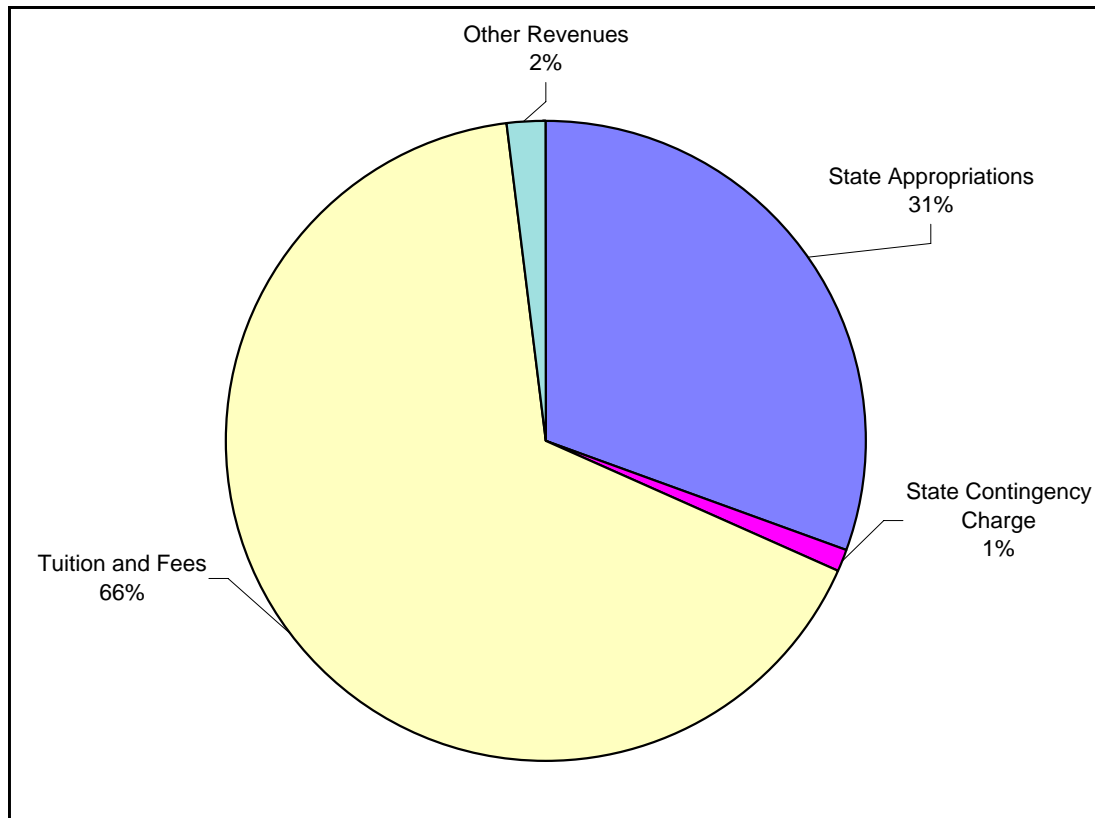
<u>REVENUES</u>	<u>FY 2007-08 OPERATING BUDGET</u>
STATE APPROPRIATIONS	\$49,201
CONTINGENCY CHARGE	\$2,000
TUITION/FEES	106,697
OTHER REVENUES	<u>3,173</u>
 TOTAL REVENUE	 \$161,071
 <u>EXPENDITURES</u>	
SALARY/WAGE/BENEFIT	\$111,696
OPERATING EXPENSE	37,975
STUDENT ASSISTANCE	11,400
EQUIPMENT	<u>0</u>
 TOTAL EXPENDITURES	 \$161,071
 REVENUE/EXPENDITURE NET	 0

Source: Office of Budgetary Planning & Analysis, General Fund Operating Budget FY-07/08

BUDGET

FERRIS STATE UNIVERSITY REVENUE SUMMARY (AMOUNTS IN THOUSANDS)

	AMOUNT	PERCENT
STATE APPROPRIATIONS	\$49,201	30.5%
STATE CONTINGENCY CHARGE	2,000	1.2%
TUITION AND FEES	106,697	66.2%
OTHER REVENUES	3,173	2.1%
TOTAL	\$161,071	

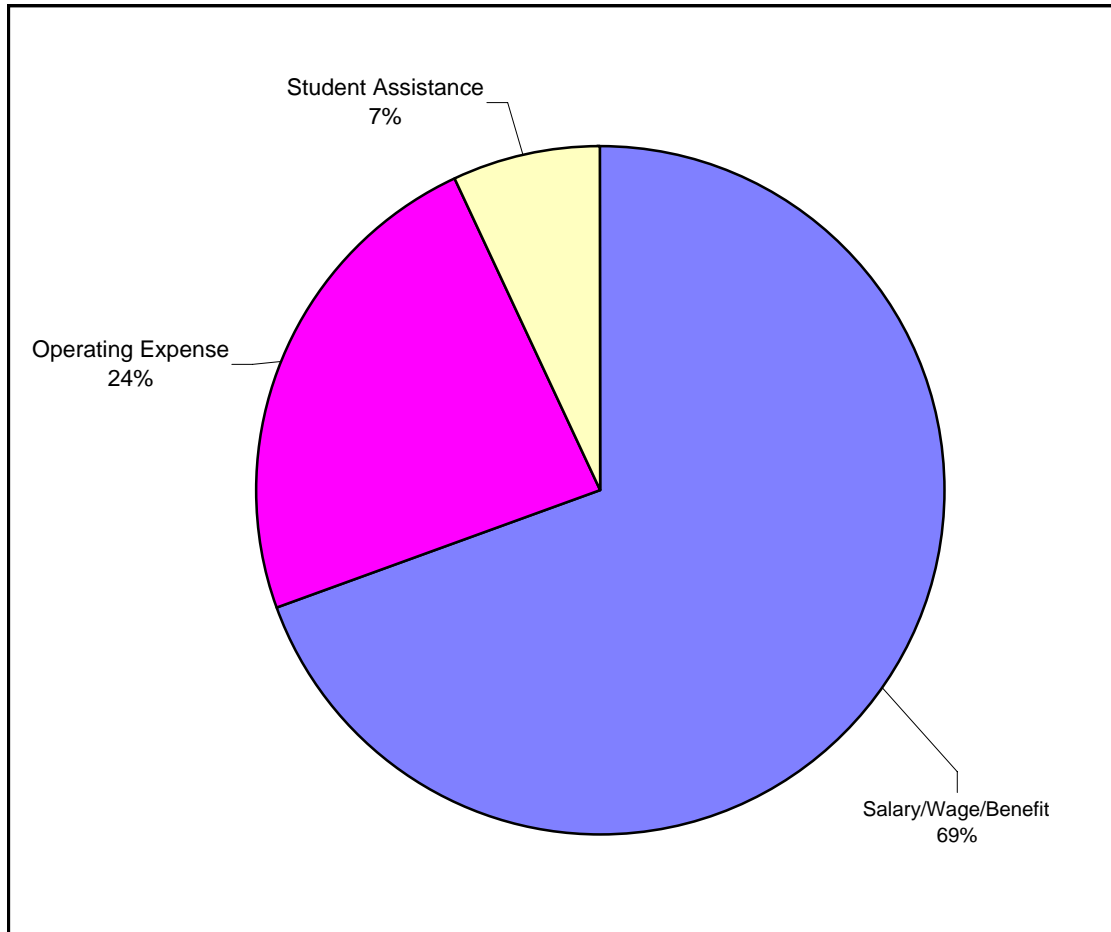


note: State Contingency Charge was returned in January 2008

Source: Office of Budgetary Planning & Analysis, General Fund Operating Budget FY-07/08

**FERRIS STATE UNIVERSITY
EXPENDITURE SUMMARY**
(AMOUNTS IN THOUSANDS)

	AMOUNT	PERCENT
SALARY/WAGE/BENEFIT	\$111,696	69.3%
OPERATING EXPENSE	37,975	23.6%
STUDENT ASSISTANCE	11,400	7.1%
EQUIPMENT	0	0.0%
TOTAL	\$161,071	



Source: Office of Budgetary Planning & Analysis, General Fund Operating Budget FY-07/08

Facilities

**SUMMARY OF ALL CAMPUS FACILITIES OWNED OR RENTED
BY FERRIS STATE UNIVERSITY**

BUILDING	SQUARE FEET	CUBIC FEET	CONSTRUCTED OR IMPROVED
GENERAL FUNDED FACILITIES			
ALUMNI BUILDING	34,600	510,000	1929
APPLIED TECHNOLOGY CENTER (RENTED)	170,000		1991
ARTS & SCIENCE COMMONS	79,259	1,054,984	1996-99
AUTOMOTIVE CENTER	77,000	1,235,400	1956-88
BISHOP HALL	50,900	480,600	1968-87
BUSINESS BUILDING	90,600	700,000	1970
CARILLON TOWER	100	4,900	1968
CREATIVE ARTS	7,200	93,900	1965
DEPT. OF PUBLIC SAFETY	400	3,200	1959-83-99-03
ELASTOMER/PLASTICS CENTER	43,392	510,555	1987-99
EWIGLEBEN SPORTS COMPLEX	76,600	1,280,806	1974-82-99
FLITE LIBRARY	173,484	2,081,800	2001
GENERAL SERVICES ANNEX	15,282	320,922	2005
GENERAL SERVICES BLDG	28,571	518,885	1984-88-05
GENERAL SERVICES GROUNDS	7,232	80,856	1979-06
GRANGER CENTER (CTC)	75,298	1,358,200	1962-03
HEALTH CENTER (50%)	9,200	91,250	1959-67
HEAVY EQUIPMENT TECHNOLOGY	52,000	1,188,000	1987
INTERDISCIPLINARY RESOURCE CENTER	61,425	683,800	1969-2008
JOHNSON HALL	33,600	328,600	1959
KENDALL COLLEGE OF ART & DESIGN	92,344		
MCKESSY BARN	2,000	36,000	1989
MCKESSY HOUSE	2,800	23,000	1989-97
MUSIC CENTER	10,000	137,900	1962
NORTH STORAGE FACILITY	10,711	152,900	2001
PENNOCK HALL	50,900	480,600	1968-77
PHARMACY BUILDING	62,200	1,214,300	1972
POWER PLANT	19,900	421,900	1955-88
PRAKKEN BUILDING	42,100	503,900	1952
SCIENCE BUILDING	109,148	1,697,000	1955-67-97-99
STARR BUILDING	86,400	1,607,200	1962-96
STUDENT RECREATION CENTER	116,051	2,397,416	1962-99
SWAN BUILDING	133,680	1,706,200	1966-88-04
TIMME CENTER FOR STUDENT SERVICES	59,179	752,227	1967-02
TOP TAGGART (WHEELER PAVILION)	10,593	152,000	2001
VFS ALLIED HEALTH BLDG	67,400	1,493,800	1979
WEST BUILDING	23,700	292,500	1952-85
WEST COMMONS	19,800	269,300	1968
TOTAL GENERAL FUNDED	2,005,049	25,864,801	

Source: University Architect

FACILITIES

SUMMARY OF ALL CAMPUS FACILITIES OWNED OR RENTED BY FERRIS STATE UNIVERSITY

BUILDING	SQUARE FEET	CUBIC FEET	CONSTRUCTED OR IMPROVED
NON-GENERAL FUNDED FACILITIES			
BOND HALL	90,500	820,400	1966
BROPHY HALL	47,000	482,750	1962
CARLISLE HALL	47,200	423,000	1957
CLARK HALL	41,500	360,900	1960
CONFERENCE CENTER	25,238	380,000	1990
COPY CENTER (103 PERRY STREET)	2,070	30,015	2006
CORPORATE & PROF DEVELOPMENT CTR	16,836	192,612	1985-87
CRAMER HALL	91,700	824,700	1969
EAST CAMPUS APARTMENTS	72,600	636,200	1955
HALLISY HALL	44,700	406,000	1958
HEALTH CENTER (50%)	9,200	91,250	1959-67
HELEN FERRIS HALL	44,300	383,000	1956
HENDERSON HALL	44,900	405,500	1965
HOLIDAY INN HOTEL	72,789	582,000	1990
ICE ARENA	69,460	980,570	1974-99
KATKE GOLF CART STORAGE	2,800	27,600	1984
KATKE GOLF CLUB HOUSE	5,700	57,000	2000
KATKE GOLF MAINTENANCE BLDG	3,200	44,800	1974
KNOLLCREST COMMONS	11,094	292,860	1961
MASSELINK COMPLEX	104,700	942,300	1955-58
MCNERNEY HALL	47,000	482,750	1962
MERRILL HALL	51,700	515,050	1961
MILLER HALL	47,382	444,245	1963
PICKELL HALL	50,400	468,600	1964
PUTERBAUGH HALL	46,400	436,400	1965
RACQUET BALL FACILITY	50,884	1,244,000	1980-87-01
RANKIN CENTER	109,100	1,385,900	1958-87
SOUTH CAMPUS APARTMENTS	53,200	466,400	1958
SOUTH COMMONS	32,460	400,217	1963-64-94
SOUTHWEST COMMONS	19,500	253,600	1965-86
SOUTHWEST POWER PLANT	2,200	33,200	1964
TAGGART HALL	47,800	450,600	1964
TRAVIS HALL	51,700	515,050	1961
VANDERCOOK HALL	41,500	386,350	1957-98
WARD HALL	41,320	407,260	1963
WEST CAMPUS APARTMENTS	242,870	5,100,270	1995
WEST CAMPUS COMMUNITY BLDG	5,785	52,000	1996
WOMEN'S SOFTBALL FACILITY	1,008	25,200	2001
TOTAL NON-GENERAL FUNDED	1,789,696	21,430,549	
GRAND TOTAL	3,794,745	47,295,350	

Source: University Architect

Michigan
Public University
Comparisons

MICHIGAN PUBLIC UNIVERSITY COMPARISONS

ENROLLMENT MICHIGAN PUBLIC UNIVERSITIES

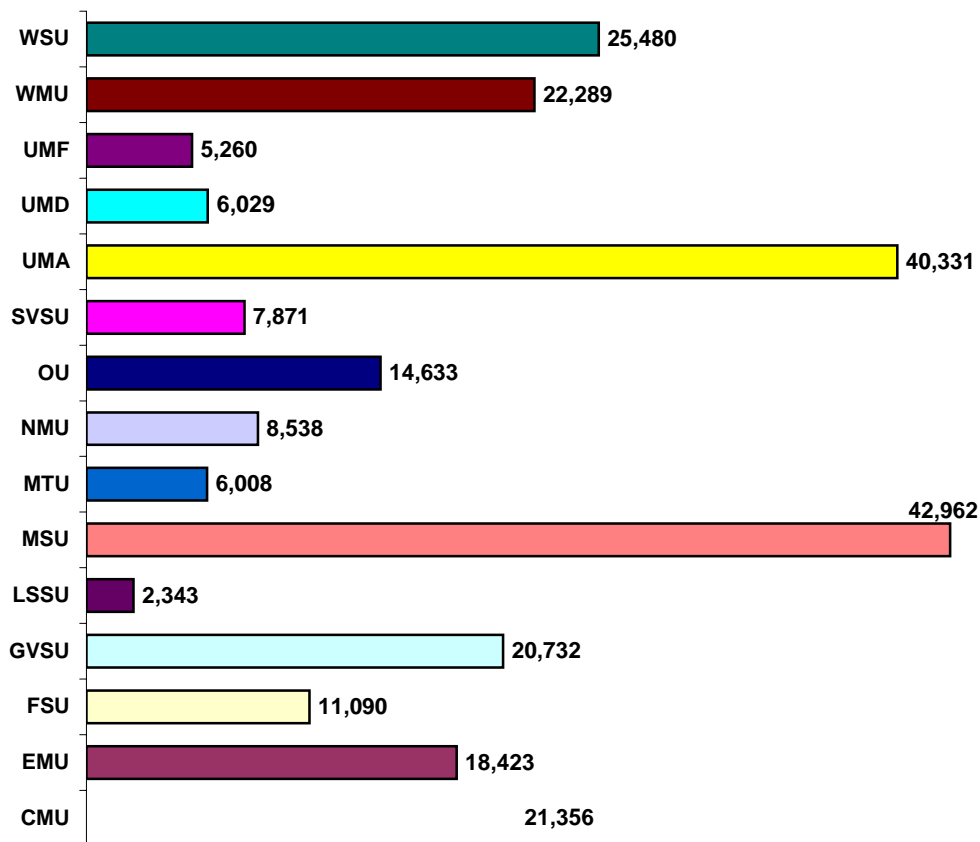
	<u>Fall 2003</u>	<u>Fall 2004</u>	<u>Fall 2005</u>	<u>Fall 2006</u>	<u>Fall 2007</u>
Central Michigan University	28,003	24,875	24,735	24,556	23,936
Eastern Michigan University	N/A	23,883	23,514	23,058	22,841
Ferris State University	11,822	11,803	12,547	12,575	13,087
Grand Valley State University	21,524	22,063	22,565	23,295	23,464
Lake Superior State University	3,259	2,830	2,907	2,624	2,843
Michigan State University	44,542	44,836	45,166	45,520	45,545
Michigan Tech University	6,538	6,536	6,506	6,549	6,719
Northern Michigan University	9,326	8,999	9,630	9,405	9,105
Oakland University	16,576	16,902	17,339	17,737	18,082
Saginaw Valley State University	9,168	9,448	9,569	9,543	9,662
University of Michigan - Ann Arbor	39,031	39,284	39,686	39,704	40,500
University of Michigan - Dearborn	9,022	8,631	8,613	8,566	8,606
University of Michigan - Flint	6,152	6,188	6,422	6,527	6,814
Wayne State University	33,091	33,314	33,137	32,982	33,240
Western Michigan University	29,178	27,829	26,231	24,825	24,415

note: Fall numbers each year as of November.

Source: President's Council Enrollment Report

MICHIGAN PUBLIC UNIVERSITY COMPARISONS

Full Year-Equated Students FY 2007

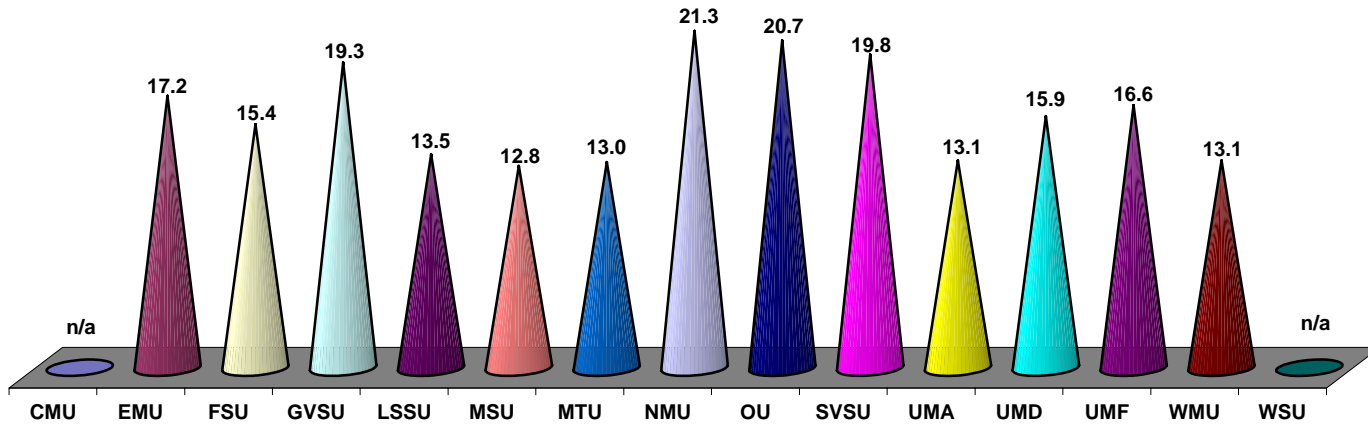


Five Year Trend

	FY '03	FY '04	FY '05	FY '06	FY '07
<i>CMU</i>	21,307	21,447	21,431	21,579	21,356
<i>EMU</i>	19,582	19,579	18,947	18,775	18,423
<i>FSU</i>	9,841	10,340	10,548	11,063	11,090
<i>GVSU</i>	17,566	18,515	19,400	19,986	20,732
<i>LSSU</i>	2,900	2,802	2,591	2,561	2,343
<i>MSU</i>	41,586	41,528	41,836	42,430	42,962
<i>MTU</i>	6,008	6,046	5,932	6,124	6,008
<i>NMU</i>	8,047	8,305	8,424	8,553	8,538
<i>OU</i>	13,070	13,652	13,834	14,246	14,633
<i>SVSU</i>	7,130	7,407	7,649	7,781	7,871
<i>UMA</i>	38,651	38,873	39,311	40,043	40,331
<i>UMD</i>	6,335	6,462	6,227	6,243	6,029
<i>UMF</i>	5,019	4,892	4,941	5,111	5,260
<i>WMU</i>	25,461	25,039	24,006	23,290	22,289
<i>WSU</i>	23,704	24,729	25,173	25,235	25,480

Source: Office of Budgetary Planning & Analysis

Student-to-Faculty Ratio FY 2007



Five Year Trend

	FY '03	FY '04	FY '05	FY '06	FY '07
<i>CMU</i>	18.3	18.8	18.5	18.7	n/a
<i>EMU</i>	19.7	19.3	18.5	18.3	17.2
<i>FSU</i>	15.1	15.4	15.0	15.6	15.4
<i>GVSU</i>	20.3	21.9	19.4	18.7	19.3
<i>LSSU</i>	15.9	15.9	14.3	14.8	13.5
<i>MSU</i>	12.8	13.1	13.4	13.3	12.8
<i>MTU</i>	12.6	12.8	12.8	13.0	13.0
<i>NMU</i>	22.3	22.9	22.7	22.3	21.3
<i>OU</i>	19.9	20.8	21.4	21.8	20.7
<i>SVSU</i>	20.1	20.7	20.4	20.1	19.8
<i>UMA</i>	12.1	11.3	11.8	12.7	13.1
<i>UMD</i>	17.0	15.7	15.4	15.6	15.9
<i>UMF</i>	16.7	17.3	16.3	16.4	16.6
<i>WMU</i>	16.7	14.5	13.6	13.6	13.1
<i>WSU</i>	9.47	9.6	14.2	14.2	n/a

Source: Office of Budgetary Planning & Analysis

MICHIGAN PUBLIC UNIVERSITY COMPARISONS

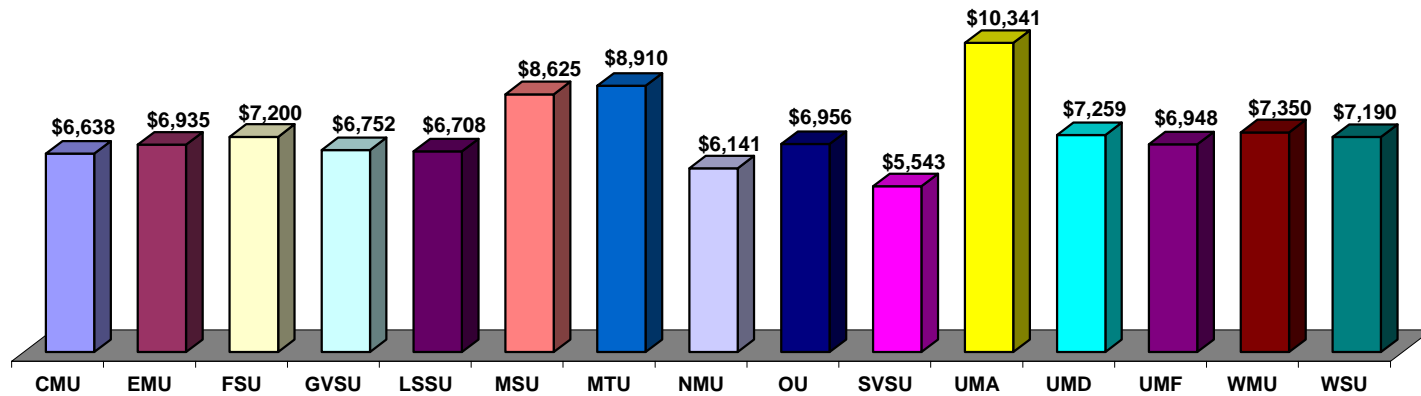
BUDGETARY PLANNING AND ANALYSIS SUMMARY OF 2007- 08 TUITION/FEES AND ROOM/BOARD MICHIGAN PUBLIC UNIVERSITIES

	<u>FY-08</u> <u>TUITION</u>	<u>TUITION</u> <u>RANK</u>	<u>FY-08</u> <u>RM/BRD</u>	<u>ROOM/</u> <u>BOARD</u> <u>RANK</u>	<u>FY-08</u> <u>TOTAL</u> <u>COST</u>	<u>TOTAL</u> <u>COST</u> <u>RANK</u>
Central Michigan	7,343	12	7,236	5	14,579	8
Eastern Michigan	7,490	9	6,942	9	14,432	9
Ferris State	8,295	5	7,646	2	15,941	4
Grand Valley	7,420	10	6,880	10	14,300	11
Lake Superior	7,246	13	7,172	8	14,418	10
Michigan State	9,530	3	7,276	4	16,806	3
Michigan Tech	9,829	2	7,315	3	17,144	2
Northern Michigan	6,709	14	7,220	7	13,929	12
Oakland	7,928	6	6,670	12	14,598	7
Saginaw Valley	6,258	15	6,630	13	12,888	13
UM - Dearborn	7,832	7	N/A	N/A	7,259	N/A
UM - Flint	7,392	11	N/A	N/A	6,948	N/A
University of Michigan	11,112	1	8,190	1	19,302	1
Wayne State	8,450	4	6,702	11	15,152	5
Western Michigan	7,590	8	7,222	6	14,812	6
 UNWEIGHTED AVERAGE	 8,028		 7,162		 14,167	

note: Average of Freshman, Sophomore, Junior and Senior Tuition rates.

Source: Presidents Council, State Universities of Michigan
November 2007

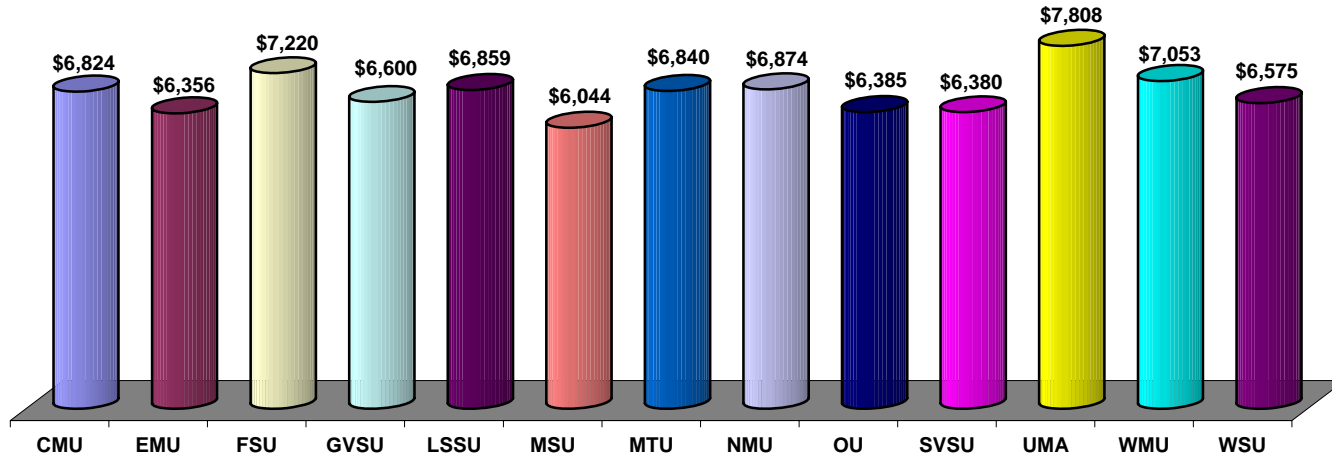
Annual Tuition and Required Fees FY 2007



Five Year Trend

	FY '03	FY '04	FY '05	FY '06	FY '07
CMU	\$4,747	\$5,228	\$5,375	\$6,315	\$6,638
EMU	5,027	5,627	5,762	6,541	6,935
FSU	5,500	6,044	6,190	6,740	7,200
GVSU	5,148	5,566	5,888	6,334	6,752
LSSU	4,758	5,604	5,736	6,306	6,708
MSU	6,454	7,088	7,395	8,144	8,625
MTU	6,591	7,440	7,610	8,194	8,910
NMU	4,780	5,210	5,334	5,858	6,141
OU	5,031	5,494	5,590	6,361	6,956
SVSU	4,382	4,799	4,913	5,282	5,543
UMA	7,960	8,481	8,722	9,798	10,341
UMD	5,332	5,839	6,002	6,718	7,259
UMF	4,786	5,312	5,461	6,441	6,948
WMU	5,155	5,795	5,934	6,948	7,350
WSU	5,104	5,692	5,828	6,784	7,190

Annual Room and Board Costs FY 2007



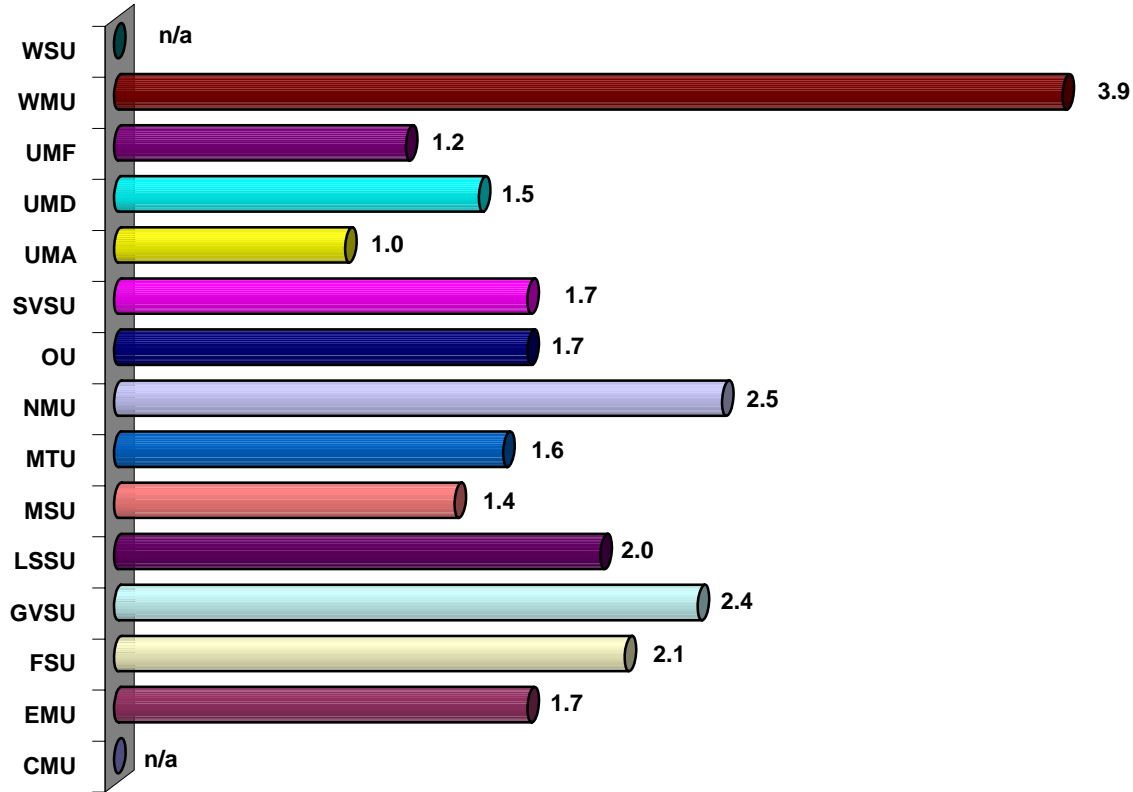
Five Year Trend

	FY '03	FY '04	FY '05	FY '06	FY '07
<i>CMU</i>	\$5,524	\$5,924	\$6,160	\$6,376	\$6,824
<i>EMU</i>	5,597	5,850	6,082	6,356	6,356
<i>FSU</i>	5,968	6,326	6,522	6,816	7,220
<i>GVSU</i>	5,656	5,768	6,160	6,360	6,600
<i>LSSU</i>	5,548	5,993	6,228	6,536	6,859
<i>MSU</i>	4,932	5,230	5,458	5,744	6,044
<i>MTU</i>	5,465	5,795	6,096	6,375	6,840
<i>NMU</i>	5,630	5,894	6,182	6,482	6,874
<i>OU</i>	5,252	5,540	5,790	6,080	6,385
<i>SVSU</i>	5,485	5,786	5,850	6,150	6,380
<i>UMA</i>	6,366	6,704	7,030	7,374	7,808
<i>WMU</i>	6,128	6,496	6,496	6,821	7,053
<i>WSU</i>	6,100	6,500	6,700	6,845	6,575

Source: Office of Budgetary Planning & Analysis/ President's Council Tuition & Fees Report

MICHIGAN PUBLIC UNIVERSITY COMPARISONS

Faculty to Administrator Ratio FY 2007

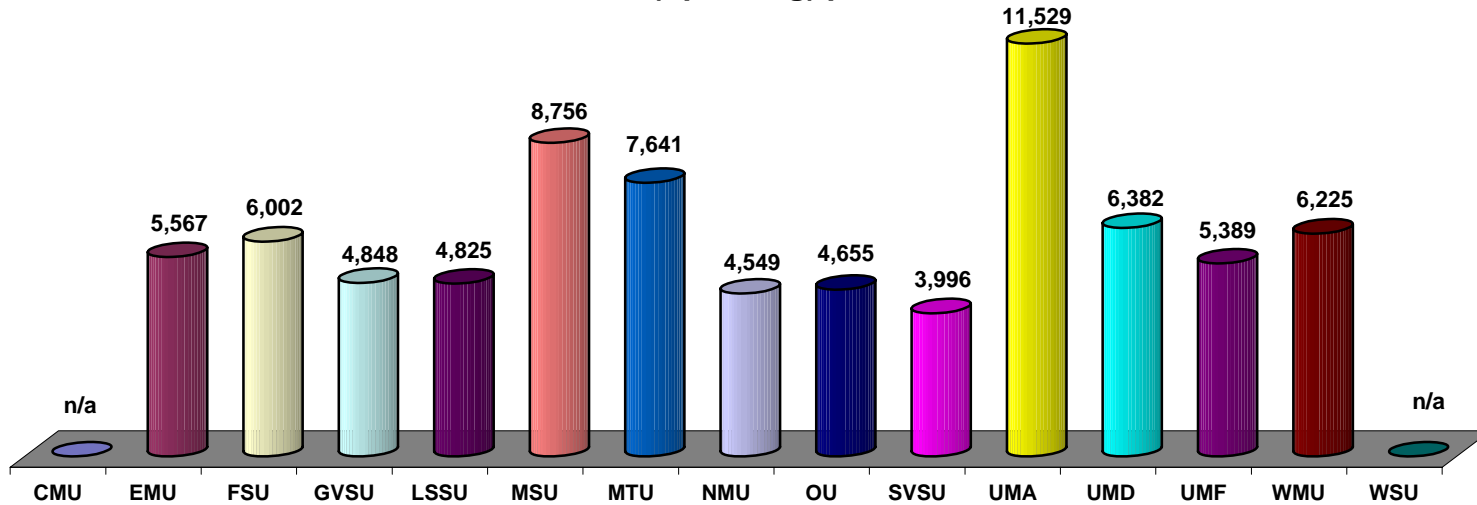


Five Year Trend

	FY '02	FY '03	FY '04	FY '05	FY '06	FY '07
<i>CMU</i>	2.2	2.1	2.1	2.2	2.1	n/a
<i>EMU</i>	1.8	1.8	1.6	1.7	1.8	1.7
<i>FSU</i>	2.3	2.2	2.3	2.3	2.2	2.1
<i>GVSU</i>	2.6	2.4	2.1	2.3	2.4	2.4
<i>LSSU</i>	2.2	2.3	3.3	3.3	2.4	2.0
<i>MSU</i>	1.6	1.6	1.5	1.5	1.5	1.4
<i>MTU</i>	1.7	1.8	1.8	1.8	1.8	1.6
<i>NMU</i>	2.2	2.1	2.2	2.3	2.5	2.5
<i>OU</i>	2.1	1.8	1.8	1.7	1.8	1.7
<i>SVSU</i>	1.6	1.6	1.7	1.7	1.7	1.7
<i>UMA</i>	0.9	0.8	1.0	1.0	1.0	1.0
<i>UMD</i>	1.4	1.4	1.5	1.5	1.6	1.5
<i>UMF</i>	1.7	1.2	1.5	1.7	1.2	1.2
<i>WMU</i>	3.8	3.9	4.0	4.3	4.2	3.9
<i>WSU</i>	2.1	2.4	2.9	3.5	2.0	n/a

Source: Office of Budgetary Planning & Analysis

Instructional Cost (Spending) per Student FY 2007

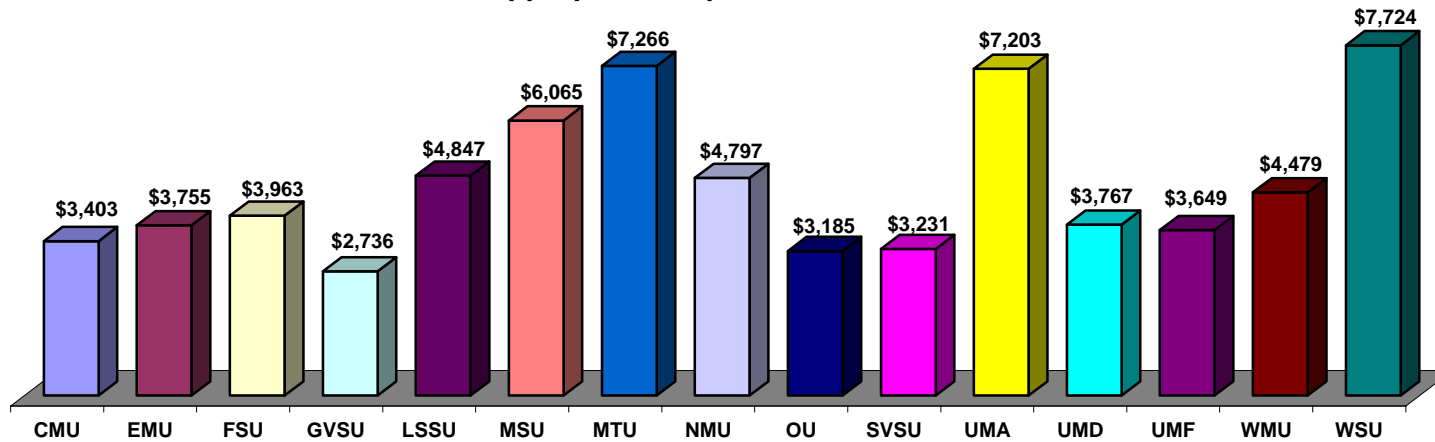


Five Year Trend

	FY '02	FY '03	FY '04	FY '05	FY '06	FY '07
CMU	\$3,814	\$4,136	\$4,181	\$4,354	\$4,467	n/a
EMU	4,113	4,451	4,583	4,874	5,172	5,567
FSU	5,506	5,860	5,427	5,737	5,711	6,002
GVSU	4,367	4,679	4,639	4,744	4,755	4,848
LSSU	3,680	3,923	4,097	4,311	4,085	4,825
MSU	7,724	7,809	7,879	8,027	8,294	8,756
MTU	8,090	8,328	7,511	7,274	7,246	7,641
NMU	4,078	4,005	3,993	4,276	4,261	4,549
OU	4,236	4,227	4,129	4,218	4,451	4,655
SVSU	2,968	3,553	3,646	3,725	3,893	3,996
UMA	10,240	10,672	10,678	10,890	11,138	11,529
UMD	5,032	5,350	5,392	5,931	5,823	6,382
UMF	4,598	4,647	4,557	4,934	5,131	5,389
WMU	4,667	4,649	5,049	5,132	5,652	6,225
WSU	7,166	6,856	6,811	7,090	7,382	n/a

Source: Office of Budgetary Planning & Analysis

State Appropriations per FYES FY 2007

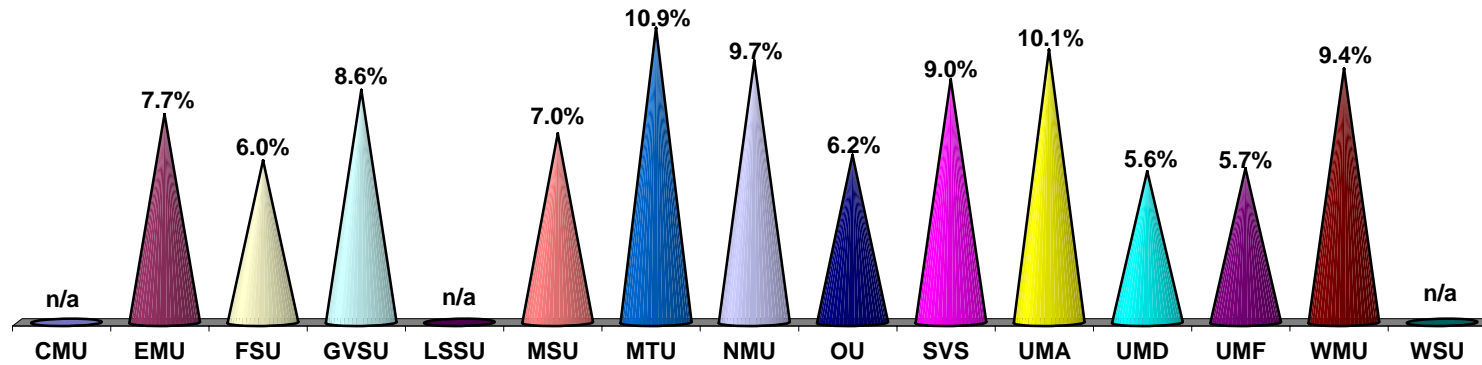


Five Year Trend

	FY '02	FY '03	FY '04	FY '05	FY '06	FY '07
CMU	\$4,294	\$4,147	\$3,612	\$3,813	\$3,710	\$3,403
EMU	4,551	4,340	3,827	4,172	4,055	3,755
FSU	5,803	5,481	4,591	4,748	4,396	3,963
GVSU	3,582	3,301	3,032	3,053	3,059	2,736
LSSU	5,062	4,844	4,353	4,931	4,883	4,847
MSU	7,963	7,586	6,711	7,029	6,687	6,065
MTU	9,338	8,933	7,812	8,400	7,841	7,266
NMU	6,739	6,281	5,355	5,474	5,267	4,797
OU	4,151	3,868	3,416	3,556	3,558	3,185
SVSU	3,995	3,708	3,412	3,495	3,534	3,231
UMA	9,568	9,102	7,996	8,342	7,901	7,203
UMD	4,618	4,312	3,704	4,055	3,963	3,767
UMF	4,760	4,687	4,207	4,394	4,090	3,649
WMU	5,046	4,783	4,291	4,722	4,710	4,479
WSU	10,678	10,352	8,770	8,868	8,507	7,724

Source: Office of Budgetary Planning & Analysis

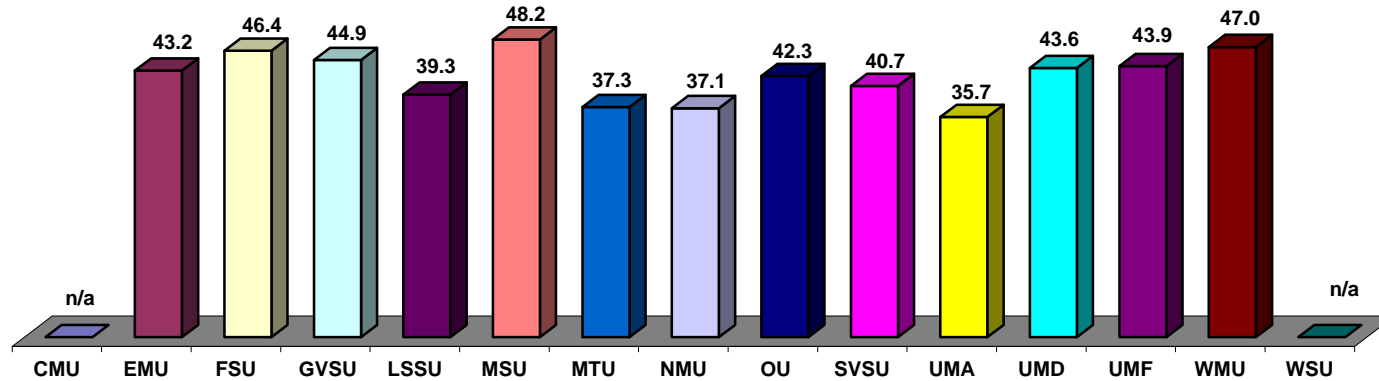
Financial Aid as % of Total General Fund Spending FY 2007



	FY '02	FY '03	FY '04	FY '05	FY '06	FY '07
<i>CMU</i>	4.9%	5.4%	5.7%	5.0%	5.5%	n/a
<i>EMU</i>	6.4	6.5	7.6	7.9	8.8	7.7%
<i>FSU</i>	5.7	5.1	5.2	5.0	5.3	6.0%
<i>GVSU</i>	4.9	5.3	6.0	6.5	7.5	8.6%
<i>LSSU</i>	7.3	8.3	8.7	9.6	10.1	n/a
<i>MSU</i>	4.7	4.9	4.9	5.9	7.4	7.0%
<i>MTU</i>	9.4	9.9	9.6	10.7	10.2	10.9%
<i>NMU</i>	7.2	7.9	9.1	8.4	8.5	9.7%
<i>OU</i>	4.7	4.7	4.9	4.3	5.5	6.2%
<i>SVS</i>	6.1	6.7	7.5	8.2	8.3	9.0%
<i>UMA</i>	9.4	9.3	9.6	9.3	9.4	10.1%
<i>UMD</i>	3.6	4.3	4.3	4.2	4.2	5.6%
<i>UMF</i>	4.6	4.7	4.5	5.0	4.8	5.7%
<i>WMU</i>	6.5	9.6	9.6	9.7	11.2	9.4%
<i>WSU</i>	4.5	6.9	5.9	5.7	7.0	n/a

Source: Office of Budgetary Planning & Analysis

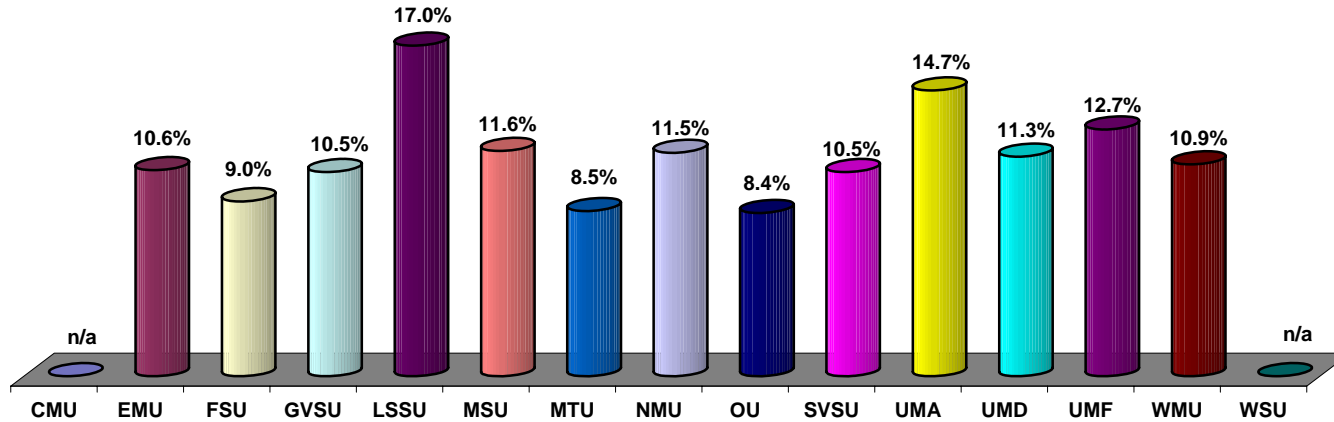
Instruction as a % of Total General Fund Spending FY 2007



Five Year Trend

	FY '02	FY '03	FY '04	FY '05	FY '06	FY '07
<i>CMU</i>	41.6%	42.8%	44.3%	44.4%	42.6%	n/a
<i>EMU</i>	44.3	46.2	47.0	47.0	47.1	43.2
<i>FSU</i>	44.3	45.6	42.3	44.4	44.9	46.4
<i>GVSU</i>	47.3	49.6	48.2	47.7	45.8	44.9
<i>LSSU</i>	37.8	42.7	39.6	38.3	34.5	39.3
<i>MSU</i>	48.8	48.9	49.9	48.1	48.0	48.2
<i>MTU</i>	44.1	45.4	42.0	40.2	39.4	37.3
<i>NMU</i>	36.1	35.6	36.3	35.3	34.6	37.1
<i>OU</i>	45.1	44.4	43.3	43.6	42.2	42.3
<i>SVSU</i>	36.1	40.6	40.5	40.7	39.8	40.7
<i>UMA</i>	36.0	37.1	37.6	36.5	35.8	35.7
<i>UMD</i>	44.3	45.4	43.5	44.5	43.1	43.6
<i>UMF</i>	45.7	42.6	41.9	43.4	42.5	43.9
<i>WMU</i>	45.4	44.8	46.7	45.7	44.2	47.0
<i>WSU</i>	40.1	40	40.3	39.7	40.6	n/a

Plant Spending as a % of Total General Fund Spending FY 2007



Five Year Trend

	FY '02	FY '03	FY '04	FY '05	FY '06	FY '07
<i>CMU</i>	9.4%	8.0%	8.0%	7.8%	7.9%	n/a
<i>EMU</i>	9.4	9.7	9.2	9.0	11.0	10.6%
<i>FSU</i>	10.0	9.0	6.3	9.4	9.2	9.0%
<i>GVSU</i>	11.0	11.8	11.8	9.0	12.4	10.5%
<i>LSSU</i>	12.6	14.1	12.1	13.3	14.4	17.0%
<i>MSU</i>	9.4	9.3	9.4	10.6	10.9	11.6%
<i>MTU</i>	7.5	7.0	7.5	8.7	8.7	8.5%
<i>NMU</i>	10.9	10.9	11.6	11.2	12.2	11.5%
<i>OU</i>	9.8	8.3	8.6	8.4	8.5	8.4%
<i>SVSU</i>	11.2	10.4	10.1	10.3	10.2	10.5%
<i>UMA</i>	12.7	12.8	12.8	13.8	15.0	14.7%
<i>UMD</i>	9.4	8.9	10.6	11.2	11.8	11.3%
<i>UMF</i>	12.2	12.6	12.2	13.1	13.4	12.7%
<i>WMU</i>	10.5	11.1	10.1	10.0	10.3	10.9%
<i>WSU</i>	8.5	11.2	12.1	11.5	11.9	n/a

Source: Office of Budgetary Planning & Analysis